
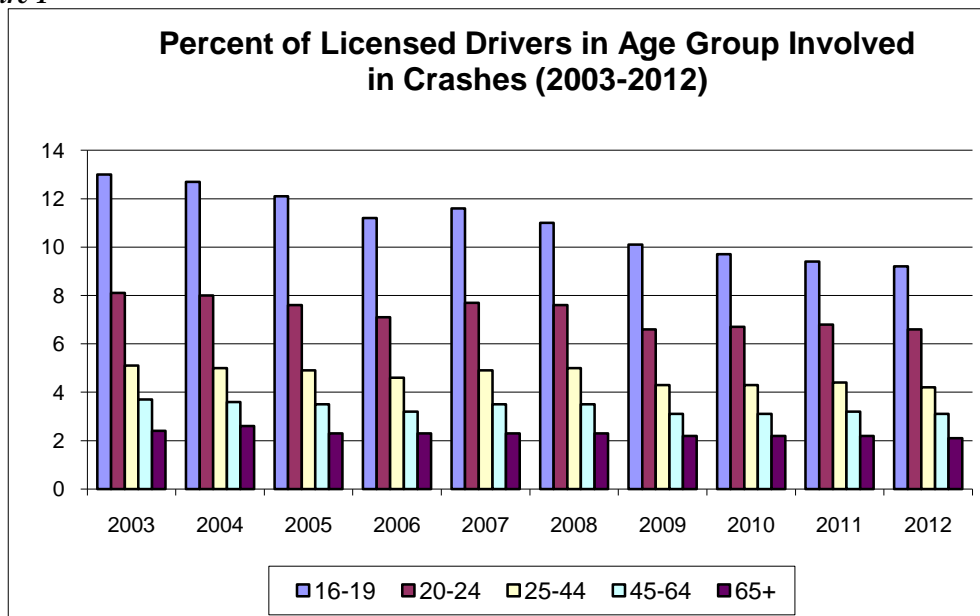


**2012 WISCONSIN CRASH FACTS  
ON THE 16- to 19-YEAR-OLD AGE GROUP**  
AUGUST 2013



- **Historically, for two out of three 16- to 19-year-old drivers killed in motor vehicle crashes, it was their first and last crash.** In 2012, traffic crashes claimed the lives of 57 teens ages 16 - 19. That compares to 43 who were killed in 2011, 51 in 2010, 57 in 2009, 56 in 2008, and 91 in 2007.
- **Drivers between the ages of 16 and 19 are more likely to be in a motor vehicle crash than other age groups (Figure 1).** During 2012, 9.2% of all 16- to 19-year-old licensed drivers in Wisconsin had a crash – more than one in 11 teen drivers.

*Figure 1*

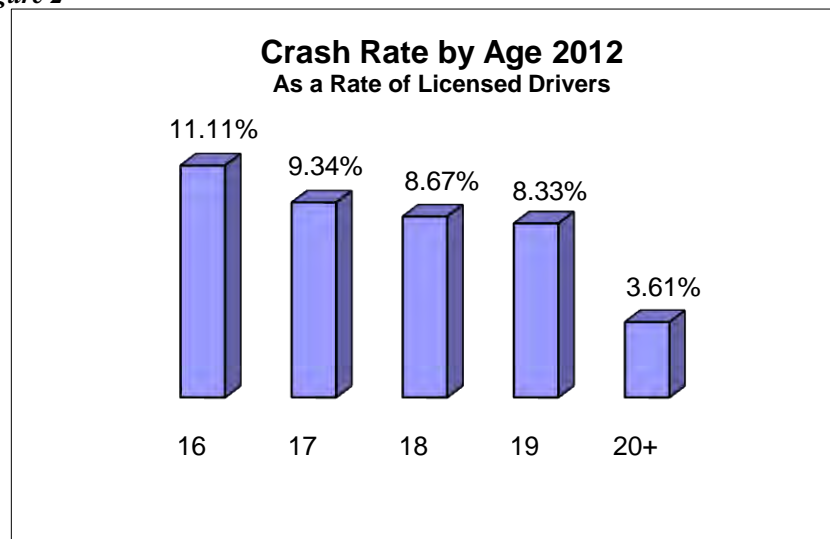


- **Compared to drivers in other age groups, teen drivers have more crashes involving high-risk factors.** In 2012, only 4.7% of all licensed drivers were between the ages of 16-19 years old. Yet, these drivers accounted for 11.1% of all drivers in crashes. They also accounted for 5.7% of all drivers in crashes who were listed as *had been drinking* and 9.4% of those suspected of using other drugs.
- **Drivers aged 16 -19 who are involved in crashes are more likely than other drivers to be reported as exceeding the speed limit, driving too fast for conditions, failing to yield right-of-way, failing to control, following too close, and driving inattentively** according to the possible contributing circumstances (PCCs) listed on crash reports.

- **Nearly two out of three 16- to 19-year-old passengers killed or seriously injured were in a vehicle driven by another teenager.** Specifically, of the 25 passengers age 16-19 killed in traffic crashes in 2012, 19 (76%) of them were riding in vehicles with drivers under the age of 20. Additionally, 112 passengers age 16-19 suffered incapacitating injuries in crashes in 2012. Fifty-three percent of them were in vehicles driven by teenagers.
- **Peer pressure may affect when teens wear seat belts.** Among teen drivers and their passengers of all ages who were killed or seriously injured in a passenger car or light truck crash in 2012, seat belt use was 71% in driver-only crashes and dropped to 62% when peer passengers were also present in the vehicle.
- **Weekends are more deadly for teens than weekdays.** Twenty-five of the 57 (44%) 16- to 19-year-olds who died in traffic crashes in 2012 died in crashes occurring on Friday, Saturday, or Sunday.
- **Teen drivers tend to crash in the late afternoon.** The peak hour for teen crashes is 3-4 p.m. during the school year and 4-6 p.m. during the summer. More crashes involving 16- to 19-year-old drivers occurred on Friday than on any other day of the week.
- **Snowy/slushy/icy road conditions pose special threats for teen drivers.** Relative to the number of licensed drivers by age, a larger percentage of teen drivers crashed during these conditions in January and December of 2012, than did drivers over age 19 (53% vs. 43%).

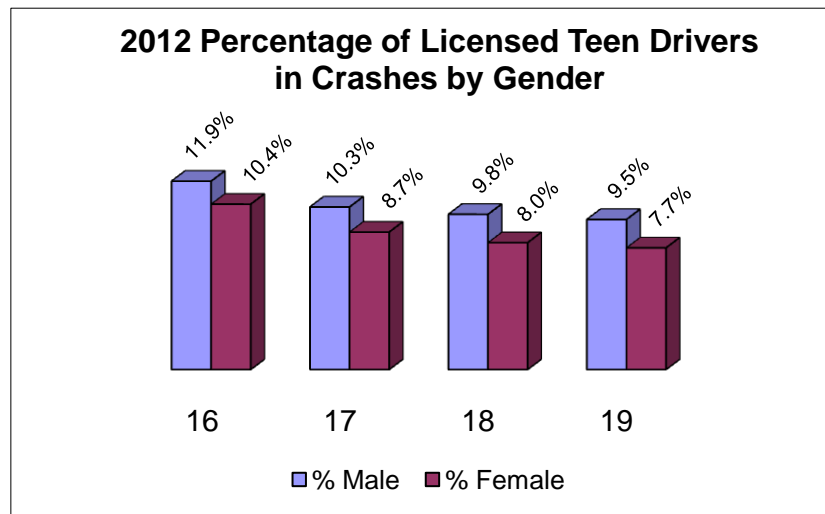
- **Even in the teen years, age matters.** 11.1% of all licensed 16-year-old drivers crash; at age 17, the percentage drops to 9.3%; at age 18, it is down to 8.7%; at age 19, it falls to 8.3%. Among licensed drivers aged 20 and older, the 2012 crash rate was 3.6%. (Figure 2).

Figure 2



- Male and female circumstances differ.** By individual age, a larger percentage of 16- to 19-year-old male drivers were involved in all types of crashes than female drivers (*Figure 3*). Forty of the 57 (70%) 16- to 19-year-olds killed in 2012 traffic crashes were male. In crashes that proved fatal or incapacitating to a 16- to 19-year-old, 65% of the female victims wore seatbelts; only 58% of the male victims did so.

*Figure 3*



- 16- to 19-year-olds injure/kill 16- to 19-year-olds.** In crashes where 16- to 19-year-olds were driving the vehicle in 2012, 51% of those injured/killed were 16- to 19-year-olds; 76% of injured/killed occupants were under 20 years old.
- On average, a teen driver was involved in a fatal crash every 5.9 days.** About once every 1.7 hours, a 16- to 19-year-old driver had an injury crash; about once every 42 minutes, a 16- to 19-year-old driver had a property damage crash (*Figure 4*).
- New Wisconsin drivers under the age of 18 obtain their licenses via graduated licensing.** Since all phases of Wisconsin’s Graduated Driver Licensing Law took effect in 2000, 16- and 17-year-old drivers must have an additional 30 hours of practice driving time (including 10 hours at night) and hold an instruction permit for at least six months before taking a road test and applying for a probationary driver’s license. The probationary license imposes a curfew (no operation between midnight and 5 a.m. except for going to/from school or work) and a passenger restriction (one passenger other than family members) during the first nine months of probationary operation. These limitations are removed for drivers who remain conviction-free or who turn 18. For more information on Wisconsin’s graduated driver licensing: <http://www.dot.state.wi.us/dmv/GDLchanges.html>.

## Wisconsin's Crash Clock for 16- to 19-year-olds

*Figure 4*

Frequency of Consequence for 16- to 19-year-olds in 2012	Number of Incidents Involving 16- to 19-year-olds			
	2012	2011	2010	2009
One driver involved in property damage crash every 42.0 minutes	12,558	13,090	13,398	14,536
One driver involved in injury crash every 1.7 hours	5,318	5,363	5,972	6,416
One 16- to 19-year-old injured every 2.0 hours	4,493	4,603	5,092	5,537
One driver injured roughly every 3.3 hours	2,675	2,698	3,074	3,334
One vehicle passenger injured every 6.4 hours	1,368	1,515	1,632	1,799
One 16-19 year passenger killed or injured while a 16-19 year was driving every 12.7 hours	692	821	925	1,015
One pedestrian injured every 2.6 days	139	132	137	143
One motorcyclist injured every 3.1 days	120	94	71	93
One bicyclist injured every 2.8 days	131	126	133	130
One driver involved in a fatal crash every 5.9 days	62	57	74	68
One teen killed every 6.4 days	57	43	51	57
One driver killed every 13.1 days	28	20	24	31
One moped user injured every 6.1 days	60	38	45	38
One vehicle passenger killed every 14.6 days	25	17	19	20
One pedestrian killed every 1 year	1	3	3	2
One motorcyclist killed every 4 months	3	3	3	3

**WISCONSIN DEPARTMENT OF TRANSPORTATION**  
**Bureau of Transportation Safety / Safety Programs Section**  
 For more information call (608) 266-0402

---

The data for this monograph comes from the WisDOT Division of Motor Vehicles Accident Database.