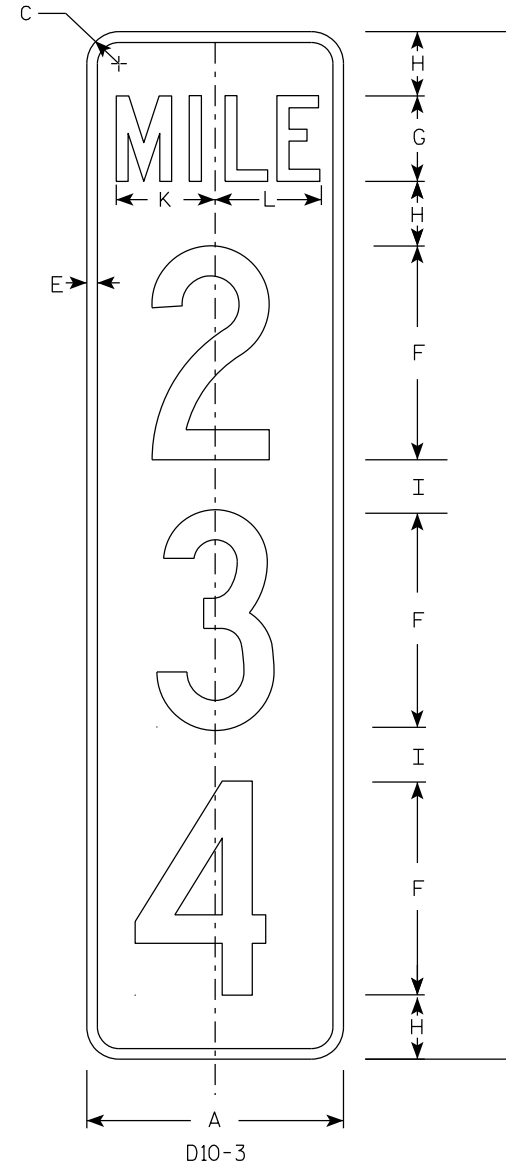
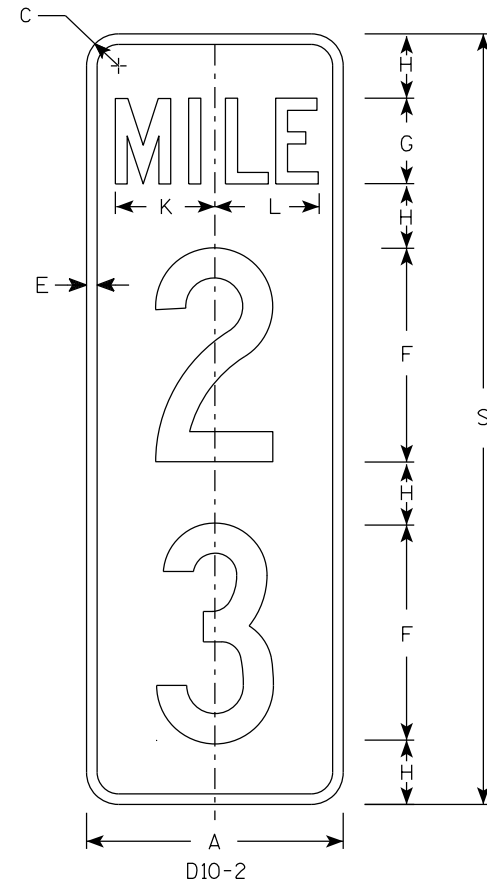
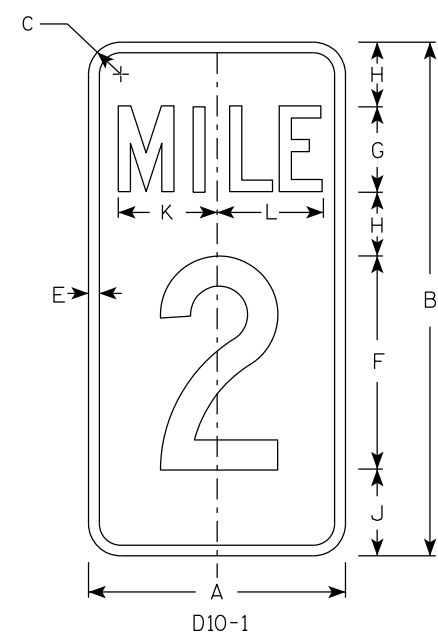


NOTES

1. Sign is Type II - Type H Reflective
2. Color:
Background - Green
Message - White
3. Message Series - C
4. Optically adjust numerals about the centerline of the sign to achieve proper balance.



7

7

SIZE	A	B	C	D	E	F	G	H	I	J	K	L	M	N	O	P	Q	R	S	T	U	V	W	X	Y	Z
1																										
2S																										
2M																										
3																										
4	12	24	1 1/2		1/2	10	4	3	2 1/2	4	4 5/8	4 7/8							36	48						
5	12	24	1 1/2		1/2	10	4	3	2 1/2	4	4 5/8	4 7/8							36	48						

D10-1	D10-2	D10-3
Area sq. ft.	Area sq. ft.	Area sq. ft.
2.0	3.0	4.0
2.0	3.0	4.0

STANDARD SIGN
D10-1 , D10-2 & D10-3

WISCONSIN DEPT OF TRANSPORTATION

APPROVED *Matthew R Rauch*
for State Traffic Engineer

DATE 3/09/2021 PLATE NO. D10-3.3