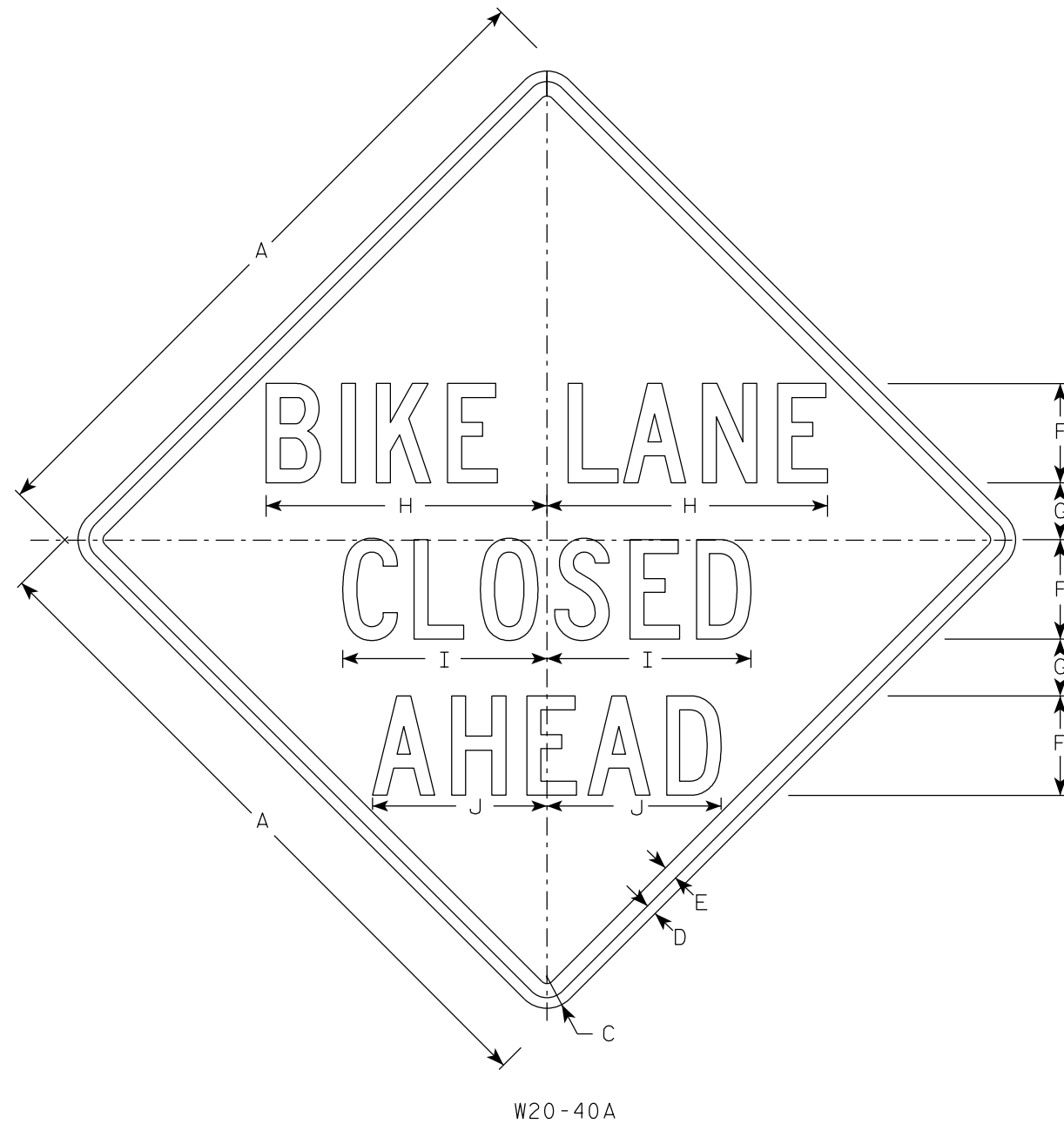
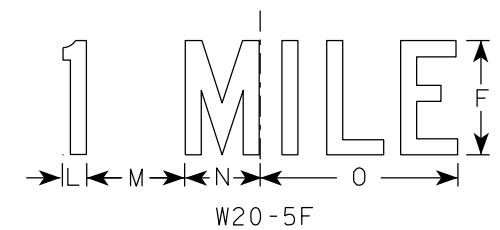
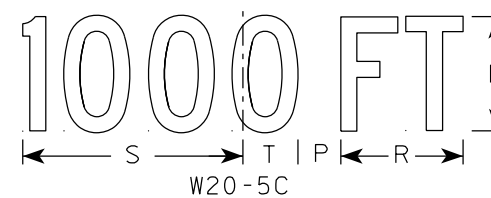
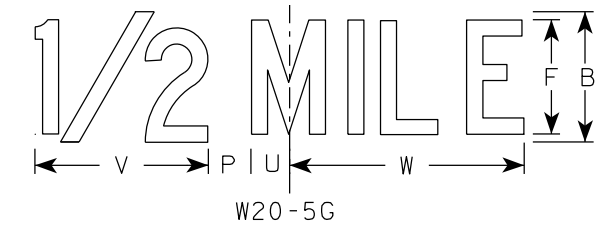
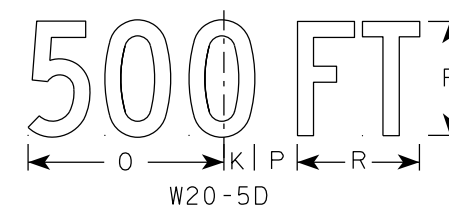
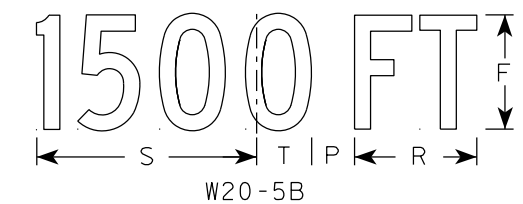
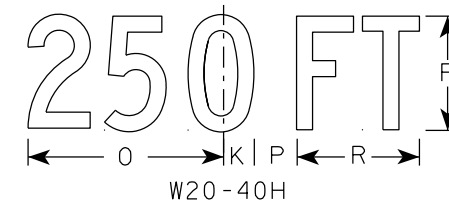


NOTES

1. Sign is Type II - Type F Reflective
2. Color:  
Background - Orange  
Message - Black
3. Message Series - C



W20-40A



SIZE	A	B	C	D	E	F	G	H	I	J	K	L	M	N	O	P	Q	R	S	T	U	V	W	X	Y	Z	Area sq. ft.
1	36	6	2 1/4	5/8	3/4	5	3	14 3/8	10 1/4	8 3/4	1 3/8	1 1/8	4 1/2	3 1/2	9	1 7/8		5 5/8	10 1/8	2 1/2	1 3/4	8	10 1/4				9.0
2S	48	8	3	3/4	1	7	4	19 3/4	14 3/8	12 1/2	1 7/8	1 1/2	6	4 5/8	12	2 5/8		7 1/2	13 1/2	3 3/8	2 3/8	10 5/8	14 3/8				16.0
2M	48	8	3	3/4	1	7	4	19 3/4	14 3/8	12 1/2	1 7/8	1 1/2	6	4 5/8	12	2 5/8		7 1/2	13 1/2	3 3/8	2 3/8	10 5/8	14 3/8				16.0
3	48	8	3	3/4	1	7	4	19 3/4	14 3/8	12 1/2	1 7/8	1 1/2	6	4 5/8	12	2 5/8		7 1/2	13 1/2	3 3/8	2 3/8	10 5/8	14 3/8				16.0
4	48	8	3	3/4	1	7	4	19 3/4	14 3/8	12 1/2	1 7/8	1 1/2	6	4 5/8	12	2 5/8		7 1/2	13 1/2	3 3/8	2 3/8	10 5/8	14 3/8				16.0
5	48	8	3	3/4	1	7	4	19 3/4	14 3/8	12 1/2	1 7/8	1 1/2	6	4 5/8	12	2 5/8		7 1/2	13 1/2	3 3/8	2 3/8	10 5/8	14 3/8				16.0

STANDARD SIGN  
W20-40A, B, C, D, F, G & H

WISCONSIN DEPT OF TRANSPORTATION

APPROVED *Matthew R. Rauch*  
For State Traffic Engineer

DATE 3/12/2024 PLATE NO. W20-40.2

PROJECT NO: \_\_\_\_\_ HWY: \_\_\_\_\_ COUNTY: \_\_\_\_\_ SHEET NO: \_\_\_\_\_ **E**