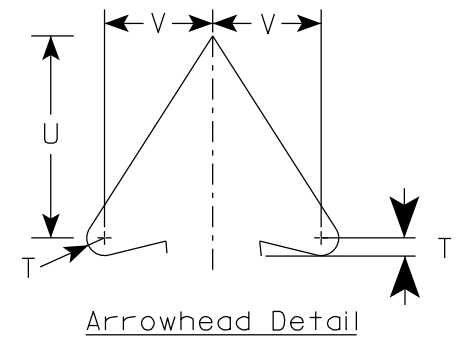
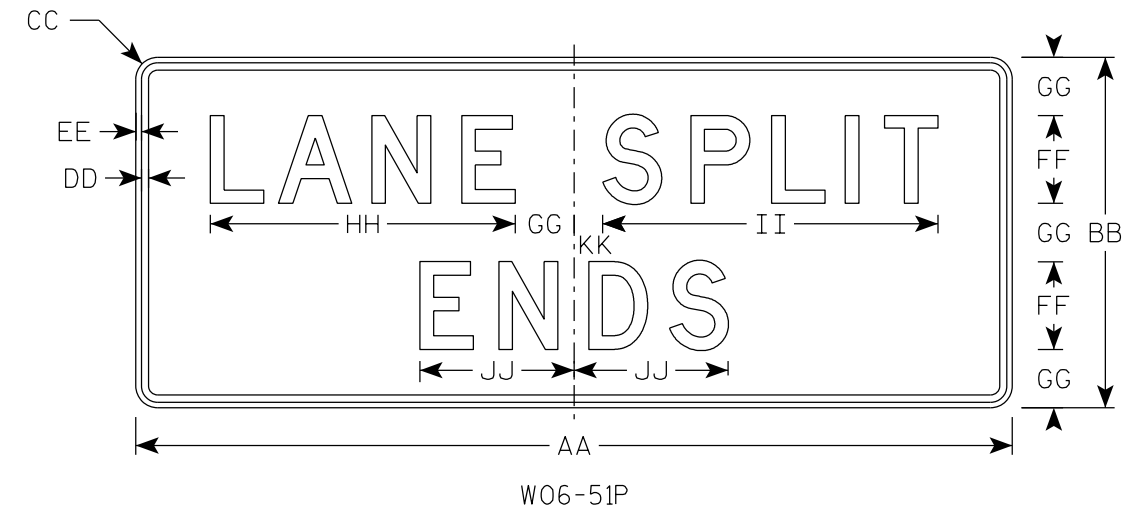
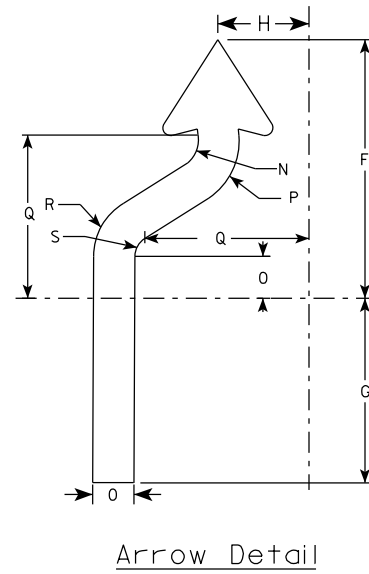
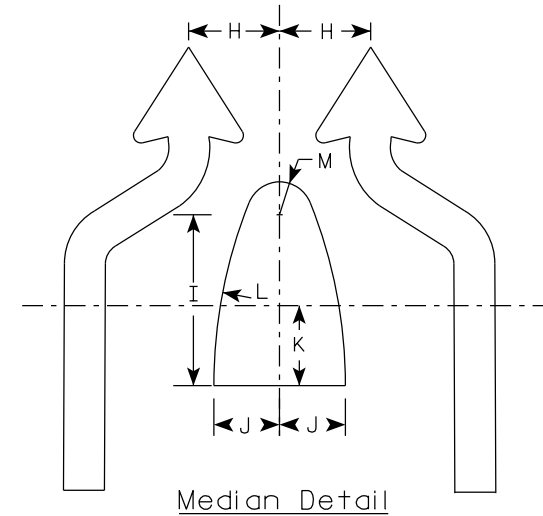
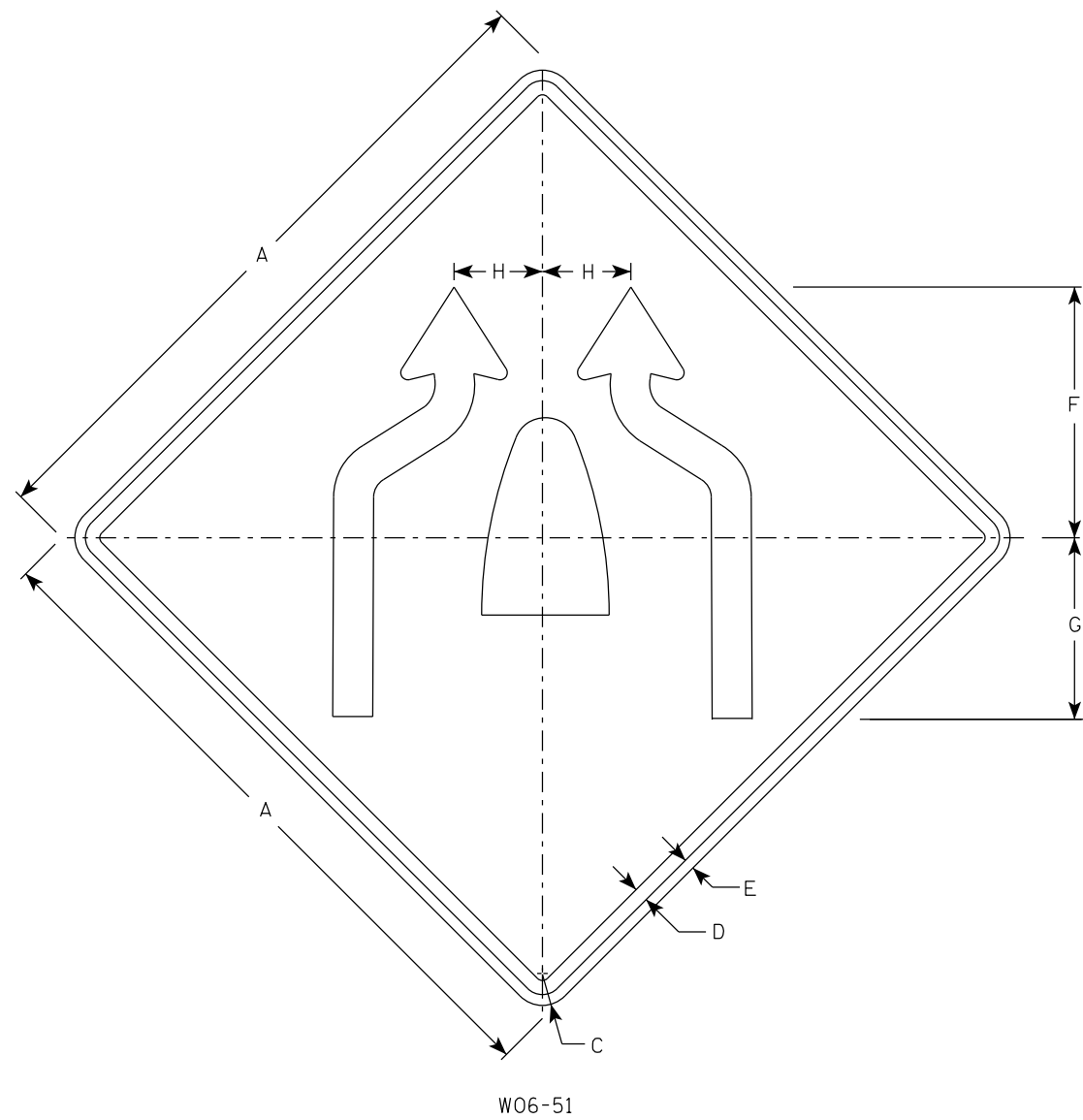


NOTES

1. Sign is Type II - Type F Reflective
2. Color:
Background - Orange
Message - Black
3. Message Series - D
4. Corners may be square or rounded when base material is plywood but borders shall be rounded as shown. When base material is metal, the corners and borders shall be rounded.



SIZE	A	B	C	D	E	F	G	H	I	J	K	L	M	N	O	P	Q	R	S	T	U	V	W	X	Y	Z	SP-1 Area sq. ft.	SP-2 Area sq. ft.
1																												
2S	48		3	1	3/4	17 3/4	12 7/8	6 1/4	11 3/4	4 1/2	5 1/2	33 3/4	2 1/4	2 1/8	2 3/4	4 3/4	11 1/4	4 1/4	1 3/8	1/2	5 3/4	3 1/4					16.0	10.0
2M	48		3	1	3/4	17 3/4	12 7/8	6 1/4	11 3/4	4 1/2	5 1/2	33 3/4	2 1/4	2 1/8	2 3/4	4 3/4	11 1/4	4 1/4	1 3/8	1/2	5 3/4	3 1/4					16.0	10.0
3	48		3	1	3/4	17 3/4	12 7/8	6 1/4	11 3/4	4 1/2	5 1/2	33 3/4	2 1/4	2 1/8	2 3/4	4 3/4	11 1/4	4 1/4	1 3/8	1/2	5 3/4	3 1/4					16.0	10.0
4	48		3	1	3/4	17 3/4	12 7/8	6 1/4	11 3/4	4 1/2	5 1/2	33 3/4	2 1/4	2 1/8	2 3/4	4 3/4	11 1/4	4 1/4	1 3/8	1/2	5 3/4	3 1/4					16.0	10.0
5	48		3	1	3/4	17 3/4	12 7/8	6 1/4	11 3/4	4 1/2	5 1/2	33 3/4	2 1/4	2 1/8	2 3/4	4 3/4	11 1/4	4 1/4	1 3/8	1/2	5 3/4	3 1/4					16.0	10.0

SIZE	AA	BB	CC	DD	EE	FF	GG	HH	II	JJ	KK	LL	MM	NN	OO	PP	QQ	RR	SS	TT	UU	VV	WW	XX	YY	ZZ
1																										
2S	60	24	1 7/8	1/2	3/8	6	4	20 7/8	22 7/8	10 1/2	2															
2M	60	24	1 7/8	1/2	3/8	6	4	20 7/8	22 7/8	10 1/2	2															
3	60	24	1 7/8	1/2	3/8	6	4	20 7/8	22 7/8	10 1/2	2															
4	60	24	1 7/8	1/2	3/8	6	4	20 7/8	22 7/8	10 1/2	2															
5	60	24	1 7/8	1/2	3/8	6	4	20 7/8	22 7/8	10 1/2	2															

STANDARD SIGN
W06-51

WISCONSIN DEPT OF TRANSPORTATION

APPROVED *Matthew R Rauch*
For State Traffic Engineer

DATE 1/30/2024 PLATE NO. W06-51.2