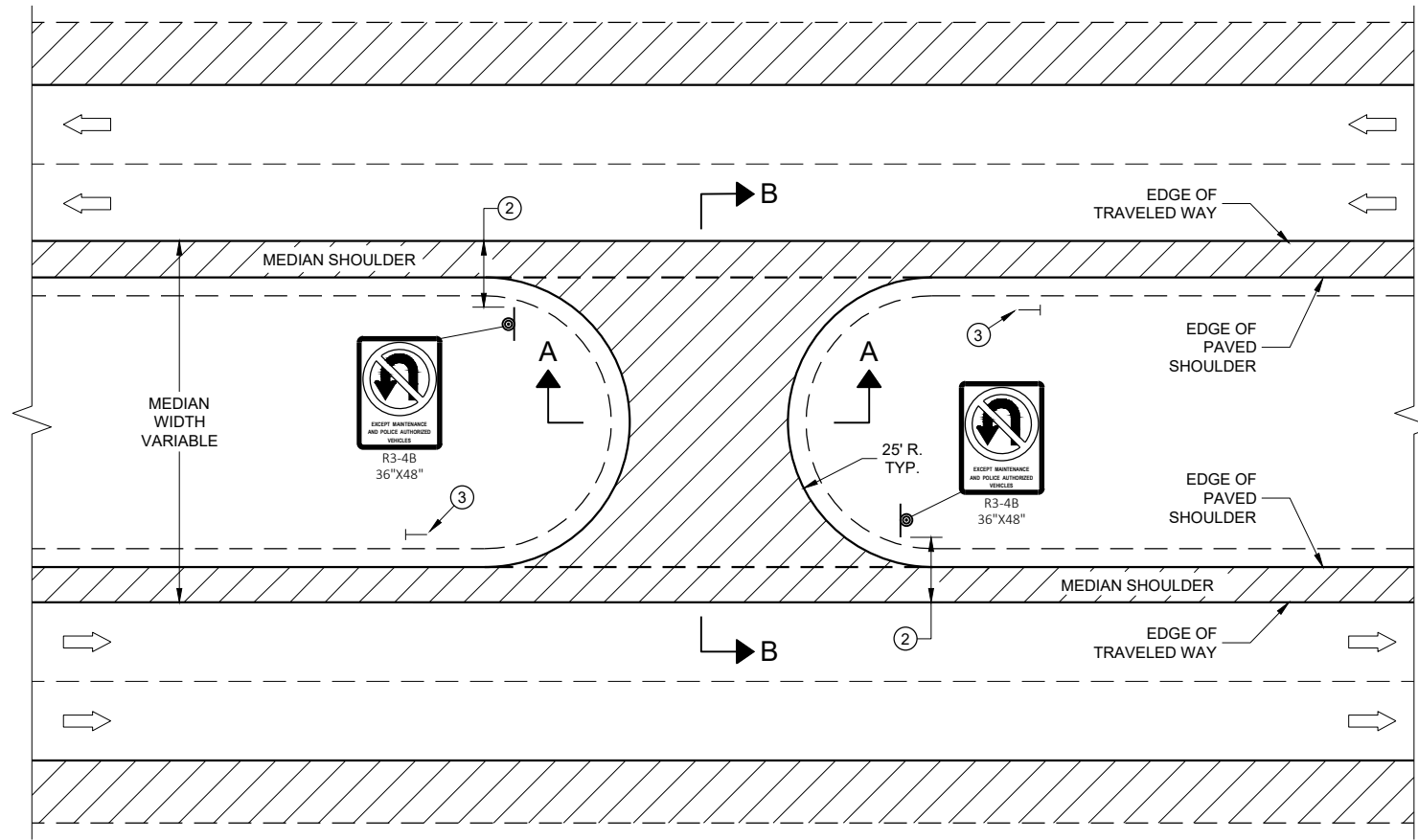




SDD 11A01 Maintenance Crossovers for Freeways



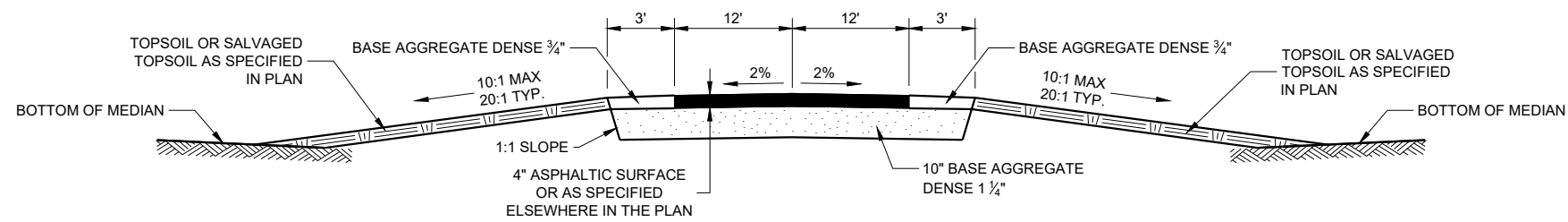
PLAN VIEW

GENERAL NOTES

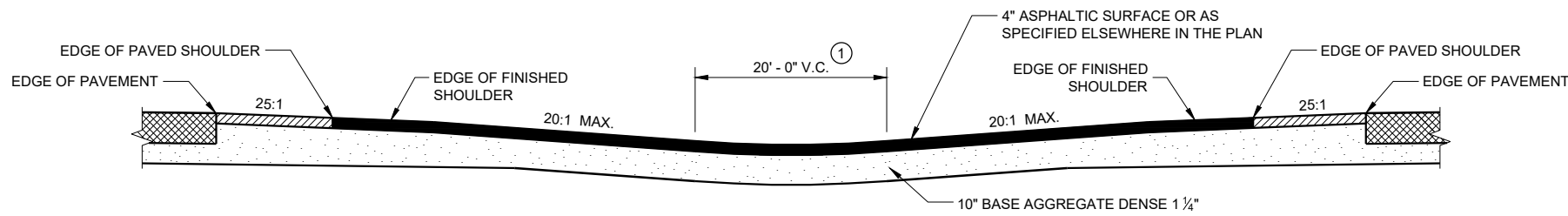
- ① ADJUST VERTICAL CURVE LOCATION LATERALLY TO MAINTAIN 20:1 MAX.
- ② SIGNING DETAILS AND SPECIFICATIONS ARE PROVIDED ELSEWHERE IN THE CONTRACT.
- ③ INSTALL DELINEATOR. SEE STANDARD DETAIL DRAWING 15A4.

LEGEND

- SIGN ON PERMANENT SUPPORT
- DELINEATOR
- DIRECTION OF TRAFFIC



SECTION A-A



SECTION B-B

MAINTENANCE CROSSOVER FOR FREEWAYS

STATE OF WISCONSIN
DEPARTMENT OF TRANSPORTATION

APPROVED
 November 2019 /S/ Rodney Taylor
 DATE ROADWAY STANDARDS DEVELOPMENT
 ENGINEER

FHWA

*Maintenance Crossover for Freeways***References:**[FDM 11-15-1](#)**Bid items associated with this drawing:**

<u>ITEM NUMBER</u>	<u>DESCRIPTION</u>	<u>UNIT</u>
465.0105	Asphaltic Surface	TON
633.0100	Delineator Posts Steel.....	EACH
633.0500	Delineator Reflectors.....	EACH
634.0600 - 0699	Posts Wood 4x6-Inch (length)	EACH
637.2210	Signs Type II Reflective H.....	SF

Standardized Special Provisions associated with this drawing:

<u>STSP NUMBER</u>	<u>TITLE</u>
SDD 15A4	Delineator and Delineator Post

Other SDDs associated with this drawing:

NONE

Design Notes:

Use Standard sign plates R3-4B, A4-3, A4-8, and A4-11 for signing maintenance crossovers

Use the most cost-effective asphaltic pavement type. List pavement type in miscellaneous quantities.

Drainage may be longitudinal if sufficient cover exists, or it may be transverse.

When roadways are at different elevations and 20:1 cannot be maintained (see section B-B), consider alternative location for median crossover, or include a construction detail showing actual layout of the vertical curve and slopes.

Contact Person:

Mark Zander (608) 267-7327