



SDD 15C27-a Double Arrow Warning Sign Placement

REQUIREMENTS FOR EDGE LINES		
POSTED SPEED	IS THERE CONTINUOUS LIGHTING?	
	YES	NO
≤ 30 MPH	NO	OPTIONAL
35 OR 40 MPH	OPTIONAL	RECOMMENDED
≥ 45 MPH	RECOMMENDED	REQUIRED

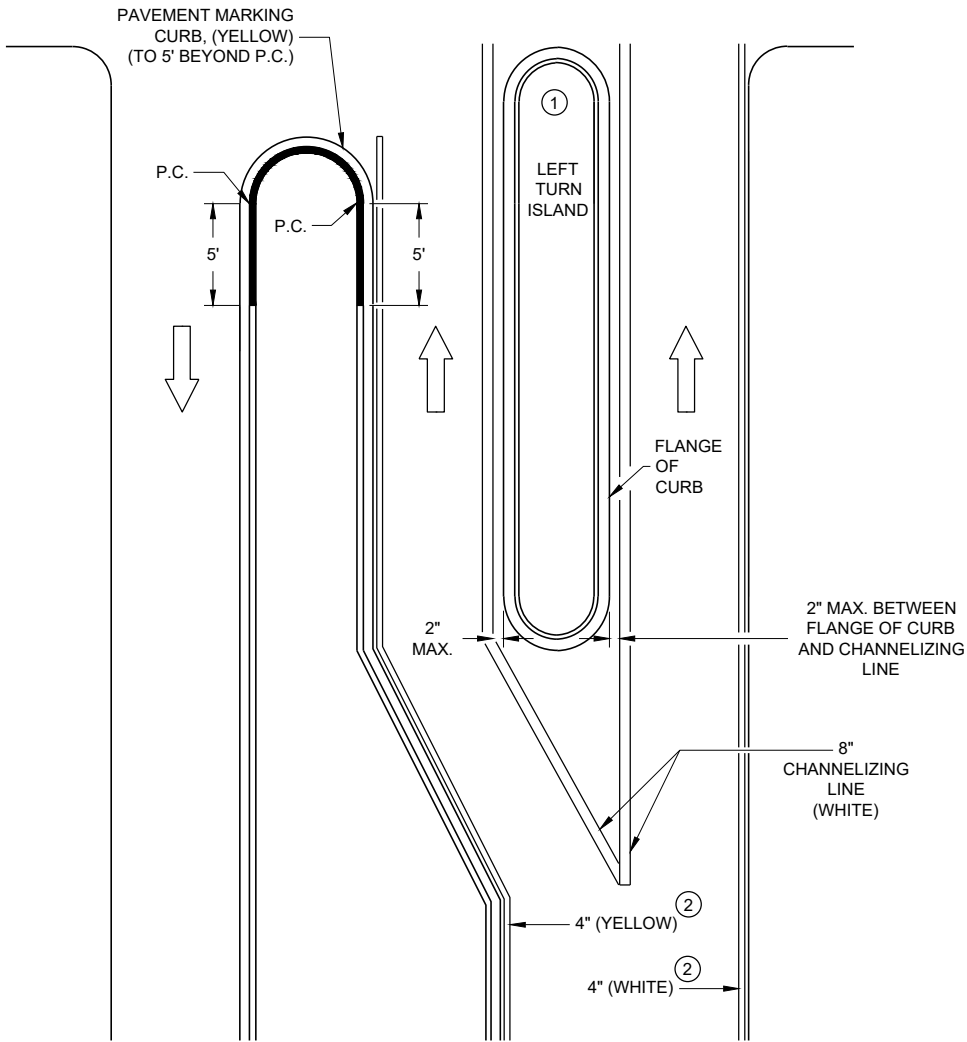
GENERAL NOTES

APPLIES TO ISLANDS AT LEFT TURNS AT ONE WAY ROADWAYS AS WELL.

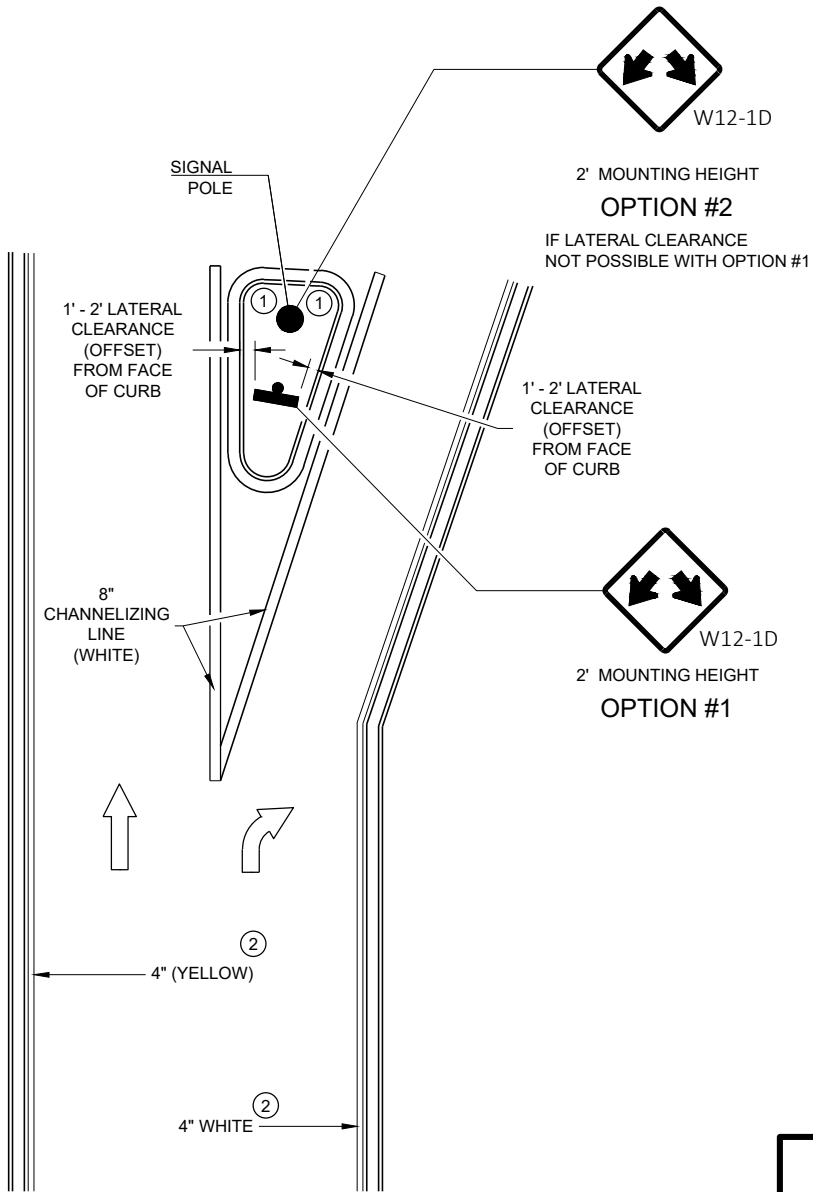
SEE MISCELLANEOUS QUANTITIES FOR SIGN SIZE.

- ① MARK CURB NOSES YELLOW.
- ② MARK ACCORDING TO TABLE.

➡ DIRECTION OF TRAVEL



LEFT TURN & MEDIAN ISLAND



RIGHT TURN ISLAND

DOUBLE ARROW WARNING SIGN PLACEMENT

STATE OF WISCONSIN
DEPARTMENT OF TRANSPORTATION

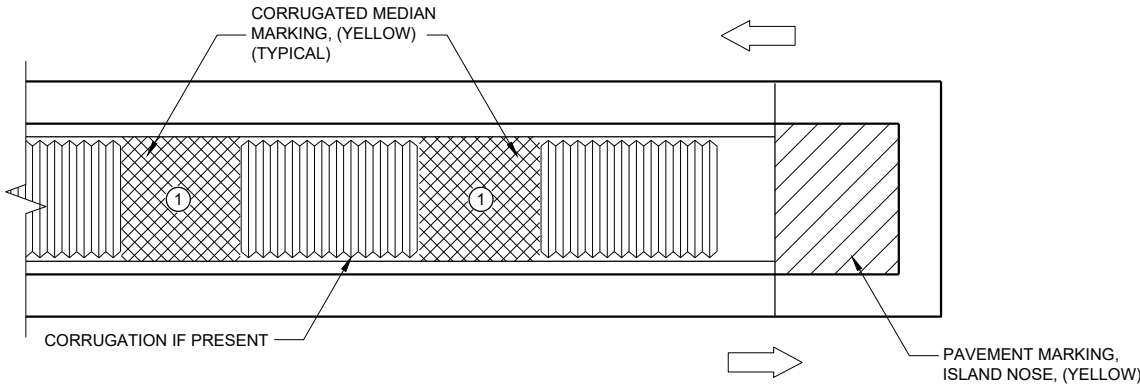
APPROVED

7/2018

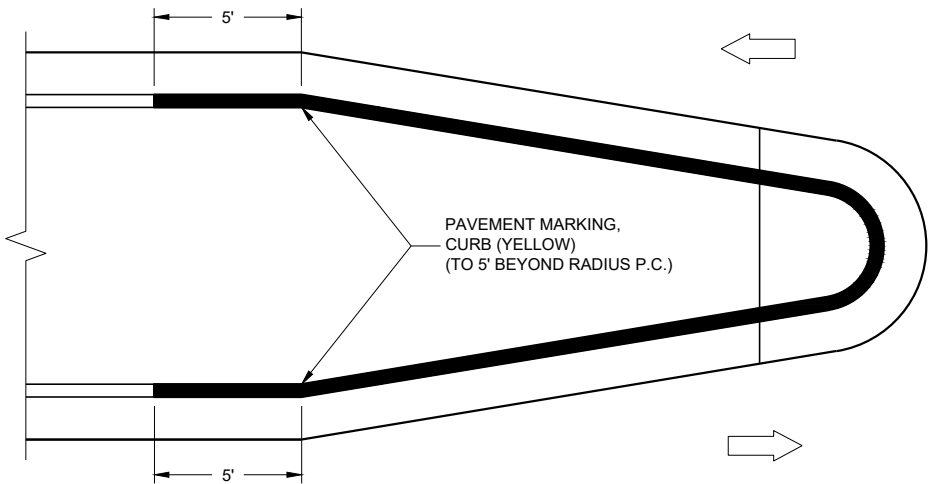
DATE

FHWA

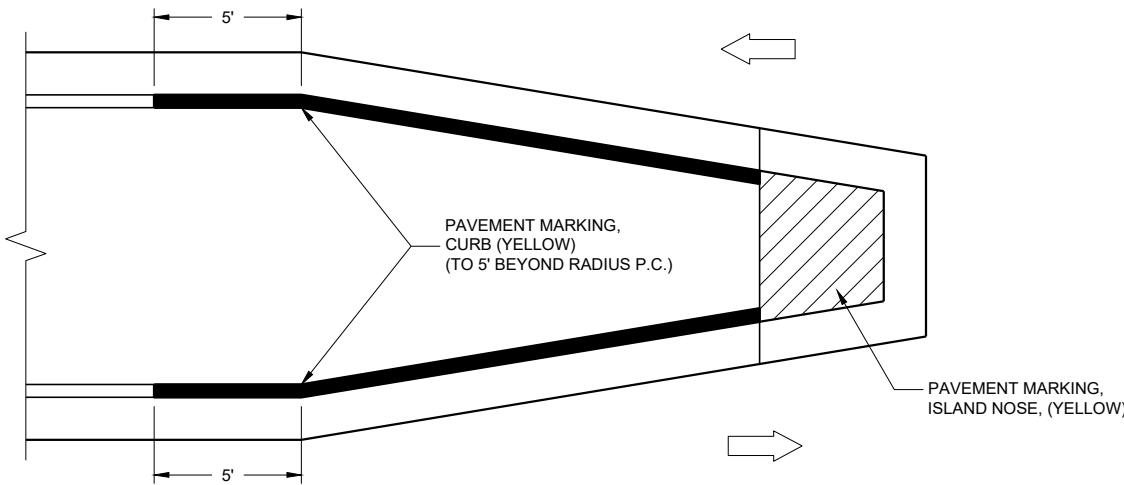
/S/ Matthew R. Rauch
STATE SIGNING AND MARKING
ENGINEER



MEDIAN ISLAND WITH SQUARE BLUNT NOSE



MEDIAN ISLAND WITH ROUND BLUNT NOSE



MEDIAN ISLAND WITH SLOPED NOSE

TYPICAL PLACEMENT OF PAVEMENT MARKING ON MEDIAN ISLANDS

GENERAL NOTES

WHEN CONCRETE CORRUGATED MEDIAN IS CONSTRUCTED TO SEPARATE TRAFFIC OPERATING IN THE OPPOSING DIRECTION, YELLOW PAVEMENT MARKING SHALL BE APPLIED TO THE FLAT PORTION OF THE CONCRETE CORRUGATED MEDIAN. THE ITEM OF PAVEMENT MARKING, CONCRETE CORRUGATED MEDIAN, WILL BE MEASURED IN PLACE AND ACCEPTED IN ACCORDANCE WITH THE CONTRACT AND PAID FOR AT THE CONTRACT UNIT PRICE PER SQUARE FOOT.

- ISLAND NOSE MARKING
- CURB MARKING
- CORRUGATED MEDIAN MARKING
- DIRECTION OF TRAVEL

PAVEMENT MARKINGS (ISLANDS)

STATE OF WISCONSIN
DEPARTMENT OF TRANSPORTATION

APPROVED
7/2018
DATE
/S/ Matthew R. Rauch
STATE SIGNING AND MARKING
ENGINEER
FHWA

*Double Arrow Warning Sign Placement and Pavement Marking (Islands)***References:**

Traffic Engineering, Operations and Safety Manual, Chapter 3 ([TEOpS Chapter 3](#))
Manual on Uniform Traffic Control Devices Part 3B

Bid items associated with this drawing:

<u>ITEM NUMBER</u>	<u>DESCRIPTION</u>	<u>UNIT</u>
634.0612	Posts Wood 4x6-Inch X 12-FT.....	EACH
634.0805	Posts Tubular Steel 2x2-Inch X 5-FT.....	EACH
637.2230	Signs Type II Reflective F	SF
646.1000 - 1199	Marking Line (material) 4-Inch	LF
646.3000 - 3099	Marking Line (material) 8-Inch.....	LF
646.4500 - 4599	Marking Line Same Day (material) 4-Inch	LF
646.5000 - 5099	Marking Arrow (material).....	EACH
646.5100 - 5199	Marking Words (material).....	EACH
646.6000 - 6199	Marking Stop Line (material) (size).....	LF
646.8000 - 8099	Marking Corrugated Median (material)	SF
646.8100 - 8199	Marking Curb (material).....	LF
646.8200 - 8299	Marking Island Nose (material).....	EACH
646.9000 - 9999	Marking Removal (type)	LF
648.0100	Locating No-Passing Zones	MI
649.0100 - 0199	Temporary Marking Line (material) 4-Inch	LF

Standardized Special Provisions associated with this drawing:

<u>STSP NUMBER</u>	<u>TITLE</u>
NONE	

Other SDDs associated with this drawing:

Standard Sign Detail A4-3
Standard Sign Detail A4-8
Standard Sign Detail A4-9
Standard Sign Detail A4-11

Design Notes:

In situations where the "V" encroaches into the travel lanes, it may be modified so it does not reduce the apparent width of adjacent lanes.

Yellow curb marking is used when separating opposing traffic.

Consult with the Regional Signing/Marking Engineer for placement of yellow curb marking.

Contact Person:

Matt Rauch (608) 246-5305