Wisconsin Dealer Processing Training

Presentation Courtesies

- **Microphones**
  - We ask that all cellphone or computer microphones remain muted until "Questions" slide
    - Cellphones
    - Business functions background noises
- **Questions?**
  - Enter questions using the "Group Chat" function of Teams, or
  - Hold verbal questions until the end of each section
- **Presenter may mute microphone periodically**

WISCONSIN DEALER PROCESSING TRAINING

Genaro (Pablo) Haro

Dealer and Agent Section

Motor Vehicle Program Specialist

- Phone: (608) 266-6927
- Pablo.Haro@dot.wi.gov

AGENDA

Processing Basics

- Break: 15 Minutes

eMV PARTNER System Overview

- Break: 5 Minutes

eMV PARTNER Processing

- PARTNER basics
- System capabilities

INTRODUCTION

- Dealer & Agent Section
  - FIU (Field Investigation Unit)
  - IMU (Inspection Maintenance Unit)
  - BCSU (Business & Consumer Services Unit)
    - Agent Partnership Unit
    - Dealer Licensing Unit
  - MVPS (Motor Vehicle Program Specialist)

PROCESSING

- Title and Registration products are created by the information entered by you, Third-party processors
  - Verify the correct information has been entered
  - Incorrect information can cost you time and money

3RD PARTY PROCESSING AUDIT

- What is reviewed by DAS when auditing transactions?
  - Complete and correct information on all documents
    - **Required supplemental documentation,** included and completed correctly
  - Transaction processed within the required timeframe
  - Information keyed into the processing system matches the information shown on the application

AUDIT CHECK SHEET

- Most common errors
- Forms
  - Include all necessary forms
  - Be sure all forms are complete
- If you don't know, ask!

CHECK SHEET

- ☐ Received date
- ☐ Vehicle Kept In
- ☐ Date of Operation
- ☐ Title number not recorded on app
- ☐ Chain of ownership
- ☐ Correct owner/s
- ☐ Correct addresses
- ☐ Correct title with the application
- ☐ Correct manufacturer chosen on created VINs
- ☐ Correct odometer reading
- ☐ Federal Cert Label check on any non-consistent VINs or non-Dealers apps
- ☐ Odometer date within 30 days of recording
- ☐ Dealer information including signature on application
- ☐ Lien information
- ☐ Correct PTT
- ☐ Correct fees
- ☐ Other _____

For more information: Wisconsin Department of Transportation Electronic Processing Audits (wisconsindot.gov)

PROCESSING BASICS

RESET / DELETING TRANSACTIONS

- Transaction documentation must be submitted for all completed transactions, the following business day.
- After 8pm transactions cannot be reset
  - Any edits must be submitted with an MV1047 correction form
- If processing at midnight, log-off prior to date change. In rare cases the previous days date is kept as processing date

VEHICLE COLOR

- Act 90, effective September 1, 2000
  - Act 90 requires that we capture the color of autos and light trucks and print vehicle color on Certificates of Registration and display it upon inquiry by law enforcement.
- Manufacturer designer color names are not an option
  - Select the color most closely resembling the color of the car.

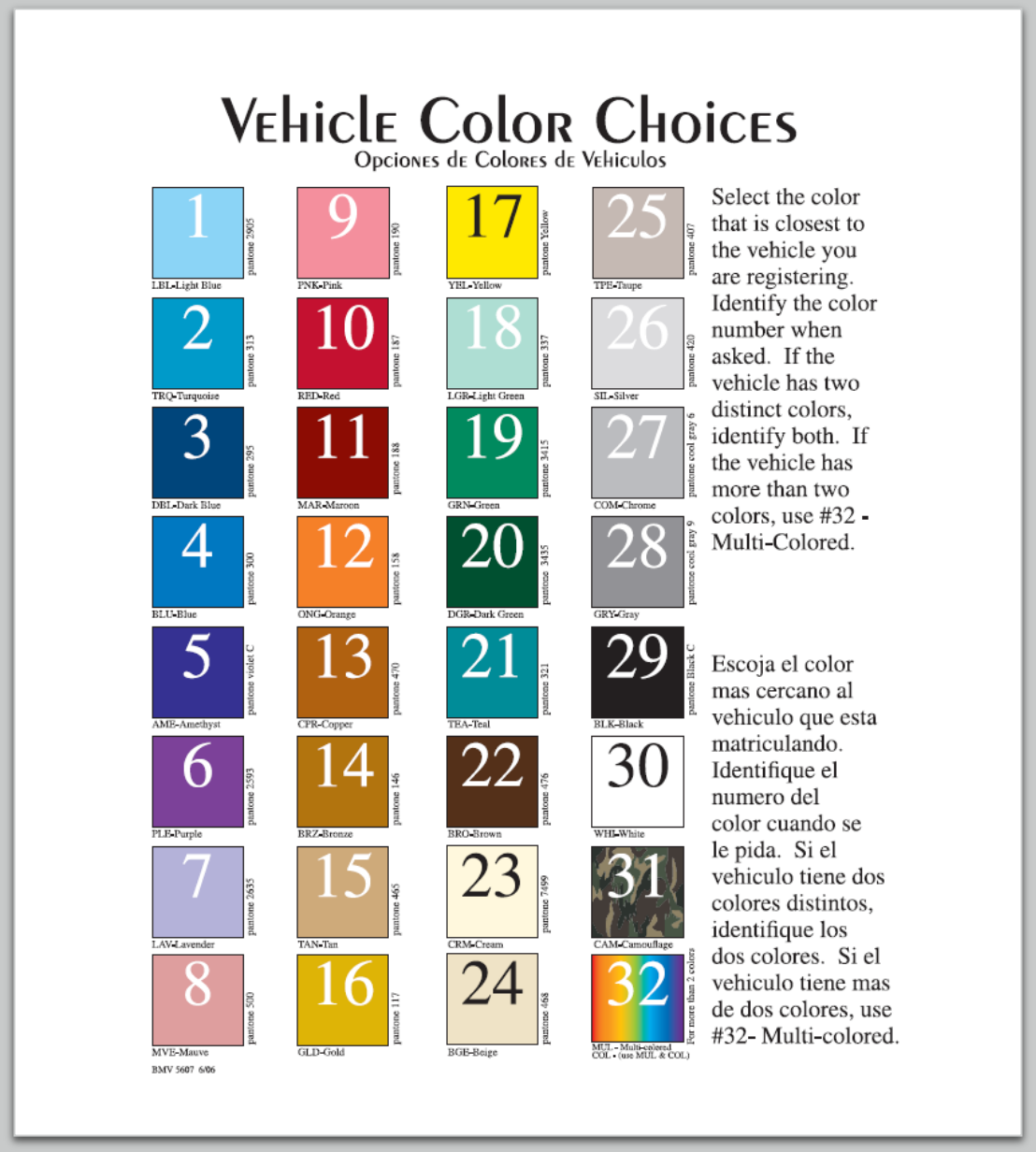

Vehicle Color Choices

Opciones de Colores de Vehiculos

1 LBL-Light Blue (pantone 2905)	9 PNK-Pink (pantone 190)	17 YBL-Yellow (pantone Yellow)	25 TPE-Taupe (pantone 407)
2 TRQ-Turquoise (pantone 313)	10 RED-Red (pantone 187)	18 LGR-Light Green (pantone 337)	26 SIL-Silver (pantone 420)
3 DBL-Dark Blue (pantone 295)	11 MAR-Maroon (pantone 188)	19 GRN-Green (pantone 3415)	27 COM-Chrome (pantone cool gray 6)
4 BLU-Blue (pantone 300)	12 ONG-Orange (pantone 158)	20 DGR-Dark Green (pantone 3435)	28 GRY-Gray (pantone cool gray 9)
5 AME-Amethyst (pantone violet C)	13 CPR-Copper (pantone 470)	21 TEA-Teal (pantone 321)	29 BLK-Black (pantone Black C)
6 PLE-Purple (pantone 2593)	14 BRZ-Bronze (pantone 146)	22 BRO-Brown (pantone 476)	30 WHI-White
7 LAV-Lavender (pantone 2635)	15 TAN-Tan (pantone 465)	23 CRM-Cream (pantone 7499)	31 CAM-Camouflage
8 MVE-Mauve (pantone 500)	16 GLD-Gold (pantone 117)	24 BGE-Beige (pantone 468)	32 MUL - Multi-colored COL - (use MUL & COL) (For more than 2 colors)

BMV 5607 6/06

Select the color that is closest to the vehicle you are registering. Identify the color number when asked. If the vehicle has two distinct colors, identify both. If the vehicle has more than two colors, use #32 - Multi-Colored.

Escoja el color mas cercano al vehiculo que esta matriculando. Identifique el numero del color cuando se le pida. Si el vehiculo tiene dos colores distintos, identifique los dos colores. Si el vehiculo tiene mas de dos colores, use #32- Multi-colored.

TITLE TO LIENHOLDER
MV2690 – POA
What is it?

- Used to grant authority for the disclosure of the mileage exactly as stated by the seller.
  - An MV2690 is not the same as releasing interest in a vehicle
- The form,MV2690, may only be used when the title is held by a lienholder
  - May not be used to acquire a replacement title
- Can be used for Out of State vehicles
  - An OOS vehicle <u>cannot</u> be sold without the title. Check current title holding state to see if they are a title to lien holder state.

TITLE TO LIENHOLDER
MV2690 – POA

Retail Sales Without a Title

- Wisconsin dealers may sell a vehicle retail before receiving the title from the lienholder if:
  - You have the MV2690, completed by the owner of record
  - An Inquiry print taken at the time of trade-in, showing the title as T2LH
    - The Inquiry print is the official electronic vehicle record
  - Proof of payment

TITLE TO LIENHOLDER MV2690 – POA

Retail sales without a title (continued)

- The MV2690 and Inquiry print must be included when submitting paperwork for processing or imaging
  - If you get a clear title from the lienholder later, file that in the deal jacket along with the other docs for that vehicle sale.
- Wisconsin dealers: **DO NOT** sell a vehicle dealer-to-dealer (wholesale) without the title in hand

POWER OF ATTORNEY
Vehicle Odometer Disclosure
Wisconsin Department of Transportation
MV2690 11/2018

s. 342.155 Wis. Stats.
Trans. 154.11 Wis. Adm. Code
49 USC 32705
49 CFR 580

- This form may only be used when the title is held by a lienholder.
- A printed copy of the Wisconsin electronic vehicle record, or completed non-Wisconsin title, must accompany this form.
- Federal and state law requires that you state the mileage in connection with the transfer of ownership.
- Providing an incomplete or false statement may result in fines and/or imprisonment and may make you liable to the representative.

Vehicle Information

Vehicle Year	Make	Model	Body Type	Vehicle Identification Number (VIN)	Vehicle Currently Titled in State of

This Vehicle Was Previously *(check all that apply)*
☐ Privately Driven ☐ Demonstrator ☐ Leased
☐ Business Vehicle ☐ Executive Driven ☐ Rental
☐ Theft Recovery ☐ Government Vehicle

Known or Expected Brands
☐ Manufacturer Buyback ☐ Driver Education ☐ Salvage
☐ Police Vehicle ☐ Rebuilt Salvage ☐ Hail Damaged
☐ Flood Damaged ☐ Taxi

Seller & Authorized Representative Information

Print Seller's Name(s)	Print Authorized Representative's Name
Seller's Street Address	Authorized Representative's Street Address
City State Zip Code	City State Zip Code

Statement of Transfer and Odometer Disclosure
I, as Seller, appoint the Authorized Representative, as my attorney-in-fact, to disclose the mileage for the vehicle described above, exactly as stated in my disclosure, and to transfer my interest in the vehicle described above. I further certify that to the best of my knowledge the information contained on this document is true and correct and that I have entered the vehicle odometer reading below in compliance with federal and state law.

Exempt from odometer disclosure because vehicle is: ☐ 10 or more model years old ☐ Gross vehicle weight rating exceeds 16,000 lbs.

Odometer Now Reads *(no tenths)*

and to the best of my knowledge is the actual mileage of this vehicle unless one of the following statements is checked:
☐ The odometer reading reflects the amount of mileage in excess of its mechanical limits.
☐ The odometer reading is NOT the actual mileage – WARNING ODOMETER DISCREPANCY.

X
(Seller 1 Signature) (Date)

(Print Name of Seller 1)

X
(Seller 2 Signature) (Date)

X
(Authorized Representative Signature) (Date)

(Print Name of Authorized Representative)

TITLE TO LIENHOLDER
MV2690 – POA
Attention!

Frequent Errors

- Not completing all necessary fields of the form
- Completing areas of the form which are not required

Important!

- Pended transactions prevent a lien holder from releasing their lien
- If no inquiry was taken showing a T2LH situation, the MV2690 cannot be used

TRADE-INS

- Dealers should never:
  - Take vehicle in on trade without the physical title unless the title is held by a lien holder
  - In the case the WI title is held by lien holder, perform an inquiry print to determine the current vehicle owner, this confirms who is required to sign the MV2690
- Dealers should always:
  - Perform an inquiry when possible
    - Appraisal guidance
    - Review lien holder information
    - Review brands
    - Verify current vehicle ownership
    - Etc….

S and T-TITLES

- Created when a lender processing liens electronically, creates a title, adds or releases a lien
- An S/T-title does not always mean a lien is listed or should be listed on a title.

S and T-TITLES (Continued)

- Non-T/S Title number
- T Title Number
- S Title Number

Title Transfers and Replacement Titles

22	234	G123	001	-1
Issue Year	*Day of year on Julian Calendar*	*Terminal ID for Agents that process titles*	*Titles processed that day*	*check digit*

Lien Adds, Lien Releases and Temporary Plates Began 7/1/2020

T2	234	G123	001	-1
Issue Year	*Day of year on Julian Calendar*	*Terminal ID for Agents that process titles*	*Titles processed that day*	*check digit*

Lien Adds, Lien Releases and Temporary Plates 7/1/2010 to 6/30/2020

S0	234	G123	001	-1
Issue Year	*Day of year on Julian Calendar*	*Terminal ID for Agents that process titles*	*Titles processed that day*	*check digit*

CHILD SUPPORT & REPLACEMENT TITLES

- Child support liens attach with new title activity
  - Could cause work to be late
- Child Support Lien Docket
  - liendocket.wisconsin.gov
- Best Practice: Have the customer apply for a replacement title prior to taking the vehicle in on trade

TITLE & MCO

Complete Chain of Ownership

- All supporting documents, if applicable
  - POAs, MV2300, Statement of intent, etc.
- Private party sales within the chain of ownership
  - Private parties must have vehicle titled in their name, prior to trading or selling a vehicle to a dealer
- Legal corporate names
  - DBAs can only be used when used in addition to Legal corporate name
- “Licensed Dealer’s Statement of Sale and Warranty”
  - A Wisconsin dealer signature must be on the MV11 when the dealer is selling a vehicle

ODOMETERS

- All sellers must record an odometer statement in writing on the title or dealer application (MV11)
  - Only the seller can verify the mileage as '**actual**'
  - If a purchaser completes the odometer disclosure, the status must be recorded as '**not actual**'
- Check out-of-state titles for the proper odometer status
- Review all titles to ensure the odometer disclosures are complete and the mileage makes sense

TRUSTS

- When a vehicle is traded, purchased, or sold by a trust, a *Trust Affidavit (MV2790) must be completed* by the Trustee and included with the application
  - Do not reverse trust name or show trustee names
  - The MV11 name must match the name on the MV2790
    - **Exception**: You may have to abbreviate the name for it to fit in the space available. See Chart
  - The MV2790 is also required if a Secured party is a trust

Trust abbreviations

Burial fund	BRF
Dated	DTD
Estate	EST
Family trust	FMT
Funeral trust	FRT
Living trust	LVT
Trust	TST
Under agreement dated	UAD

DECEASED TRANSFERS

- An MV2300 is required for all transfers involving a deceased party
  - For declared estate valued at $50,000 or less
  - Declared estate values greater than $50,000, personal representative documents are required
- A surviving spouse/same-sex domestic partner may sell a vehicle, or trade it to a Wisconsin dealership, **without** having to title the vehicle in his/her name
  - If the title is listed in the decedent's name and their spouse, the best practice in this situation is to have the customer sign twice: on behalf of the deceased owner as well as themselves.
- Surviving heirs must title the vehicle into their own name before trading the vehicle to a dealership

LEASED VEHICLE: OUT OF STATE REGISTRATION

- Lessees own the registration
- When a WI dealer leases a vehicle to an OOS customer, WISDOT does not provide any documents to the leasing customer
  - Title is issued to the Owner
  - No registration for OOS residents
    - It is the purchaser's responsibility to work with the leasing company to obtain the appropriate documentation to be able to register the vehicle in their state of residence.
    - Note – Leased vehicles titled in the state in which registration will be issued

urrent wheel tax jurisdictions

sDOT currently collects a wheel tax for the following:

- Municipalities
  - Appleton (city; $20)
  - Arena (township; $20)
  - Beloit (city; $20)
  - Eden (village; $20)
  - Evansville (city; $20)
  - Fort Atkinson (city; $20)
  - Gillett (city; $20)
  - Iron Ridge (village: $10)
  - Janesville (city; $20)
  - Kaukauna (city; $10)
  - Lodi (city; $20)
  - Milton (city; $30)
  - Milwaukee (city; $20)
  - New London (city; $20)
  - Platteville (city; $20)
  - Portage (city; $20)
  - Prairie du Sac (village; $20)
  - Sheboygan (city; $20)
  - Tigerton (village; $10)
- Counties
  - Chippewa County ($10)
  - Dane County ($28 beginning for October 2018 registratic
  - Green County ($20 beginning for August 2018 registratio
  - Iowa County ($20)
  - Lincoln County ($20)
  - Marathon County ($25)
  - Milwaukee County ($30)
  - St. Croix County ($10)

WHEEL TAX

- Wheel tax is collected for New registration and renewals
  - Not for transfer, unless registration is also being renewed at the same time.
- Motor vehicles subject to this tax are automobiles or light trucks
  - Registered at 8,000 pounds or less
  - Registration type of AUT, DPV or LTK.
- If a vehicle is kept in an unincorporated township, the vehicle may be subject to a wheel tax imposed by the municipality associated with the township
  - “miscellaneous fees”
- Visit Wisconsindot.gov for the most up to date listing
  - Municipal or county vehicle registration fee (wheel tax)

REGISTRATION: Automobile VS Truck

- **AUT:** Plates issued for vehicles designed and used primarily for carrying 15 or fewer passengers including the driver such as automobiles, vans, limousines, mass transit vehicle and sport utility vehicles (SUV's).
- **LTK:** Plates issued to truck type vehicles designed, used, or maintained primarily for the transportation of property. They are registered by gross weight.
  - A truck chassis does not automatically require a truck plate

Automobile	AUTO	automobile and low-speed vehicle (LSV)
Motorcycle	CYCL	moped, motorcycle and special designed vehicle
Trailer	TRLR	camping trailer, recreational vehicle trailer, semi-trailer
Truck	TRUK	bus, SUV, motor home, road tractor, truck, truck tractor and vans

COMMON LTK REGISTRATION QUESTIONS

- DPV REGISTRATION TYPE: DUAL PURPOSE VEHICLE
  - 340.01(15p) states "Dual purpose motor home means a vehicle which can be interchangeably equipped as a motor home or motor truck." When a reg type of DPV is shown:
    - The truck can be equipped with a slide-in camper unit
    - The weight of the camper unit is not included in the truck's gross weight
- FARM REGISTRATION TYPES
  - DPF – Dual Purpose Farm
    - Plates are operated by a farmer at 12,000 pounds or less weight (when used as a farm truck) and at 4,500, 6,000, 8,000 or 10,000 pounds when used for non-farming occupation or employment
  - FRM – Farm
    - Vehicles registered under 38,000 pounds gross weight must be used primarily for transporting farm supplies and produce. It may also be used for personal or family purposes, but not for commuting to or in connection with another job.
    - Vehicles registered at 38,000 pounds gross weight, and greater, must be used exclusively for transporting farm supplies and produce. It may not be used for personal or family purposes or commuting to or in connection with another job.

COMMON HTK REGISTRATION QUESTIONS

- HTK Plates: Heavy Truck Plates
  - HTK Plates have a registration weight of over 8,000 lbs.
  - HTK plates stay with the vehicle when sold
- For Hire Vs IRP
  - For Hire – Transporting passenger or property for compensation.
    - See 194.01(4) for full legal definition
  - IRP (International Registration Plan) – a reciprocity agreement among states of the US, the District of Columbia and provinces of Canada which recognizes the registration of commercial motor vehicles registered by other jurisdictions
    - For more information on IRP and/or Cab cards contact Motor Carriers Services (608) 266-9900

SUBMITTING TRANSACTIONS

- Do not hold transactions!
  - Mail the application for manual processing as soon as you know the transaction cannot be processed electronically by you
  - Transactions must be processed electronically or mailed within 7 business days from date of sale
- Paperwork must be submitted for imaging no later than one day after processing
  - Includes transactions processed in error which were not reset
  - Contact BCSU if you have any questions

SUPPORTING DOCUMENT UPLOAD

- What is it?
  - An opportunity for your organization to submit completed transaction documents electronically in lieu of mailing them
- Benefits:
  - Ensures work is not received late
  - Speeds up the auditing process
  - Decreases the turn-around time for corrections
  - Saves you money on postage
  - Eliminates lost or late bundles due to mail issues

SUPPORTING DOCUMENT UPLOAD

- For more information:
  - See demonstration during the eMV PARTNER Processing Section of this training or follow these links:
    - WisconsinDOT.gov Supporting Document Upload Procedure
      - https://wisconsindot.gov/Pages/dmv/dlr-agents/dlr-ttl-reg/emvpartner.aspx
    - Supporting Document Upload Video
      - Support Document Upload - Video
  - For Vendor users, contact your vendor for more details

SUBMITTING BUNDLES WITH YELLOW MAILING LABELS

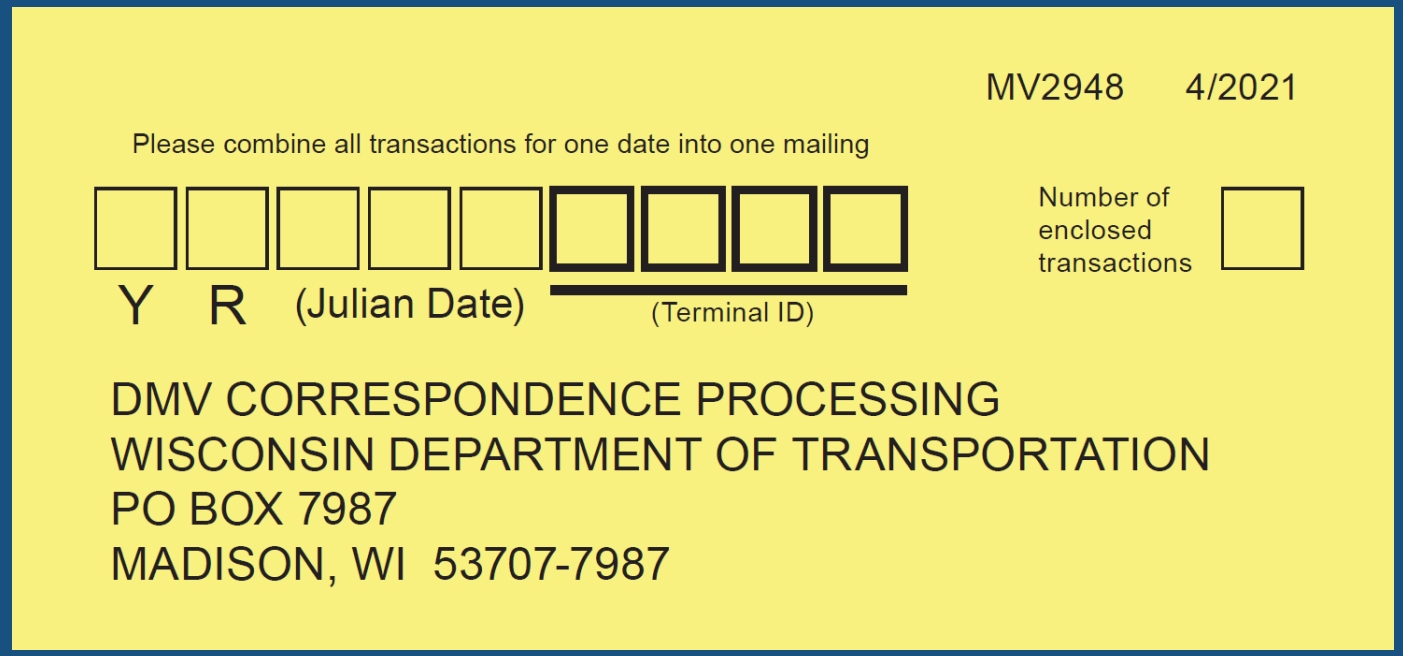

- One day's transactions in one envelope
- Sequential order: 1st application for the day, on top.
- Title number is required on each application
- No staples or paperclips
- Only submit completed transactions in the bundle
  - Do not send applications for manual processing
- Folded paperwork is more difficult to scan
  - 8x11 size envelope is optimal
- If submitting bundles via overnight or Tracked deliveries, adhere the YML to the inside envelope, not the courier's mailing envelope.

PLAIN DEALING & PARTNER PRESS PUBLICATIONS

- **Plain Dealing** provides up-to-date policy and administrative information regarding regulations, advertising, licensing and enforcement.
  - Find past issues and sign up to receive the publication, here:
    - https://wisconsindot.gov/Pages/dmv/dlr-agents/tips-tls-dlr/plaindealing.aspx
- **PARTNER Press** provides up-to-date title and registration processing information, policy and guidelines for eMV PARTNER and third-party vendor users.
  - Find past issues here:
    - https://wisconsindot.gov/Pages/dmv/dlr-agents/tips-tls-dlr/partnerpress.aspx
  - Organizations processing electronically are automatically signed up to receive this publication.

QUESTIONS?

Unmute to talk
One question at a time

DealerTrack

- 800.870.5603
- RTS-CS-WI@dealertrack.com

CVR

- 800.333.6995, Option 2

DDI

- 803.808.0117, option #2
- Toll-Free 844.836.1620, Option #2

NIC

- 608.250.4606

Agent Partnership Unit

- 608.266.3566

Dealer Licensing Unit

- 608.266.1425

DMV Call Center

- 608.264.7447

Special Plates Unit

- 608-266-3041

Break

Resume in 15 minutes

Up next - eMV PARTNER system.

Vendor processing systems are not covered in this portion

eMV PARTNER

Chris Mellenberger

Jennifer Loskot

- emvpartner@dot.wi.gov

Dealer & Agent Section

- Motor Vehicle Program Specialists
  - PARTNER Program Coordinators
  - APPS Program Coordinators

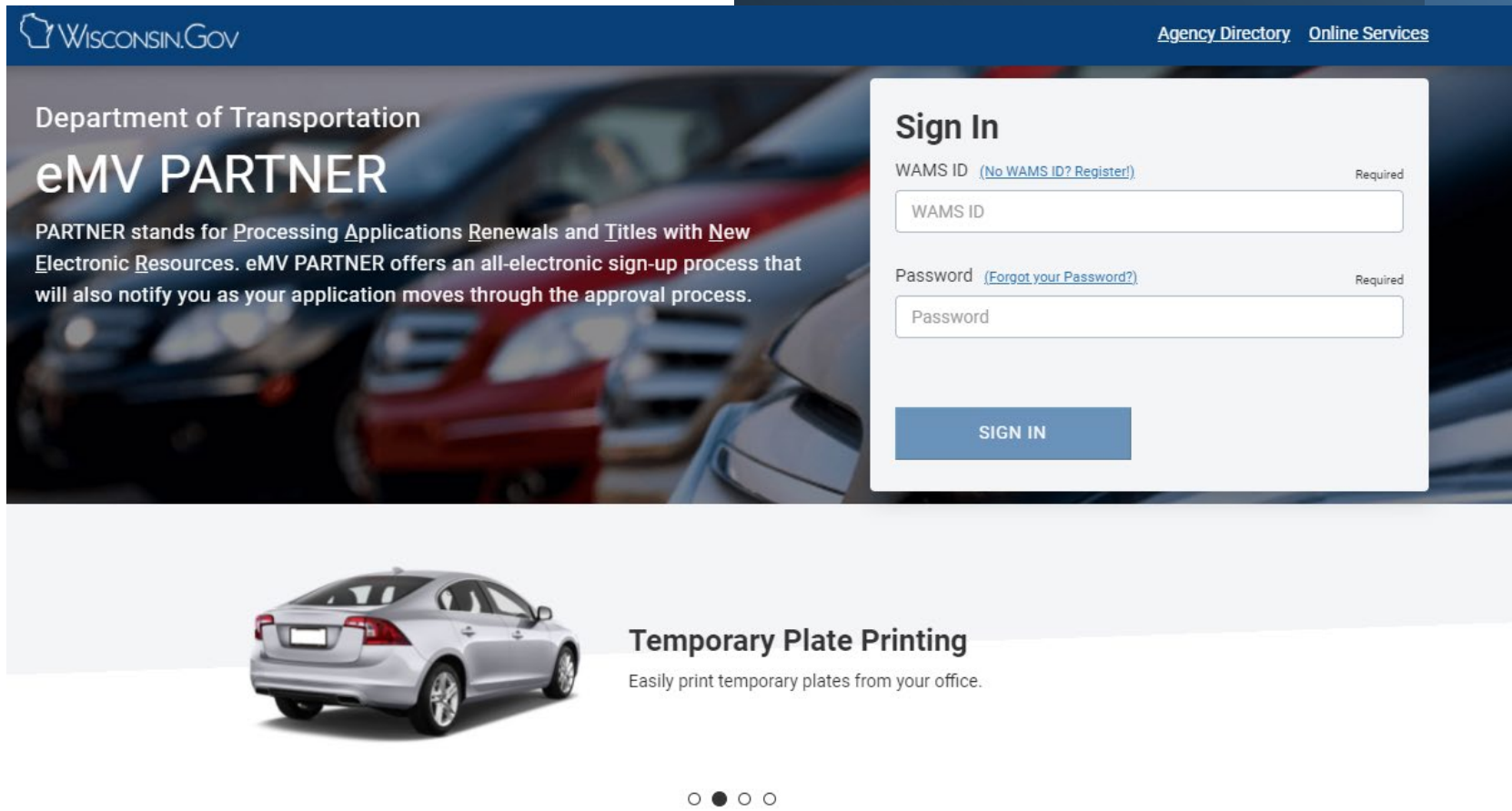

eMV PARTNER

- What is it?
  - Processing
  - Applications
  - Renewals and
  - Titles with
  - New
  - Electronic
  - Resources
- Modernization of previous eMV 11 and eMV Lien interface
- More flexibilities for processing
- Better traceability for organizations
- Electronic forms
- Better expansion capabilities for the future

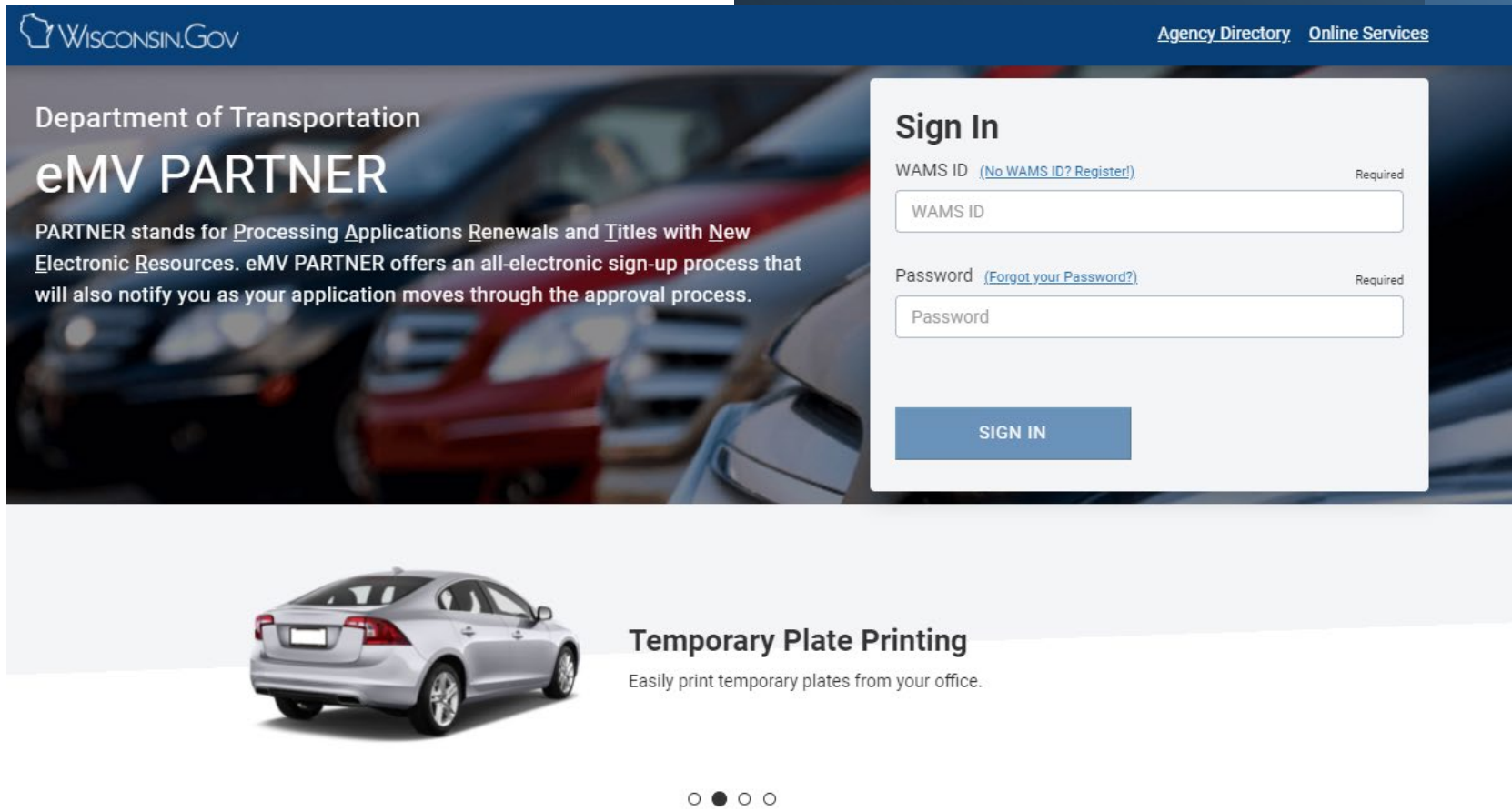

eMV PARTNER : Sign Up/In

- How to sign up?
  - eMVPARTNER.wi.gov using your WAMS ID
  - Step 1
    - Business Type
    - Processing type
    - Vendor (if applicable)
  - Step 2
    - Enter/Verify organization information
  - Step 3
    - Electronically sign/verify forms
    - Submit
- What is a WAMS ID?
  - Uniquely identifies each individual accessing/processing for a particular organization
  - Allows both WisDOT and Organization to monitor transactions
  - Where to obtain a WAMS ID
    - https://on.wisconsin.gov/WAMS/home
  - How to obtain a WAMS ID
    - https://youtu.be/aDQ9JfGpAp8

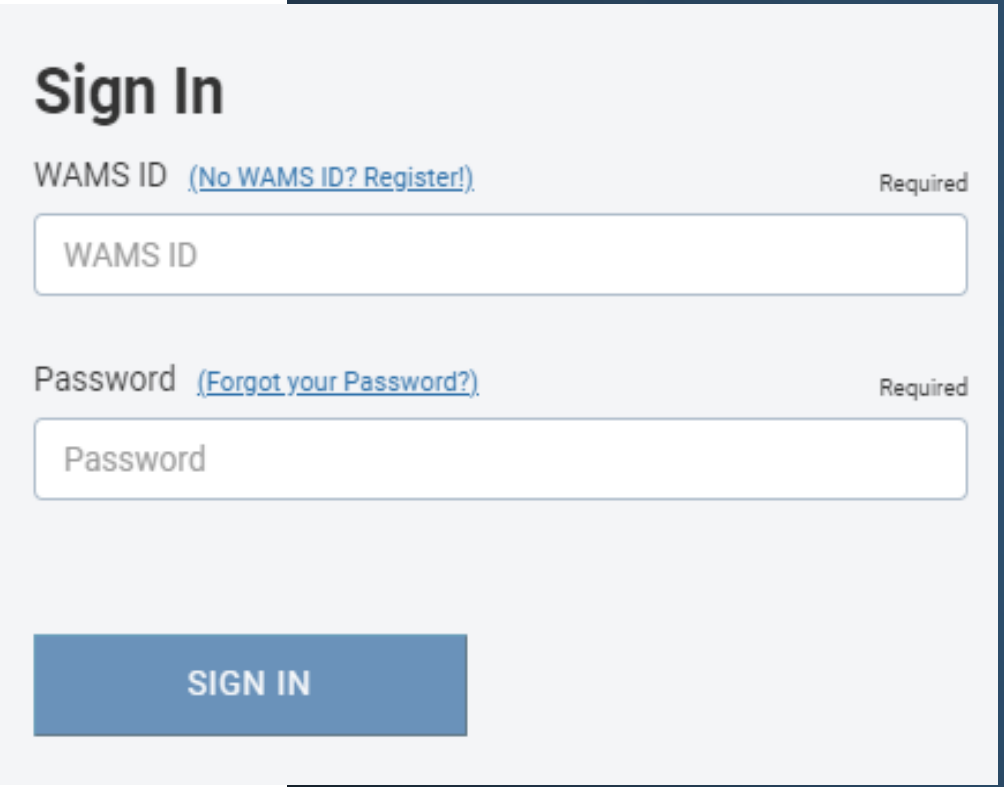

eMV PARTNER : Action Blocks

- User Management
  - Add/Remove/Edit users
- Reports
  - View Various Reports
  - Reprint Forms
- Financial Management
  - Add/Edit Account Information
- Plates & Stickers Inventory
  - Order Inventory



User Management

Reports

Financial Management

Plates & Stickers Inventory

eMV PARTNER: User Management

- Manage Users
  - Add/Remove/Edit users
    - WisDOT strongly recommends more than 1 Organization Administrator
- Lookup Certification
  - View user's certification status
- View Application
  - Review eMV PARTNER application
- Test Certification
  - Take/Retake certification tests
    - Recertification required every 3 years
  - View certification status of users
- My Applications
  - Submit new eMV PARTNER application for another organization
- Update Primary Contact
  - Contact information for the organization
- Review Bond/ILOC
  - View current bond/ILOC (non-dealer processing currently)
- Request Vendor Switch
  - Only used for switching vendors

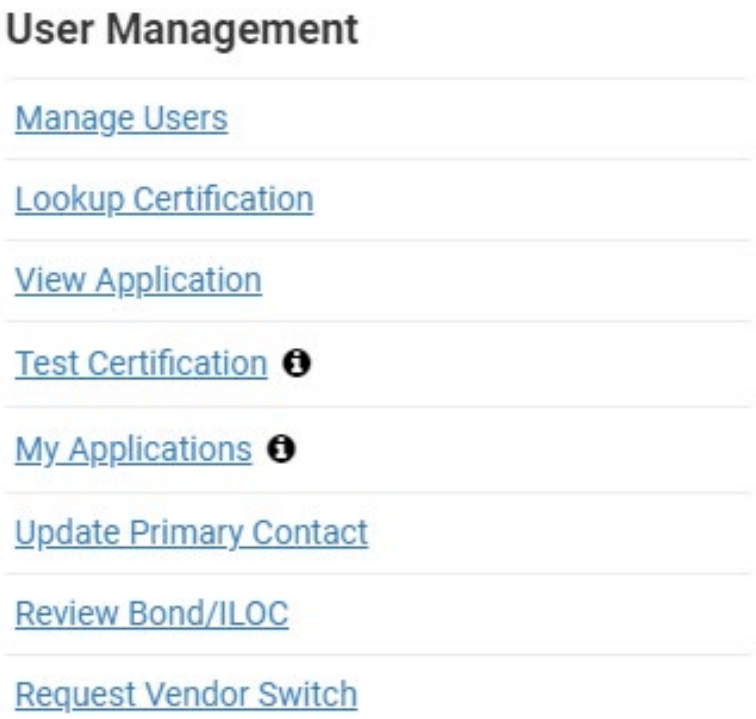

eMV PARTNER: Reports

- Search Criteria (General)
  - Date Range, WAMS ID, VIN, Title Number, Plate Number
  - Export to Excel file
- Junk Report
  - List of vehicles junked
- Transaction Log Report
- Temporary Plate Log Report
  - Takes the place of any manual logs
- Late Title Summary Report
- Late Title Detail Report
- Bundle Report
  - Print and send with any mailed transactions for scanning
- Reprint Forms
  - Forms available for reprinting are listed in Section 8.2 of training resource
  - Not a substitution for copies of signed documents required to be maintained by organization

Reports

Junk Report

Transaction Log Report

Temporary Plate Log Report

Late Title Summary Report

Late Title Detail Report

Bundle Report

Reprint Forms

eMV PARTNER: Financial Management

- Financial Setup
  - Required to process
  - How to setup/link ACH account information
    - emvpartner.wi.gov/Financial
- Financial Summary Report
- Financial Detail Report

Financial Management

Financial Setup

Financial Summary Report

Financial Detail Report

eMV PARTNER: Plate and Sticker Inventory

- Order Management
  - Inventory determined by processing system/type
- Annual Inventory
  - Selectable for a limited time
    - Weeks surrounding June 30th
  - Enter/Record plate inventory
    - Inventory list is determined by DOT database records
- Sticker Inventory
  - Enter/Update current sticker amounts

QUESTIONS?

Unmute to talk
One question at a time

DealerTrack

- 800.870.5603
- RTS-CS-WI@dealertrack.com

CVR

- 800.333.6995, Option 2

DDI

- 803.808.0117, option #2
- Toll-Free 844.836.1620, Option #2

NIC

- 608.250.4606

Agent Partnership Unit

- 608.266.3566

Dealer Licensing Unit

- 608.266.1425

DMV Call Center

- 608.264.7447

Special Plates Unit

- 608-266-3041

Break

Resume in 5 minutes

eMV PARTNER. Vendor systems are not covered in this presentation

eMV PARTNER: Resource Page

- Wisconsin DOT webpage for eMV PARTNER
  - https://wisconsindot.gov/emvpartner-info
- Training Videos
- Processing Resources
  - eMV 11
  - eMV Lien
- Training Resource
- Forms
- PARTNER Press Newsletters
- Program Standards

- eMV PARTNER Training Videos
  - Wisconsin Dealer videos
  - Secured Party videos
- eMV11 PARTNER Processing Resources (more coming soon):
  - Getting Started
  - Title and Registration Processing
  - Reset/Cancel Transaction
  - Standalone Temporary Plate
  - Salvage Inspector Temporary Plate
  - eMV PARTNER processing videos
- eMV Lien PARTNER Processing Resources (more coming soon):
  - Getting Started
  - Add a Lien processing
  - Remove A Lien
- Training Resource:
  - Electronic Title and/or Registration Processing Training Resource
- Error/Informational/Warning Messages
  - Message Wording/Explanation
- Supporting Document Upload Procedure

  (NOTE - transaction documents uploaded electronically should not be mailed into DOT for scanning)

  - Supporting Document Upload
- Inventory Ordering Procedure (Auto-Ordering/Sticker Reporting items effective 04-15-2021)

eMV PARTNER Demo: Electronic Processing for WI Dealers

- Title/Registration Processing
- Title Only
- Vehicle Inquiry
- Junk Vehicle
- Reset/Cancel Transaction
- Standalone Temporary Plate
- Pended Transactions
- Supporting Document Upload

Transactions

Title/Registration Processing

Title Only

Vehicle Inquiry

Junk Vehicle

Reset/Cancel Transaction

Standalone Temp Plate

Pended Transactions

Supporting Document Upload

QUESTIONS?

Unmute to talk
One question at a time

DealerTrack

- 800.870.5603
- RTS-CS-WI@dealertrack.com

CVR

- 800.333.6995, Option 2

DDI

- 803.808.0117, option #2
- Toll-Free 844.836.1620, Option #2

NIC

- 608.250.4606

Agent Partnership Unit

- 608.266.3566

Dealer Licensing Unit

- 608.266.1425

DMV Call Center

- 608.264.7447

Special Plates Unit

- 608-266-3041

Thank you for attending the WisDOT Quarterly Dealer Training