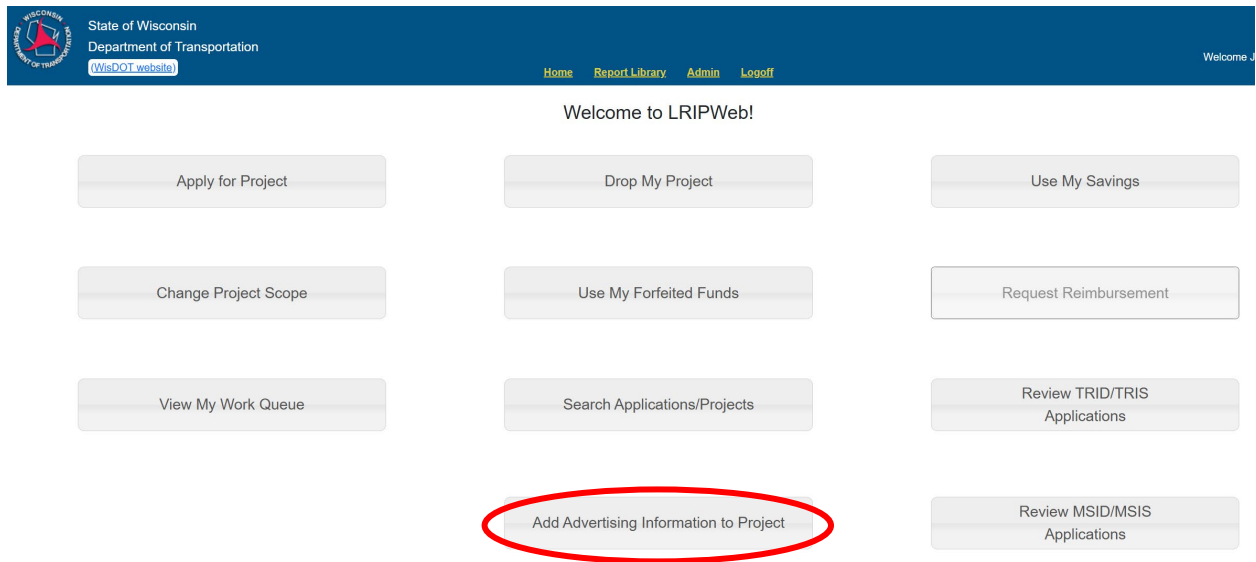


Local Roads Improvement Program (LRIP) Uploading Bid Advertisement Information into LRIPWeb

1. On the home screen, select Add Advertising Information to Projects



2. Select the appropriate project from your list of approved projects

Advertising Information

Showing 1 to 10 of 1,559 entries

| ♦ Project Number ♦ | ♦ Sponsor ♦ | ♦ County ♦ | ♦ On Route ♦ | ♦ At Route ♦ | ♦ Toward Route ♦ |
|--------------------|-------------|------------|--------------|-----------------------|------------------|
| 19512 | Wood County | Wood | CTH AA | Grunewald Ln | Lynn Hill Rd |
| 19270 | Wood County | Wood | CTH T | CTH N (Termini) | CTH H |
| 19239 | Wood County | Wood | CTH Y | W. G. Win Ave (Break) | CTH M |
| 19239 | Wood County | Wood | CTH M | CTH P (Termini) | CTH M (Termini) |
| 19232 | Wood County | Wood | CTH HH | CTH F | STH 186 (Break) |
| 19232 | Wood County | Wood | CTH F | Bonow Ave | CTH HH |

3. Enter in the Bid Due Date and then select “Add Advertisement”

Advertising Information Back

| | | | | |
|------------------------|------------------------------|---------------------|--|------------------|
| Project Number: 019270 | Project Sponsor: Wood County | County: Wood | Biennium: 2024 - 2025 LRIP Budget Actual | Status: Approved |
| On Route: CTH T | At Route: CTH N (Termini) | Toward Route: CTH H | Number of Sources: 0 | |

Bid Due Date

04/23/2026 ← → Add Advertisement

4. Enter your Advertisement source information and select “Save”.

Bid Due Date

04/23/2026 Add Advertisement

Advertisement 1 - ABC Newspaper ^

| | | |
|-----------------------|---------------------------|--|
| Publisher Name | 1st Insertion Date | → Save Delete |
| ABC Newspaper | 04/09/2026 | |
| Address Line 1 | 2nd Insertion Date | |
| 123 First St | 4/16/2026 | |
| Address Line 2 | Website URL | |
| Address Line 2 | Website URL | |
| City | State | Zip |
| Wisconsin Rapids | WI | 12345 |
| Contact Name | Phone | |
| John Moe | (123) 456-7890 | |
| Email | | |
| | | johnx.moe@dot.wi.go |

5. Upload a copy of your advertisement:

- Selecting ***Choose Files***
- From your files, select your document and then select “Open”
- Next, select the “Upload”
- Once the file has finished uploading, it will populate in the table below

Upload Advertisement

Click the Browse/Choose File button to select a file, and then Upload.

Choose Files ← Upload


Showing 1 to 1 of 1 entry

| File Name | Uploaded By | Uploaded Date |
|--|-------------|---------------|
| ABC Newspaper Bid Ad.docx ← | John Moe | 11/21/2025 |



« < 1 > »

6. If needed, you can add additional advertisement information by selecting “**Add Advertisement**”. A new advertisement section will then populate for you to complete

Bid Due Date
04/23/2026

 [Add Advertisement](#)

Advertisement 1 - ABC Newspaper

| | | |
|---|--|---|
| Publisher Name ABC Newspaper | 1st Insertion Date 04/09/2026  | Save Delete |
| Address Line 1 123 First St | 2nd Insertion Date 4/16/2026  | |
| Address Line 2 Address Line 2 | Website URL Website URL | |

Once you have completed uploading your advertisement, you can select “Home” at the top of the page. This will bring you back to the LRIPWeb Homepage.