



Non-Standard Equipment Pictures



Class 9006
Air Compressor (< 125 cu. ft.)




Class 9011
Joint Cleaner (Blower)




Class 9012
Bale Chopper or Mulcher, 25 hp or greater or PTO



Class 9012
Bale Chopper or Mulcher, 25 hp or greater or PTO



Class 9013
Auger, Salt



Class 9017
Concrete Repair Gun



Class 9018
Curb Paver, Bituminous



Class 9020
Crane, 45 tons, 104' boom



**Class 9022
Boats (Pontoon)**



**Class 9023
Boats (Row)**




**Class 9031
Landfill Compactor**



**Class 9035
Crane (Up to 10 tons)**



Class 9036
Centerliner, push-type



Class 9038
Cutter Crusher or Mulch Krimper



Class 9038
Cutter Crusher or Mulch Krimper



Class 9039
Conveyor w/ silo




Class 9041
Crane (10 to 18 tons)



Class 9046
Golf Cart



Class 9048
Drill, Grain



Class 9050
Finishing Machine, gas power



Class 9051
Elevator




Class 9054
Hammer, hydraulic, 100 thru 1100 ft/lbs, CIMA rating



Class 9061
Truck Bed System, hot box




Class 9070
Crane, Hydraulic (Truck Mtd.)



Class 9073
Landscape Box



Class 9079
Cold Milling Machine, Over 80 hp



Class 9080
Mortar Mixer



Class 9081
Patch Machine, spray-injection, trailer mounted



Class 9082

Pothole Patcher, spray injection, truck mounted, single unit



Class 9084

Pile Drivers



Class 9087

Pug Mill



Class 9088

Portable Traffic Signals, max 12/hr/day, 4 unit sets, includes trailer



Class 9089
Paver, tailgate



Class 9090
Plows, rotary (mtd. on sm. trac.)



Class 9091
Snow Pusher, 13' and above



Class 9092
Retro-reflector




Class 9095

Snow Blower, rotary, hydraulic or PTO driven, does not use fuel



Class 9109

Roller, push-type vibrating



Class 9111

Speed Monitor (all)



Class 9112

Rooter



Class 9113
Rake, rock/Hydraulic Grapple



Class 9113
Rake, rock/Hydraulic Grapple



Class 9114
Roto-tiller (attachment)



Class 9118
Scaffolding w/ electric hoist



Class 9128
Scaffolding (staging)



Class 9130
Scaffolding (sections)



Class 9133
Scraper, tow behind



Class 9134
Scraper, truck style



**Class 9141
Sewer Cleaner**



**Class 9142
Shredder, Dirt**




**Class 9149
Sign Maker**



**Class 9150
Stump Cutter, self powered**



Class 9151
Heater, Patch, tailgate



Class 9152
Stump Cutter, hydraulic



Class 9155
Spray Bar Applicator, multiple purpose, including anti-icing liquid application system, with ground speed controller, to include tank, spray bar, pump, nozzles and hardware (either slide in, stand alone or pull behind) with tank size from 0 to 499 gallons




Class 9156
Spreader, Mini



Class 9159
Transit, Laser



Class 9160
Survey Equip Total Station




Class 9161
Survey Equip Instrument



Class 9162
Survey Equip GPS



Class 9168
Trailer, Construction Shed



Class 9175
Trenching Shield




Class 9176
Trencher




Class 9177
Trench Compactor



Class 9178
Earth Saw or Trenching attachment



Class 9178
Earth Saw or Trenching attachment



Class 9186
Screed, vibrt. strike-off



Class 9198
Wrench for train cars



Class 9199
Culvert Steamer/Pressure Washer, trailer or skid mounted




Class 9201
All Terrain Vehicle



Class 9206
Reclaimer, over 400 hp, 96" (teeth charged to project)



Class 9207
Reclaimer, Under 400 hp (teeth charged to project)



Class 9208
Profiler, planer small



Class 9209
Re-enforcement Rod




Class 9230
Scrubber, Floor



Class 9231
Scraper (Seprt. Wheel, cable)



Class 9232
Scraper (10 to 14 cu. yds.)




Class 9235
Conveyor, Electric (20 hp/36" x 50")



Class 9236
Conveyor, stainless or galvanized, hydraulic or electric, 70' or greater



Class 9240
Fence Installer (for silt)



Class 9241
Sewer Cleaner large, on trailer



Class 9246
Generator, electric (over 20 kw)



Class 9247
Shovel, over 200 hp



Class 9251
Feeder Hopper



Class 9254

Hammer, hydraulic, 1101 ft/lbs and over CIMA rating



Class 9255

Spray Bar Applicator, multiple purpose, including anti-icing liquid application system, without ground speed controller, to include tank, spray bar, pump, nozzles and hardware (either slide in, stand alone or pull behind) with tank size from 0 to 499 gallons



Class 9256

Spray Bar Applicator, multiple purpose, including anti-icing liquid application system, with ground speed controller, to include tank, spray bar, pump, nozzles and hardware (either slide in, stand alone or pull behind) with tank size from 500 gallons and greater



Class 9257

Spray Bar Applicator, multiple purpose, including anti-icing liquid application system, without ground speed controller, to include tank, spray bar, pump, nozzles and hardware (either slide in, stand alone or pull behind) with tank size from 500 gallons and greater



**Class 9258
Sweeper, Floor**



**Class 9260
Compactor, Hydraulic**



**Class 9265
Trailer, Live Bottom (w/ conveyor)**



**Class 9272
Asphalt Wedger, with or without engine**



Class 9275
Truck, Mobile Public Assistance Vehicle



Class 9284
Bale Chopper/Mulcher, less than 25 hp



Class 9286
Welder and Generator (engine driven)



Class 9296
Snow Blower, powered by engine, rotary plow, integral unit, used exclusively for snow plowing and uses motor fuel



**Class 9298
Post Pounder**



**Class 9310
Compactor, gyrating**



**Class 9312
Boom Lift, towed on own trailer**



**Class 9336
Centerliner, mounted on tri-axle or quad-axle truck**



Class 9340
Crane, 8.5 carry deck, platform



Class 9346
Dowel Drill



Class 9347
Hopper Conveyor, skid mtd.



Class 9348
Hopper Feeder for spreader (to shed)



Class 9349
Spreader, v-box insert, small, self-contained



Class 9351
Forklift, VERY lg, 110 hp telesc. reach



Class 9352
Forklift



Class 9354
Hammer, Hydraulic, stand alone



Class 9355
Rock Box



Class 9356
Sweeper, Lawn



Class 9357
Sweeper, regen., mtd. on 2 axles



Class 9360
Chip Spreader, hydra. Ext.



Class 9372
Light Tower



Class 9375
Vacuum (Jet Vac)



Class 9377
Vegetation Unit



Class 9387
Emergency response trailer, fully enclosed with area that could be used as command center with radio communications



Class 9388

Emergency response trailer, fully enclosed without area for command center operations



Class 9389

Emergency response trailer – open trailer for transporting supplies and tools to the incident



Class 9400

Crane (75 tons and over)



Class 9404

Snow Blower, rotary, powered by engine, uses motor fuel



Class 9406
Brush Chipper, 3 point tractor mounted



Class 9408
Brush Cutter and Mulcher, hydraulic driven, equipment mounted



Class 9410
Infrared Asphalt Heater, trailer mounted



Class 9412
Offset Hitch



Class 9414
Skid Steer Mounted Shoulder Machine



Class 9416
Temporary Portable Rumble Strips (6 strip set, includes carrier)



Class 9418
Truck Mount Mower, includes truck, boom and power source



Class 9420
Shot Blaster, includes vacuum



Class 9422
Confined Space Entry Equipment



Class 9424
GPS Grade Controller



Class 9426
Tree Shears, excavator attachment



Class 9428
Sign Trailer, with auger and lift



**Class 9430
Tow Plow**



**Class 9432
Hydraulic Bucket**



**Class 9434
Automatic Barrel Recovery Unit**



**Class 9436
Barrel Recovery Trailer**



Class 9437
Dry Ice Blaster/Cleaner

No Images for:

Class 9163 – Survey Equip

Class 9165 – Survey Equip GPS