








Non-Standard Equipment Pictures

Class Codes: 9006 - 9440

Class Code:	9006	
Description:	Air Compressor	
Unit of Measure:	NA	
Weight/Capacity Limit:	Less than 125 cu ft	
Additional Notes:		
Class Code:	9012	
Description:	Bale Chopper/Mulcher -	
Unit of Measure:	NA	
Weight/Capacity Limit:	25 HP or less or PTO	
Additional Notes:		
Class Code:	9013	
Description:	Salt Auger	
Unit of Measure:	NA	
Weight/Capacity Limit:	NA	
Additional Notes:		





Non-Standard Equipment Pictures

Class Codes: 9006 - 9440

Class Code:	9017	
Description:	Concrete Repair Gun	
Unit of Measure:		
Weight/Capacity Limit:		
Additional Notes:		
Class Code:	9018	
Description:	Curb Paver - Bituminous	
Unit of Measure:	NA	
Weight/Capacity Limit:	NA	
Additional Notes:		
Class Code:	9022	
Description:	Boats - Pontoon	
Unit of Measure:	NA	
Weight/Capacity Limit:	NA	
Additional Notes:		
Class Code:	9023	
Description:	Boats - Row	
Unit of Measure:	NA	
Weight/Capacity Limit:	NA	
Additional Notes:		

Non-Standard Equipment Pictures

Class Codes: 9006 - 9440

Class Code:	9031	
Description:	Landfill Compactor	
Unit of Measure:	NA	
Weight/Capacity Limit:	NA	
Additional Notes:		
Class Code:	9036	 
Description:	Centerliner – With or without heat bead, push type or ride on	
Unit of Measure:		
Weight/Capacity Limit:		
Additional Notes:		
Class Code:	9038	
Description:	Cutter Crusher or Mulch Krimper	
Unit of Measure:	NA	
Weight/Capacity Limit:	NA	
Additional Notes:		

Non-Standard Equipment Pictures

Class Codes: 9006 - 9440

Class Code:	9040	 
Description:	Crane	
Unit of Measure:	NA	
Weight/Capacity Limit:	Up to 10 Tons	
Additional Notes:		
Class Code:	9041	
Description:	Crane	
Unit of Measure:	NA	
Weight/Capacity Limit:	10-18 Tons	
Additional Notes:		
Class Code:	9042	
Description:	Crane	
Unit of Measure:	NA	
Weight/Capacity Limit:	Greater than 18 Ton	
Additional Notes:		
Class Code:	9046	
Description:	Golf Cart	
Unit of Measure:	NA	
Weight/Capacity Limit:	NA	
Additional Notes:		

Non-Standard Equipment Pictures

Class Codes: 9006 - 9440

Class Code:	9048	 
Description:	Drill - Grain	
Unit of Measure:	NA	
Weight/Capacity Limit:	NA	
Additional Notes:		
Class Code:	9054	 
Description:	Hydraulic Hammer	
Unit of Measure:	NA	
Weight/Capacity Limit:	100 through 1100 ft/lbs CIMA Rating	
Additional Notes:		
Class Code:	9055	
Description:	Hydraulic Hammer	
Unit of Measure:	NA	
Weight/Capacity Limit:	1101 ft/lbs and over CIMA Rating	
Additional Notes:		

Non-Standard Equipment Pictures

Class Codes: 9006 - 9440

Class Code:	9073	
Description:	Landscape Box	
Unit of Measure:		
Weight/Capacity Limit:		
Additional Notes:		
Class Code:	9079	
Description:	Cold Milling Machine	
Unit of Measure:	NA	
Weight/Capacity Limit:	Over 80 HP	
Additional Notes:		
Class Code:	9080	
Description:	Mortar Mixer	
Unit of Measure:	NA	
Weight/Capacity Limit:	NA	
Additional Notes:		




Non-Standard Equipment Pictures

Class Codes: 9006 - 9440

Class Code:	9082	
Description:	Pothole Patcher- Spray Injection, truck mounted, Single unit	
Unit of Measure:	NA	
Weight/Capacity Limit:	NA	
Additional Notes:		
Class Code:	9089	
Description:	Paver - Tailgate	
Unit of Measure:	NA	
Weight/Capacity Limit:	NA	
Additional Notes:		
Class Code:	9091	
Description:	Snow Pusher	
Unit of Measure:	NA	
Weight/Capacity Limit:	NA	
Additional Notes:		

Non-Standard Equipment Pictures

Class Codes: 9006 - 9440

Class Code:	9092	
Description:	Retro-Reflectometer	
Unit of Measure:	NA	
Weight/Capacity Limit:	NA	
Additional Notes:		
Class Code:	9095	
Description:	Snow Blower – Rotary, Hydraulic or PTO driven, Does not use fuel	
Unit of Measure:	NA	
Weight/Capacity Limit:	NA	
Additional Notes:		
Class Code:	9096	
Description:	Snow Blower – Powered By engine, rotary plow, Integral unit, used exclusively for snow plowing and uses motor fuel	
Unit of Measure:	NA	
Weight/Capacity Limit:	NA	
Additional Notes:		




Non-Standard Equipment Pictures

Class Codes: 9006 - 9440

Class Code:	9097	
Description:	Snow Blower – Rotary, powered by engine, uses fuel	
Unit of Measure:	NA	
Weight/Capacity Limit:	NA	
Additional Notes:		
Class Code:	9111	
Description:	Speed Monitor	
Unit of Measure:	NA	
Weight/Capacity Limit:	NA	
Additional Notes:		
Class Code:	9113	
Description:	Rake, Rock/Hydraulic Grapple	
Unit of Measure:	NA	
Weight/Capacity Limit:	NA	
Additional Notes:		

Non-Standard Equipment Pictures

Class Codes: 9006 - 9440

Class Code:	9114	
Description:	Roto-tiller Attachment	
Unit of Measure:	NA	
Weight/Capacity Limit:	NA	
Additional Notes:		
Class Code:	9133	
Description:	Scraper Attachment – Tow behind	
Unit of Measure:	NA	
Weight/Capacity Limit:	NA	
Additional Notes:		
Class Code:	9134	
Description:	Scraper – Truck style, off road haul truck, tire or track	
Unit of Measure:	NA	
Weight/Capacity Limit:	NA	
Additional Notes:		







Non-Standard Equipment Pictures

Class Codes: 9006 - 9440

Class Code:	9141	 
Description:	Sewer Cleaner – Trailer mounted	
Unit of Measure:	NA	
Weight/Capacity Limit:	NA	
Additional Notes:		
Class Code:	9142	
Description:	Shredder - Dirt	
Unit of Measure:	NA	
Weight/Capacity Limit:	NA	
Additional Notes:		
Class Code:	9149	
Description:	Sign Maker	
Unit of Measure:	NA	
Weight/Capacity Limit:	NA	
Additional Notes:		




Non-Standard Equipment Pictures

Class Codes: 9006 - 9440

Class Code:	9150	
Description:	Stump Grinder – Self powered	
Unit of Measure:	NA	
Weight/Capacity Limit:	NA	
Additional Notes:		
Class Code:	9151	 
Description:	Heater – Patch, tailgate	
Unit of Measure:	NA	
Weight/Capacity Limit:	NA	
Additional Notes:		
Class Code:	9152	 
Description:	Stump Grinder – Hydraulic	
Unit of Measure:	NA	
Weight/Capacity Limit:	NA	
Additional Notes:		
Class Code:	9159	
Description:	Laser - Transit	
Unit of Measure:	NA	
Weight/Capacity Limit:	NA	
Additional Notes:		





Non-Standard Equipment Pictures

Class Codes: 9006 - 9440

Class Code:	9160	
Description:	Survey Equipment- Total station	
Unit of Measure:	NA	
Weight/Capacity Limit:	NA	
Additional Notes:		
Class Code:	9163	
Description:	Survey Equipment – Survey Hub	
Unit of Measure:	NA	
Weight/Capacity Limit:	NA	
Additional Notes:		
Class Code:	9165	
Description:	Survey Equipment – GPS (used only on the local System), rover	
Unit of Measure:	NA	
Weight/Capacity Limit:	NA	
Additional Notes:		



Non-Standard Equipment Pictures

Class Codes: 9006 - 9440

Class Code:	9175	
Description:	Trenching Shield	
Unit of Measure:	NA	
Weight/Capacity Limit:	NA	
Additional Notes:		
Class Code:	9176	
Description:	Trencher	
Unit of Measure:	NA	
Weight/Capacity Limit:	NA	
Additional Notes:		
Class Code:	9177	
Description:	Trench - Compactor	
Unit of Measure:	NA	
Weight/Capacity Limit:	NA	
Additional Notes:		
Class Code:	9178	
Description:	Earth Saw or Trenching attachment	
Unit of Measure:	NA	
Weight/Capacity Limit:	NA	
Additional Notes:		




Non-Standard Equipment Pictures

Class Codes: 9006 - 9440

Class Code:	9186	
Description:	Screed- Vib. Strike-off	
Unit of Measure:	NA	
Weight/Capacity Limit:	NA	
Additional Notes:		
Class Code:	9201	
Description:	All-Terrain Vehicle/Utility Terrain Vehicle	
Unit of Measure:	NA	
Weight/Capacity Limit:	NA	
Additional Notes:		
Class Code:	9206	
Description:	Reclaimer – Teeth charged To project	
Unit of Measure:	NA	
Weight/Capacity Limit:	Over 400 HP	
Additional Notes:		
Class Code:	9207	
Description:	Reclaimer- Teeth charged To project	
Unit of Measure:	NA	
Weight/Capacity Limit:	Under 400 HP	
Additional Notes:		

Non-Standard Equipment Pictures

Class Codes: 9006 - 9440

Class Code:	9240	
Description:	Fence Installer – For silt	
Unit of Measure:	NA	
Weight/Capacity Limit:	NA	
Additional Notes:		
Class Code:	9241	
Description:	Sewer Cleaner – Large, On trailer	
Unit of Measure:	NA	
Weight/Capacity Limit:	NA	
Additional Notes:		
Class Code:	9246	
Description:	Generator – Electric	
Unit of Measure:	NA	
Weight/Capacity Limit:	Over 20KW	
Additional Notes:		

Non-Standard Equipment Pictures

Class Codes: 9006 - 9440

Class Code:	9251	
Description:	Feeder Hopper	
Unit of Measure:	NA	
Weight/Capacity Limit:	NA	
Additional Notes:		
Class Code:	9252	
Description:	Feeder Hopper – Hopper Feeder for spreader (to shed)	
Unit of Measure:	NA	
Weight/Capacity Limit:	NA	
Additional Notes:		
Class Code:	9260	
Description:	Compactor – Hydraulic	
Unit of Measure:	NA	
Weight/Capacity Limit:	NA	
Additional Notes:		

Non-Standard Equipment Pictures

Class Codes: 9006 - 9440

Class Code:	9265	
Description:	Trailer – Live bottom with conveyor	
Unit of Measure:		
Weight/Capacity Limit:		
Additional Notes:		
Class Code:	9266	
Description:	Trailer- Hydraulic Dump	
Unit of Measure:	NA	
Weight/Capacity Limit:	15 ton or greater	
Additional Notes:		
Class Code:	9272	
Description:	Asphalt Wedger/Rut Paver -With or without engine,	
Unit of Measure:	NA	
Weight/Capacity Limit:	NA	
Additional Notes:		

Non-Standard Equipment Pictures

Class Codes: 9006 - 9440

Class Code:	9280	
Description:	Tracked Dump Truck	
Unit of Measure:	NA	
Weight/Capacity Limit:	NA	
Additional Notes:		
Class Code:	9286	
Description:	Welder & Generator – Engine driven	
Unit of Measure:	NA	
Weight/Capacity Limit:	NA	
Additional Notes:		
Class Code:	9298	
Description:	Post Pounder	
Unit of Measure:	NA	
Weight/Capacity Limit:	NA	
Additional Notes:		

Non-Standard Equipment Pictures

Class Codes: 9006 - 9440

Class Code:	9336	
Description:	Centerliner – Mounted on tri-axle or quad-axle truck	
Unit of Measure:	NA	
Weight/Capacity Limit:	NA	
Additional Notes:		
Class Code:	9346	
Description:	Drill - Dowel	
Unit of Measure:	NA	
Weight/Capacity Limit:	NA	
Additional Notes:		
Class Code:	9349	
Description:	Spreader – V-box insert, Small, self-contained	
Unit of Measure:	NA	
Weight/Capacity Limit:	NA	
Additional Notes:		

Non-Standard Equipment Pictures

Class Codes: 9006 - 9440

Class Code:	9351
Description:	Forklift – With telescopic reach
Unit of Measure:	NA
Weight/Capacity Limit:	NA
Additional Notes:	



Class Code:	9352
Description:	Forklift
Unit of Measure:	NA
Weight/Capacity Limit:	NA
Additional Notes:	





Class Code:	9354
Description:	Hydraulic Hammer – Stand alone
Unit of Measure:	NA
Weight/Capacity Limit:	NA
Additional Notes:	



Non-Standard Equipment Pictures

Class Codes: 9006 - 9440

Class Code:	9355	
Description:	Rock Box	
Unit of Measure:	NA	
Weight/Capacity Limit:	NA	
Additional Notes:		
Class Code:	9372	
Description:	Light Tower	
Unit of Measure:	NA	
Weight/Capacity Limit:	NA	
Additional Notes:		
Class Code:	9387	
Description:	Emergency Response Trailer- fully enclosed, with an area that could be used as a command center with radio communications	
Unit of Measure:	NA	
Weight/Capacity Limit:	NA	
Additional Notes:		

Non-Standard Equipment Pictures

Class Codes: 9006 - 9440

Class Code:	9388	
Description:	Emergency Response Trailer – Fully enclosed, without area for command center operations	
Unit of Measure:	NA	
Weight/Capacity Limit:	NA	
Additional Notes:		
Class Code:	9389	
Description:	Emergency Response Trailer- Open Trailer for transporting supplies and tools to the incident	
Unit of Measure:	NA	
Weight/Capacity Limit:	NA	
Additional Notes:		
Class Code:	9406	
Description:	Brush Chipper – 3 point tractor mounted	
Unit of Measure:	NA	
Weight/Capacity Limit:	NA	
Additional Notes:		

Non-Standard Equipment Pictures

Class Codes: 9006 - 9440

Class Code:	9412	
Description:	Offset Hitch	
Unit of Measure:		
Weight/Capacity Limit:		
Additional Notes:		
Class Code:	9414	
Description:	Shouldering Machine – Skid Steer mounted	
Unit of Measure:		
Weight/Capacity Limit:		
Additional Notes:		
Class Code:	9416	
Description:	Rumble Strips – Temp. Portable rumble strips (6 strip set, includes Carrier)	
Unit of Measure:		
Weight/Capacity Limit:		
Additional Notes:		




Non-Standard Equipment Pictures

Class Codes: 9006 - 9440

Class Code:	9418	
Description:	Truck Mount Mower- Includes truck, boom, and Power source	
Unit of Measure:		
Weight/Capacity Limit:		
Additional Notes:		
Class Code:	9420	
Description:	Shot Blaster – Includes vacuum	
Unit of Measure:	NA	
Weight/Capacity Limit:	NA	
Additional Notes:		
Class Code:	9422	
Description:	Confined Space Entry Equipment	
Unit of Measure:	NA	
Weight/Capacity Limit:	NA	
Additional Notes:		




Non-Standard Equipment Pictures

Class Codes: 9006 - 9440

Class Code:	9426	
Description:	Tree Shears – Excavator attachment	
Unit of Measure:	NA	
Weight/Capacity Limit:	NA	
Additional Notes:		
Class Code:	9428	
Description:	Sign Trailer – With auger and lift	
Unit of Measure:	NA	
Weight/Capacity Limit:	NA	
Additional Notes:		
Class Code:	9432	
Description:	Hydraulic Bucket – Aux. Hydraulic operated	
Unit of Measure:	NA	
Weight/Capacity Limit:	NA	
Additional Notes:		



Non-Standard Equipment Pictures

Class Codes: 9006 - 9440

Class Code:	9434	
Description:	Automatic Barrel Recovery Unit	
Unit of Measure:	NA	
Weight/Capacity Limit:	NA	
Additional Notes:		
Class Code:	9436	
Description:	Barrel Recovery Trailer	
Unit of Measure:	NA	
Weight/Capacity Limit:	NA	
Additional Notes:		
Class Code:	9437	
Description:	Dry Ice Blaster/Cleaner	
Unit of Measure:		
Weight/Capacity Limit:		
Additional Notes:		

Non-Standard Equipment Pictures

Class Codes: 9006 - 9440

Class Code:	9438	
Description:	Loader Fork Attachment	
Unit of Measure:		
Weight/Capacity Limit:		
Additional Notes:		
Class Code:	9440	
Description:	SeaSnake Camera	
Unit of Measure:		
Weight/Capacity Limit:		
Additional Notes:		