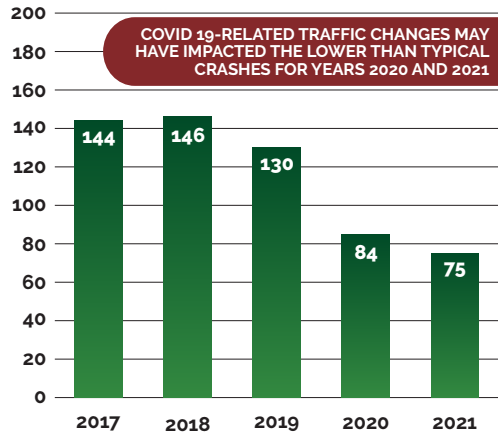


Study Needs: Safety

TOTAL CRASHES

579 TOTAL CRASHES

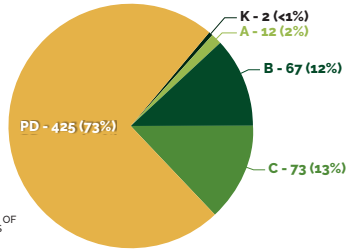
(5-YEAR TIME PERIOD 2017-2021)



CRASH TYPE

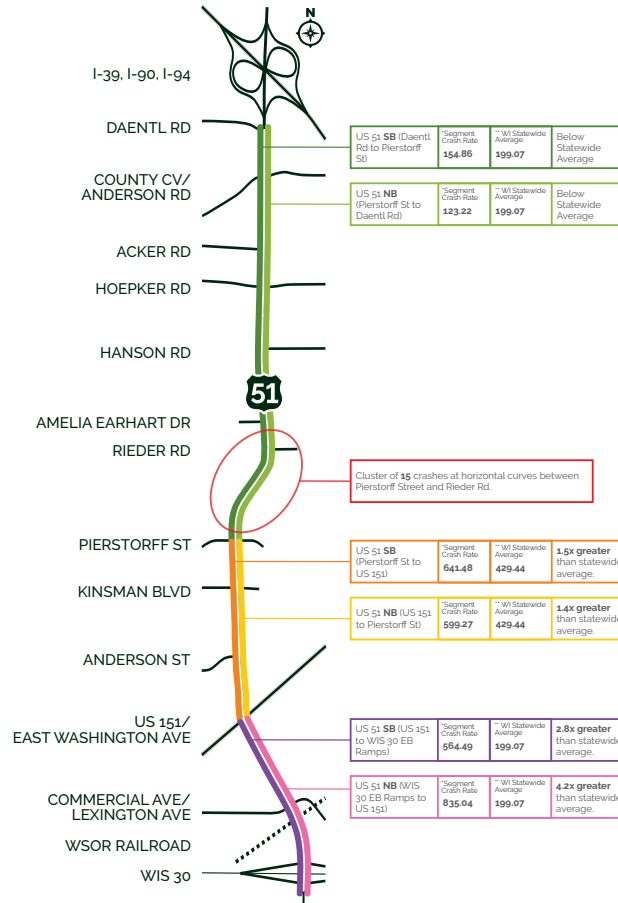
- K - Fatal
- A - Suspected Serious Injury
- B - Suspected Minor Injury
- C - Possible Injury
- PD - Property Damage Only

X - XXX (XX.X%)
 CRASH TYPE | NUMBER OF CRASHES | PERCENTAGE OF ALL CRASHES



SEGMENT CRASH RATES

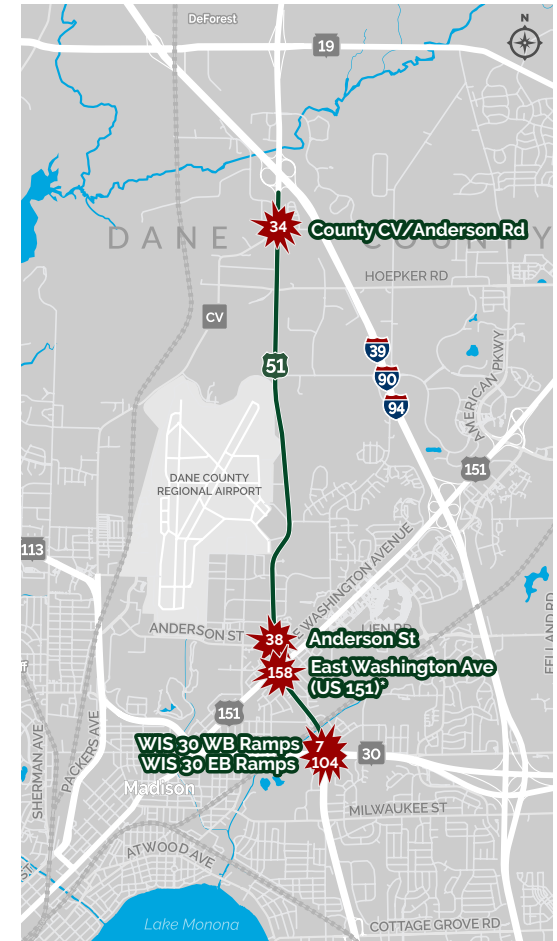
*2017-2021 US 51 segment crash rates
 ** Statewide average crash rates - 2021



Crash rates are expressed in crashes per 100 million vehicle-miles traveled

INTERSECTION CRASHES

Intersection locations with the highest number of crashes
 (5-YEAR TIME PERIOD 2017-2021)



The City of Madison's annual Crash Facts Report lists the 30 highest crash locations within the City of Madison for nine different crash types, including intersection crashes. According to the reports, the US 51 and US 151/East Washington Avenue intersection had the second most crashes among all city intersections in 2019, in both 2020 and 2021, this intersection ranked third.