






| COMMUNICATION | NAVIGATION | SERVICES |
|---|---|--|
| CTAF 122.9 AWOS-3 119.6 (715) 378-2031 APP/DEP 125.45 CLNC DEL (218) 740-5950 | Elevation . . . 1102' TPA 2102' VOR to Field 112.6 DLH 146° / 33.3 NM | FUEL 100LL, 24 HR Self-Serve Airport Manager (218) 348-3176 Aircraft Mechanic On Call (218) 269-2433. |
| <ul style="list-style-type: none">  | | STAMP LOCATION Terminal   |

ADDRESS 9350 E Terminal Way, Solon Springs, WI 54873