

Parklets and the American's with Disabilities Act (ADA)

ADA Accessibility

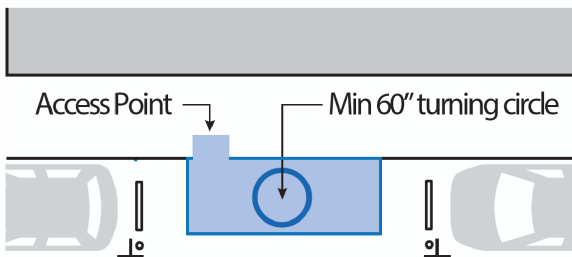
Parklets must be in compliance with ADA. <http://www.ada.gov/> Other items to address include:

- Designs should incorporate at least one ADA access point for each parking space used
- Seating must be accessible and meet ADA requirements for the turning movement (60" diameter turning circle) and the resting place of a wheelchair
- Ensure that the platform is flush with the sidewalk — no more than a ½-inch gap (see next page)
- The maximum vertical difference between the curb and the parklet decking is ¼ inch. Additional ADA treatments, such as a ramp or beveled edge, may be required if the vertical gap exceeds ¼ inch.

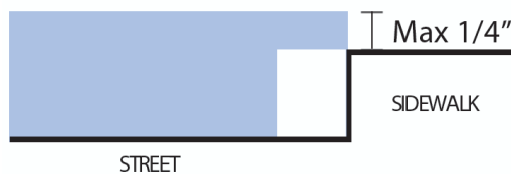
Please reference The American's with Disabilities Act Accessibility Guidelines, 2010 Standard (ADAAG)

http://www.ada.gov/2010ADASTandards_index.htm


ADA ACCESS



MAXIMUM VERTICAL DIFFERENCE

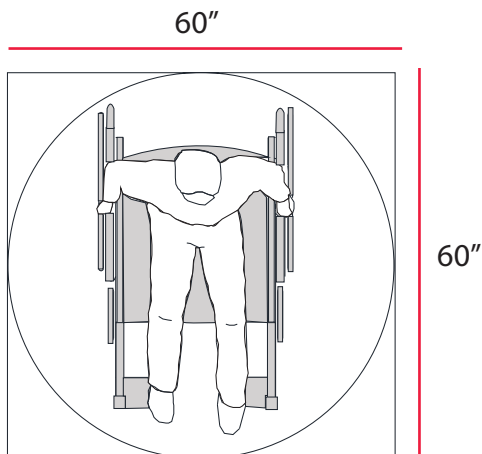


Reminder:
All parklet
designs must
be approved
by WisDOT

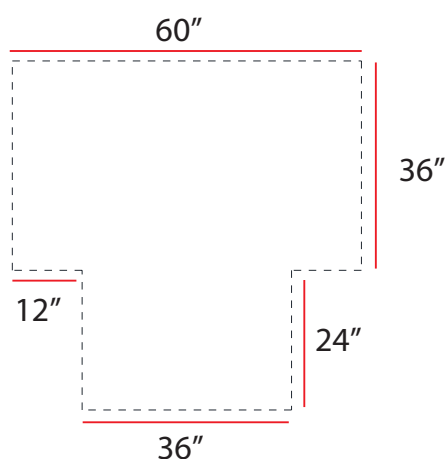


Make sure there is sufficient space for wheelchair access. A person sitting at the table reduces the gap. Any ramp between the sidewalk and a parklet must be wide enough to accommodate a wheelchair.

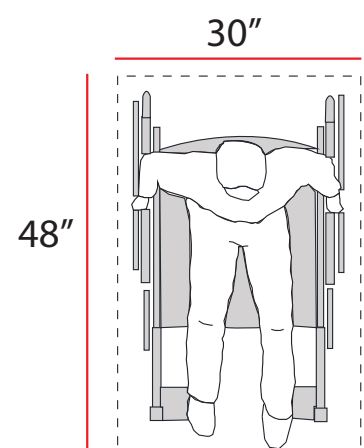
Wheelchair Turning Space



"T" Shaped Turning Space



Wheelchair Resting Space



Parklets and the American's with Disabilities Act (ADA)

"Spanning the Gap"

Parklets must have a seamless connection to the existing curb to meet ADA requirements. Below are examples of connections found at other parklets.

