

**ALTERNATE ①**

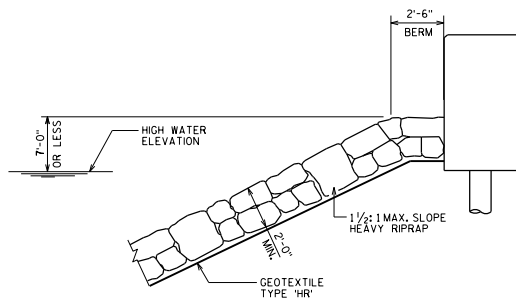
NORMAL CONDITION FOR EMBANKMENT FILLS

**ALTERNATE ②**

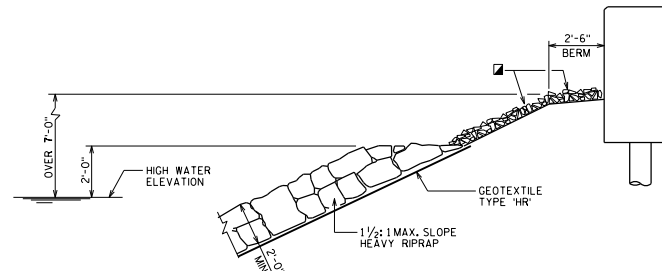
USE WHERE BERM ELEVATION IS LESS THAN 7'-0" ABOVE HIGH WATER

**ALTERNATE ③**

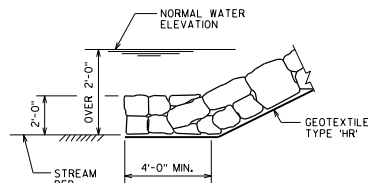
USE WHERE BERM ELEVATION IS OVER 7'-0" ABOVE HIGH WATER



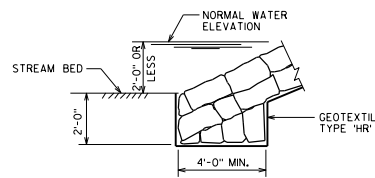
**SECTION A-A**



**SECTION B-B**



**TOE DETAIL**  
NORMAL WATER ELEVATION > 2'-0" ABOVE STREAM BED



**TOE DETAIL**  
NORMAL WATER ELEVATION ≤ 2'-0" ABOVE STREAM BED

HEAVY RIPRAP OR OTHER SLOPE PROTECTION. IF HEAVY RIPRAP IS USED, PLACE GEOTEXTILE TYPE 'HR' BELOW IT.

**PLACEMENT OF HEAVY RIPRAP AT RIVER CROSSINGS**



APPROVED: Bill Oliva DATE: 1-19