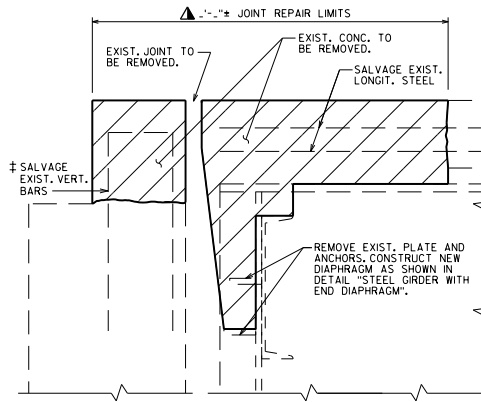


**JOINT REPAIR-REMOVAL
PRESTRESSED GIRDER**



**JOINT REPAIR-REMOVAL
STEEL GIRDER**

LEGEND

‡ EXISTING BARS ARE LIKELY TO BE CORRODED AND/OR DAMAGED DURING CONCRETE REMOVAL. SALVAGE AND INCORPORATE AS MUCH REBAR AS PRACTICAL. SUPPLEMENT WITH THE BARS INDICATED BY ☆.

☆ ADHESIVE ANCHORS NO. 5 BAR, EMBED 1'-0" IN CONCRETE. SPACE AT 1'-0". TURN 10° LEG AS NECESSARY TO FIT.

◊ OPT. CONST. JT. 1" MIN. BELOW EXIST. REINF.

▲ DIMENSIONS GIVEN ARE NORMAL TO CL OF SUBSTRUCTURE UNIT. INCORPORATE EXISTING REINFORCEMENT.

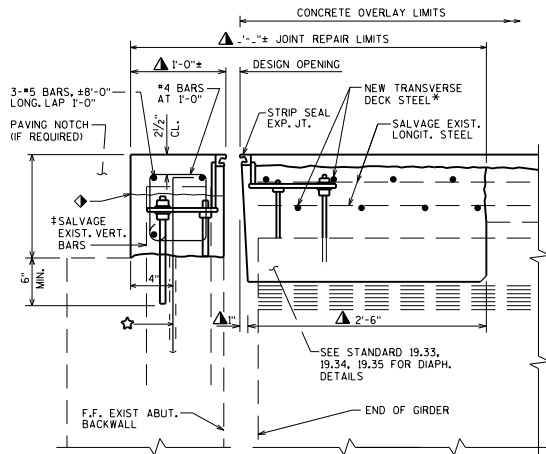
DESIGNER NOTES

SEE STANDARD 28.01 FOR SUPPORTS USED FOR STRIP SEAL STEEL EXTRUSIONS.

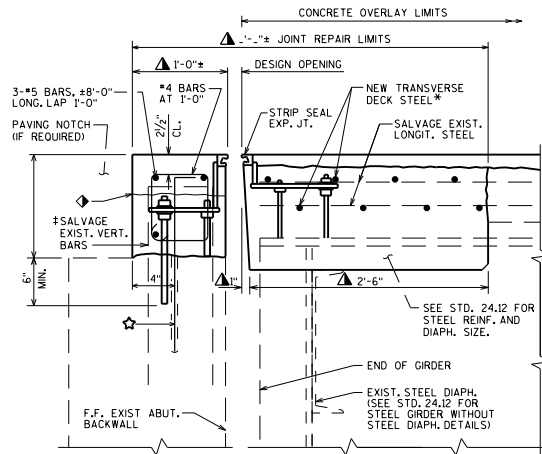
* FOR SKEWS > 20°, WHERE ORIGINAL TRANSVERSE DECK REINFORCEMENT WAS PLACED NORMAL TO THE GIRDERS, SAVE AND INCORPORATE 1'-6" MIN. OF TRANSVERSE REINFORCING BARS. NEW TRANSVERSE BARS ARE PLACED ALONG THE SKEW.

BARS IN JOINT REPAIR SHALL MATCH EXISTING REINFORCEMENT TYPE (COATED OR UNCOATED).

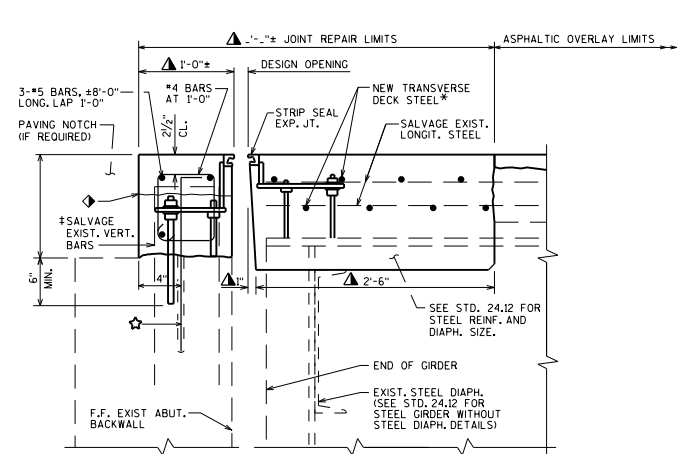
ALL REPLACEMENT PAVING BLOCK DIMENSIONS SHALL MATCH EXISTING PLAN DIMENSIONS UNLESS DESIGNER DETERMINES OTHERWISE. TYP. FOR ALL SECTIONS SHOWN ON THIS STANDARD.



**SECTION THRU PROPOSED JOINT
PRESTRESSED GIRDER WITH END DIAPHRAGM
CONCRETE OVERLAY**



**SECTION THRU PROPOSED JOINT
STEEL GIRDER WITH END DIAPHRAGM
CONCRETE OVERLAY**



**SECTION THRU PROPOSED JOINT
STEEL GIRDER WITH END DIAPHRAGM
ASPHALTIC OVERLAY**

TOTAL ESTIMATED QUANTITIES

BID ITEM NUMBER	BID ITEMS	UNIT	TOTAL
502.3101	EXPANSION DEVICE B-...	LF	
502.4205	ADHESIVE ANCHORS NO. 5 BAR	EACH	
509.1000	JOINT REPAIR	LF	
509.2100.S	CONCRETE MASONRY DECK REPAIR	CY	
POSSIBLE ADDITIONAL BID ITEMS			
505.0400	BAR STEEL REINFORCEMENT HS STRUCTURES	LB	
505.0600	BAR STEEL REINFORCEMENT HS COATED STRUCTURES	LB	
509.2500	CONCRETE MASONRY OVERLAY DECKS	CY	

THIS IS A PARTIAL LIST OF POSSIBLE BID ITEMS. BID ITEMS MAY NEED TO BE ADDED OR REMOVED TO FIT EACH INDIVIDUAL CASE.

**STRIP SEALS & DIAPH.
DETAILS FOR OVERLAYS**



APPROVED: Bill Oliva DATE: 7-19