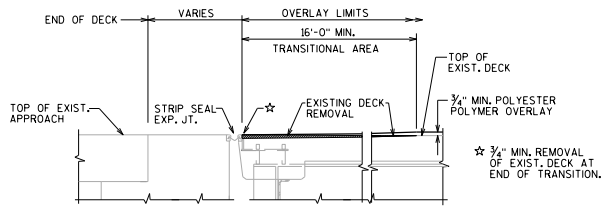
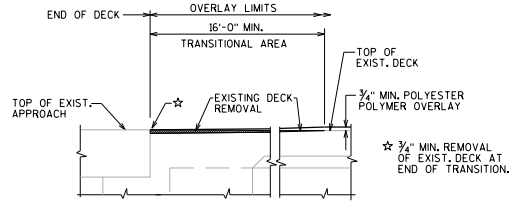


CROSS SECTION THRU ROADWAY
LOOKING NORTH

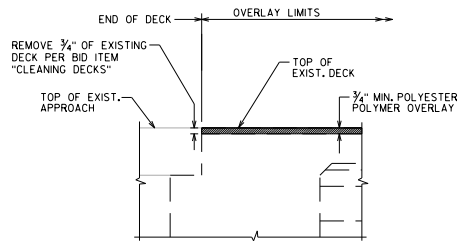


**SECTION THRU ABUTMENT
TRANSITIONAL AREA ON DECK
AT EXPANSION JOINT**



**SECTION THRU ABUTMENT
TRANSITIONAL AREA ON DECK
AT SEMI-EXPANSION OR FIXED JOINT**

NOTE: TRANSITIONAL AREA REQUIRED WHEN APPROACH PAVEMENT HAS BEEN PLACED PRIOR TO OVERLAY PLACEMENT.



SECTION THRU ABUTMENT
(WHEN BID ITEM "CLEANING DECKS" IS USED, TRANSITIONAL AREA NOT REQUIRED.)

DESIGN DATA

LIVE LOAD:
INVENTORY RATING: HS-...
OPERATING RATING: HS-...
WISCONSIN STANDARD PERMIT VEHICLE (WS-SPV) = ... KIPS

NOTES

DRAWINGS SHALL NOT BE SCALED.
DIMENSIONS SHOWN ARE BASED ON THE ORIGINAL STRUCTURE PLANS.
[]-INCH OF CONCRETE SHALL BE REMOVED FROM THE ENTIRE BRIDGE DECK UNDER THE BID ITEM "CLEANING DECKS".
AREAS OF "PREPARATION DECKS TYPE 1" SHALL BE DEFINED BY A SAW CUT.
PREPARATION DECKS TYPE 1, PREPARATION DECKS TYPE 2, AND FULL-DEPTH DECK REPAIR AREAS ARE BASED ON THE PLANS AND AS DETERMINED BY THE ENGINEER. DECK PREPARATION AND FULL-DEPTH DECK REPAIRS SHALL BE FILLED WITH "RAPID SET" DECK REPAIR, POLYESTER POLYMER CONCRETE AND PORTLAND CEMENT BASED CONCRETE PATCHES MAY BE SUBSTITUTED AT NO EXTRA COST. PORTLAND CEMENT BASED CONCRETE PATCHES SHALL BE USED FOR JOINT REPAIRS AND FULL-DEPTH REPAIRS WITH A PLAN AREA LARGER THAN 4 SF, UNLESS APPROVED OTHERWISE BY THE STRUCTURE'S DESIGN SECTION.
DECK REPAIRS SHALL BE FILLED PRIOR TO OVERLAY PLACEMENT. DECK REPAIRS USING A PORTLAND CEMENT BASED CONCRETE REQUIRES A MINIMUM CURE TIME OF 28 DAYS PRIOR TO OVERLAY PLACEMENT.
SHOT BLASTING, OVERLAY PRIME COAT, DECK SURFACE PREPARATIONS, AND TRANSITIONAL AREAS ARE INCLUDED IN THE BID ITEM "POLYESTER POLYMER CONCRETE OVERLAY".
OVERLAY CONSTRUCTION JOINTS SHALL BE APPROVED BY THE ENGINEER, AVOID PLACING LONGITUDINAL JOINTS NEAR WHEEL PATHS. WHEN REQUIRED, PLACE LONGITUDINAL JOINTS AT LANE LINES OR IN THE MIDDLE OF THE LANE. WHEEL PATHS DURING TEMPORARY TRAFFIC STAGING NEED NOT BE CONSIDERED.

DESIGNER NOTES

USE OF PPC OVERLAYS ARE LIMITED. SEE 40.5 IN THE BRIDGE MANUAL FOR ADDITIONAL GUIDANCE.
PPC OVERLAYS ARE INTENDED TO BE PLACED ON DECKS WITH MINIMAL SURFACE DISTRESS WHERE FULL-DEPTH JOINT REPAIRS, FULL-DEPTH DECK REPAIRS, OR THE NEED TO PARTIALLY REMOVE THE ENTIRE DECK WITH BID ITEM "CLEANING DECKS" IS NOT EXPECTED OR WARRANTED.
PPC OVERLAYS AND TRANSITIONAL AREAS ARE NOT RECOMMENDED ON CONCRETE APPROACHES. PLANS SHALL SPECIFY THE MINIMUM TRANSITION TAPER LENGTH, THE PROVIDED TRANSITION LENGTH, AS SHOWN ON THIS SHEET, IS BASED ON A 3/4" OVERLAY THICKNESS. PROVIDE OVERLAY TRANSITIONAL AREA DETAILS AND IDENTIFY LOCATIONS ON THE PLANS. SEE 40.5.6 FOR ADDITIONAL GUIDANCE.
WHEN PARTIAL-DEPTH REMOVAL OF THE ENTIRE EXISTING DECK IS WARRANTED, USE BID ITEM "CLEANING DECKS". PLANS SHALL SPECIFY THE REQUIRED REMOVAL DEPTH.
DO NOT PROVIDE A PROFILE GRADE LINE ON THE PLANS.
PROVIDE (IF AVAILABLE) THE MOST CURRENT DECK CONDITION ASSESSMENT SURVEY ON PLANS. INCLUDE SURVEY TYPE AND DATE COMPLETED. THERMOGRAPHY DATA CAN BE FOUND IN HGIS WITHIN GENERAL INVENTORY/FILE/INSPECTION/DATE/INSPECTION SPECIAL REPORT. DECK CONDITION ASSESSMENT SURVEY DATES CAN BE FOUND WITHIN INSPECTION/HISTORY UNDER THE "DEVAL" ACTIVITY TYPE.

TOTAL ESTIMATED QUANTITIES

| BID ITEM NUMBER | BID ITEMS | UNIT | TOTAL |
|-----------------|--|------|-------|
| 509.0301 | PREPARATION DECKS TYPE 1 | SY | |
| 509.0302 | PREPARATION DECKS TYPE 2 | SY | |
| 509.0310.S | SAWING PAVEMENT DECK PREPARATION AREAS | LF | |
| 509.2000 | FULL-DEPTH DECK REPAIR | SY | |
| SPV.0035 | RAPID SET DECK REPAIR | CY | |
| SPV.0180 | POLYESTER POLYMER CONCRETE OVERLAY | SY | |
| | POSSIBLE ADDITIONAL BID ITEMS | | |
| 509.0500 | CLEANING DECKS | SY | |

THIS IS A PARTIAL LIST OF POSSIBLE BID ITEMS. BID ITEMS MAY NEED TO BE ADDED OR REMOVED TO FIT EACH INDIVIDUAL CASE.

POLYESTER POLYMER CONCRETE OVERLAY

BUREAU OF STRUCTURES

APPROVED: Aaron Bonk DATE: 7-22