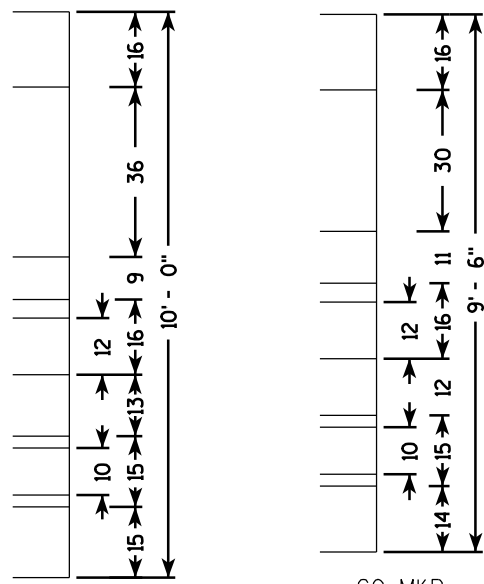


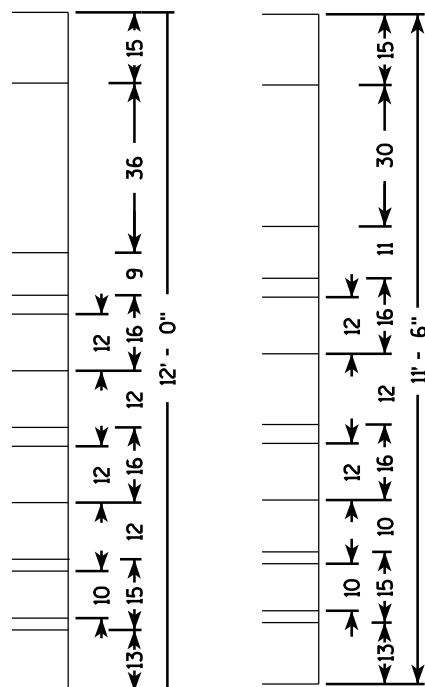
TYPICAL VERTICAL SPACING LAYOUTS



STH-MKR  
US OR IH-MKR

CO-MKR

Particular shield and one line of message copy.

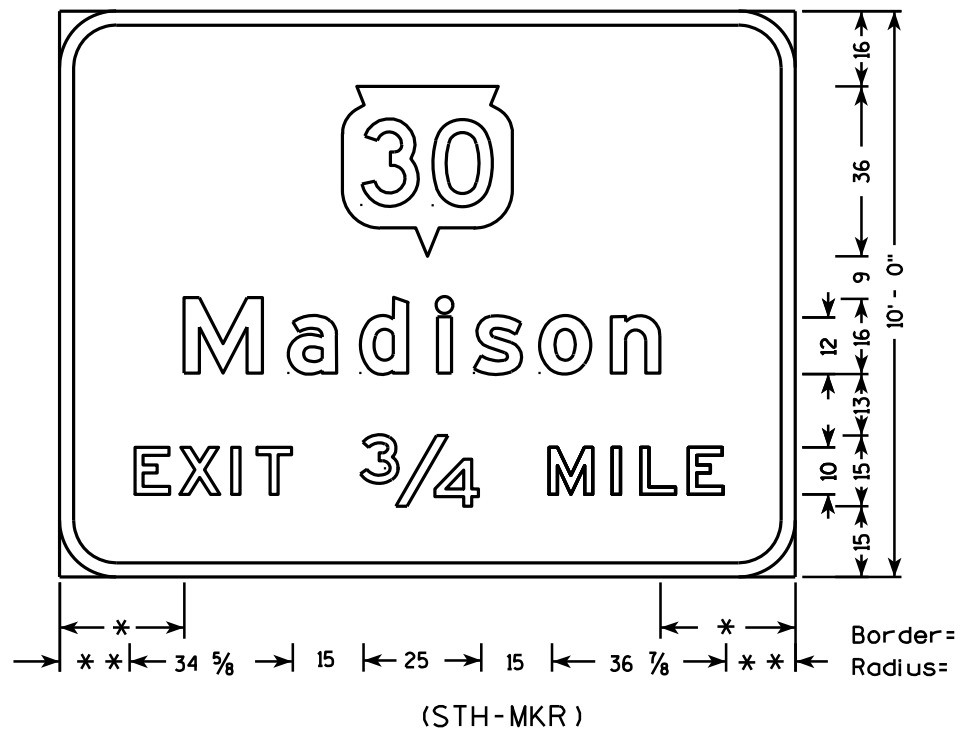


STH-MKR  
US OR IH-MKR

CO-MKR

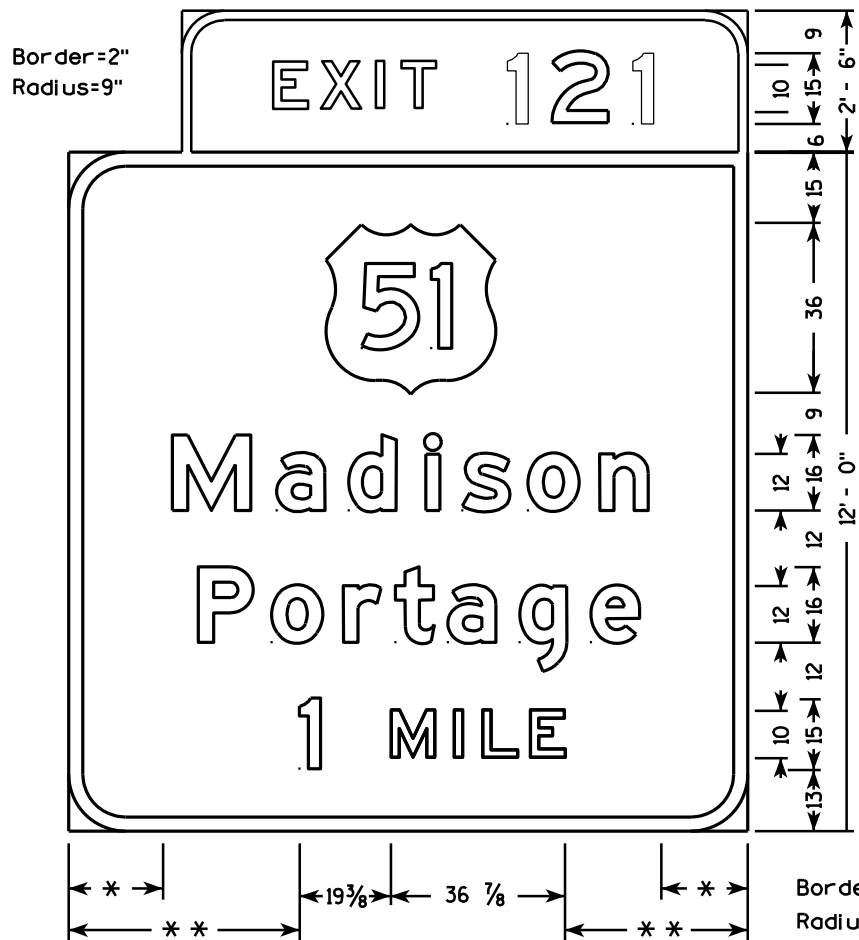
Particular shield and two lines of message copy.

TYPICAL EXAMPLES



Border=  
Radius=

(STH-MKR)



Border=2"  
Radius=9"

Border=  
Radius=

(USH-MKR)

NOTES

1. All signs shall have 12" LC/16" UC message copy, Series E Modified. All CAP words are Series E lettering
2. Vertical spacing shall be as shown in the typicals. Note the differences between the various marker heads, and the associated spacings.
3. The sign code for these signs is normally E6-51.

\* Minimum dimension is normally height of upper case letter.

\* \* To be optically centered on the sign.

7

7

OVERHEAD MOUNTED  
ADVANCE GUIDE SIGNS

WISCONSIN DEPT OF TRANSPORTATION

APPROVED *Matthew R Raub*  
for State Traffic Engineer

DATE 9/17/09 PLATE NO. A11-4.7

PROJECT NO: \_\_\_\_\_ HWY: \_\_\_\_\_ COUNTY: \_\_\_\_\_ SHEET NO: \_\_\_\_\_ E