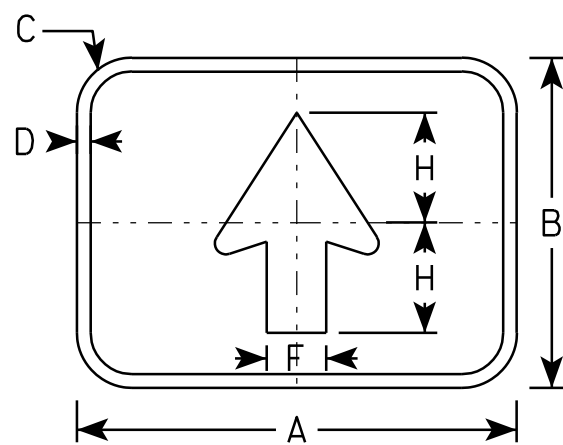
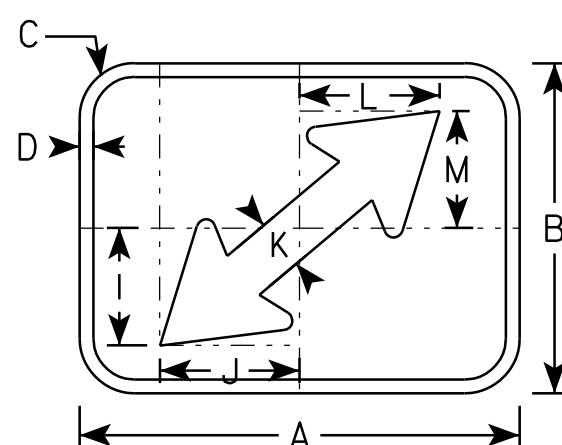


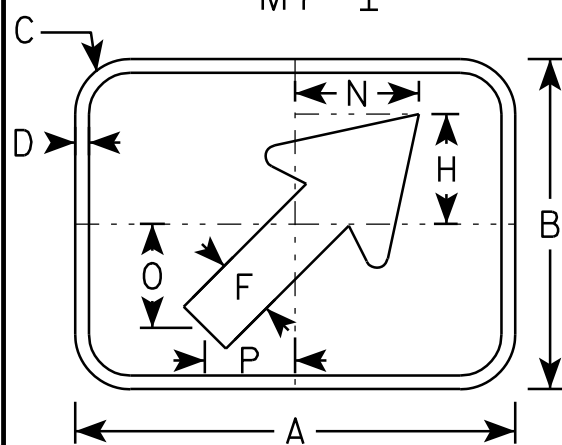
M7-1



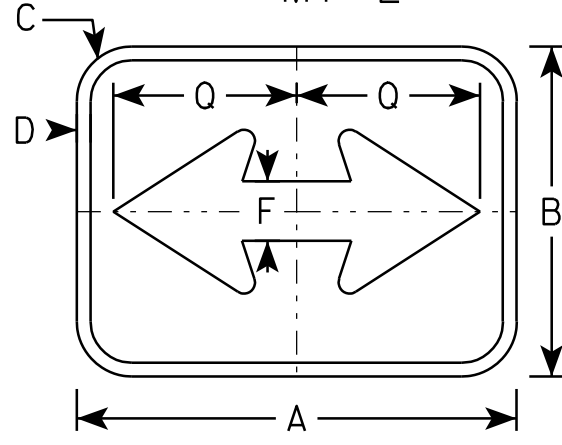
M7-2



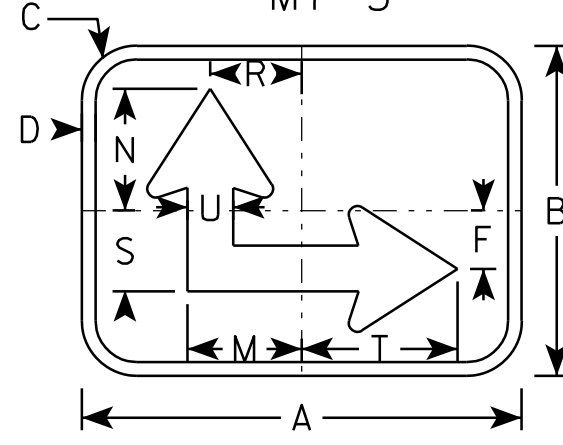
M7-3



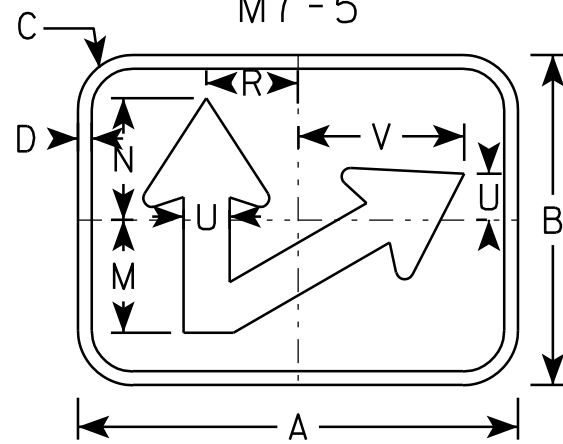
M7-4



M7-5



M7-6



M7-7

NOTES

1. Sign is Type II - Type H Reflective - reference WIS DOT Standard Specification for HIGHWAY and STRUCTURE CONSTRUCTION latest edition.
2. Color:  
Background - Green  
Message - White
3. Corners may be square or rounded when base material is plywood but borders shall be rounded as shown. When base material is metal, the corners and borders shall be rounded.

7

7

SIZE	A	B	C	D	E	F	G	H	I	J	K	L	M	N	O	P	Q	R	S	T	U	V	W	X	Y	Z	Area sq. ft.
1																											
2	12	9	1 1/2	3/8		1 5/8	4 3/8	3	3 1/4	3 3/4	1 3/8	3 7/8	3 1/8	3 3/8	2 7/8	2 1/2	5	2 1/2	2 1/4	4 1/4	1 1/4	4 1/2					.75
3																											
4																											
5																											

**STANDARD SIGN  
M7 SERIES**

WISCONSIN DEPT OF TRANSPORTATION

APPROVED *Matthew R. Rauch*  
for State Traffic Engineer

DATE 05/04/10 PLATE NO. M7-1.1

PROJECT NO: \_\_\_\_\_ HWY: \_\_\_\_\_ COUNTY: \_\_\_\_\_ SHEET NO: \_\_\_\_\_ E