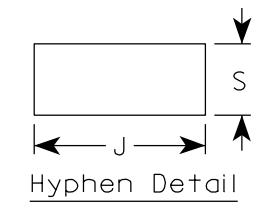
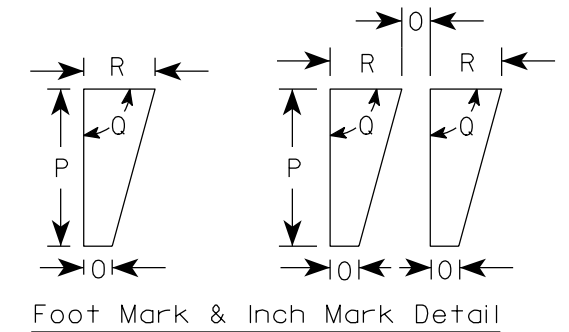
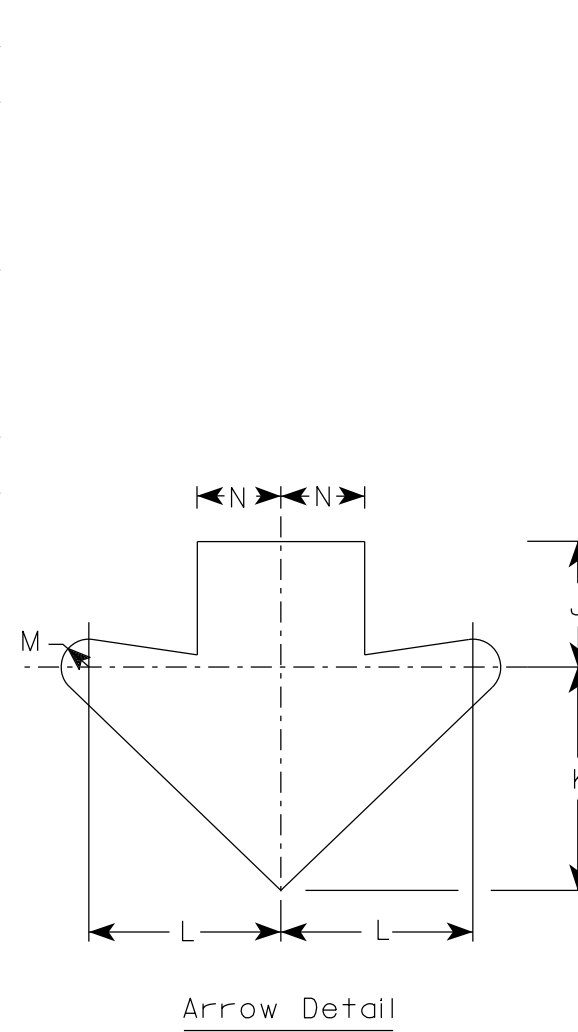
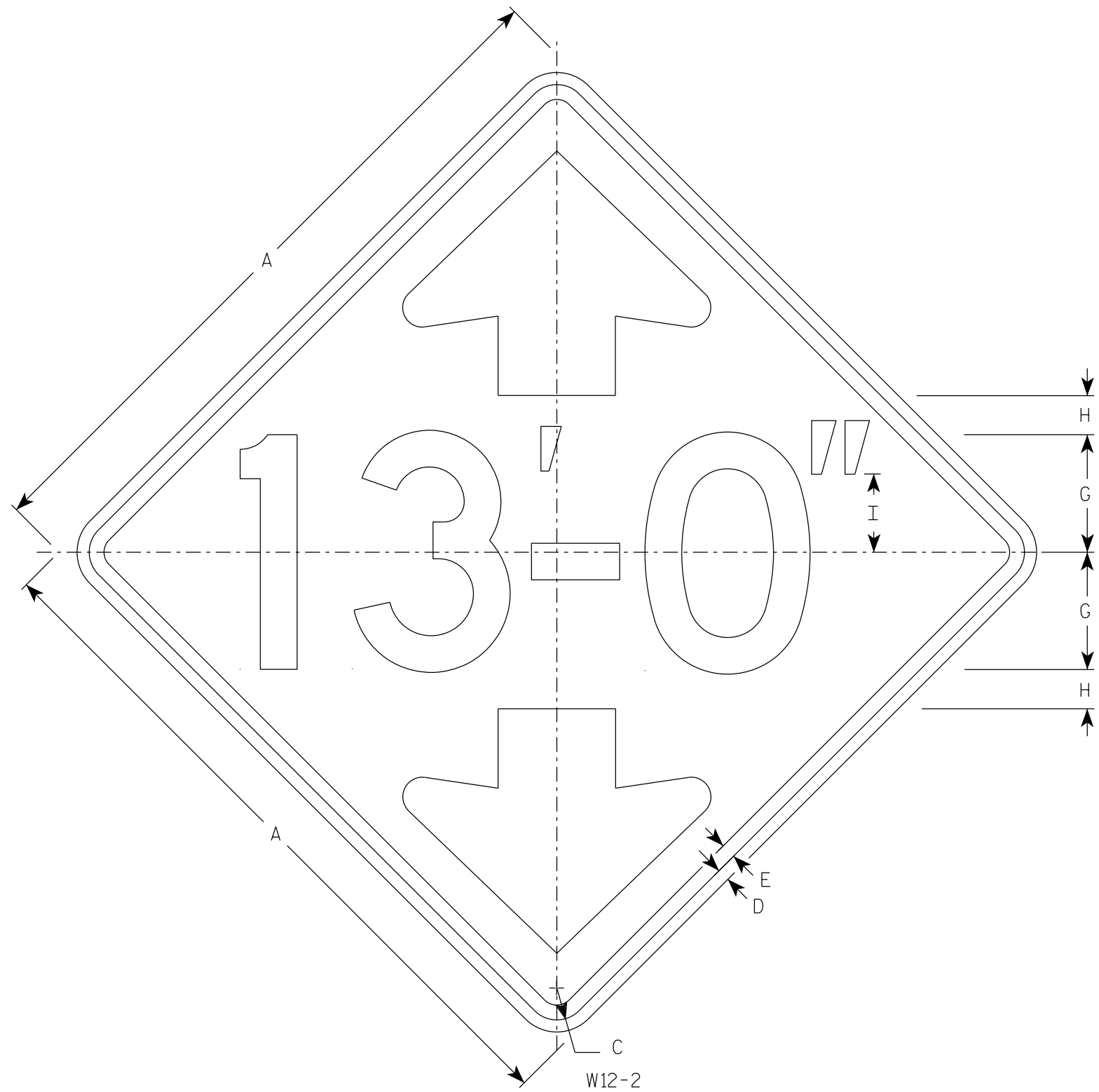


NOTES

1. Sign is Type II - Type F Reflective
2. Color:
Background - Yellow
Message - Black
3. Message Series - D
4. Substitute appropriate numerals and optically adjust spacing of numerals, hyphen, foot & inch marks to achieve proper balance.



| SIZE | A | B | C | D | E | F | G | H | I | J | K | L | M | N | O | P | Q | R | S | T | U | V | W | X | Y | Z | Area sq. ft. |
|------|----|---|-------|-----|-----|---|---|-------|-------|-------|--------|-------|-------|-------|-----|-------|-----|-------|-------|---|---|---|---|---|---|---|--------------|
| 1 | 30 | | 1 3/8 | 1/2 | 5/8 | | 5 | 1 5/8 | 3 3/8 | 3 3/4 | 6 5/8 | 5 3/4 | 3/4 | 2 1/2 | 1/2 | 2 1/4 | 90° | 1 | 1 5/8 | | | | | | | | 6.25 |
| 2S | 36 | | 1 5/8 | 5/8 | 3/4 | | 6 | 2 | 4 | 4 1/2 | 8 | 6 7/8 | 1 | 3 | 1/2 | 2 3/4 | 90° | 1 1/4 | 1 7/8 | | | | | | | | 9.00 |
| 2M | 36 | | 1 5/8 | 5/8 | 3/4 | | 6 | 2 | 4 | 4 1/2 | 8 | 6 7/8 | 1 | 3 | 1/2 | 2 3/4 | 90° | 1 1/4 | 1 7/8 | | | | | | | | 9.00 |
| 3 | 36 | | 1 5/8 | 5/8 | 3/4 | | 6 | 2 | 4 | 4 1/2 | 8 | 6 7/8 | 1 | 3 | 1/2 | 2 3/4 | 90° | 1 1/4 | 1 7/8 | | | | | | | | 9.00 |
| 4 | 36 | | 1 5/8 | 5/8 | 3/4 | | 6 | 2 | 4 | 4 1/2 | 8 | 6 7/8 | 1 | 3 | 1/2 | 2 3/4 | 90° | 1 1/4 | 1 7/8 | | | | | | | | 9.00 |
| 5 | 48 | | 2 1/4 | 3/4 | 1 | | 8 | 2 5/8 | 5 1/2 | 5 7/8 | 10 5/8 | 9 1/4 | 1 3/8 | 4 | 5/8 | 3 5/8 | 90° | 1 5/8 | 2 1/2 | | | | | | | | 16.00 |

STANDARD SIGN
W12-2

WISCONSIN DEPT OF TRANSPORTATION

APPROVED *Matthew R. Rauch*
For State Traffic Engineer

DATE 12/06/2021 PLATE NO. W12-2.10

PROJECT NO: _____ HWY: _____ COUNTY: _____ SHEET NO: _____ **E**