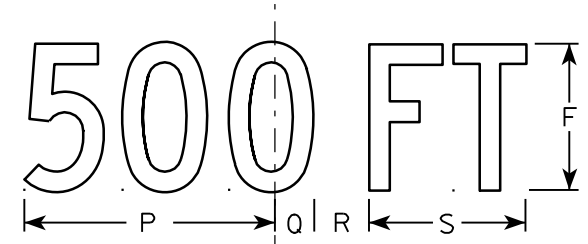
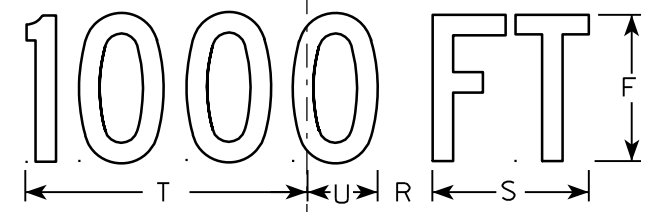


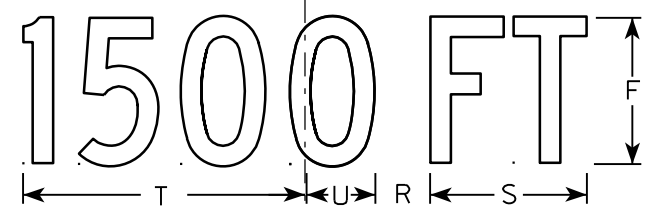
W20-4A



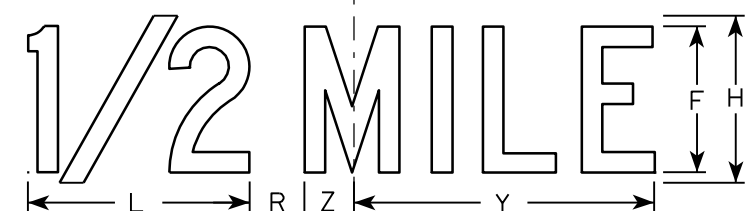
W20-4D



W20-4C



W20-4B



W20-4G



W20-4F

NOTES

1. Sign is Type II - Type F Reflective - reference WIS DOT Standard Specification for HIGHWAY and STRUCTURE CONSTRUCTION latest edition.
2. Color:
Background - Orange
Message - Black
3. Message Series - C
4. Corners may be square or rounded when base material is plywood but borders shall be rounded as shown. When base material is metal, the corners and borders shall be rounded.

7

7

SIZE	A	B	C	D	E	F	G	H	I	J	K	L	M	N	O	P	Q	R	S	T	U	V	W	X	Y	Z	Area sq. ft.
1	36		1 5/8	5/8	3/4	5	2 3/8	6	3 3/4	10 3/8	2 3/8	8	13 1/2	7	8 7/8	9	1 3/8	1 7/8	5 5/8	10 1/8	2 1/2	1 1/8	4 1/2	3 1/2	10 3/4	1 3/4	9.0
2S	48		2 1/4	3/4	1	7	3 1/8	8	5 1/4	14 5/8	3 1/4	10 5/8	17 3/4	9 3/4	12 5/8	12	1 7/8	2 5/8	7 1/2	13 1/2	3 3/8	1 1/2	6	4 5/8	14 3/8	2 3/8	16.0
2M	48		2 1/4	3/4	1	7	3 1/8	8	5 1/4	14 5/8	3 1/4	10 5/8	17 3/4	9 3/4	12 5/8	12	1 7/8	2 5/8	7 1/2	13 1/2	3 3/8	1 1/2	6	4 5/8	14 3/8	2 3/8	16.0
3	48		2 1/4	3/4	1	7	3 1/8	8	5 1/4	14 5/8	3 1/4	10 5/8	17 3/4	9 3/4	12 5/8	12	1 7/8	2 5/8	7 1/2	13 1/2	3 3/8	1 1/2	6	4 5/8	14 3/8	2 3/8	16.0
4	48		2 1/4	3/4	1	7	3 1/8	8	5 1/4	14 5/8	3 1/4	10 5/8	17 3/4	9 3/4	12 5/8	12	1 7/8	2 5/8	7 1/2	13 1/2	3 3/8	1 1/2	6	4 5/8	14 3/8	2 3/8	16.0
5	48		2 1/4	3/4	1	7	3 1/8	8	5 1/4	14 5/8	3 1/4	10 5/8	17 3/4	9 3/4	12 5/8	12	1 7/8	2 5/8	7 1/2	13 1/2	3 3/8	1 1/2	6	4 5/8	14 3/8	2 3/8	16.0

STANDARD SIGN
W20-4A, B, C, D, F & G

WISCONSIN DEPT OF TRANSPORTATION

APPROVED *Matthew R. Rauch*
for State Traffic Engineer

DATE 3/18/11 PLATE NO. W20-4.9

PROJECT NO:

SHEET NO:

E