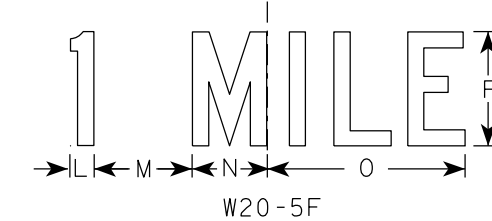
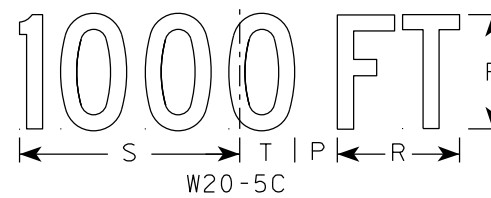
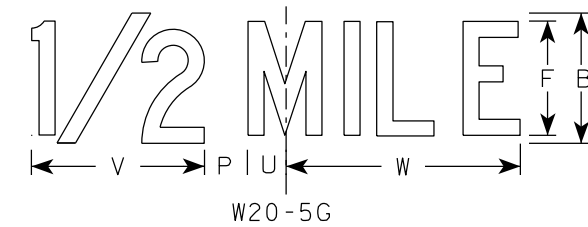
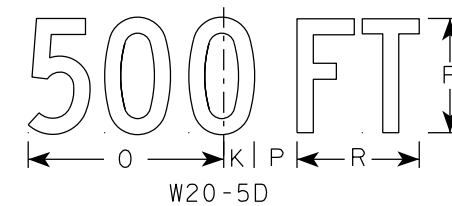
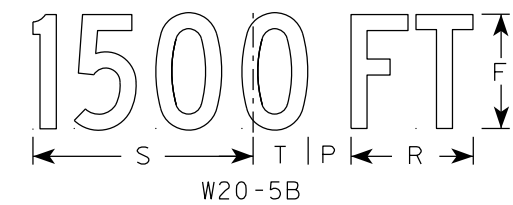
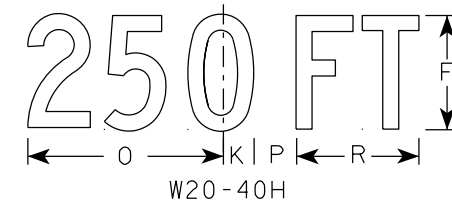
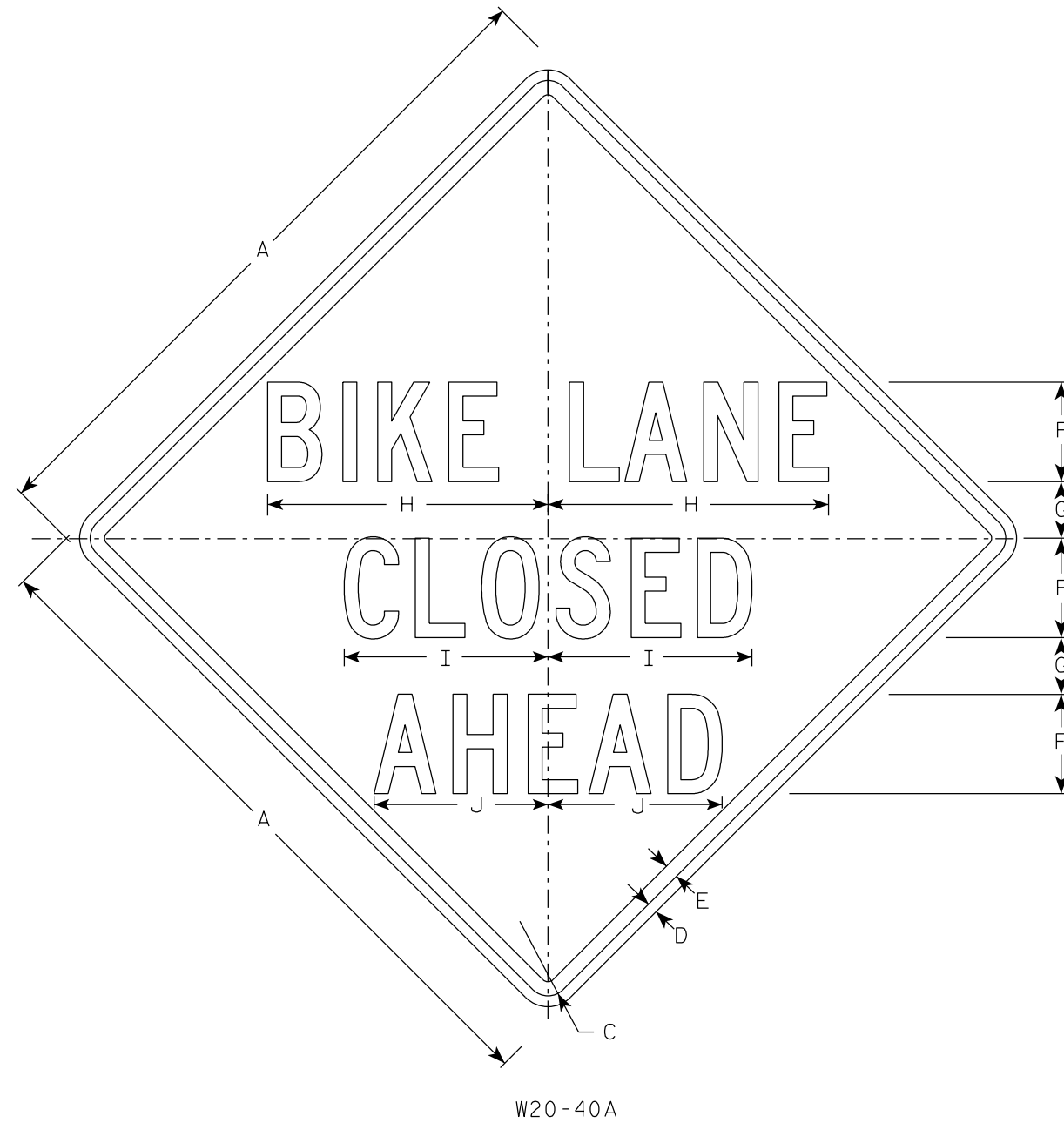


NOTES

1. Sign is Type II - Type F Reflective
2. Color:
Background - Orange
Message - Black
3. Message Series - C
4. Corners may be square or rounded when base material is plywood but borders shall be rounded as shown. When base material is metal, the corners and borders shall be rounded.



SIZE	A	B	C	D	E	F	G	H	I	J	K	L	M	N	O	P	Q	R	S	T	U	V	W	X	Y	Z	Area sq. ft.
1	36	6	1 5/8	5/8	3/4	5	3	14 3/8	10 1/4	8 3/4	1 3/8	1 1/8	4 1/2	3 1/2	9	1 7/8		5 5/8	10 1/8	2 1/2	1 3/4	8	10 1/4			9.0	
2S	48	8	2 1/4	3/4	1	7	4	19 3/4	14 3/8	12 1/2	1 7/8	1 1/2	6	4 5/8	12	2 5/8		7 1/2	13 1/2	3 3/8	2 3/8	10 5/8	14 3/8			16.0	
2M	48	8	2 1/4	3/4	1	7	4	19 3/4	14 3/8	12 1/2	1 7/8	1 1/2	6	4 5/8	12	2 5/8		7 1/2	13 1/2	3 3/8	2 3/8	10 5/8	14 3/8			16.0	
3	48	8	2 1/4	3/4	1	7	4	19 3/4	14 3/8	12 1/2	1 7/8	1 1/2	6	4 5/8	12	2 5/8		7 1/2	13 1/2	3 3/8	2 3/8	10 5/8	14 3/8			16.0	
4	48	8	2 1/4	3/4	1	7	4	19 3/4	14 3/8	12 1/2	1 7/8	1 1/2	6	4 5/8	12	2 5/8		7 1/2	13 1/2	3 3/8	2 3/8	10 5/8	14 3/8			16.0	
5	48	8	2 1/4	3/4	1	7	4	19 3/4	14 3/8	12 1/2	1 7/8	1 1/2	6	4 5/8	12	2 5/8		7 1/2	13 1/2	3 3/8	2 3/8	10 5/8	14 3/8			16.0	

STANDARD SIGN
W20-40A, B, C, D, F, G & H

WISCONSIN DEPT OF TRANSPORTATION

APPROVED *Matthew R Rauch*
For State Traffic Engineer

DATE 3/25/2020 PLATE NO. W20-40.1

PROJECT NO: _____ HWY: _____ COUNTY: _____ SHEET NO: _____ **E**