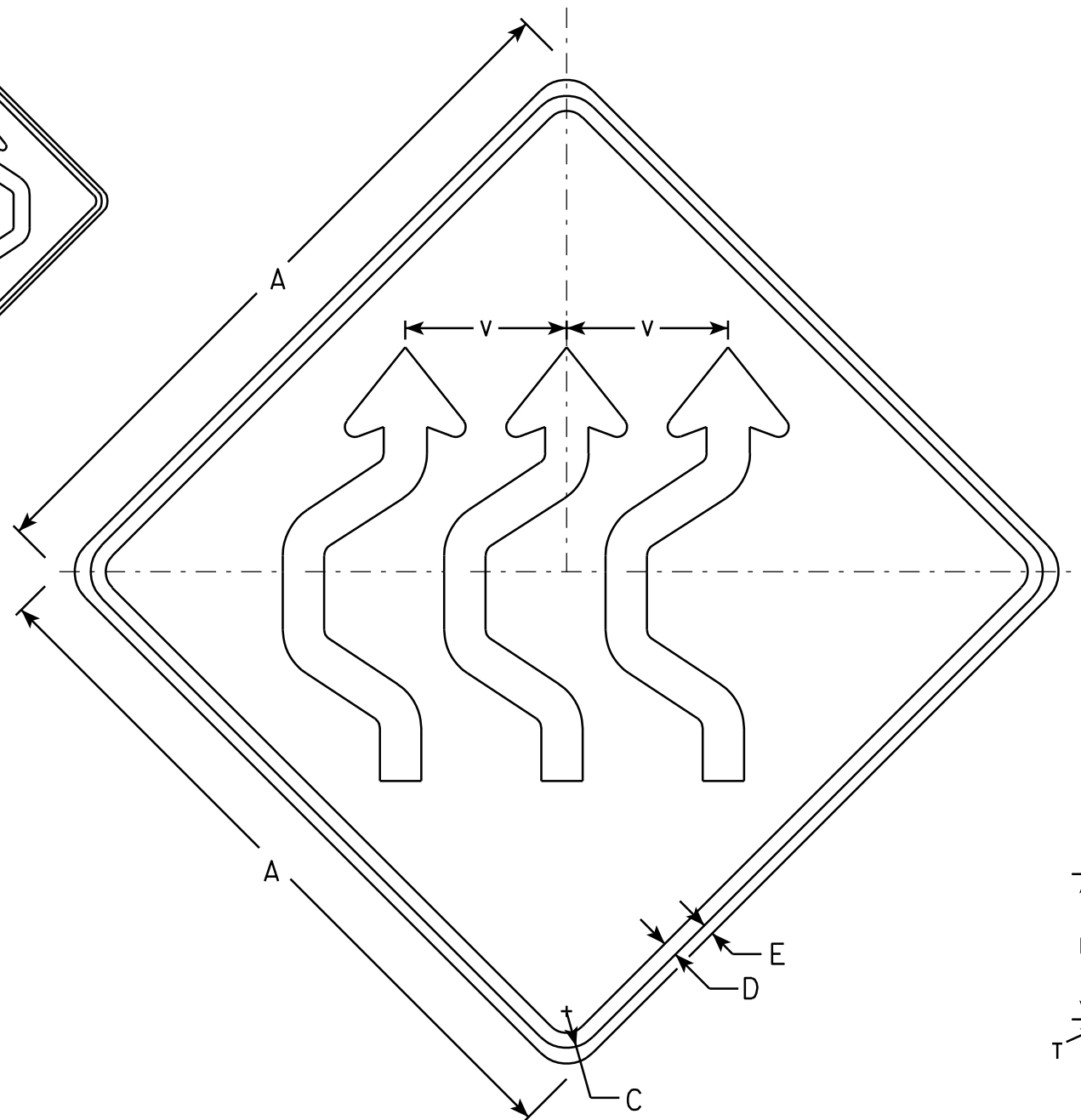
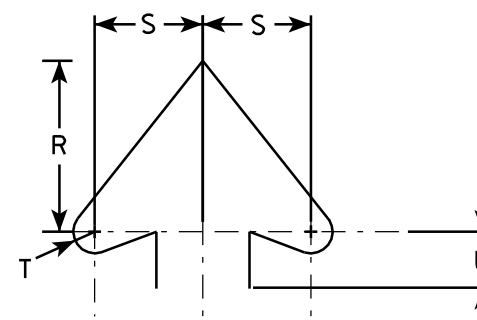


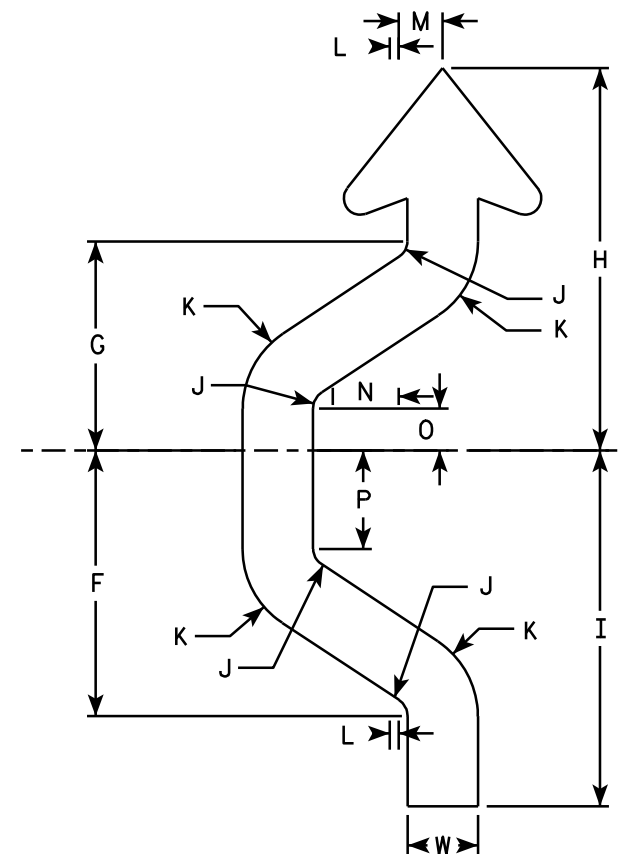
W24-1BR



W24-1BL



Arrow Detail



Arrow Detail

NOTES

1. Sign is Type II - Type F Reflective - reference WIS DOT Standard Specification for HIGHWAY and STRUCTURE CONSTRUCTION latest edition.
2. Color:
Background - Orange
Message - Black
3. Corners may be square or rounded when base material is plywood but borders shall be rounded as shown. When base material is metal, the corners and borders shall be rounded.

7

7

SIZE	A	B	C	D	E	F	G	H	I	J	K	L	M	N	O	P	O	R	S	T	U	V	W	X	Y	Z	Area sq. ft.
1	36		1 3/8	5/8	1/2	7 7/8	6 1/4	11 3/8	10 5/8	1/2	2 5/8	1/4	1 1/4	2	1 1/4	3		4	2 1/2	1/2	1 1/4	8 1/8	2 1/8				9
2S	48		2 1/4	1	3/4	10 1/2	8 1/4	15	14	3/4	3 1/2	3/8	1 3/4	2 5/8	1 5/8	3 7/8		5 3/8	3 3/8	5/8	1 3/4	10 3/4	2 3/4				16
2M	48		2 1/4	1	3/4	10 1/2	8 1/4	15	14	3/4	3 1/2	3/8	1 3/4	2 5/8	1 5/8	3 7/8		5 3/8	3 3/8	5/8	1 3/4	10 3/4	2 3/4				16
3	48		2 1/4	1	3/4	10 1/2	8 1/4	15	14	3/4	3 1/2	3/8	1 3/4	2 5/8	1 5/8	3 7/8		5 3/8	3 3/8	5/8	1 3/4	10 3/4	2 3/4				16
4	48		2 1/4	1	3/4	10 1/2	8 1/4	15	14	3/4	3 1/2	3/8	1 3/4	2 5/8	1 5/8	3 7/8		5 3/8	3 3/8	5/8	1 3/4	10 3/4	2 3/4				16
5	48		2 1/4	1	3/4	10 1/2	8 1/4	15	14	3/4	3 1/2	3/8	1 3/4	2 5/8	1 5/8	3 7/8		5 3/8	3 3/8	5/8	1 3/4	10 3/4	2 3/4				16

STANDARD SIGN
W24-1BL

WISCONSIN DEPT OF TRANSPORTATION

APPROVED *Matthew R. Rauch*
for State Traffic Engineer

DATE 3/21/11 PLATE NO. W24-1BL.2

PROJECT NO: _____ HWY: _____ COUNTY: _____ SHEET NO: _____ E