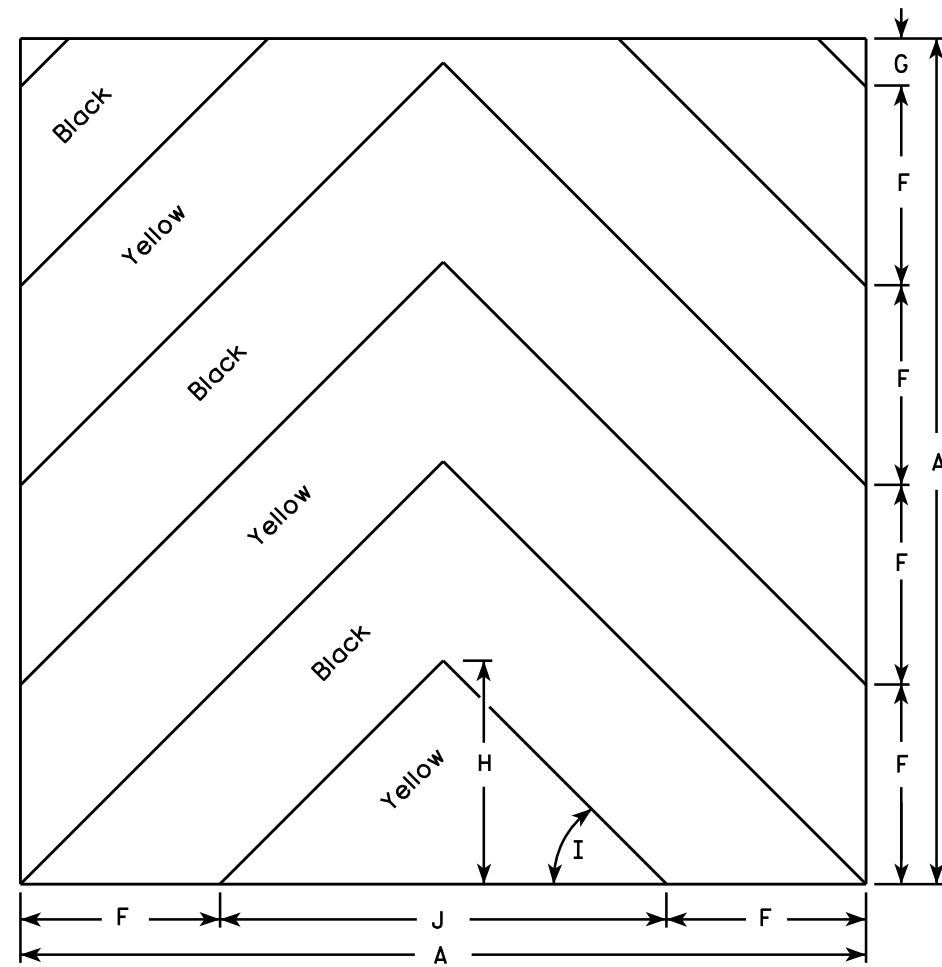
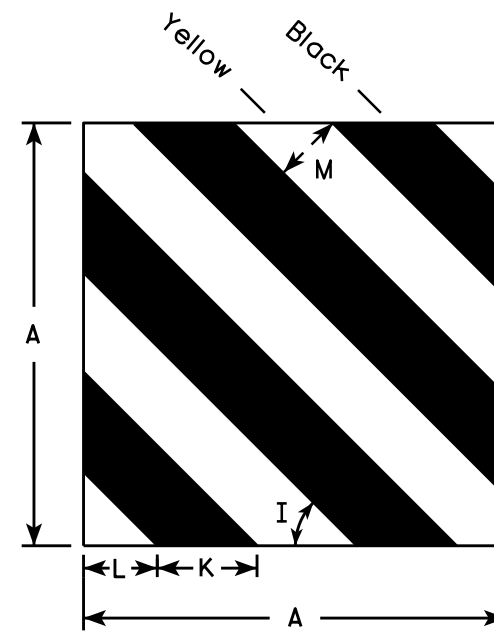


NOTES

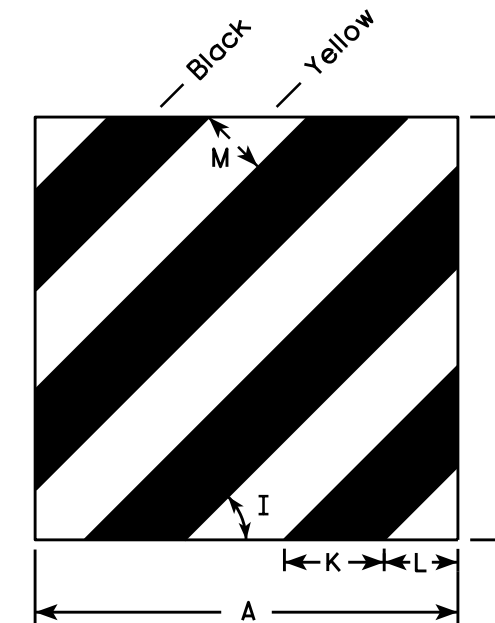
1. Sign is Type II - Type F Reflective - reference WIS DOT Standard Specification for HIGHWAY and STRUCTURE CONSTRUCTION latest edition.
2. Color:  
Background - Yellow  
Message - Black
3. Sign shall be a sheeting overlay no aluminum base material
4. Overall sign size varies depending upon manufacturer of crash cushion.



W5-58D



W5-58L



W5-58R

SIZE	A	B	C	D	E	F	G	H	I	J	K	L	M	N	O	P	Q	R	S	T	U	V	W	X	Y	Z	Area sq. ft.
1																											
2	VARIES					8 1/2	2	9 1/2	45°	19	8 1/2	6 1/4	6														VARIES
2M	VARIES					8 1/2	2	9 1/2	45°	19	8 1/2	6 1/4	6														VARIES
3																											
4																											
5																											

**STANDARD SIGN**  
W5-58D & W5-58L&R

WISCONSIN DEPT OF TRANSPORTATION

APPROVED *Matthew R. Rauch*  
for State Traffic Engineer

DATE 9/30/13 PLATE NO. W5-58.9

PROJECT NO: \_\_\_\_\_ HWY: \_\_\_\_\_ COUNTY: \_\_\_\_\_ SHEET NO: **E**