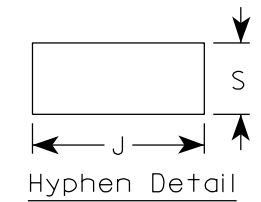
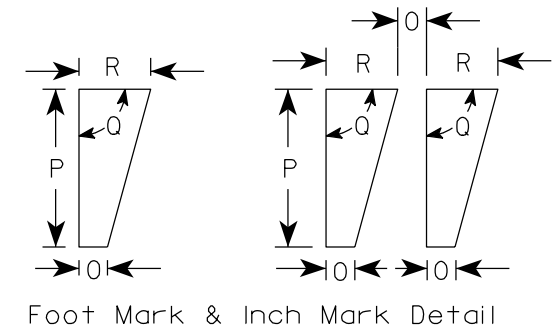
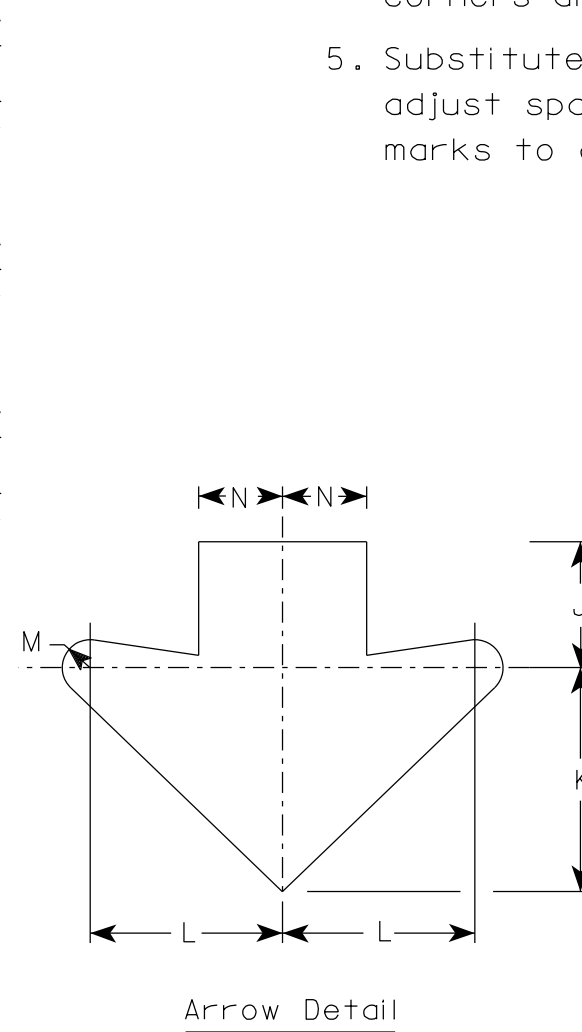


NOTES

1. Sign is Type II - Type F Reflective
2. Color:
Background - Orange
Message - Black
3. Message Series - D
4. Corners may be square or rounded when base material is plywood but borders shall be rounded as shown. When base material is metal, the corners and borders shall be rounded.
5. Substitute appropriate numerals and optically adjust spacing of numerals, hyphen, foot & inch marks to achieve proper balance.



SIZE	A	B	C	D	E	F	G	H	I	J	K	L	M	N	O	P	Q	R	S	T	U	V	W	X	Y	Z	Area sq. ft.
1	36		1 5/8	5/8	3/4		6	2	4	4 1/2	8	6 7/8	1	3	1/2	2 3/4	90°	1 1/4	1 7/8								9.00
2S	48		2 1/4	3/4	1		8	2 5/8	5 1/2	5 7/8	10 5/8	9 1/4	1 3/8	4	5/8	3 5/8	90°	1 5/8	2 1/2								16.00
2M	48		2 1/4	3/4	1		8	2 5/8	5 1/2	5 7/8	10 5/8	9 1/4	1 3/8	4	5/8	3 5/8	90°	1 5/8	2 1/2								16.00
3	48		2 1/4	3/4	1		8	2 5/8	5 1/2	5 7/8	10 5/8	9 1/4	1 3/8	4	5/8	3 5/8	90°	1 5/8	2 1/2								16.00
4	48		2 1/4	3/4	1		8	2 5/8	5 1/2	5 7/8	10 5/8	9 1/4	1 3/8	4	5/8	3 5/8	90°	1 5/8	2 1/2								16.00
5	48		2 1/4	3/4	1		8	2 5/8	5 1/2	5 7/8	10 5/8	9 1/4	1 3/8	4	5/8	3 5/8	90°	1 5/8	2 1/2								16.00

STANDARD SIGN
W012-2

WISCONSIN DEPT OF TRANSPORTATION

APPROVED *Matthew R. Rauch*
For State Traffic Engineer

DATE 12/06/2021 PLATE NO. W012-2.1