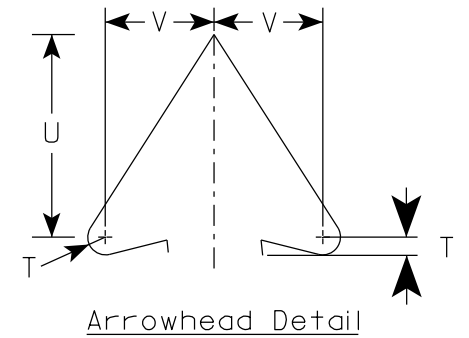
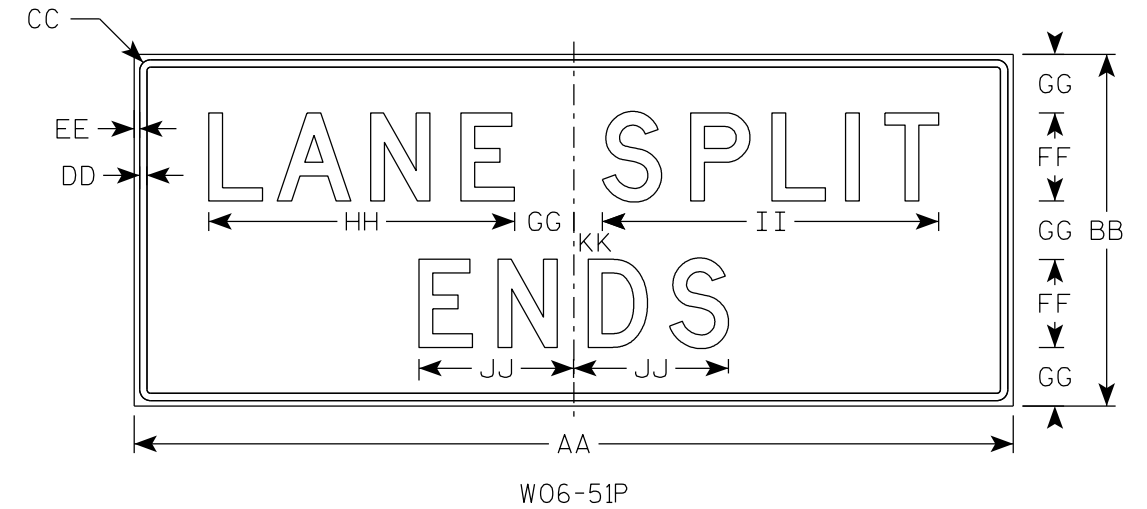
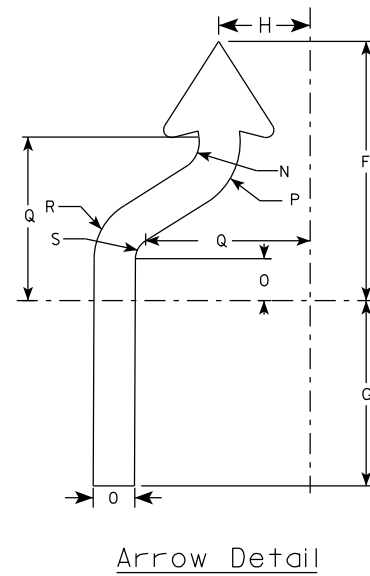
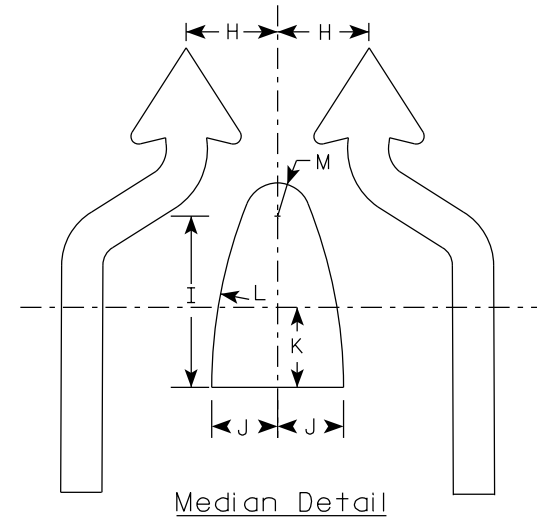
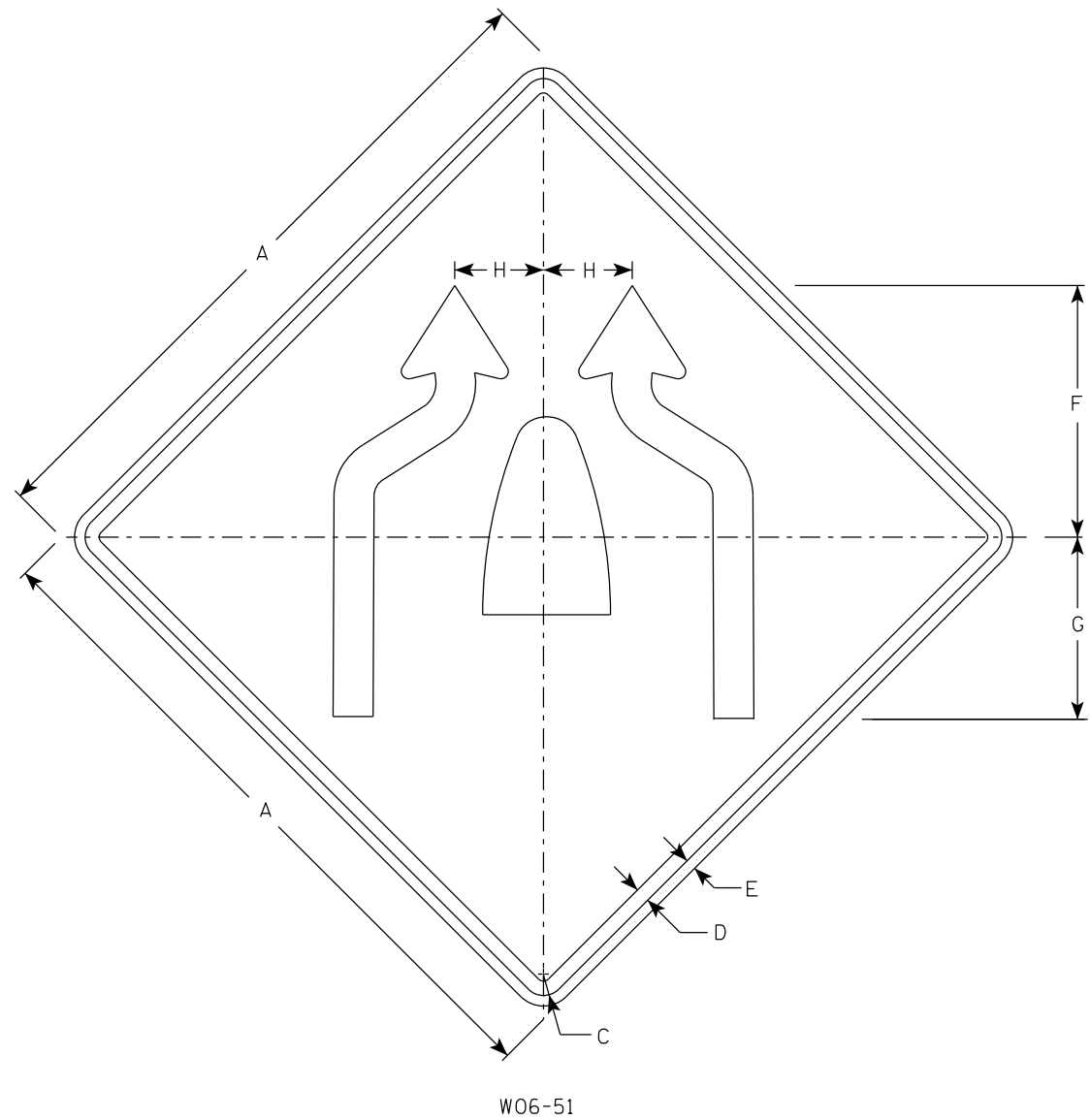


NOTES

1. Sign is Type II - Type F Reflective
2. Color:
Background - Orange
Message - Black
3. Message Series - D
4. Corners may be square or rounded when base material is plywood but borders shall be rounded as shown. When base material is metal, the corners and borders shall be rounded.



7

7

SIZE	A	B	C	D	E	F	G	H	I	J	K	L	M	N	O	P	Q	R	S	T	U	V	W	X	Y	Z	SP-1 Area sq. ft.	SP-2 Area sq. ft.
1																												
2S	48		2 1/4	1	3/4	17 3/4	12 7/8	6 1/4	11 3/4	4 1/2	5 1/2	33 3/4	2 1/4	2 1/8	2 3/4	4 3/4	11 1/4	4 1/4	1 3/8	1/2	5 3/4	3 1/4					16.0	10.0
2M	48		2 1/4	1	3/4	17 3/4	12 7/8	6 1/4	11 3/4	4 1/2	5 1/2	33 3/4	2 1/4	2 1/8	2 3/4	4 3/4	11 1/4	4 1/4	1 3/8	1/2	5 3/4	3 1/4					16.0	10.0
3	48		2 1/4	1	3/4	17 3/4	12 7/8	6 1/4	11 3/4	4 1/2	5 1/2	33 3/4	2 1/4	2 1/8	2 3/4	4 3/4	11 1/4	4 1/4	1 3/8	1/2	5 3/4	3 1/4					16.0	10.0
4	48		2 1/4	1	3/4	17 3/4	12 7/8	6 1/4	11 3/4	4 1/2	5 1/2	33 3/4	2 1/4	2 1/8	2 3/4	4 3/4	11 1/4	4 1/4	1 3/8	1/2	5 3/4	3 1/4					16.0	10.0
5	48		2 1/4	1	3/4	17 3/4	12 7/8	6 1/4	11 3/4	4 1/2	5 1/2	33 3/4	2 1/4	2 1/8	2 3/4	4 3/4	11 1/4	4 1/4	1 3/8	1/2	5 3/4	3 1/4					16.0	10.0

SIZE	AA	BB	CC	DD	EE	FF	GG	HH	II	JJ	KK	LL	MM	NN	OO	PP	OO	RR	SS	TT	UU	VV	WW	XX	YY	ZZ
1																										
2S	60	24	1 1/8	1/2	3/8	6	4	20 7/8	22 7/8	10 1/2	2															
2M	60	24	1 1/8	1/2	3/8	6	4	20 7/8	22 7/8	10 1/2	2															
3	60	24	1 1/8	1/2	3/8	6	4	20 7/8	22 7/8	10 1/2	2															
4	60	24	1 1/8	1/2	3/8	6	4	20 7/8	22 7/8	10 1/2	2															
5	60	24	1 1/8	1/2	3/8	6	4	20 7/8	22 7/8	10 1/2	2															

STANDARD SIGN
W06-51

WISCONSIN DEPT OF TRANSPORTATION

APPROVED *Matthew R Rauch*
for State Traffic Engineer

DATE 9/20/2021 PLATE NO. W06-51.1