

HIGHWAY WORK PROPOSAL

Wisconsin Department of Transportation
DT1502 01/2020 s.66.0901(7) Wis. Stats

Proposal Number: **018**

<u>COUNTY</u>	<u>STATE PROJECT</u>	<u>FEDERAL</u>	<u>PROJECT DESCRIPTION</u>	<u>HIGHWAY</u>
Milwaukee	1100-17-76	WISC 2022300	Milwaukee - Fond Du Lac; Good Hope Rd To Waukesha Co Ln	IH 041

ADDENDUM REQUIRED ATTACHED AT BACK

This proposal, submitted by the undersigned bidder to the Wisconsin Department of Transportation, is in accordance with the advertised request for proposals. The bidder is to furnish and deliver all materials, and to perform all work for the improvement of the designated project in the time specified, in accordance with the appended Proposal Requirements and Conditions.

Proposal Guaranty Required: \$75,000.00 Payable to: Wisconsin Department of Transportation	Attach Proposal Guaranty on back of this PAGE.
Bid Submittal Date: April 12, 2022 Time (Local Time): 11:00 am	Firm Name, Address, City, State, Zip Code
Contract Completion Time October 15, 2022	SAMPLE NOT FOR BIDDING PURPOSES This contract is exempt from federal oversight.
Assigned Disadvantaged Business Enterprise Goal 12%	

This certifies that the undersigned bidder, duly sworn, is an authorized representative of the firm named above; that the bidder has examined and carefully prepared the bid from the plans, Highway Work Proposal, and all addenda, and has checked the same in detail before submitting this proposal or bid; and that the bidder or agents, officer, or employees have not, either directly or indirectly, entered into any agreement, participated in any collusion, or otherwise taken any action in restraint of free competitive bidding in connection with this proposal bid.

Do not sign, notarize, or submit this Highway Work Proposal when submitting an electronic bid on the Internet.

Subscribed and sworn to before me this date _____

(Signature, Notary Public, State of Wisconsin)

(Bidder Signature)

(Print or Type Name, Notary Public, State Wisconsin)

(Print or Type Bidder Name)

(Date Commission Expires)

(Bidder Title)

Notary Seal

Type of Work: Mill, Continuous Diamond Grinding, Grade, Base, Concrete Pavement, Asphalt Pavement, Signals, FTMS, Signing, Pavement Marking	For Department Use Only
Notice of Award Dated	Date Guaranty Returned

**PLEASE ATTACH
PROPOSAL GUARANTY HERE**

Effective with November 2007 Letting

PROPOSAL REQUIREMENTS AND CONDITIONS

The bidder, signing and submitting this proposal, agrees and declares as a condition thereof, to be bound by the following conditions and requirements.

If the bidder has a corporate relationship with the proposal design engineering company, the bidder declares that it did not obtain any facts, data, or other information related to this proposal from the design engineering company that was not available to all bidders.

The bidder declares that they have carefully examined the site of, and the proposal, plans, specifications and contract forms for the work contemplated, and it is assumed that the bidder has investigated and is satisfied as to the conditions to be encountered, as to the character, quality, and quantities of work to be performed and materials to be furnished, and as to the requirements of the specifications, special provisions and contract. It is mutually agreed that submission of a proposal shall be considered conclusive evidence that the bidder has made such examination.

The bidder submits herewith a proposal guaranty in proper form and amount payable to the party as designated in the advertisement inviting proposals, to be retained by and become the property of the owner of the work in the event the undersigned shall fail to execute the contract and contract bond and return the same to the office of the engineer within fourteen (14) days after having been notified in writing to do so; otherwise to be returned.

The bidder declares that they understand that the estimate of quantities in the attached schedule is approximate only and that the attached quantities may be greater or less in accordance with the specifications.

The bidder agrees to perform the said work, for and in consideration of the payment of the amount becoming due on account of work performed, according to the unit prices bid in the following schedule, and to accept such amounts in full payment of said work.

The bidder declares that all of the said work will be performed at their own proper cost and expense, that they will furnish all necessary materials, labor, tools, machinery, apparatus, and other means of construction in the manner provided in the applicable specifications and the approved plans for the work together with all standard and special designs that may be designed on such plans, and the special provisions in the contract of which this proposal will become a part, if and when accepted. The bidder further agrees that the applicable specifications and all plans and working drawings are made a part hereof, as fully and completely as if attached hereto.

The bidder, if awarded the contract, agrees to begin the work not later than ten (10) days after the date of written notification from the engineer to do so, unless otherwise stipulated in the special provisions.

The bidder declares that if they are awarded the contract, they will execute the contract agreement and begin and complete the work within the time named herein, and they will file a good and sufficient surety bond for the amount of the contract for performance and also for the full amount of the contract for payment.

The bidder, if awarded the contract, shall pay all claims as required by Section 779.14, Statutes of Wisconsin, and shall be subject to and discharge all liabilities for injuries pursuant to Chapter 102 of the Statutes of Wisconsin, and all acts amendatory thereto. They shall further be responsible for any damages to property or injury to persons occurring through their own negligence or that of their employees or agents, incident to the performance of work under this contract, pursuant to the Standard Specifications for Road and Bridge Construction applicable to this contract.

In connection with the performance of work under this contract, the contractor agrees to comply with all applicable state and federal statutes relating to non-discrimination in employment. No otherwise qualified person shall be excluded from employment or otherwise be subject to discrimination in employment in any manner on the basis of age, race, religion, color, gender, national origin or ancestry, disability, arrest or conviction record (in keeping with s.111.32), sexual orientation, marital status, membership in the military reserve, honesty testing, genetic testing, and outside use of lawful products. This provision shall include, but not be limited to the following: employment, upgrading, demotion or transfer; recruitment or recruitment advertising; layoff or termination; rates of pay or other forms of compensation, and selection for training, including apprenticeship. The contractor further agrees to ensure equal opportunity in employment to all applicants and employees and to take affirmative action to attain a representative workforce.

The contractor agrees to post notices and posters setting forth the provisions of the nondiscrimination clause, in a conspicuous and easily accessible place, available for employees and applicants for employment.

If a state public official (section 19.42, Stats.) or an organization in which a state public official holds at least a 10% interest is a party to this agreement, this contract is voidable by the state unless appropriate disclosure is made to the State of Wisconsin Ethics Board.

Effective with August 2015 Letting

BID PREPARATION

Preparing the Proposal Schedule of Items

A General

- (1) Obtain bidding proposals as specified in section 102 of the standard specifications prior to 11:45 AM of the last business day preceding the letting. Submit bidding proposals using one of the following methods:
 1. Electronic bid on the internet.
 2. Electronic bid on a printout with accompanying diskette or CD ROM.
 3. Paper bid under a waiver of the electronic submittal requirements.

- (2) Bids submitted on a printout with accompanying diskette or CD ROM or paper bids submitted under a waiver of the electronic submittal requirements govern over bids submitted on the internet.

- (3) The department will provide bidding information through the department's web site at:
<https://wisconsindot.gov/Pages/doing-bus/contractors/hcci/bid-let.aspx>

The contractor is responsible for reviewing this web site for general notices as well as information regarding proposals in each letting. The department will also post special notices of all addenda to each proposal through this web site no later than 4:00 PM local time on the Thursday before the letting. Check the department's web site after 5:00 PM local time on the Thursday before the letting to ensure all addenda have been accounted for before preparing the bid. When bidding using methods 1 and 2 above, check the Bid Express™ on-line bidding exchange at <http://www.bidx.com/> after 5:00 PM local time on the Thursday before the letting to ensure that the latest schedule of items Expedite file (*.ebs or *.00x) is used to submit the final bid.

- (4) Interested parties can subscribe to the Bid Express™ on-line bidding exchange by following the instructions provided at the www.bidx.com web site or by contacting:

Info Tech Inc.
5700 SW 34th Street, Suite 1235
Gainesville, FL 32608-5371
email: <mailto:customer.support@bidx.com>

- (5) The department will address equipment and process failures, if the bidder can demonstrate that those failures were beyond their control.
- (6) Contractors are responsible for checking on the issuance of addenda and for obtaining the addenda. Notice of issuance of addenda is posted on the department's web site at:
<https://wisconsindot.gov/Pages/doing-bus/contractors/hcci/bid-let.aspx>

or by calling the department at (608) 266-1631. Addenda can ONLY be obtained from the departments web site listed above or by picking up the addenda at the Bureau of Highway Construction, 4th floor, 4822 Madison Yards Way, Madison, WI, during regular business hours.

- (7) Addenda posted after 5:00 PM on the Thursday before the letting will be emailed to the eligible bidders for that proposal. All eligible bidders shall acknowledge receipt of the addenda whether they are bidding on the proposal or not. Not acknowledging receipt may jeopardize the awarding of the project.

B Submitting Electronic Bids

B.1 On the Internet

- (1) Do the following before submitting the bid:
 1. Have a properly executed annual bid bond on file with the department.

2. Have a digital ID on file with and enabled by Info Tech Inc. Using this digital ID will constitute the bidder's signature for proper execution of the bidding proposal.
- (2) In lieu of preparing, delivering, and submitting the proposal as specified in 102.6 and 102.9 of the standard specifications, submit the proposal on the internet as follows:
 1. Download the latest schedule of items reflecting all addenda from the Bid Express™ web site.
 2. Use Expedite™ software to enter a unit price for every item in the schedule of items.
 3. Submit the bid according to the requirements of Expedite™ software and the Bid Express™ web site. Do not submit a bid on a printout with accompanying diskette or CD ROM or a paper bid. If the bidder does submit a bid on a printout with accompanying diskette or a paper bid in addition to the internet submittal, the department will disregard the internet bid.
 4. Submit the bid before the hour and date the Notice to Contractors designates.
 5. Do not sign, notarize, and return the bidding proposal described in 102.2 of the standard specifications.
- (3) The department will not consider the bid accepted until the hour and date the Notice to Contractors designates.

B.2 On a Printout with Accompanying Diskette or CD ROM

- (1) Download the latest schedule of items from the Wisconsin pages of the Bid Express™ web site reflecting the latest addenda posted on the department's web site at:
<https://wisconsindot.gov/Pages/doing-bus/contractors/hcci/bid-let.aspx>
Use Expedite™ software to prepare and print the schedule of items. Provide a valid amount for all price fields. Follow instructions and review the help screens provided on the Bid Express™ web site to assure that the schedule of items is prepared properly.
- (2) Staple an 8 1/2 by 11 inch printout of the Expedite™ generated schedule of items to the other proposal documents submitted to the department as a part of the bidder's sealed bid. As a separate submittal, not in the sealed bid envelop but due at the same time and place as the sealed bid, also provide the Expedite™ generated schedule of items on a 3 1/2 inch computer diskette or CD ROM. Label each diskette or CD ROM with the bidder's name, the 4 character department-assigned bidder identification code from the top of the bidding proposal, and a list of the proposal numbers included on that diskette or CD ROM as indicated in the following example:

Bidder Name

BN00

Proposals: 1, 12, 14, & 22

- (3) If bidding on more than one proposal in the letting, the bidder may include all proposals for that letting on one diskette or CD ROM. Include only submitted proposals with no incomplete or other files on the diskette or CD ROM.
- (4) The bidder-submitted printout of the Expedite™ generated schedule of items is the governing contract document and must conform to the requirements of section 102 of the standard specifications. If a printout needs to be altered, cross out the printed information with ink or typewriter and enter the new information and initial it in ink. If there is a discrepancy between the printout and the diskette or CD ROM, the department will analyze the bid using the printout information.
- (5) In addition to the reasons specified in section 102 of the standard specifications, proposals are irregular and the department may reject them for one or more of the following:
 1. The check code printed on the bottom of the printout of the Expedite™ generated schedule of items is not the same on each page.
 2. The check code printed on the printout of the Expedite™ generated schedule of items is not the same as the check code for that proposal provided on the diskette or CD ROM.

3. The diskette or CD ROM is not submitted at the time and place the department designates.

C Waiver of Electronic Submittal

- (1) The bidder may request a waiver of the electronic submittal requirements. Submit a written request for a waiver in lieu of bids submitted on the internet or on a printout with accompanying diskette or CD ROM. Use the waiver that was included with the paper bid document sent to the bidder or type up a waiver on the bidder's letterhead. The department will waive the electronic submittal requirements for a bidding entity (individual, partnership, joint venture, corporation, or limited liability company) for up to 4 individual proposals in a calendar year. The department may allow additional waivers for equipment malfunctions.
- (2) Submit a schedule of items on paper conforming to section 102 of the standard specifications. The department charges the bidder a \$75 administrative fee per proposal, payable at the time and place the department designates for receiving bids, to cover the costs of data entry. The department will accept a check or money order payable to: "Wisconsin, Dept. of Transportation."
- (3) In addition to the reasons specified in section 102 of the standard specifications, proposals are irregular and the department may reject them for one or more of the following:
 1. The bidder fails to provide the written request for waiver of the electronic submittal requirements.
 2. The bidder fails to pay the \$75 administrative fee before the time the department designates for the opening of bids unless the bidder requests on the waiver that they be billed for the \$75.
 3. The bidder exceeds 4 waivers of electronic submittal requirements within a calendar year.
- (4) In addition to the reasons specified in section 102 of the standard specifications, the department may refuse to issue bidding proposals for future contracts to a bidding entity that owes the department administrative fees for a waiver of electronic submittal requirements.

PROPOSAL BID BOND

DT1303 1/2006

Wisconsin Department of Transportation

Proposal Number	Project Number	Letting Date
Name of Principal		
Name of Surety	State in Which Surety is Organized	

We, the above-named Principal and the above-named Surety, are held and firmly bound unto the State of Wisconsin in the sum equal to the Proposal Guaranty for the total bid submitted for the payment to be made; we jointly and severally bind ourselves, our heirs, executors, administrators, successors and assigns. The condition of this obligation is that the Principal has submitted a bid proposal to the State of Wisconsin acting through the Department of Transportation for the improvement designated by the Proposal Number and Letting Date indicated above.

If the Principal is awarded the contract and, within the time and manner required by law after the prescribed forms are presented for signature, enters into a written contract in accordance with the bid, and files the bond with the Department of Transportation to guarantee faithful performance and payment for labor and materials, as required by law, or if the Department of Transportation shall reject all bids for the work described, then this obligation shall be null and void; otherwise, it shall be and remain in full force and effect. In the event of failure of the Principal to enter into the contract or give the specified bond, the Principal shall pay to the Department of Transportation **within 10 business days of demand** a total equal to the Proposal Guaranty as liquidated damages; the liability of the Surety continues for the full amount of the obligation as stated until the obligation is paid in full.

The Surety, for value received, agrees that the obligations of it and its bond shall not be impaired or affected by any extension of time within which the Department of Transportation may accept the bid; and the Surety does waive notice of any such extension.

IN WITNESS, the Principal and Surety have agreed and have signed by their proper officers and have caused their corporate seals to be affixed this date: **(DATE MUST BE ENTERED)**

PRINCIPAL

(Company Name) **(Affix Corporate Seal)**

(Signature and Title)

(Company Name)

(Signature and Title)

(Company Name)

(Signature and Title)

(Company Name)

(Signature and Title)

(Name of Surety) **(Affix Seal)**

(Signature of Attorney-in-Fact)

NOTARY FOR PRINCIPAL

NOTARY FOR SURETY

(Date)

(Date)

State of Wisconsin)
) ss.
_____ County)

State of Wisconsin)
) ss.
_____ County)

On the above date, this instrument was acknowledged before me by the named person(s).

On the above date, this instrument was acknowledged before me by the named person(s).

(Signature, Notary Public, State of Wisconsin)

(Signature, Notary Public, State of Wisconsin)

(Print or Type Name, Notary Public, State of Wisconsin)

(Print or Type Name, Notary Public, State of Wisconsin)

(Date Commission Expires)

(Date Commission Expires)

Notary Seal

Notary Seal

IMPORTANT: A certified copy of Power of Attorney of the signatory agent must be attached to the bid bond.

CERTIFICATE OF ANNUAL BID BOND

DT1305 8/2003

Wisconsin Department of Transportation

Time Period Valid (From/To)
Name of Surety
Name of Contractor
Certificate Holder Wisconsin Department of Transportation

This is to certify that an annual bid bond issued by the above-named Surety is currently on file with the Wisconsin Department of Transportation.

This certificate is issued as a matter of information and conveys no rights upon the certificate holder and does not amend, extend or alter the coverage of the annual bid bond.

Cancellation: Should the above policy be cancelled before the expiration date, the issuing surety will give thirty (30) days written notice to the certificate holder indicated above.

(Signature of Authorized Contractor Representative)

(Date)

DECEMBER 2000

**CERTIFICATION REGARDING DEBARMENT, SUSPENSION, AND OTHER
RESPONSIBILITY MATTERS - PRIMARY COVERED TRANSACTIONS**

Instructions for Certification

1. By signing and submitting this proposal, the prospective contractor is providing the certification set out below.
2. The inability of a person to provide the certification required below will not necessarily result in denial of participation in this covered transaction. The prospective contractor shall submit an explanation of why it cannot provide the certification set out below. The certification or explanation will be considered in connection with the department or agency's determination whether to enter into this transaction. However, failure of the prospective contractor to furnish a certification or an explanation shall disqualify such person from participation in this transaction.
3. The certification in this clause is a material representation of fact upon which reliance was placed when the department determined to enter into this transaction. If it is later determined that the contractor knowingly rendered an erroneous certification in addition to other remedies available to the Federal Government the department may terminate this transaction for cause or default.
4. The prospective contractor shall provide immediate written notice to the department to whom this proposal is submitted if at any time the prospective contractor learns that its certification was erroneous when submitted or has become erroneous by reason of changed circumstances.
5. The terms "covered transaction," "debarred," "suspended," "ineligible," "lower tier covered transaction," "participant," "person," "primary covered transaction," "principal," "proposal," and "voluntarily excluded," as used in this clause, have the meanings set out in the Definitions and Coverage sections of the rules implementing Executive Order 12549. You may contact the department to which this proposal is being submitted for assistance in obtaining a copy of those regulations.
6. The prospective contractor agrees by submitting this proposal that, should this contract be entered into, it shall not knowingly enter into any lower tier covered transaction with a person who is debarred, suspended, declared ineligible, or voluntarily excluded from participation in this covered transaction, unless authorized by the department entering into this transaction.
7. The prospective contractor further agrees by submitting this proposal that it will include the clause titled "Certification Regarding Debarment, Suspension, Ineligibility and Voluntary Exclusion-Lower Tier Covered Transaction," which is included as an addendum to PR-1273 - "Required Contract Provisions Federal Aid Construction Contracts," without

modification, in all lower tier covered transactions and in all solicitations for lower tier covered transactions.

8. The contractor may rely upon a certification of a prospective subcontractor/materials supplier that it is not debarred, suspended, ineligible, or voluntarily excluded from the covered transaction, unless it knows that the certification is erroneous. A contractor may decide the method and frequency by which it determines the eligibility of its principals. Each contractor may, but is not required to, check the Disapproval List (telephone # 608/266/1631).
9. Nothing contained in the foregoing shall be construed to require establishment of a system of records in order to render in good faith the certification required by this clause. The knowledge and information of a contractor is not required to exceed that which is normally possessed by a prudent person in the ordinary course of business dealings.
10. Except for transactions authorized under paragraph 6 of these instructions, if a contractor in a covered transaction knowingly enters into a lower tier covered transaction with a person who is suspended, debarred, ineligible or voluntarily excluded from participation in this transaction, in addition to other remedies available to the Federal Government, the department may terminate this transaction for cause or default.

Certification Regarding Debarment, Suspension, and Other Responsibility Matters - Primary Covered Transactions

- (1) The prospective contractor certifies to the best of its knowledge and belief, that it and its principals:
 - (a) Are not presently debarred, suspended, proposed for debarment, declared ineligible, or voluntarily excluded from covered transactions by any Federal department or agency;
 - (b) Have not within a three-year period preceding this proposal been convicted of or had a civil judgment rendered against them for commission of fraud or a criminal offense in connection with obtaining, attempting to obtain, or performing a public (Federal, State or local) transaction or contract under a public transaction; violation of Federal or State antitrust statutes or commission of embezzlement, theft, forgery, bribery, falsification or destruction of records, making false statements or receiving stolen property;
 - (c) Are not presently indicted for or otherwise criminally or civilly charged by a governmental entity (Federal, State or local) with commission of any of the offense enumerated in paragraph (1)(b) of this certification; and
 - (d) Have not within a three-year period preceding this proposal had one or more public transactions (Federal, State or local) terminated for cause or default.
- (2) Where the prospective contractor is unable to certify to any of the statements in this certification, such prospective contractor shall attach an explanation to this proposal.

Special Provisions

Table of Contents

Article	Description	Page #
1.	General.....	3
2.	Scope of Work.....	3
3.	Prosecution and Progress.....	3
4.	Lane Rental Fee Assessment.....	13
5.	Traffic.....	14
6.	Holiday and Special Event Work Restrictions.....	20
7.	Utilities.....	21
8.	Other Contracts.....	22
9.	Hauling Restrictions.....	23
10.	Erosion Control.....	23
11.	Traffic Meetings and Traffic Control Scheduling.....	24
12.	Material and Equipment Staging.....	24
13.	Available Documents.....	24
14.	Contractor Notification.....	24
15.	Contractor Document Submittals.....	25
16.	Maintaining Drainage.....	25
17.	Pavement Breaking Equipment.....	25
18.	Removing Microwave Detector, Item 204.9060.S.2000.....	26
19.	Removing Pole, Item 204.9060.S.2001.....	26
20.	Removing Loop Detector Wire and Lead-in Cable IH 41 NB Ramps & STH 145, Item 204.9060.S.3000.....	27
21.	Select Crushed Material.....	27
22.	High Performance Dowel Bars for Concrete Pavement.....	27
23.	QMP HMA Pavement Nuclear Density.....	28
24.	Cold Patch, Item 495.1000.S.....	31
25.	Adjusting Manhole Covers.....	31
26.	Cover Plates Temporary, Item 611.8120.S.....	32
27.	Water.....	32
28.	Signs Type I and II.....	32
29.	Field Facilities.....	33
30.	Traffic Control.....	33
31.	Covering Signs.....	34
32.	Traffic Control Detour Signs Not in Use.....	34
33.	Nighttime Work Lighting-Stationary.....	34
34.	Truck or Trailer-Mounted Attenuator, Item 643.1055.S.....	35
35.	Traffic Control Interim Lane Closure, Item 643.4100.S.....	36
36.	Grooved Wet Reflective Contrast Epoxy Markings.....	36
37.	Temporary Pavement Marking.....	36

38. General Requirements for Electrical Work..... 37

39. Install Conduit Into Existing Item, Item 652.0700.S..... 37

40. Intelligent Transportation Systems (ITS) – Control of Materials..... 37

41. Intelligent Transportation Systems – General Requirements..... 38

42. Ground Rod, Item SPV.0060.2002..... 41

43. Refocus Side-Fire Vehicle Detector Site, Item SPV.0060.2003..... 42

44. Traffic Control Close-Open Freeway Entrance Ramp, Item SPV.0060.5001..... 42

45. Traffic Control Full Freeway Closure, Item SPV. 0060.5002..... 43

46. Removing Raised Pavement Markers And Filling Voids, Item SPV.0060.5003..... 43

47. Utility Line Opening (ULO), Item SPV.0060.5004..... 44

48. Fastening Sewer Access Covers, Item SPV.0060.5005..... 44

49. Mobilizations Emergency Pavement Repair, Item SPV.0060.5006..... 45

50. Survey Project 1100-17-76 Item SPV.0060.5007..... 45

51. Pavement Cleanup Project 1100-17-76, Item SPV.0075.0001..... 47

52. Foam-Jacking, Item SPV.0085.0001..... 48

53. Sealing Cracks and Joints with Hot-Applied Sealant, Item SPV.0085.0002..... 50

STSP'S Revised July 8, 2021

SPECIAL PROVISIONS

1. General.

Perform the work under this construction contract for Project 1100-17-76, Milwaukee – Fond du Lac, Good Hope Rd to Waukesha County Line, IH 41, Milwaukee County, Wisconsin as the plans show and execute the work as specified in the State of Wisconsin, Department of Transportation, Standard Specifications for Highway and Structure Construction, 2022 Edition, as published by the department, and these special provisions.

If all or a portion of the plans and special provisions are developed in the SI metric system and the schedule of prices is developed in the US standard measure system, the department will pay for the work as bid in the US standard system.

100-005 (20210708)

2. Scope of Work.

The work under this contract shall consist of removing concrete pavement, removing asphaltic surface milling, select crushed material, base aggregate dense 1 ¼-inch, concrete pavement HES 8-inch, concrete pavement repair SHES, concrete pavement replacement SHES, continuous diamond grinding concrete pavement, HMA pavement, foam jacking bridge approach slabs, permanent signing and pavement marking, traffic signals, erosion control, and traffic control for mainline IH 41/USH 45 and associated ramps, and all incidental items necessary to complete the work as shown on the plans and included in the proposal and contract.

104-005 (20090901)

3. Prosecution and Progress.

Begin work within 10 calendar days after the engineer issues a written notice to do so.

Provide the start date to the engineer in writing within a month after executing the contract but at least 14 calendar days before the preconstruction conference. Upon approval, the engineer will issue the notice to proceed within 10 calendar days before the approved start date.

To revise the start date, submit a written request to the engineer at least two weeks before the intended start date. The engineer will approve or deny that request based on the conditions cited in the request and its effect on the department's scheduled resources.

The contract time for completion is based on an expedited work schedule and may require extraordinary forces and equipment.

Indicate on the proposed schedule of operations that a large force and adequate equipment will be needed to assure that the work will be completed within the established contract time.

Be advised that to complete construction, there may be multiple mobilizations and/or remobilizations due to work in multiple locations along the corridor and due to coordination with adjacent projects such as the IH-41 (project #1100-01-77), WIS 145 (projects #1360-11-70, #1360-12-70, #1360-15-70), and Various Highways (project #1360-17-70). Additional payment will not be made, by the department, for additional mobilizations.

Interim Completion of Work

IH 41/USH 45 NB Off-ramp to 124th Street

Complete construction on IH 41/USH 45 NB Off-ramp to 124th Street to the stage necessary to fully reopen it to traffic during all times (peak hours, off-peak hours and nighttime hours) within 14 calendar days of the closure date. Once traffic is reopened, any remaining ramp work can be completed during night-time hours.

If the contractor fails to complete the work on IH 41/USH 45 NB Off-ramp to 124th Street, necessary to fully reopen it to traffic within 14 calendar days of the closure date, the department will assess the contractor \$7,000 in interim liquidated damages for each calendar day that the work remains incomplete and the ramp is not open to traffic. An entire calendar day will be charged for any period of time within a calendar day that the facility remains incomplete beyond 12:01 AM.

If contract time expires prior to completing all work specified in the contract, additional liquidated damages will be affixed according to standard spec 108.11.

Schedule of Operations

Contractor can work on Northbound and Southbound simultaneously. Do not move to the next stage until all work in the current stage or substage is completed or as approved by the engineer.

The department anticipates that the schedule for each stage shall be as follows:

NORTHBOUND IH 41/USH 45 Mainline and Ramps

- Stage 1A, 2A1, 2A2, and 3A construction is from approximately 105+00 to 125+00.
- Stage 1B, 2B1, 2B2, and 3B construction is from approximately 125+00 to 145+00.
- Stage 1C, 2C1, 2C2, and 3C construction is from approximately 145+00 to 171+50.

Stage 1A, 1B, and 1C

This stage consists of work on the NB mainline outside lane and shoulder. Stage 1 was broken down into substages A, B, and C to minimize the amount of service ramp, system ramp or auxiliary lane down time. More specifically, work in these stages consist of the following:

- Provide temporary traffic control signs and devices to conform with staging plans and as directed by engineer.
- Provide and install erosion control items as approved in ECIP and as directed by engineer.
- Saw asphalt end joints and mill the existing 5" asphaltic pavement outside shoulder. Mill variable thickness asphalt over outside concrete bridge approach shoulder pavement.
- Outside shoulder manhole/inlet adjustments as needed.
- Proof rolling of outside shoulder and removal (EBS) of any poor soils at direction of engineer in field. Replacement with select crushed material.
- Tack coat and pave outside shoulder with 5" HMA Pavement 4 HT 58-28 S. Pave variable thickness asphalt over outside concrete bridge approach shoulder pavement to provide smooth bridge ride transition.
- Install traffic counting microwave detectors.
- Install temporary pavement markings and signs for following stages.

Stage 2A1, 2B1, and 2C1

This stage consists of work on the NB mainline inside shoulder and inside lane. Substages 2A1, 2B1, and 2C1 allow mainline traffic to remain in the outside lane while keeping auxiliary lanes and adjacent on- and off-ramps open. Contractor may go into Stage 2A2 after completing Stage 2A1 and similarly for Stage 2B2 after Stage 2B1 and Stage 2C2 after Stage 2C1. More specifically, work in these stages consist of the following:

- Provide temporary traffic control signs and devices to conform with staging plans and as directed by engineer.
- Provide and install erosion control items as approved in ECIP and as directed by engineer.
- Saw concrete patches, drill tie bars and dowel bars, concrete pavement repair SHES and concrete pavement replacement SHES. Remove pull boxes for inside lane.

- Foam jack bridge approach slabs for inside lane.
- Continuous diamond grinding concrete pavement for inside lane.
- Saw asphalt end joints and mill the existing 5" asphaltic pavement inside shoulder. Mill variable thickness asphalt over inside concrete bridge approach shoulder pavement.
- Inside shoulder manhole/inlet adjustments as needed.
- Proof rolling of inside shoulder and removal (EBS) of any poor soils at direction of engineer in field. Replacement with select crushed material.
- Tack coat and pave inside shoulder with 5" HMA Pavement 4 HT 58-28 S. Pave variable thickness asphalt over inside concrete bridge approach shoulder pavement to provide smooth bridge ride transition.
- Install temporary pavement markings and signs for following stages. Install permanent pavement markings at locations no longer disturbed or in conflict with traffic staging.

Stage 2A2, 2B2, and 2C2

This stage consists of work on the NB mainline inside shoulder, inside lane and middle lane where three or more traffic lanes exist. These stages require mainline traffic to be pushed to outside shoulder and auxiliary lanes and adjacent on- and off-ramps will be closed nightly during this substage. More specifically, work in this stage consists of the following:

- Provide temporary traffic control signs and devices to conform with staging plans and as directed by engineer.
- Saw concrete patches, drill tie bars and dowel bars, concrete pavement repair SHES and concrete pavement replacement SHES for middle lane locations. Remove pull boxes for middle lane.
- Foam jack bridge approach slabs for middle lane.
- Continuous diamond grinding concrete pavement for middle lane.
- Install temporary pavement markings and signs for following stages. Install permanent pavement markings at locations no longer disturbed or in conflict with traffic staging.

Stage 3A, 3B, and 3C

This stage consists of work on the NB mainline outside lane, auxiliary lane, and outside shoulder. More specifically, work in this stage consists of the following:

- Provide temporary traffic control signs and devices to conform with staging plans and as directed by engineer.
- Saw concrete patches, drill tie bars and dowel bars, concrete pavement repair SHES and concrete pavement replacement SHES on outside lane and auxiliary lane. Remove pull boxes.
- Foam jack bridge approach slabs for outside lane and auxiliary lane.
- Continuous diamond grinding concrete pavement on outside lane and auxiliary lane. Continuous diamond grinding asphalt pavement on outside shoulder if outside shoulder constructed in stages 1A, 1B, or 1C is higher and prevents proper drainage.
- Install permanent pavement markings.

STH 145 NB Connector/System Ramp to IH 41/USH 45 NB

- Construction is from approximately Station 406+00 to 432+00.
- Work can be performed in Stage 1B or Stage 3B during nighttime ramp closures.
- Provide detour, temporary traffic control signs and devices to conform with staging plans as directed by the engineer.

- Provide and install erosion control items as approved in ECIP and as directed by engineer.
- Saw concrete patches, drill tie bars and dowel bars, concrete pavement repair SHES and concrete pavement replacement SHES on ramp lanes. Remove pull boxes.
- Continuous diamond grinding concrete pavement on ramp lanes.
- Saw asphalt end joints and mill the existing 5" asphaltic pavement for inside and outside shoulders.
- Proof rolling of inside and outside shoulders and removal (EBS) of any poor soils at direction of engineer in field. Replacement with select crushed material.
- Tack coat and pave inside and outside shoulders with 5" HMA Pavement 4 HT 58-28 S.
- Install permanent pavement markings.

IH 41/USH 45 NB Off-ramp to 124th Street

- Construction is from approximately Station 348+60 to 359+00.
- Work can be performed in Stage 1C or Stage 3C during one 14-day ramp closure and during nighttime ramp closures.
- Provide detour, temporary traffic control signs and devices to conform with staging plans as directed by the engineer.
- Provide and install erosion control items as approved in ECIP and as directed by engineer.
- Remove concrete pavement, saw concrete patches or asphalt end joints, perform earthwork operations including excavation common, proof rolling, select crushed material and base aggregate dense 1 ¼-inch, drill tie bars and dowel bars, concrete pavement repair SHES and concrete pavement replacement SHES on ramp lanes as shown in the plans. Remove pull boxes.
- Continuous diamond grinding concrete pavement on ramp lanes.
- Tack coat and pave inside and outside shoulders with 5" HMA Pavement 4 HT 58-28 S.
- Install permanent pavement markings.

124th Street On-Ramp to IH 41/USH 45 NB

- Construction is from approximately Station 346+50 to 359+00.
- Work can be performed in Stage 1C or Stage 3C during nighttime ramp closures.
- Provide temporary traffic control signs and devices to conform with staging plans as directed by the engineer.
- Provide and install erosion control items as approved in ECIP and as directed by engineer.
- Saw concrete patches, drill tie bars and dowel bars, concrete pavement repair SHES and concrete pavement replacement SHES on ramp lanes. Remove pull boxes.
- Continuous diamond grinding concrete pavement on ramp lanes.
- Install permanent pavement markings.

SOUTHBOUND IH 41/USH 45 Mainline and Ramps

- Stage 1A, 2A, and 3A construction is from approximately 515+50 to 566+00 on the IH 41/USH 45 SB Connector/System Ramp to STH 145 SB. It includes the IH41/USH 45 SB Off-Ramp to N. 124th Street.
- Stage 1B, 2B, and 3B construction is from approximately 220+00 to 271+50.
- Stage 1C, 2C, and 3C construction is from approximately 205+00 to 220+00.

Stage 1A

This stage consists of work on the SB Connector/System Ramp outside shoulder. More specifically, work in this stage consists of the following:

- Provide temporary traffic control signs and devices to conform with staging plans and as directed by engineer.
- Provide and install erosion control items as approved in ECIP and as directed by engineer.
- Saw asphalt end joints and mill the existing 5" asphaltic pavement outside shoulder. Mill variable thickness asphalt over outside concrete bridge approach shoulder pavement.
- Outside shoulder manhole/inlet adjustments as needed.
- Proof rolling of outside shoulder and removal (EBS) of any poor soils at direction of engineer in field. Replacement with select crushed material.
- Tack coat and pave outside shoulder with 5" HMA Pavement 4 HT 58-28 S. Pave variable thickness asphalt over outside concrete bridge approach shoulder pavement to provide smooth bridge ride transition.
- Install traffic counting microwave detectors.
- Install temporary pavement markings and signs for following stages.

Stage 2A

This stage consists of work on the SB Connector/System Ramp inside shoulder and inside lane. These stages push traffic to portion of outside lane and outside shoulder during this stage. More specifically, work in this stage consists of the following:

- Provide temporary traffic control signs and devices to conform with staging plans and as directed by engineer.
- Provide and install erosion control items as approved in ECIP and as directed by engineer.
- Foam jack bridge approach slabs for inside lane.
- Saw concrete patches, drill tie bars and dowel bars, concrete pavement repair SHES and concrete pavement replacement SHES. Remove pull boxes for inside lane.
- Continuous diamond grinding concrete pavement for inside lane.
- Saw asphalt end joints and mill the existing 5" asphaltic pavement inside shoulder. Mill variable thickness asphalt over inside concrete bridge approach shoulder pavement.
- Inside shoulder manhole/inlet adjustments as needed.
- Proof rolling of inside shoulder and removal (EBS) of any poor soils at direction of engineer in field. Replacement with select crushed material.
- Tack coat and pave inside shoulder with 5" HMA Pavement 4 HT 58-28 S. Pave variable thickness asphalt over inside concrete bridge approach shoulder pavement to provide smooth bridge ride transition.
- Install temporary pavement markings and signs for following stages. Install permanent pavement markings at locations no longer disturbed or in conflict with traffic staging.

Stage 3A

This stage consists of work on the SB Connector/System Ramp outside shoulder and outside lane. More specifically, work in this stage consists of the following:

- Provide temporary traffic control signs and devices to conform with staging plans and as directed by engineer.
- Foam jack bridge approach slabs for outside lane and auxiliary lane.

- Continuous diamond grinding concrete pavement on outside lane. Continuous diamond grinding asphalt pavement on outside shoulder if outside shoulder constructed in stage 1A is higher and prevents proper drainage.
- Saw concrete patches, drill tie bars and dowel bars, concrete pavement repair SHES and concrete pavement replacement SHES on outside lane and auxiliary lane. Remove pull boxes.
- Install permanent pavement markings.

IH 41/USH 45 SB mainline Off-Ramp to N. 124th Street

- Construction is from approximately Station 837+00 to 847+50.
- Work can be performed in Stage 1B or Stage 3B during nighttime ramp closures.
- Provide temporary traffic control signs and devices to conform with staging plans as directed by the engineer.
- Provide and install erosion control items as approved in ECIP and as directed by engineer.
- Saw concrete patches, drill tie bars and dowel bars, concrete pavement repair SHES and concrete pavement replacement SHES on ramp lanes. Remove pull boxes.
- Continuous diamond grinding concrete pavement on ramp lanes.
- Saw asphalt end joints and mill the existing 5" asphaltic pavement for inside and outside shoulders.
- Proof rolling of inside and outside shoulders and removal (EBS) of any poor soils at direction of engineer in field. Replacement with select crushed material.
- Tack coat and pave inside and outside shoulders with 5" HMA Pavement 4 HT 58-28 S.
Install permanent pavement markings.

Stage 1B and 1C

This stage consists of work on the SB mainline outside shoulder. More specifically, work in this stage consists of the following:

- Provide temporary traffic control signs and devices to conform with staging plans and as directed by engineer.
- Provide and install erosion control items as approved in ECIP and as directed by engineer.
- Continuous diamond grinding concrete pavement for outside ½ of outside lane or auxiliary lane adjacent to outside shoulder to set edge of pavement elevation for new asphalt pavement shoulder.
- Saw asphalt end joints and mill the existing 5" asphaltic pavement outside shoulder. Mill variable thickness asphalt over outside concrete bridge approach shoulder pavement.
- Outside shoulder manhole/inlet adjustments as needed.
- Proof rolling of outside shoulder and removal (EBS) of any poor soils at direction of engineer in field. Replacement with select crushed material.
- Tack coat and pave outside shoulder with 5" HMA Pavement 4 HT 58-28 S. Pave variable thickness asphalt over outside concrete bridge approach shoulder pavement to provide smooth bridge ride transition.
- Install traffic counting microwave detectors.
- Install temporary pavement markings and signs for following stages.

Stage 2B and 2C

This stage consists of work on the SB mainline inside shoulder and inside lane. These stages allow one lane of mainline traffic to be pushed to outside using remaining portion of outside lane, auxiliary lane or outside shoulder where provided. More specifically, work in this stage consists of the following:

- Provide temporary traffic control signs and devices to conform with staging plans and as directed by engineer.
- Provide and install erosion control items as approved in ECIP and as directed by engineer.
- Saw concrete patches, drill tie bars and dowel bars, concrete pavement repair SHES and concrete pavement replacement SHES. Remove pull boxes for inside lane.
- Foam jack bridge approach slabs for inside lane.
- Continuous diamond grinding concrete pavement for inside lane.
- Saw asphalt end joints and mill the existing 5" asphaltic pavement inside shoulder. Mill variable thickness asphalt over inside concrete bridge approach shoulder pavement.
- Inside shoulder manhole/inlet adjustments as needed.
- Proof rolling of inside shoulder and removal (EBS) of any poor soils at direction of engineer in field. Replacement with select crushed material.
- Tack coat and pave inside shoulder with 5" HMA Pavement 4 HT 58-28 S. Pave variable thickness asphalt over inside concrete bridge approach shoulder pavement to provide smooth bridge ride transition.
- Install overhead sign above mainline lanes for Structure S-40-359 at IH 41 SB off ramp to Good Hope Road.
- Install temporary pavement markings and signs for following stages. Install permanent pavement markings at locations no longer disturbed or in conflict with traffic staging.

Stage 3B and 3C

This stage consists of work on the SB mainline outside lane, auxiliary lane, and outside shoulder. More specifically, work in this stage consists of the following:

- Provide temporary traffic control signs and devices to conform with staging plans and as directed by engineer.
- Saw concrete patches, drill tie bars and dowel bars, concrete pavement repair SHES and concrete pavement replacement SHES on outside lane and auxiliary lane. Remove pull boxes.
- Foam jack bridge approach slabs for outside lane and auxiliary lane.
- Continuous diamond grinding concrete pavement on outside lane and auxiliary lane. Continuous diamond grinding asphalt pavement on outside shoulder if outside shoulder constructed in stages 1B, or 1C is higher and prevents proper drainage.
- Install permanent pavement markings.

N. 124th Street On-ramp to IH 41/USH 45 SB

- Construction is from approximately Station 633+50 to 653+00.
- Work can be performed in Stage 1B or Stage 3B during nighttime ramp closures.
- Provide temporary traffic control signs and devices to conform with staging plans as directed by the engineer.
- Provide and install erosion control items as approved in ECIP and as directed by engineer.
- Saw concrete patches, drill tie bars and dowel bars, concrete pavement repair SHES and concrete pavement replacement SHES on ramp lanes. Remove pull boxes.
- Continuous diamond grinding concrete pavement on ramp lanes.

- Saw asphalt end joints and mill the existing 5" asphaltic pavement for inside and outside shoulders.
- Proof rolling of inside and outside shoulders and removal (EBS) of any poor soils at direction of engineer in field. Replacement with select crushed material.
- Tack coat and pave inside and outside shoulders with 5" HMA Pavement 4 HT 58-28 S.
- Install permanent pavement markings.

Pavement Marking Operations

Installation of the final pavement markings shall be coordinated with the roadway construction operations, when possible. Moving pavement markings operations are allowed and shall be coordinated with the engineer in the field.

Signal and Lighting Equipment Installation

Work on signals such as removal of signal equipment and installation of new signal equipment including monotubes, as well as removal and installation of the lighting equipment shall be coordinated with the roadway construction operations to minimize closures and delays to the traveling public.

Ramp Closures

All entrance and exit ramps shall be posted three business days in advance of their closure with dates and time of closure.

Do not close consecutive entrance ramps or consecutive exit ramps unless it is shown in the traffic control plans or approved by the engineer.

Work Zone Ingress/Egress

Prepare a Work Zone Ingress and Egress Plan that shows all locations of work zone ingress and egress for construction vehicles and submit to the engineer for acceptance, 5 calendar days before each stage. This document submittal is defined in the Contract Document Submittals special provision. Provide weekly updates at the weekly traffic meetings or weekly progress meetings.

Access into and out of the work zones directly from the freeway is allowed during night-time hours as defined in the Work Zone Restrictions special provision. Obtain engineer approval for other times that operations can be safely accomplished without non-construction traffic entering the work zones.

Portable Changeable Message Signs (PCMS)

Obtain acceptance from the engineer regarding the working of all messages on portable changeable message signs prior to placing the message.

General Work Restrictions

All work and operations shall be completed according to WisDOT Standard Detail Drawings, the MUTCD, and as directed by the engineer. Installing construction zone signage on existing sign posts or utility poles is not permitted.

Comply with all local ordinances that apply to work operations pertaining to work during nighttime work hours. Furnish in writing any ordinance variance issued by the municipality or required permits to the engineer no less than three days before performing such work.

Park or store equipment and materials only at work sites approved by the engineer.

Excavation material and cleared and grubbed material shall be stockpiled on upland areas an adequate distance away from wetlands, storm sewer inlets, floodplains, and waterways as determined by the engineer.

Provide the Wisconsin State Patrol, Milwaukee County Highway Maintenance, the City of Milwaukee Police Department, the Village of Menomonee Falls Police Department and Milwaukee County Sheriff's Department with a 24-hour emergency contact number for when maintenance is required.

Construction traffic is not allowed to travel in a counter-directional direction anywhere in the construction zone. This includes all traffic control operations.

Contractor Coordination

Attend weekly scheduling meetings to discuss the near-term schedule activities, address any long-term schedule issues, and discuss any relevant technical issues. Develop a rolling three-week schedule identifying the previous week worked and a two week "look ahead". Provide sufficient detail to include actual and planned activities and all the subcontractors for offsite and construction activities, addressing all activities including ramp and lane closure schedules to be performed and identifying issues requiring engineering action or input.

Provide an individual to serve as the contractor's sole point of contact for field utility coordination and communication for the duration of the project.

Freeway and Ramp Work Restrictions

Definitions

The following definitions apply to this contract for freeway work restrictions:

System Ramps	Freeway to freeway ramps
Service Ramps	Freeway to/from local road ramps

Weekday Peak Hours

- 5:30 AM – 9:30 PM Monday, Tuesday, Wednesday, Thursday
- 5:30 AM – 11:00 PM Friday

Weekend Peak Hours

- 8:00 AM – 11:00 PM Saturday
- 8:00 AM – 9:30 PM Sunday

Weekday Off-Peak Hours

- 9:30 PM – 11:00 PM Monday, Tuesday, Wednesday, Thursday

Weekend Off-Peak Hours

- 9:30 PM – 11:00 PM Sunday

Nighttime Hours

- 11:00 PM – 5:30 AM (Sunday PM to Monday AM, Monday PM to Tuesday AM, Tuesday PM to Wednesday AM, Wednesday PM to Thursday AM, Thursday PM to Friday AM)
- 11:00 PM – 8:00 AM (Friday PM to Saturday AM, Saturday PM to Sunday AM)

Full Freeway and System Ramp Closure Hours

- 11:00 PM – 4:30 AM (Sunday PM to Monday AM, Monday PM to Tuesday AM, Tuesday PM to Wednesday AM, Wednesday PM to Thursday AM, Thursday PM to Friday AM)
- 11:00 PM – 6:00 AM (Friday PM to Saturday AM, Saturday PM to Sunday AM)

Service Ramp Closure Hours

- 9:00 PM – 6:00 AM (Sunday PM to Monday AM, Monday PM to Tuesday AM, Tuesday PM to Wednesday AM, Wednesday PM to Thursday AM, Thursday PM to Friday AM)
- 10:30 PM – 8:30 AM (Friday PM to Saturday AM, Saturday PM to Sunday AM)

Freeway and Ramp Work Restrictions

No weekday or weekend peak hour lane closures are allowed. No weekday or weekend off-peak two-lane closures are allowed. Ensure that the freeways are entirely clear for traffic during Weekday Peak Hours and Weekend Peak Hours. Provide a minimum of two lanes in each direction of the freeways and ensure that the freeways are entirely clear for traffic during Weekday Off-Peak Hours and Weekend Off-Peak Hours. For clarity, auxiliary lanes in addition to above requirements must be open during Peak Hours and Off-Peak Hours unless approved by the engineer. Provide a minimum of one lane in each direction of the freeway and ensure that the freeways are entirely clear for traffic during Nighttime Hours except as allowed during full closure.

Do not close System Ramps unless otherwise approved by the engineer for safety or operational reasons associated with other adjacent lane or freeway closures.

Close the service ramps only during Night-Time hours, unless otherwise specified in the plan, or unless otherwise approved by the engineer for safety of operational reasons associated with other adjacent lane or freeway closures.

Full closure and detouring of freeway roads will be restricted to Full Freeway Closure Hours. The freeway may be closed to perform work related to major traffic shifts. Provide signed detour routes, as the plans show that are fully open and free of construction during all full freeway and system ramp closures.

Follow plan details for closures. Lane restrictions of the freeway beyond that shown on the traffic control plans and described in the Traffic Article are subject to lane rental fee assessments and must be approved by the engineer. If plan details are not provided in the traffic control plan, furnish plans for review by the engineer. Once approved, allow at least three business days prior to closure of roadway, lane, and ramp as identified in the article "Contractor Coordination".

Coordinate freeway lane closures and ramp closures with adjacent projects as specified in the Article "Other Contracts".

Do not, at any time, conduct construction operations in the median area and adjacent outside shoulder area of the freeway at the same time without obtaining prior permission of the engineer, beyond that shown on the traffic control plans.

Full Freeway Closure Restrictions

Southbound IH 41 may be closed at the Good Hope Road Exit Ramp to facilitate Type 1 sign replacement over freeway on sign bridge S-40-359. SB traffic shall use Good Hope Road Exit Ramp and may enter back to Southbound IH 41 using Good Hope Road Entrance Ramp.

Service Ramp Closure Restrictions

The IH 41/USH 45 NB Off-ramp to 124th Street may be closed long-term to perform ramp construction work. The closure shall not exceed 14 calendar days of which only 10 days shall be weekdays with remaining days being weekends. Any remaining ramp work after reopening may be performed during nighttime closures. Long-term closure start time shall be approved by the engineer.

Local Street Work Restrictions

Do not close local street traffic lanes or intersections and ensure that the local street traffic lanes are entirely clear for traffic at all times. Do not close any intersections unless otherwise specified in the plan, or unless otherwise approved by the engineer for safety and operational reasons with the adjacent local street closures.

4. Lane Rental Fee Assessment.

A General

The contract designates some lane closures to perform the work. The contractor will not incur a Lane Rental Fee Assessment for closing lanes during the allowable lane closure times. The contractor will incur a Lane Rental Fee Assessment for each lane closure outside of the allowable lane closure times. If a lane is obstructed at any time due to contractor operations, it is considered a closure. The purpose of lane rental is to enforce compliance of lane restrictions and discourage unnecessary closures.

The allowable lane closure times are shown in the Traffic article.

Submit the dates of the proposed lane, ramp, and roadway restrictions to the engineer as part of the progress schedule.

Coordinate lane, ramp, and roadway closures with any concurrent operations on adjacent roadways within 3 miles of the project. If other projects are in the vicinity of this project, coordinate lane closures to run concurrent with lane closures on adjacent projects when possible. When lane closures on adjacent projects extend into the limits of this project, Lane Rental Fee Assessments will only occur if the closure facilitates work under this contract.

B Lane Rental Fee Assessment

The Lane Rental Fee Assessment incurred for each lane closure, each ramp closure, and each full closure of a roadway, per direction of travel, is as follows:

IH 41 Night-Time Lane Closure Extending into Weekday Peak Hours

- 3 lane through-capacity roadway section reduced to 2 lane through-capacity roadway section: \$8,000 per lane, per direction of travel, per hour broken into 15-minute increments.
- 3 lane through-capacity roadway section reduced to 1 lane through-capacity roadway section: \$8,000 per lane, per direction of travel, per hour broken into 15-minute increments.
- 2 lane through-capacity roadway section reduced to 1 lane through-capacity roadway section: \$12,000 per lane, per direction of travel, per hour broken into 15-minute increments.
- The above lane reductions do not include auxiliary lanes.

IH 41 Night-Time Lane Closure Extending into Weekend Peak Hours

- \$8,000 per lane, per direction of travel, per hour broken into 15-minute increments.

Local Road Nighttime Lane/Full Closure Extending into Peak Hours

- \$1,000 per lane, per direction of travel, per hour broken into 15-minute increments.

IH 41 Service Ramp

- \$800 per lane, per direction of travel, per hour broken into 15-minute increments.

IH 41 Full Freeway Closure (if Weekday)

- 4:30 AM to 5:30 AM: \$3,000 per lane, per direction of travel, per hour broken into 15-minute increments.
- After 5:30 AM: \$12,000 per lane, per direction of travel, per hour broken into 15-minute increments.

IH 41 Full Freeway Closure (if Weekend)

- 7:00 AM to 8:00 AM: \$2,000 per lane, per direction of travel, per hour broken into 15-minute increments.
- After 8:00 AM: \$8,000 per lane, per direction of travel, per hour broken into 15-minute increments.

The Lane Rental Fee Assessment represents a portion of the cost of the interference and inconvenience to the road users for each closure. All lane, roadway, or ramp closure event increments 15 minutes and less will be assessed as a 15-minute increment.

The engineer, or designated representative, will be the sole authority in determining time period length for the Lane Rental Fee Assessment.

Lane Rental Fee Assessments will not be assessed for closures due to crashes, accidents or emergencies not initiated by the contractor.

The department will assess Lane Rental Fee Assessment by the dollar under the administrative item Failing to Open Road to Traffic. The total dollar amount of Lane Rental Fee Assessment will be computed by multiplying the Lane Rental Assessment Rate by the number of 15-minute increments of each lane closure event as described above.

Lane Rental Fee Assessment will be in effect from the time of the Notice to Proceed until the department issues final acceptance. If interim completion time or contract time expires before the completion of specified work in the contract, additional liquidated damages will be assessed as specified in standard spec 108.11 or as specified within this contract.

stp-108-070 (20161130)

5. Traffic.

Wisconsin Lane Closure System Advance Notification

Provide the following advance notification to the engineer for incorporation into the Wisconsin Lane Closure System (LCS).

TABLE 108-1 CLOSURE TYPE AND REQUIRED MINIMUM ADVANCE NOTIFICATION

Closure type with height, weight, or width restrictions (available width, all lanes in one direction < 16 feet)	MINIMUM NOTIFICATION
Lane and shoulder closures	7 calendar days
Full roadway closures	7 calendar days
Ramp closures	7 calendar days
Detours	7 calendar days
Closure type without height, weight, or width restrictions (available width, all lanes in one direction ≥ 16 feet)	MINIMUM NOTIFICATION
Lane and shoulder closures	3 business days
Ramp closures	3 business days
Modifying all closure types	3 business days

Discuss LCS completion dates and provide changes in the schedule to the engineer at weekly project meetings in order to manage closures nearing their completion date.

General

Keep IH 41 and all service ramps open to through traffic at all times for the duration of this project except as noted below and in the Prosecution and Progress article in these special provisions.

Coordinate traffic requirements under this contract with other ongoing department construction projects. This contractor shall be responsible for implementing and coordinating with other contractors all traffic control shown on the plans.

Residential and Business Property Access

Maintain access to properties along all adjacent side streets, and any other local road effected by construction for local residents, businesses, and emergency vehicles. Maintain and keep open the access to all driveways and parking lots where alternative access is not available at all times by closing one driveway at a time.

Pedestrian Access

Maintain sidewalk at all times except under direction of the engineer. Provide a temporary surface for pedestrian access at all times in areas of sidewalk construction. Construct the temporary surface to meet Americans with Disabilities Act Accessibility Guidelines (ADAAG) requirements consisting of temporary asphaltic surface, any grade of concrete, skid resistant steel plating, or alternative material as approved by the engineer. Gravel or base course material is not acceptable. Maintain sidewalk access to all businesses and residences at all times. The Temporary Crosswalk/Sidewalk bid item is payment for maintaining crosswalks and sidewalks through the construction zone.

Maintain pedestrian movements crossing the construction zone at all intersections at all times, unless otherwise directed by the engineer. Construct pedestrian crossings of intersections to meet the requirements of the ADAAG consisting of temporary asphaltic surface, any grade of concrete, skid resistant steel plating, temporary curb ramps, or alternative material as approved by the engineer. Gravel or base course material is not acceptable. At all times, ADAAG accessible pedestrian walkways shall be maintained free from mud, sand, construction debris, and construction equipment. Closures of sidewalk must be approved by the engineer and conform to signing shown on the traffic control plan. At locations where crosswalks exist on both sides of the intersection, closure of one of the two crosswalks is permitted as long as all other crossings are completely open. At intersections where only one crosswalk exists stage work to maintain a crosswalk at all times. Use flaggers for short intermittent situations in addition to other work zone devices to assist pedestrians at crossings. Do not cross pedestrians in locations where there are no existing crosswalks unless it is shown in the plans or it is approved by the engineer.

Staging Description

IH 41/USH 45 NB Mainline Stage 1A

- NB Stage 1A construction is from approximately 105+00 to 125+00.
- Close outside lane and outside shoulder. Inside shoulder, inside lane and middle lane are to remain open.
- Close Good Hope Rd. On-Ramp to NB IH 41/USH 45.
- Remaining IH 41/USH 45 NB mainline and all other NB on- or off-ramps to stay open to traffic unless approved by engineer.

IH 41/USH 45 SB Mainline Stage 1A

- SB Stage 1A construction is from approximately 515+50 to 566+00 along IH 41/USH 45 SB Off-ramp to STH 145.
- Close ramp outside lane and outside shoulder. Ramp inside lane and inside shoulder to remain open.
- Close IH 41/USH 45 SB mainline Off-Ramp to N. 124th Street.
- Remaining IH 41/USH 45 SB mainline and all other SB on- and off-ramps to stay open to traffic unless approved by engineer.

IH 41/USH 45 NB Mainline Stage 1B

- NB Stage 1B construction is from approximately 125+00 to 145+00.
- Close mainline outside lane, auxiliary lane, and outside shoulder. Inside shoulder, inside lane and middle lane are to remain open.
- Close STH 145 NB On-Ramp to IH 41/USH 45 NB.
- Remaining IH 41/USH 45 NB mainline and all other NB on- or off-ramps to stay open to traffic unless approved by engineer.

IH 41/USH 45 SB Mainline Stage 1B

- SB Stage 1B construction is from approximately 220+00 to 271+50.
- Close mainline outside lane and outside shoulder. Mainline inside lane and inside shoulder to remain open.
- Close N. 124th Street On-ramp to IH 41/USH 45 SB.
- Remaining IH 41/USH 45 SB mainline and all other SB on- or off-ramps to stay open to traffic unless approved by engineer.

IH 41/USH 45 NB Mainline Stage 1C

- NB Stage 1C construction is from approximately 145+00 to 171+50.
- Close mainline outside lane and outside shoulder. Mainline inside shoulder, inside lane, and middle lane to remain open.
- Close IH 41/USH 45 NB Off-ramp to 124th Street and 124th Street On-Ramp to IH 41/USH 45 NB.
- Remaining IH 41/USH 45 NB mainline and all other NB on- or off-ramps to stay open to traffic unless approved by engineer.

IH 41/USH 45 SB Mainline Stage 1C

- SB Stage 1C construction is from approximately 205+00 to 220+00.
- Close mainline outside lane, auxiliary lane and outside shoulder. Mainline inside lane and shoulder to remain open.
- Close IH 41/USH 45 SB Off-ramp to Good Hope Rd.
- Remaining IH 41/USH 45 SB mainline and all other SB on- or off-ramps to stay open to traffic unless approved by engineer.

IH 41/USH 45 NB Mainline Stage 2A1

- NB Stage 2A1 construction is from approximately 105+00 to 125+00.
- Close inside shoulder, inside lane and middle lane. Outside shoulder and outside lane are to remain open.
- Remaining IH 41/USH 45 NB mainline and all other NB on- or off-ramps to stay open to traffic unless approved by engineer.

IH 41/USH 45 NB Mainline Stage 2A2

- NB Stage 2A2 construction is from approximately 105+00 to 125+00.
- Close inside shoulder, inside lane, middle lane and part of outside lane. One lane of mainline traffic is to be pushed to outside using remaining portion of outside lane and outside shoulder.
- Close Good Hope Rd. On-ramp to IH 41/USH 45 NB.
- Remaining IH 41/USH 45 NB mainline and all other NB on- or off-ramps to stay open to traffic unless approved by engineer.

IH 41/USH 45 SB Mainline Stage 2A

- SB Stage 2A construction is from approximately 515+50 to 566+00 along IH 41/USH 45 SB Off-ramp to STH 145.
- Close ramp inside lane and inside shoulder. Ramp outside lane and outside shoulder to remain open.
- Remaining IH 41/USH 45 SB mainline and all other SB on- and off-ramps to stay open to traffic unless approved by engineer.

IH 41/USH 45 NB Mainline Stage 2B1

- NB Stage 2B1 construction is from approximately 125+00 to 145+00.
- Close mainline inside shoulder, inside lane, and middle lane. Outside lane, auxiliary lane, and outside shoulder are to remain open.
- Remaining IH 41/USH 45 NB mainline and all other NB on- or off-ramps to stay open to traffic unless approved by engineer.

IH 41/USH 45 NB Mainline Stage 2B2

- NB Stage 2B2 construction is from approximately 125+00 to 145+00.
- Close mainline inside shoulder, inside lane, middle lane and outside lane. Auxiliary lane and outside shoulder are to remain open.
- Remaining IH 41/USH 45 NB mainline and all other NB on- or off-ramps to stay open to traffic unless approved by engineer.

IH 41/USH 45 SB Mainline Stage 2B

- SB Stage 2B construction is from approximately 220+00 to 271+50.
- Close inside shoulder, inside lane and portion of outside lane. One lane of mainline traffic is to be pushed to outside using remaining portion of outside lane and outside shoulder or available auxiliary lane.
- Close N. 124th Street On-ramp to IH 41/USH 45 SB.
- Remaining IH 41/USH 45 SB mainline and all other SB on- and off-ramps to stay open to traffic unless approved by engineer.

IH 41/USH 45 NB Mainline Stage 2C1

- NB Stage 2C1 construction is from approximately 145+00 to 171+50.
- Close inside shoulder, inside lane and middle lane. Outside shoulder and outside lane are to remain open.
- Remaining IH 41/USH 45 NB mainline and all other NB on- or off-ramps to stay open to traffic unless approved by engineer.

IH 41/USH 45 NB Mainline Stage 2C2

- NB Stage 2C2 construction is from approximately 145+00 to 171+50.
- Close inside shoulder, inside lane, middle lane and portion of outside lane. One lane of mainline traffic is to be pushed to outside using remaining portion of outside lane and outside shoulder.
- Close 124th Street On-Ramp to IH 41/USH 45 NB.
- Remaining IH 41/USH 45 NB mainline and all other NB on- or off-ramps to stay open to traffic unless approved by engineer.

IH 41/USH 45 SB Mainline Stage 2C

- SB Stage 2C construction is from approximately 205+00 to 220+00.
- Close inside shoulder, inside lane and portion of outside lane. One lane of mainline traffic is to be pushed to outside using auxiliary lane or remaining portion of outside lane and outside shoulder.
- Close IH 41/USH 45 SB Off-ramp to Good Hope Rd.
- Remaining IH 41/USH 45 SB mainline and all other SB on- and off-ramps to stay open to traffic unless approved by engineer.

IH 41/USH 45 NB Mainline Stage 3A

- NB Stage 3A construction is from approximately 105+00 to 125+00.
- Close outside shoulder, outside lane and portion of middle lane. Inside shoulder and inside lane are to remain open.
- Close Good Hope Rd. On-Ramp to NB IH 41/USH 45.
- Remaining IH 41/USH 45 NB mainline and all other NB on- or off-ramps to stay open to traffic unless approved by engineer.

IH 41/USH 45 SB Mainline Stage 3A

- SB Stage 3A construction is from approximately 515+50 to 566+00 along IH 41/USH 45 SB Off-ramp to STH 145.
- Close ramp outside shoulder, outside lane and portion of inside lane. One lane of ramp traffic is to be pushed to remaining portion of inside lane and inside shoulder.
- Close IH 41/USH 45 SB mainline Off-Ramp to N. 124th Street.
- Remaining IH 41/USH 45 SB mainline and all other SB on- and off-ramps to stay open to traffic unless approved by engineer.

IH 41/USH 45 NB Mainline Stage 3B

- NB Stage 3B construction is from approximately 125+00 to 145+00.
- Close mainline middle lane, outside lane, auxiliary lane, and outside shoulder. Inside shoulder and inside lane are to remain open.
- Close STH 145 NB On-Ramp to IH 41/USH 45 NB.
- Remaining IH 41/USH 45 NB mainline and all other NB on- or off-ramps to stay open to traffic unless approved by engineer.

IH 41/USH 45 SB Mainline Stage 3B

- SB Stage 3B construction is from approximately 220+00 to 271+50.
- Close mainline outside shoulder, outside lane, auxiliary lane, and portion of inside lane. One lane of mainline traffic is to be pushed to remaining portion of inside lane and inside shoulder.
- Close N. 124th Street On-ramp to IH 41/USH 45 SB.
- Remaining IH 41/USH 45 SB mainline and all other SB on- or off-ramps to stay open to traffic unless approved by engineer.

IH 41/USH 45 NB Mainline Stage 3C

- NB Stage 3C construction is from approximately 145+00 to 171+50.
- Close mainline middle lane, outside lane, auxiliary lane and outside shoulder. Mainline inside shoulder and inside lane are to remain open.
- Close IH 41/USH 45 NB Off-ramp to 124th Street and 124th Street On-Ramp to IH 41/USH 45 NB.
- Remaining IH 41/USH 45 NB mainline and all other NB on- or off-ramps to stay open to traffic unless approved by engineer.

IH 41/USH 45 SB Mainline Stage 3C

- SB Stage 3C construction is from approximately 205+00 to 220+00.
- Close mainline outside shoulder, outside lane, auxiliary lane and portion of inside lane. One lane of mainline traffic is to be pushed to remaining portion of inside lane and inside shoulder.
- Close IH 41/USH 45 SB Off-ramp to Good Hope Rd.
- Remaining IH 41/USH 45 SB mainline and all other SB on- or off-ramps to stay open to traffic unless approved by engineer.

NB IH 41/USH 45 Off-Ramp to Good Hope Rd.

- This ramp should not be impacted and shall remain open throughout the project.

Good Hope Rd. On-Ramp to NB IH 41/USH 45

- Close the NB Entrance Ramp during night-time hours only.

STH 145 NB On-Ramp to IH 41/USH 45 NB

- Close the NB Entrance Ramp during night-time hours only.
- Provide posted detour for connector/system ramp.

IH 41/USH 45 NB Off-ramp to 124th Street

- Close the NB Exit Ramp during night-time hours only before and after 14 calendar day planned closure.

124th Street On-Ramp to IH 41/USH 45 NB

- Close the NB Entrance Ramp during night-time hours only.

IH 41/USH 45 SB mainline Off-Ramp to STH 145 SB

- This ramp shall have lanes closed only during night-time hours only.
- Provide one lane of traffic from IH 41/USH 45 SB to STH 145 SB at all times.

IH 41/USH 45 SB mainline Off-Ramp to N. 124th Street

- Close the SB Exit Ramp during night-time hours only.

N. 124th Street On-ramp to IH 41/USH 45 SB

- Close the SB Entrance Ramp during night-time hours only.
- Provide one lane of traffic on the ramp from N. 124th Street to IH 41/USH 45 SB at all times except as required to perform work at gore areas and intersection areas. For example, traffic may use ramp HOV lane when performing work on other two ramp lanes. Similarly, the outside traffic lane could be used by ramp traffic when working on HOV lane.

IH 41/USH 45 SB Off-ramp to Good Hope Rd

- Close the SB Exit Ramp during night-time hours only.

Good Hope Rd On-ramp to IH 41/USH 45 SB

- This ramp should not be impacted and shall remain open throughout the project.

Detours

Provide signed detour routes, as shown in the plans that are fully open and free of construction. If the signs are installed prior to the beginning of construction, they shall be covered until the work begins. The following detours are needed for this project:

STH 145 On-Ramp to IH 41/USH 45 NB (Detour 1):

This detour shall be established to guide traffic to N. 124th Street On-Ramp to IH 41/USH 45 NB when the STH 145 NB On-Ramp to IH-41/USH 45 NB Entrance Ramp is closed. Traffic traveling northbound along STH 145 NB will continue on STH 145 NB to N. 124th Street and turn left onto IH 41/USH 45 NB Entrance Ramp. The detour ends at the intersection of N. 124th Street and IH 41/USH 45 NB Entrance Ramp.

IH 41 NB Off-Ramp to N. 124th Street (Detour 2):

This detour shall be established to guide traffic to STH 145 (Old Orchard Rd.) when the IH 41 NB Off-Ramp to N. 124th Street is closed. Traffic traveling northbound along IH 41 will continue on IH 41 to the STH 100 (Main St) exit and proceed eastward to detour termini. The detour ends at the intersection of STH 100/STH 145 (Old Orchard Rd).

6. Holiday and Special Event Work Restrictions.

Do not perform work on, nor haul materials of any kind along or across any portion of the highway carrying IH-41/USH 45 traffic, STH 145, N. 124th Street, Good Hope Road, or any local road traffic and entirely clear the traveled way and shoulders of such portions of the highway of equipment, barricades, signs, lights, and any other material that might impede the free flow of traffic during the following holiday periods:

- From noon Friday, May 27, 2022 to 6:00 AM Tuesday, May 31, 2022 for Memorial Day;
- From noon Friday, July 1, 2022 to 6:00 AM Tuesday, July 5, 2022 for Independence Day;
- From noon Friday, September 2, 2022 to 6:00 AM Tuesday, September 6, 2022 for Labor Day;
- On days with a Milwaukee Brewer home game at Miller Park, maintain two lanes open on IH-41 northbound until four hours after the start of the game. Restrictions during other special events at Miller Park will be determined on an as needed basis as determined by the engineer.
- For only the Green Bay Packer football games at Lambeau Field that are Gold Package games (Milwaukee ticket holders) and for the Packers Family Night event, maintain two lanes open on IH-41 northbound four hours prior to the start of a game and IH-41 southbound until four hours after the end of a game.
- During Wisconsin State Fair, maintain two lanes open on IH-41 northbound until one hour after the event closes each night.
- During Summerfest, maintain two lanes open on IH-41 northbound until one hour after the event closes each night.

Holiday work restrictions do not apply to roadways or ramps already closed long term during construction as shown on the plans. New long-term closures of ramps and roadways must be coordinated with the holiday work restrictions.

Special event work restrictions do not apply to roadways or ramps already closed long term during construction as shown on the plans. New long-term closures of ramps and roadways must be coordinated with the special event work restrictions.

7. Utilities.

This project comes under the provisions of Administrative Rule Trans 220.

stp-107-065 (20080501)

Additional information regarding recently relocated utility facilities may be available on permits issued to the utility companies. These permits can be viewed at the Region Office during normal working hours. Contact WisDOT SE Freeways Utility Coordinator Rabi Bista at (262) 548.5690 or rabi.bista@dot.wi.gov for further information.

There are underground and overhead utility facilities located within the project limits. Utility adjustments are not required for this construction project. Coordinate construction activities with a call to Digger's Hotline or a direct call to the utilities that have facilities in the area as required per statutes. Use caution to ensure the integrity of underground and overhead facilities and maintain code clearances from overhead facilities at all times.

Bidders are advised to contact each utility company listed in the plans prior to preparing their bids, to obtain current information on the status of any utility within the project work limits.

Known utilities on the project are as follows. However, no conflicts are anticipated.

- **AT&T Wisconsin**
- **Charter Communications**
- **City of Milwaukee – Water**
- **Everstream**
- **Level 3 Communications LLC**
- **Midwest Fiber Networks LLC**
- **Verizon Business**
- **Village of Menomonee Falls Water Utility - Water**
- **We Energies – Electric**

WE Energies Electric has facilities within the construction limits. It is imperative that the highway contractor contact WE Energies if removing any electrical underground cables, to verify that they have been discontinued and carry no electrical current. The contractor must not assume that unmarked facilities have been discontinued. At no time is it acceptable to push, pull, cut, or drill an unmarked facility without explicit consent from WE Energies. The contractor must call the WE Energies 24-hour Dispatch lines to arrange for this verification. The WE Energies Electric Dispatch number is 1 (800) 662-4797.

- **We Energies - Gas**

WE Energies Gas has facilities within the construction limits. It is imperative that the highway contractor contact WE Energies if removing any gas facilities, to verify that they have been discontinued and carry no natural gas. The contractor must not assume that unmarked facilities have been discontinued. At no time is it acceptable to push, pull, cut, or drill an unmarked facility without explicit consent from WE Energies. The contractor must call the WE Energies 24-hour Dispatch lines to arrange for this verification. The WE Energies Gas Dispatch number is 1 (800) 261-5325.

- **West Shore Pipe Line Company**
- **Wisconsin Independent Network, LLC**

8. Other Contracts.

Coordinate your work according to standard spec 105.5.

Modifications to the traffic control plan may be required by the engineer to be safe and consistent with the adjacent work by others.

The following projects may be under construction concurrently with the work under this contract. Coordinate activities, detours, work zone traffic control, roadway and lane closures, and other work items as required with other contracts.

Modifications to the traffic control plan may be required by the engineer to be safe and consistent with the adjacent work by others.

Below are nearby projects to coordinate with:

Project 1060-33-84

Zoo IC, USH 45
Swan Blvd to Burleigh Street
WisDOT Contact: Sean M. Race, (414) 750-2380
SEAN.RACE@DOT.WI.GOV

Project 1100-21-71

Zoo Freeway
Mill Road Bridges (B-40-0348 and 0349)
WisDOT Contact: Georgia Vergou (262) 548-8812
GEORGIA.VERGOU@DOT.WI.GOV

Project 1360-11-70

STH 145, Fond du Lac Ave, Grantosa, Flagg/Florist Bridges
WisDOT Contact: Adrian Lopez (262) 548-6444
ADRIAN.LOPEZ@DOT.WI.GOV

Project 1360-12-70

STH 145, Fond du Lac Ave, 107th Street Bridge
WisDOT Contact: Adrian Lopez (262) 548-6444
ADRIAN.LOPEZ@DOT.WI.GOV

Project 1360-15-70

STH 145, Good Hope Road to 68th Street
WisDOT Contact: Adrian Lopez (262) 548-6444
ADRIAN.LOPEZ@DOT.WI.GOV

Project 1360-16-70

STH 145, Fond du Lac Ave, Good Hope Rd to W County Line
WisDOT Contact: Adrian Lopez (262) 548-6444
ADRIAN.LOPEZ@DOT.WI.GOV

Project 1360-17-70

STH 145/STH 175/STH 181, Various Bridge Locations
WisDOT Contact: Adrian Lopez (262) 548-6444
ADRIAN.LOPEZ@DOT.WI.GOV

9. Hauling Restrictions.

Replace standard spec 107.2 with the following:

- (1) Present to the department, five business days before proposed hauling, a proposed haul route plan detailing haul routes that are not part of the state trunk highway system. Include the months, days of the week, time of day, number of trucks, types of trucks and maximum loads of trucks anticipated to accomplish the project work in the haul route submittal.
- (2) The department will review the submittal and either approve or provide a letter with comments and proposed revisions to the contractor within five business days of its receipt. If approved, the department will subsequently survey the existing condition of that haul route to establish a baseline for assessing damage that the contractor's hauling operations might cause.
- (3) At all times, conduct operations in a manner that will cause a minimum of disruption to traffic on existing roadways.

sef-107-015 (20170310)

10. Erosion Control

Add the following to standard spec 107.20 as paragraphs nine through fifteen:

- (9) Erosion control best management practices (BMP's) shown on the plans are at suggested locations. The actual locations will be determined by the contractor's ECIP and by the engineer. Include each dewatering (mechanical pumping) operation in the ECIP submittal. The ECIP will supplement information shown on the plans and not reproduce it. The ECIP will identify how to implement the project's erosion control plan. ECIP will demonstrate timely and diligently staged operations, continuing all construction operations methodically from the initial removals and topsoil stripping operations through the subsequent grading, paving, and re-application of top soil to minimize the period of exposure to possible erosion.
- (10) Provide the ECIP 14 days prior to the pre-construction conference. Provide 1 copy of the ECIP to the department and 1 copy of the ECIP to the WDNR Liaison (Kristina Betzold, (414) 263-8517, Kristina.betzold@wisconsin.gov). Do not implement the ECIP until department approval and perform all work according to the approved ECIP.
- (11) Maintain Erosion Control BMP's until permanent vegetation is established or until the engineer determines that the BMP is no longer required.
- (12) Stockpile excess materials or spoils on upland areas away from wetlands, floodplains, and waterways. Immediately install perimeter silt fence protection around stockpiles. If stockpiled materials will be left for more than 14 days, install temporary seed or other temporary erosion control measures the engineer orders.
- (13) Re-apply topsoil on graded areas, as designated by the engineer, immediately after grading is completed within those areas. Seed, fertilize, and mulch/erosion mat top-soiled areas, as designated by the engineer, within 5 days after placement of topsoil. If graded areas are left not completed and exposed for more than 14 days, seed those areas with temporary seed.
- (14) Do not allow any excavation for; structures, utilities, grading, maintaining drainage that requires dewatering (mechanical pumping) of water containing sediments (sand, silt, and clay particles) to leave the work site or discharge to a storm water conveyance system without sediment removal treatment. Prior to each dewatering operation, submit to the department a separate ECIP amendment describing in words and pictorial format an appropriate BMP for sediment removal, according to WisDNR Storm Water Construction Technical Standard, Code 1061, Dewatering. Include reasoning, location, and schedule duration proposed for each operation. Per Code 1061, include all selection criteria: site assessment, dewatering practice selection, calculations, plans, specifications, operations, maintenance, and location of proposed treated water discharge. Provide a stabilized discharge area. If directing discharge towards or into an inlet structure, provide additional inlet protection for back-up protection. Dewatering is considered incidental to the project.

SEF Rev. 15_0120

11. Traffic Meetings and Traffic Control Scheduling.

Every Wednesday by 9:00 AM, submit a detailed proposed 2-week look-ahead traffic closure schedule to the engineer. Type the detailed proposed 2-week look-ahead closure schedule into an excel spreadsheet provided by the engineer. Enter information such as closure dates, duration, work causing the closure and detours to be used. Also enter information such as ongoing long-term closures, emergency contacts and general 2-month look-ahead closure information into the excel spreadsheet.

Meet with the engineer between 10:00 - 11:00 AM on Wednesdays at the project office to discuss and answer questions on the proposed schedule. Edit, delete and add closures to the detailed proposed 2-week look-ahead schedule, as directed by the engineer, so that proposed closures meet specification requirements. Other edits, deletions or additions unrelated to meeting specification requirements may also be agreed upon with the engineer during this meeting.

Obtain approval from the engineer for any mid-week changes to the closure schedule. Revise the 2-week look-ahead as required and obtain engineer approval.

sef-643-040 (20150319)

12. Material and Equipment Staging

Submit a map showing all proposed material stockpile or equipment storage locations to the engineer 14 days prior to either preconstruction or proposed use, whichever comes first. Identify the specific purposes for the location. Obtain written permits from the property owner and submit two copies to the engineer before use. Do not stockpile or store materials or equipment on wetlands.

13. Available Documents.

The department will make its information available to bidding contractors. The list of documents that are available for contractors' information includes but is not limited to:

- Design Study Report
- Environmental Document
- As-Built Drawings
- Traffic Management Plan

These documents are available from Joe Gallamore at 141 NW Barstow Street, Waukesha, WI 53187, (262) 548-5601 or email via joe.gallamore@dot.wi.gov.

Reproduction costs will be applied to all copies requested.

sef-102-005 (20170310)

14. Contractor Notification.

Replace standard spec 104.2.2.2(2) with the following:

- (2) If the contractor discovers the differing condition, provide a written notice, as specified in 104.3.3, of the specific differing condition before further disturbing the site and before further performing the affected work.

Replace standard spec 104.3.2 and 104.3.3 with the following:

104.3.2 (Vacant)

104.3.3 Contractor Initial Written Notice

- (1) If required by 104.2, or if the contractor believes that the department's action, the department's lack of action, or some other situation results in or necessitates a contract revision, promptly provide a written notice to the engineer. At a minimum, provide the following:
1. A written description of the nature of the issue.
 2. The time and date of discovering the problem or issue.
 3. If appropriate, the location of the issue.

- (2) Provide the additional information specified in 104.3.5 as early as possible to assist the engineer in the timely resolution of an identified issue. The engineer will not require, in subsequent submissions, duplication of information already provided.

sef-104-005 (20141211)

15. Contractor Document Submittals.

This special provision describes minimum requirements for submitting project documents to the department. This special provision does not apply to shop drawing submittals.

Provide one electronic copy of all documents requiring department review, acceptance, or approval. Attach a completed engineer-provided transmittal sheet to each email submittal. The department will reject submittals with incomplete transmittal sheets and require re-submittal.

The department will return one reviewed, accepted, or approved original to the contractor. Additional return originals can be requested. Submit an additional original for each additional return original requested.

Submit electronic copies in PDF format via email to accounts the engineer determines. If possible, create PDFs from original documents in their native format (e.g. Word, Excel, AutoCAD, etc.). Scan other documents to PDF format with a minimum resolution of 600 dpi.

All costs for contractor document submittals are incidental to the contract.

sef-105-010 (20150619)

16. Maintaining Drainage

Maintain drainage at and through worksite during construction conforming to standard spec 107.22, 204, 205 and 520.

Use existing storm sewers, existing culvert pipes, existing drainage channels, temporary culvert pipes, or temporary drainage channels to maintain existing surface and pipe drainage. Pumps may be required to drain the surface, pipe, and structure discharges during construction. Costs for furnishing, operating, and maintaining the pumps is considered incidental to the project.

Dewatering (Mechanical Pumping) for Bypass Water (sediment-free) Operations

If dewatering bypass operations are required from one pipe structure to another downstream pipe structure or from the upstream to downstream end of a culvert and the bypass flow is not transporting sediments (sand, silt, and clay particles) from a tributary work site area, bypass pumping operations will be allowed provided that the department has been made aware of and approves operation. When pumping bypass flows, the discharge location will need to be stable and not produce erosion from the discharge velocity that would cause release of sediment downstream.

Dewatering (Mechanical Pumping) for treatment Water (sediment-laden) Operations

If dewatering operations require pumping of water containing sediments (sand, silt, and clay particles), the discharge will not be allowed to leave the work site or discharge to a storm water conveyance system without sediment removal treatment. Refer to article Erosion Control in these special provisions for additional requirements.

sef-107-016 (20170310)

17. Pavement Breaking Equipment.

Do not use guillotine, drop hammer, falling weight, gravity impact breakers or equivalent equipment within 300 feet of any structure. A multi-head hydraulic hammer is allowed unless a structure is within 50 feet of the roadway.

SER-204-001 (20161123)

18. Removing Microwave Detector, Item 204.9060.S.2000.

A Description

This special provision describes removing an existing side-fire microwave vehicle detector from a pole or sign bridge conforming to standard spec 204 and as follows.

B Materials

Existing side-fire microwave detector and cabling pig-tail.

C Construction

Coordinate removal of microwave detectors with the department's Statewide Traffic Operations Center (STOC) by proposing the removal schedule a minimum of 2-weeks prior to the scheduled removal. Call the STOC at (414) 227-2166 to schedule the removal.

Disconnect all cables and wiring that are mounted on or in the structure, and carefully remove the microwave detector. Salvage and store the microwave detector and pig-tail for pick up by the department.

D Measurement

The department will measure Removing Microwave Detector as each unit, removed from the concrete base, salvaged and stored, including attached hardware, acceptably completed.

E Payment

Add the following to standard spec 204.5:

ITEM NUMBER	DESCRIPTION	UNIT
204.9060.S.2000	Removing Microwave Detector	EACH

stp-204-025 (20150630)

19. Removing Pole, Item 204.9060.S.2001.

A Description

This special provision describes removing an existing Type 2, 3, 4, 5, 6, or 7 pole conforming to standard spec 204.

B Materials

Existing poles, including antennae, conduit and cabling, and any other equipment mounted to the poles.

C Construction

Disconnect all cables and wiring that are mounted on or in the poles, and carefully remove the pole from the concrete footing. Salvage and store all hardware for pick up by the department. Dispose of the pole and any conduit and cabling appropriately away from the project area.

D Measurement

The department will measure Removing Pole as each unit, removed from the concrete base, salvaged and stored, including attached hardware, acceptably completed.

E Payment

Add the following to standard spec 204.5:

ITEM NUMBER	DESCRIPTION	UNIT
204.9060.S.2001	Removing Pole	EACH

stp-204-025 (20150630)

20. Removing Loop Detector Wire and Lead-in Cable IH 41 NB Ramps & STH 145, Item 204.9060.S.3000.

A Description

This special provision describes removing loop detector wire and lead-in cable at the IH 41 NB Ramps & STH 145. Removal will be according to standard spec 204, as shown in the plans, and as hereinafter provided.

B (Vacant)

C Construction

Notify the department's Electrical Field Unit at (414) 266-1170 at least five working days prior to the removal of the loop detector wire and lead-in cable.

Remove and dispose of detector lead-in cable including loop wire for abandoned loops off the project site.

D Measurement

The department will measure Removing Loop Detector Wire and Lead-in Cable as a single lump sum unit for each intersection, acceptably completed.

E Payment

Add the following to standard spec 204.5:

ITEM NUMBER	DESCRIPTION	UNIT
204.9060.S.3000	Removing Loop Detector Wire and Lead-In Cable IH 41 NB Ramps & STH 145	EACH

Payment is full compensation for removing, scrapping, and disposing of material and incidentals necessary to complete the contract work.

SER-204.7 (20170412)

21. Select Crushed Material

Replace standard spec 312.2(6) with the following:

The department will assess Select Crushed Material acceptability based primarily on the engineer's visual inspection. The department may require the contractor to sample, test, and report gradation or the fracture results to show conformance of the material. One test per source, production process, or change of production process may be required.

Replace standard spec 312.5(2) with the following:

Payment for Select Crushed Material is full compensation for providing and compacting Select Crushed Material and all work necessary to provide gradation or fracture test results.

SER-321-001 (20160831)

22. High Performance Dowel Bars for Concrete Pavement.

Replace standard spec 415.2.2 with the following:

- (1) Furnish steel reinforcement conforming to standard spec 505. Furnish tie bars as the plans show and conforming to standard spec 505.2.6.
- (2) Furnish dowel bars of the dimensions the plans show and conforming to standard spec 505.2.6 except for transverse joints in concrete pavement, furnish non-corrosive, high performance dowel bars from the department's APL. Use only one type of high performance bar for work under the contract.

416-020 (20191121)

23. QMP HMA Pavement Nuclear Density.

A Description

Replace standard spec 460.3.3.2 (1) and standard spec 460.3.3.2 (4) with the following:

- (1) This special provision describes density testing of in-place HMA pavement with the use of nuclear density gauges. Conform to standard spec 460 except as modified in this special provision.
- (2) Provide and maintain a quality control program defined as all activities and documentation of the following:
 1. Selection of test sites.
 2. Testing.
 3. Necessary adjustments in the process.
 4. Process control inspection.
- (3) Chapter 8 of the department's construction and materials manual (CMM) provides additional detailed guidance for QMP work and describes required procedures.

<https://wisconsindot.gov/rdwy/cmm/cm-08-00toc.pdf>

- (4) The department's Materials Reporting System (MRS) software allows contractors to submit data to the department electronically, estimate pay adjustments, and print selected reports. Qualified personnel may obtain MRS software from the department's web site at:

<http://www.atwoodsyste.ms.com/>

B Materials

B.1 Personnel

- (1) Nuclear gauge owners and personnel using nuclear gauges shall comply with WisDOT requirements according to 460.3.3 and CMM 8-15.

B.2 Testing

- (1) Conform to ASTM D2950 and CMM 8.15 for density testing and gauge monitoring methods. Conform to CMM 8-15.10.4 for test duration and gauge placement.

B.3 Equipment

B.3.1 General

- (1) Furnish nuclear gauges according to CMM 8-15.2.
- (2) Furnish nuclear gauges from the department's approved product list at
<https://wisconsindot.gov/Pages/doing-bus/eng-consultants/cnslt-rsrcs/tools/appr-prod/default.aspx>

B.3.2 Comparison of Nuclear Gauges

B.3.2.1 Comparison of QC and QV Nuclear Gauges

- (1) Compare QC and QV nuclear gauges according to CMM 8-15.7.

B.3.2.2 Comparison Monitoring

- (1) Conduct reference site monitoring for both QC and QV gauges according to CMM 8-15.

B.4 Quality Control Testing and Documentation

B.4.1 Lot and Sublot Requirements

B.4.1.1 Mainline Traffic Lanes, Shoulders, and Appurtenances

- (1) Divide the pavement into lots and sublots for nuclear density testing according to CMM 8-15.10.2.
- (2) Determine required number of tests according to CMM 8-15.10.2.1.
- (3) Determine random testing locations according to CMM 8-15.10.3.

B.4.1.2 Side Roads, Crossovers, Turn Lanes, Ramps, and Roundabouts

- (1) Divide the pavement into lots and sublots for nuclear density testing according to CMM 8-15.10.2.
- (2) Determine required number of tests according to CMM 8-15.10.2.2.
- (3) Determine random testing locations according to CMM 8-15.10.3.

B.4.2 Pavement Density Determination

B.4.2.1 Mainline Traffic Lanes and Appurtenances

- (1) Calculate the average subplot densities using the individual test results in each subplot.
- (2) If all subplot averages are no more than one percent below the target density, calculate the daily lot density by averaging the results of each random QC test taken on that day's material.
- (3) If any subplot average is more than one percent below the target density, do not include the individual test results from that subplot when computing the lot average density and remove that subplot's tonnage from the daily quantity for incentive. The tonnage from any such subplot is subject to disincentive pay as specified in standard spec 460.5.2.2.

B.4.2.2 Mainline Shoulders

B.4.2.2.1 Width Greater Than 5 Feet

- (1) Determine the pavement density as specified in B.4.2.1.

B.4.2.2.2 Width of 5 Feet or Less

- (1) If all subplot test results are no more than 3.0 percent below the minimum target density, calculate the daily lot density by averaging all individual test results for the day.
- (2) If a subplot test result is more than 3.0 percent below the target density, the engineer may require the unacceptable material to be removed and replaced with acceptable material or allow the nonconforming material to remain in place with a 50 percent pay reduction. Determine the limits of the unacceptable material according to B.4.3.

B.4.2.3 Side Roads, Crossovers, Turn Lanes, Ramps, and Roundabouts

- (1) Determine the pavement density as specified in B.4.2.1.

B.4.2.4 Documentation

- (1) Document QC density test data as specified in CMM 8.15. Provide the engineer with the data for each lot within 24 hours of completing the QC testing for the lot.

B.4.3 Corrective Action

- (1) Notify the engineer immediately when an individual test is more than 3.0 percent below the specified minimum in standard spec 460.3.3.1. Investigate and determine the cause of the unacceptable test result.
- (2) The engineer may require unacceptable material specified in B.4.3(1) to be removed and replaced with acceptable material or allow the nonconforming material to remain in place with a 50 percent pay reduction. Determine limits of the unacceptable area by measuring density of the layer at 50-foot increments both ahead and behind the point of unacceptable density and at the same offset as the original test site. Continue testing at 50-foot increments until a point of acceptable density is found as specified in standard spec 460.5.2.2(1). Removal and replacement of material may be required if extended testing is in a previously accepted subplot. Testing in a previously accepted subplot will not be used to recalculate a new lot density.
- (3) Compute unacceptable pavement area using the product of the longitudinal limits of the unacceptable density and the full subplot width within the traffic lanes or shoulders.
- (4) Retesting and acceptance of replaced pavement will be as specified in standard spec 105.3.
- (5) Tests indicating density more than 3.0 percent below the specified minimum, and further tests taken to determine the limits of unacceptable area, are excluded from the computations of the subplot and lot densities.
- (6) If 2 consecutive subplot averages within the same paving pass and same target density are more than one percent below the specified target density, notify the engineer and take necessary corrective action. Document the locations of such sublots and the corrective action that was taken.

B.5 Department Testing

B.5.1 Verification Testing

- (1) The department will have a HTCP certified technician, or ACT working under a certified technician, perform verification testing. The department will test randomly at locations independent of the contractor's QC work. The department will perform verification testing at a minimum frequency of 10 percent of the sublots and a minimum of one subplot per mix design. The sublots selected will be within the active work zone. The contractor will supply the necessary traffic control for the department's testing activities.
- (2) The QV tester will test each selected subplot using the same testing requirements and frequencies as the QC tester.
- (3) If the verification subplot average is not more than one percent below the specified minimum target density, use the QC tests for acceptance.
- (4) If the verification subplot average is more than one percent below the specified target density, compare the QC and QV subplot averages. If the QV subplot average is within 1.0 lb/ft³ of the QC subplot average, use the QC tests for acceptance.
- (5) If the first QV/QC subplot average comparison shows a difference of more than 1.0 lb/ft³ each tester will perform an additional set of tests within that subplot. Combine the additional tests with the original set of tests to compute a new subplot average for each tester. If the new QV and QC subplot averages compare to within 1.0 lb/ft³, use the original QC tests for acceptance.
- (6) If the QV and QC subplot averages differ by more than 1.0 lb/ft³ after a second set of tests, resolve the difference with dispute resolution specified in B.6. The engineer will notify the contractor immediately when density deficiencies or testing precision exceeding the allowable differences are observed.

B.5.2 Independent Assurance Testing

- (1) Independent assurance is unbiased testing the department performs to evaluate the department's verification and the contractor's QC sampling and testing including personnel qualifications, procedures, and equipment. The department will perform the independent assurance review according to the department's independent assurance program.

B.6 Dispute Resolution

- (1) The testers may perform investigation in the work zone by analyzing the testing, calculation, and documentation procedures. The testers may perform gauge comparison according to B.3.2.1.
- (2) The testers may use comparison monitoring according to B.3.2.2 to determine if one of the gauges is out of tolerance. If a gauge is found to be out of tolerance with its reference value, remove the gauge from the project and use the other gauge's test results for acceptance.
- (3) If the testing discrepancy cannot be identified, the contractor may elect to accept the QV subplot density test results or retesting of the subplot in dispute within 48 hours of paving. Traffic control costs will be split between the department and the contractor.
- (4) If investigation finds that both gauges are in error, the contractor and engineer will reach a decision on resolution through mutual agreement.

B.7 Acceptance

- (1) The department will not accept QMP HMA Pavement Nuclear Density if a non-compared gauge is used for contractor QC tests.

C (Vacant)

D (Vacant)

E Payment

E.1 QMP Testing

- (1) Costs for all sampling, testing, and documentation required under this special provision are incidental to the work. If the contractor fails to perform the work required under this special provision, the department may reduce the contractor's pay. The department will administer pay reduction under the Non-performance of QMP administrative item.

E.2 Disincentive for HMA Pavement Density

- (1) The department will administer density disincentives as specified in standard spec 460.5.2.2.

E.3 Incentive for HMA Pavement Density

- (1) The department will administer density incentives as specified in standard spec 460.5.2.3.
stp-460-020 (20181119)

24. Cold Patch, Item 495.1000.S.

A Description

This special provision describes furnishing cold patch and filling potholes and other voids in existing pavement surfaces as the engineer directs.

B Materials

Furnish a mixture of course aggregate, natural sand, and MC-250 bituminous material designed to have a workability range of 15-100° F without heating. Ensure that the mixture:

- Adheres to wet surfaces.
- Resists damage from water, salt, and deicing products.
- Requires no mixing or special handling before use.
- Supports traffic immediately after placement and compaction.

Conform to the following gradation:

SIEVE SIZE	PERCENT PASSING (by weight)
1/2-inch (12.5 mm)	100
3/8-inch (9.5 mm)	90 - 100
No. 4 (4.75 mm)	90 max
No. 8 (2.38 mm)	20 - 65
No. 200 (0.074 mm)	2 - 10
Bitumen	4.8 - 5.4

The department will accept cold patch based primarily on the engineer's visual inspection. The department may also test for gradation.

25. Adjusting Manhole Covers.

This special provision describes adjusting manhole covers conforming to standard spec 611 as modified in this special provision.

Adjust manhole covers located in pavement areas in two separate operations. Initially, remove designated manhole covers along with sufficient pavement to permit installation of temporary cover plate over the opening. Fill the excavated area with asphaltic pavement mixture, which shall remain in place until contract milling and paving operations permit setting the manhole frames to grade. During the second phase, remove the asphaltic pavement mixture surrounding the manhole plus the temporary cover plate, and set the manhole cover to final grade. The department will measure and pay for the items of asphaltic pavement mixture, temporary cover plate, milling, and paving separately.

Revise standard spec 611.3.7 by deleting the last paragraph.

Set the manhole frames so that they comply with the surface requirements of standard spec 450.3.2.9. At the completion of the paving, a 6-foot straightedge shall be placed over the centerline of each manhole frame parallel to the direction of traffic. A measurement shall be made at each side of the frame. The two measurements shall be averaged. If this average is greater than 5/8 inches, reset the manhole frame to the correct plane and elevation. If this average is 5/8 inches or less but greater than 3/8 inches, the manhole frame shall be allowed to remain in place but shall be paid for at 50 percent of the contract unit price.

If the manhole frame is higher than the adjacent pavement, the two measurements shall be made at each end of the straightedge. These two measurements shall be averaged. The same criteria for acceptance and payment as above, shall apply.

stp-611-005 (20030820)

26. Cover Plates Temporary, Item 611.8120.S.

A Description

This special provision describes providing and removing steel plates to cover and support asphaltic pavement and traffic loading at manholes, inlets and similar structures during milling and paving operations.

B Materials

Provide a 0.25 inch minimum thickness steel plate that extends to the outside edge of the existing masonry.

C (Vacant)

D Measurement

The department will measure Cover Plates Temporary as each individual unit, acceptably completed.

E Payment

The department will pay for measured quantities at the contract unit price under the following bid item:

ITEM NUMBER	DESCRIPTION	UNIT
611.8120.S	Cover Plates Temporary	EACH

Payment is full compensation for furnishing, installing, and removing the cover plates.

The steel plates shall become the property of the contractor when no longer needed in the contract work.

stp-611-006 (20151210)

27. Water.

Append standard spec 624 with the following:

Use water, if needed, upon engineer approval, to remove and clean the pavement of any remaining de-tacking agent prior to applying permanent pavement markings.

28. Signs Type I and II.

Furnish and install mounting brackets per approved product list for type II signs on overhead sign supports incidental to sign. For type II signs on sign bridges use aluminum vertical support beams noted above incidental to sign.

Supplement standard spec 637.2.4 with the following:

Use stainless steel bolts, washers and nuts for type I and type II signs mounted on sign bridges or type I signs mounted on overhead sign supports. Use clips on every joint for Sign Plate A 4-6 when mounted on a sign bridge or overhead sign support. Inspect installation of clips and assure bolts and nuts are tightened to manufacturers recommended torque values.

Use aluminum vertical sign support beams that have a 5-inch wide flange and weigh 3.7 pounds per foot, if the L-brackets are 4 inches wide then use 4 inch wide flange beams weighing 3.06 pounds per foot. Contractor shall measure the width of the L-brackets on existing structures of determine the width needed for sign support beams.

Use beams a minimum of six feet in length or equal to the height of the sign to be supported, whichever is greater. Use U-bolts that are made of stainless steel, one-half inch diameter and of the proper size to fit the truss cords of each sign bridge. Install vertical sign support beams on each sign and use new U-bolts to attach each beam to the top and bottom cord of the sign bridge truss.

For type II signs on overhead sign supports follow the approved product list for mounting brackets.

Replace standard spec 637.3.3.2(2) with the following:

Install Type I Signs at the offset stated in the plan, which shall be the clear distance between the edge of mainline pavement right edgeline and the near edge of the sign.

Supplement standard spec 637.3.3.3(3) with the following:

Furnish and install new aluminum vertical sign support beams on each sign and new U-bolts to attach each beam to the top and bottom cord of the sign bridge truss for Type I or Type II Signs and Type I signs on overhead sign supports incidental to sign.

Add the following to standard spec 641.2:

Submit shop drawings for sign bridges and overhead sign supports to SE Region Traffic Operations Engineer, Tom Heydel and Bureau of Structures Design.

SER-637-001 (20170621)

29. Field Facilities

Replace standard spec 642 with the following:

This contract will utilize the field office that will be established as part of the Project 1060-33-84, Zoo IC, USH 45.

30. Traffic Control.

Supplement standard spec 643.3.1 with the following:

Provide the Milwaukee County Sheriff's Department, the Wisconsin State Patrol, City of Milwaukee Police Department and the engineer a current telephone number with which the contractor or his representative can be contacted during non-working hours in the event a safety hazard develops.

Do not park or store equipment, contractor's and personal vehicles or construction materials within the clear zone or on any roadway carrying traffic during working and non-working hours except at locations and periods of time approved by the engineer.

Do not permit construction or personnel equipment or vehicles to directly cross the live traffic lanes of IH 41. Yield to all through traffic at all locations. Equip all vehicles or equipment operating in the live traffic lanes with a hazard identification beam (flashing yellow signal light) that is visible from 360 degrees. Operate the flashing yellow beam only when merging or exiting live traffic lanes or when parked or operating on shoulders, except when parked behind barrier wall. Do not park personal vehicles within the access control limits of the freeway. Do not cross live traffic lanes of IH 41 with equipment or vehicles.

Obtain prior approval from the engineer for the locations of egress or ingress for construction vehicles to prosecute the work.

Do not disturb, remove or obliterate any traffic control signs, advisory signs, sand barrel array, shoulder delineators or beam guard in place along the traveled roadways without the approval of the engineer.

Flagging operations shall follow standard spec 104.6.1.(4) and chapter 6E of the WMUTCD.

Replace standard spec 643.3.1.(7) with the following:

Provide equipment, forces, and materials to promptly restore any traffic control devices or pavement markings damaged or disturbed within 2 hours of being contacted.

SER-643-001 (20170808)

31. Covering Signs.

Replace standard spec 643.2.3.3(2) with the following:

- (2) Ensure that covers are flat black, blank, and opaque.

Add the following to standard spec 643.3.4.1 as paragraph four:

- (4) If multiple messages on a single sign are required to be covered, minimize the number of holes created by covering the sign with a single rectangular shaped covering. Multiple coverings on a single sign is only permissible where necessary to avoid covering necessary content or as directed by the engineer. Submit sign covering plans to the engineer for single signs requiring multiple coverings three days before performing work. Obtain engineer approval before covering signs. Remove sign coverings before placing fixed messages signs unless otherwise directed by the engineer.

sef-643-005 (20180104)

32. Traffic Control Detour Signs Not in Use

Replace standard spec 643.3.8.6(6) with the following:

Immediately remove or cover signing when the detour is no longer in effect. When removing signs, remove all signs, posts, supports, and other potential associated hazards to the traveling public from within the right-of-way.

SEF Rev. 14_1212

33. Nighttime Work Lighting-Stationary.

A Description

This special provision describes furnishing portable lighting as necessary to complete nighttime work. Nighttime operations consist of work specifically scheduled to occur after sunset and before sunrise.

B (Vacant)

C Construction

C.1 General

This provision shall apply when providing, maintaining, moving, and removing portable light towers and equipment-mounted lighting fixtures for nighttime stationary work operations, for the duration of nighttime work on the contract.

At least 14 days before the nighttime work, furnish a lighting plan to the engineer for review and acceptance. Address the following in the plan:

1. Layout, including location of portable lighting – lateral placement, height, and spacing. Clearly show on the layout the location of all lights necessary for every aspect of work to be done at night.
2. Specifications, brochures, and technical data of all lighting equipment to be used.
3. The details on how the luminaires will be attached.
4. Electrical power source information.
5. Details on the louvers, shields, or methods to be employed to reduce glare.
6. Lighting calculations. Provide illumination with average to minimum uniformity ratio of 5:1 or less throughout the work area.
7. Detail information on any other auxiliary equipment.

C.2 Portable Lighting

Provide portable lighting that is sturdy and free standing and does not require any guy wires, braces, or any other attachments. Furnish portable lighting capable of being moved as necessary to keep up with the construction project. Position the portable lighting and trailers to minimize the risk of being impacted by traffic on the roadway or by construction traffic or equipment. Provide lightning protection for the portable lighting. Portable lighting shall withstand up to 60 mph wind velocity.

If portable generators are used as a power source, furnish adequate power to operate all required lighting equipment without any interruption during the nighttime work. Provide wiring that is weatherproof and installed according to local, state, federal (NECA and OSHA) requirements. Equip all power sources with a ground-fault circuit interrupter to prevent electrical shock.

C.3 Light Level and Uniformity

Position (spacing and mounting height) the luminaires to provide illumination with an average to minimum uniformity ratio of 5:1 or less throughout the work area.

Illuminate the area as necessary to incorporate construction vehicles, equipment, and personnel activities.

C.4 Glare Control

Design, install, and operate all lighting supplied under these specifications to minimize or avoid glare that interferes with all traffic on the roadway or that causes annoyance or discomfort for properties adjoining the roadway. Locate, aim, and adjust the luminaires to provide the adequate level of illumination and the specified uniformity in the work area without the creation of objectionable glare.

Provide louvers, shields, or visors, as needed, to reduce any objectionable levels of glare. As a minimum, ensure the following requirements are met to avoid objectionable glare on the roadways open to traffic in either direction or for adjoining properties:

1. Aim tower-mounted luminaires, either parallel or perpendicular to the roadway, so as to minimize light aimed toward approaching traffic.
2. Aim all luminaires such that the center of beam axis is no greater than 60 degrees above vertical (straight down).

If lighting does not meet above-mentioned criteria, adjust the lighting within 24 hours.

C.5 Continuous Operation

Provide and have available sufficient fuel, spare lamps, generators, and qualified personnel to ensure that the lights will operate continuously during nighttime operation. In the event of any failure of the lighting system, discontinue the operation until the adequate level of illumination is restored. Move and remove lighting as necessary.

D (Vacant)

E Payment

Costs for furnishing a lighting plan, and for providing, maintaining, moving, and removing portable lighting, tower mounted lighting, and equipment-mounted lighting required under this special provision are incidental to the contract.

stp-643-010 (20100709)

34. Truck or Trailer-Mounted Attenuator, Item 643.1055.S.

A Description

- (1) This special provision describes protecting work operations with a truck or trailer-mounted attenuator (TMA).

B Materials

- (1) Furnish and maintain a TMA conforming to NCHRP Report 350 test level 3 or to MASH crashworthiness criteria. Submit written certification from the manufacturer that the host vehicle/attenuator configuration provided conforms to crashworthiness criteria. Include the federal-aid reimbursement eligibility letter with that submittal.
- (2) Provide a host vehicle and mount the attenuator conforming to the attenuator manufacturer's specifications. Provide the engineer a copy of the manufacturer's specifications and installation instructions.

C Construction

- (1) Coordinate with the engineer at least 72 hours before its intended use so the engineer can determine if the work operation requires TMA protection. The use of attenuators must be approved by the engineer.

- (2) Position the attenuator at a manufacturer-recommended location in advance of a stationary work operation. Position and maintain the attenuator consistently at the manufacturer-recommended distance from a mobile work operation. Ensure that an operator stays with the host vehicle while protecting a mobile work operation.

D Measurement

- (1) The department will measure Truck or Truck-Trailer-Mounted Attenuator by the day acceptably completed, measured to the 1/2-day based on the engineer-determined time the attenuator is required to protect work operations. The department will measure 4 or less hours per calendar day as a half day and over 4 hours as a full day.

E Payment

- (1) The department will pay for measured quantities at the contract unit price under the following bid item:

ITEM NUMBER	DESCRIPTION	UNIT
643.1055.S	Truck or Trailer-Mounted Attenuator	DAY

- (2) Payment is full compensation for providing the portable attenuator, host vehicle, and operator.

35. Traffic Control Interim Lane Closure, Item 643.4100.S.

A Description

This special provision describes closing a freeway/expressway traffic lane.

B (Vacant)

C Construction

Install and reposition traffic control devices as required to close a traffic lane. Remove and return the devices to their previous configuration when the closure is no longer required.

D Measurement

The department will measure Traffic Control Interim Lane Closure as each individual reposition/return cycle acceptably completed. The department will not measure additional moves or configuration changes as might be required solely to accommodate the contractor's operations.

The department will measure the closures by traffic lane and roadway. The department will not measure multiple closures in the same traffic lane on a project.

E Payment

The department will pay for measured quantities at the contract unit price under the following bid item:

ITEM NUMBER	DESCRIPTION	UNIT
643.4100.S	Traffic Control Interim Lane Closure	EACH

Payment is full compensation for closing and re-opening the affected traffic lane.

stp-643-030 (20170615)

36. Grooved Wet Reflective Contrast Epoxy Markings

Standard spec 646.3.2.3.1 (1) is hereby modified to utilize the existing groove where grooved in contrast tape is removed, where shown on the pavement marking plans.

37. Temporary Pavement Marking

Add the following to standard spec 649.3:

- (9) On pavements not scheduled for removal under this project, remove markings using air blasting, water blasting, or a combination of thereof. Do not use grinding on these pavements.

38. General Requirements for Electrical Work.

Replace standard spec 651.3.3 (3) with the following:

- (3) Request a signal inspection of the signal installation to the engineer after completing the Prerequisites for Underground Inspection or Prerequisites for Above Ground Inspection at least five working days prior to the time of the requested inspection. Notify the department’s Electrical Field Unit at (414) 266-1170 to coordinate the inspection. The department’s Region Electrical personnel will perform the inspection. In the event of deficiencies, request a re-inspection when the work is corrected. The engineer will not authorize continuation to aboveground work or turn-on until the contractor corrects all deficiencies.

39. Install Conduit Into Existing Item, Item 652.0700.S.

A Description

This special provision describes installing proposed conduit into an existing manhole, pull box, junction box, communication vault, or other structure.

B Materials

Use conduit, as provided and paid for under other items in this contract. Furnish backfill material, topsoil, fertilizer, seed, and mulch conforming to the the standard spec.

C Construction

Expose the outside of the existing structure without disturbing existing conduits or cabling. Drill the appropriate sized hole for entering conduits at a location within the structure without disturbing the existing cabling and without hindering the installation of new cabling within the installed conduit. Fill void area between the drilled hole and conduit with an engineer-approved filling material to protect against conduit movement and entry of fill material into the structure. Tamp backfill into place.

D Measurement

The department will measure Install Conduit Into Existing System by the unit, acceptably installed. Up to five conduits entering a structure per entry point into the existing structure will be considered a single unit. Conduits in excess of five, or conduits entering at significantly different entry points into the existing pull box, manhole, or junction box will constitute multiple units of payment.

E Payment

The department will pay for measured quantities at the contract unit price under the following bid item:

ITEM NUMBER	DESCRIPTION	UNIT
652.0700.S	Install Conduit Into Existing Item	EACH

Payment is full compensation for excavating, drilling holes; furnishing and installing all materials, including bricks, coarse aggregate, sand, bedding, and backfill; for excavating and backfilling; and for furnishing and placing topsoil, fertilizer, seed, and mulch in disturbed areas; for properly disposing of surplus materials; and for making inspections.

stp-652-070 (20100709)

40. Intelligent Transportation Systems (ITS) – Control of Materials.

Standard spec 106.2 – Supply Source and Quality

Add the following to standard spec 106.2:

The department will furnish a portion of equipment to be installed by the contractor. This department-furnished equipment includes the following:

Department-Furnished Items
Side-Fire Microwave Vehicle Detectors
Microwave Vehicle Detector Contact Closure Cards

Pick-up small department-furnished equipment, such as communications devices, cameras, and controllers, from the department's Statewide Traffic Operations Center (STOC), 433 W. St. Paul Ave., Milwaukee, WI 53203 at a mutually agreed upon time during normal state office hours. Contact the department's STOC at (414) 227-2166 to coordinate pick-up of equipment.

Transportation of the equipment between the electric shop and the field or interim location(s) shall be the responsibility of the contractor.

Standard spec 106.3 – Approval of Materials

Add the following to standard spec 106.3:

Design/Shop Drawings

Prior to the purchase and/or fabrication of any of the components listed herein, and for any non-catalog item shown on the Material and Equipment List specified above, and no more than 30 days after notice to proceed, submit five copies of design drawings and shop drawings, as required, to the department for review. The items and the drawings that represent them shall meet the requirements of the standard specifications.

Design drawing submissions shall consist of signed and certified designs, design drawings, calculations, and material specifications for required items.

Shop drawings will be required for, but not limited to the following:

1. Mounting assemblies for the vehicle speed and classification sensors, including their attachment to the structure.
2. Mounting LED warning signs to the sign structure.
3. Mounting detail for dynamic message signs.
4. Any contractor-designed structure or foundation.

The department will complete its review of the material within 30 days from the date of receipt of the submission, unless otherwise specified. The department will advise the contractor, in writing, as to the acceptability of the material submitted. The department may determine that if no exceptions were taken for the item, it is approved, and no further action is required by the contractor; or the item may be partially or totally rejected, in which case modify and/or amend the submittal as required by the department and resubmit the item within 14 days. At this time, the review and approval cycle described above will begin again.

670-005 (20150630)

41. Intelligent Transportation Systems – General Requirements.

A Description

A.1 General

This special provision describes providing elements for an Intelligent Transportation System (ITS) in or along the existing roadway as the plans show.

Unusual aspects of this project include:

1. The project includes working on cables and equipment that are carrying data between roadside equipment and the department's Statewide Traffic Operations Center (STOC). Interruption of this service is not expected to perform this work. If an interruption is determined necessary, it must be done on a weekend, and must be done in a way that minimizes communication outages for the existing equipment. Notify the department's STOC at least 48 hours in advance of the planned interruption.
2. The department will furnish some of the equipment to be installed. Make a reasonable effort to discover defects in that equipment before installing it.

A.2 Surge Protection

Equip every ungrounded conductor wire entering or leaving any equipment cabinet with a surge protector. For purposes of this section, multiple cabinets on a single pole or foundation are considered a single cabinet.

B Materials

B.1 General

Only furnish equipment and component parts for this work that are new and have high quality workmanship. All controls, indicators, and connectors shall be clearly and permanently labeled in a manner approved by the engineer. All equipment of each type shall be identical.

All electrical equipment shall conform to the standards and requirements of the Wisconsin Electrical Code, the National Electrical Manufacturers Association (NEMA), National Electric Safety Council (NESC), Underwriter's Laboratory Inc. (UL) or the Electronic Industries Association (EIA), when applicable. All materials and workmanship shall conform to the requirements of the National Electrical Code (NEC), Rural Electrification Administration (REA), Standards of the American Society for Testing and Materials (ASTM), American Association of State Highway and Transportation Officials (AASHTO), requirements of the plans these special provisions, the standard specifications, and to any other codes, standards, or ordinances that may apply. All system wiring, conduit, grounding hardware and circuit breakers shall be in conformance with the National Electrical Code. Whenever reference is made to any of the standards mentioned, the reference shall be considered to mean the code, ordinance, or standard that is in effect at the time of the bid advertisement.

B.2 Outdoor Equipment

All conductive connectors, pins (except pins connected by soldering), and socket contacts shall be gold plated. Acrylic conformal coating shall protect each circuit board side that has conductive traces. Except for integrated circuits containing custom firmware, all components shall be soldered to the printed circuit board.

To prevent galvanic corrosion, all connections between dissimilar metals shall incorporate a means of keeping moisture out of the connection. Where the connection need not conduct electricity, interpose a non-absorbing, inert material or washer between the dissimilar metals. Use nonconductive liners and washers to insulate fasteners from dissimilar metals. Where the connection must conduct electricity, use a conductive sealant between the dissimilar metals. Alternatively, use an insulating gasket and a bond wire connecting the two metal parts.

B.3 Custom Equipment

Equipment that is not part of the manufacturer's standard product line, or that is made or modified specifically for this project, shall conform to the following requirements:

Where practical, electronics shall be modular plug-in assemblies to facilitate maintenance. Such assemblies shall be keyed to prevent incorrect insertion of modules into sockets.

All components shall be available from multiple manufacturers as part of the manufacturers' standard product lines. All must be clearly labeled with the value, part number, tolerance, or other information sufficient to enable a technician to order an exact replacement part.

Lamps used for indicator purposes shall be light-emitting diodes.

The printed circuit boards shall be composed of "two-ounce" copper on 1/16 inch thick fiberglass epoxy or equivalent type construction. Holes that carry electrical connections from one side of the boards to the other shall be completely plated through. Multilayer printed circuit boards shall not be used. The name or reference number used for the board in the drawings and maintenance manuals supplied to the department shall be permanently affixed to each board.

All components shall be mounted so that the identifying markings are visible without moving or removing any part, if practical.

B.4 Environmental Conditions

Equipment shall continue to operate as specified under the following ranges of environmental conditions, except as noted in the specifications for individual pieces of equipment.

1. **Vibration and Shock:** Vehicle speed and classification sensors and any other equipment mounted atop poles or on structures shall not be impaired by the continuous vibration caused by winds (up to 90 mph with a 30 percent gust factor) and traffic.
2. **Duty Cycle:** Continuous
3. **Electromagnetic Radiation:** The equipment shall not be impaired by ambient electrical or magnetic fields, such as those caused by power lines, transformers, and motors. The equipment shall not radiate signals that adversely affect other equipment.

4. **Electrical Power:**

- 4.1. **Operating power:** The equipment shall operate on 120-volts, 60-Hz, single-phase unless otherwise specified. It shall conform to its specified performance requirements when the input voltage varies from 89 to 135 volts and the frequency varies +3 Hz.
- 4.2. **High frequency interference:** The equipment operation shall be unaffected by power supply voltage spikes of up to 150 volts in amplitude and 10 microseconds duration.
- 4.3. **Line voltage transients:** The equipment operation shall be unaffected by voltage transients of plus or minus 20 percent of nominal line voltage for a maximum duration of 50 milliseconds. Equipment in the field shall meet the power service transient requirements of NEMA Standard TS-2 when connected to the surge protectors in the cabinets.

5. **Temperature and Humidity:**

- 5.1. **Field equipment:** Equipment in the field shall meet the temperature and humidity requirements of NEMA Standard TS-2. Liquid crystal displays shall be undamaged by temperatures as high as 165 degrees F, and shall produce a usable display at temperatures up to 120 degrees F.
- 5.2. **Equipment in Controlled Environments:** shall operate normally at any combination of temperatures between 50 degrees F and 100 degrees F, and humidity's between 5 percent and 90 percent, non-condensing, and with a temperature gradient of 9 degrees F per hour.

B.5 Patch Cables and Wiring

All cables and wiring between devices installed in a single cabinet, or in separate cabinets sharing a single concrete base, will be considered incidental to the installation of the devices and no separate payment will be made for them. It is anticipated that this will include fiber optic patch cables between termination panels and Ethernet switches, 10 / 100 MBPS Ethernet cables, RS-232 cables between individual devices and terminal servers, and power cables between individual devices and power sources within the cabinets.

B.6 Surge Protection

Low-voltage signal pairs, including twisted pair communication cable entering each cabinet shall be protected by two-stage, plug-in surge protectors and shall be installed on both ends of camera control cables. The protectors shall meet or exceed the following minimum requirements:

1. The protectors shall suppress a peak surge current of up to 10k amps.
2. The protectors shall have a response time less than one nanosecond.
3. The protector shall clamp the voltage between the two wires at a voltage that is no more than twice the peak signal voltage and clamp the voltage between each wire and ground at 50 volts.
4. The first stage of protection shall be a three-element gas discharge tube, and the second stage shall consist of silicon clamping devices.
5. The protector shall also contain a resettable fuse (PTC) to protect against excessive current.
6. There shall be no more than two pairs per protector.
7. It shall be possible to replace the protector without using tools.

Cables carrying power to curve signs shall be protected at the cabinet by grounded metal oxide varistors of appropriate voltages. The varistors must be at least 0.8 inch in diameter.

C Construction

C.1 Thread Protection

Provide rust, corrosion, and anti-seize protection at all thread assemblies of metallic parts by coating (non-spray) the mating surfaces with an approved compound. Failure to use an approved compound will result in no payment for the items to which coating was to have been applied.

C.2 Cable Installation

When installing new cables into conduits containing existing cables, remove the existing cables and reinstall the existing cables simultaneously with the new cables. Take every precaution necessary to protect the existing cables. In the event of avoidable damage to the existing cables, replace all damaged cables, in-kind, at no additional expense to the department. When cables are pulled into conduit, use a cable pulling lubricant approved by the cable manufacturer. Submit documentation supporting manufacturer approval of the lubricant to the engineer.

C.3 Wiring

Every conductor, except a conductor contained entirely within a single piece of equipment, must terminate either in a connector or on a terminal block. Provide and install the connectors and terminal blocks where needed, without separate payment. Use approved splice kits instead of connectors and terminal blocks for underground power cable splices.

Permanently label and key connectors to preclude improper connection. Obtain prior engineer approval for labeling methods before use.

Terminal blocks must be affixed to panels that permanently identify the block and what wire connects to each terminal. This may be accomplished by silk screening or by installing a laminated printed card under the terminal block, with the labels on portions of the card that extend beyond the block. Installation of terminal blocks by drilling holes in the exterior wall of the cabinet is not acceptable.

Use barriers to protect personnel from accidental contact with all dangerous voltages.

Do not install conductors carrying AC power in the same wiring harness as conductors carrying control or communication signals.

Arrange wiring, including fiber optic pigtails, so that any removable assembly can be removed without disturbing wiring that is not associated with the assembly being removed.

Communication and control cables may not be spliced underground, except where indicated on the plans.

Cables in the Statewide Traffic Operations Center or in communication hubs, which are not contained within a single cabinet, shall have at least 10 feet of slack.

C.4 System Operations

If the contractor's operations unexpectedly interrupt Intelligent Transportation Systems (ITS) service, notify the engineer immediately and restore service within 24 hours. Repair all damaged facilities to the condition existing before the interruption. If service is not restored within 24 hours, the department may restore service to any operating device and deduct restoration costs from payments due the contractor.

C.5 Surge Protection

Arrange the equipment and cabinet wiring to minimize the distance between each conductor's point of entry and its protector. Locate the protector as far as possible from electronic equipment. Ensure that all wiring between the surge protectors and the point of entry is free from sharp bends.

D Measurement

The department will not measure the work performed under this special provision.

E Payment

The department will pay for the work performed under this special provision under the contract ITS bid items.

670-010 (20100709)

42. Ground Rod, Item SPV.0060.2002.

A Description

This special provision describes installing a ground rod and ground wire.

B Materials

Ground rod shall be copper clad steel with cladding 13 mils thick. The minimum diameter is 5/8-inch, and the minimum length is eight feet. Ground wire shall be AWG # 6 bare, solid copper.

C Construction

Use exothermic welding to connect the ground wire to the rod. Install the rod vertically, or as close to vertical as conditions permit. Select locations with moist soil, if available. Place the rod at least six feet from all other ground rods.

D Measurement

The department will measure Ground Rod by the unit, acceptably installed.

E Payment

The department will pay for measured quantities at the contract unit price each under the following bid item:

ITEM NUMBER	DESCRIPTION	UNIT
SPV.0060.2002	Ground Rod	EACH

Payment is full compensation for installation of the ground rod and ground wire; and welding and connections at both ends of the ground wire.

43. Refocus Side-Fire Vehicle Detector Site, Item SPV.0060.2003.

A Description

This special provision describes refocusing an existing microwave detector, or detectors, on a temporary or permanent pole or other structure, for operation with a new lane configuration.

B Materials

Materials include one or more Image Sensing Systems (ISS) Remote Traffic Microwave Sensors (RTMS) and the respective pole or other structure the sensor or sensors are mounted on.

C Construction

Coordinate all planned down-time of vehicle detector assemblies with the STOC at (414) 227-2166. Notify the STOC an amount of time ahead of planned down-time equal to the planned down-time. Examples would be that a 4-hour temporary down-time of the system would require notification 4-hours ahead of time while an 8-hour planned down-time would require 8-hours of advance notification.

Inspect the vehicle detector assembly for damage. Report any pre-existing damage to the engineer.

Refocus and recalibrate each detector on the respective pole each time the adjacent traffic pattern is changed due to a change in traffic control or construction staging.

Verify to the satisfaction of the engineer that the detectors at the pole are working properly.

D Measurement

The department will measure Refocus Side-Fire Vehicle Detector Site by the site visit, regardless the number of detectors at the site, acceptably refocused and operational.

E Payment

The department will pay for measured quantities at the contract unit price each under the following bid item:

ITEM NUMBER	DESCRIPTION	UNIT
SPV.0060.2003	Refocus Side-Fire Vehicle Detector Site	EACH

Payment is full compensation for refocusing the detector(s) at each site visit fully operational for each new lane configuration.

44. Traffic Control Close-Open Freeway Entrance Ramp, Item SPV.0060.5001.

A Description

This special provision describes closing and re-opening a freeway entrance ramp and associated auxiliary lane.

B (Vacant)

C Construction

Install or reposition traffic control devices required for closing a freeway entrance ramp and adjacent auxiliary lanes. Remove or return traffic control devices to their previous configuration when the closure is no longer required.

D Measurement

The department will measure Traffic Control Close-Open Freeway Entrance Ramp by each individual ramp closure, acceptably completed.

E Payment

The department will pay for measured quantities at the contract unit price under the following bid item:

ITEM NUMBER	DESCRIPTION	UNIT
SPV. 0060.5001	Traffic Control Close-Open Freeway Entrance Ramp	EACH

Payment is full compensation for closing and re-opening the freeway entrance ramp. Traffic Control devices will be paid separately.

sef-643-001 (20190828)

45. Traffic Control Full Freeway Closure, Item SPV. 0060.5002.

A Description

This special provision describes closing and re-opening a freeway or expressway.

B (Vacant)

C Construction

Install or reposition traffic control devices required for a full freeway closure. Remove or return traffic control devices to their previous configuration when the full closure is no longer required.

D Measurement

The department will measure Traffic Control Full Freeway Closure by each individual freeway closure that is set up and later removed in each traffic direction, acceptably completed.

E Payment

The department will pay for measured quantities at the contract unit price under the following bid item:

ITEM NUMBER	DESCRIPTION	UNIT
SPV. 0060.5002	Traffic Control Full Freeway Closure	EACH

Payment is full compensation for closing and re-opening the freeway. Traffic Control devices will be paid separately.

sef-643-003 (20180627)

46. Removing Raised Pavement Markers And Filling Voids, Item SPV.0060.5003.

A Description

This special provision describes removing raised pavement markers.

B (Vacant)

C Construction

Remove and dispose of raised pavement markers (RPM) as shown on the plans. Fill hole left by RPM removal with epoxy, which is to be 2-part conforming to AASHTO M237, type IV. Use epoxy formulated to hard cure in 30-45 minutes at the field temperature. Mix the epoxy with an automatic mixer, to a uniform color before dispensing. Do not place epoxy when the pavement surface temperature or the ambient air temperature is less the 40 degrees Fahrenheit. Place a traffic cone over each area until the epoxy is cured.

D Measurement

The department will measure Removing Raised Pavement Markers by each raised pavement marker, acceptably removed.

E Payment

The department will pay for measured quantities at the contract unit price under the following bid item:

ITEM NUMBER	DESCRIPTION	UNIT
SPV.0060.5003	Removing Raised Pavement Markers And Filling Voids	EACH

Payment is full compensation for removing and properly disposing of raised pavement markers; for filling the hole with epoxy; and for placing and removing traffic cones.

47. Utility Line Opening (ULO), Item SPV.0060.5004.

A Description

This special provision describes excavating to uncover utilities for the purpose of determining elevation and potential conflicts with proposed work, as shown on the plans or as directed by the engineer.

B (Vacant)

C Construction

Perform the excavation according to Wisconsin State Statute 182.0175.

Perform the utility line openings as soon as possible, before ordering precast structures, and at least 10 days in advance of proposed utility construction to allow any conflicts to be resolved with minimal disruption. Allow the engineer a minimum of three working days once utility line opening information is received to review all relevant design information.

Coordinate and approve all utility line openings with the engineer. Notify the utilities a minimum of three days before the work so they may be present.

Backfill the excavation with suitable backfill material, and thoroughly compact.

D Measurement

The department will measure Utility Line Opening (ULO) as each individual utility line opening (ULO) acceptably completed. Utility line openings include a trench up to 10-feet long as measured at the trench bottom, and of any width and depth required to locate the intended utility. Where utilities are within 6 feet of each other at a potential conflict location, only one utility line opening will be measured.

E Payment

The department will pay for measured quantities at the contract unit price under the following bid item:

ITEM NUMBER	DESCRIPTION	UNIT
SPV.0060.5004	Utility Line Opening (ULO)	EACH

Payment is full compensation for performing the excavation required to expose the utility line, backfilling, and for restoring and cleaning up the site.

swr-107-001 (20160601)

48. Fastening Sewer Access Covers, Item SPV.0060.5005.

A Description

This special provision describes sealing, maintaining, and removing sealant for sewer access covers.

B Materials

Furnish preformed butyl rubber based sealant conforming to ASTM C990 Section 6.2. Size the preformed joint sealant to fill the joint to 50% of its annular volume when assembled.

C Construction

Open the sewer access cover, inspect the frame and grate, and remove material that will interfere with the sealant application from the cover and casting. Apply sealant in a continuous ring around the frame without stretching. Knead the ends together with no overlap.

Monitor performance during the project and maintain as needed. Remove sealant after traffic is shifted into its final configuration.

D Measurement

The department will measure Fastening Sewer Access Covers as each individual cover, acceptably completed.

E Payment

The department will pay for measured quantities at the contract unit price under the following bid item:

ITEM NUMBER	DESCRIPTION	UNIT
SPV.0060.5005	Fastening Sewer Access Covers	EACH

Payment is full compensation for providing and maintaining sealed covers; and removing sealant.

sef-611-015 (20180104)

49. Mobilizations Emergency Pavement Repair, Item SPV.0060.5006.

A Description

This special provision describes furnishing and mobilizing personnel, equipment, traffic control, and materials to the project site to repair the existing pavement for emergencies as the engineer directs. An emergency is a sudden occurrence of a serious and urgent nature, beyond normal maintenance of the existing pavement.

B (Vacant)

C Construction

Mobilize with sufficient personnel, equipment, traffic control, materials, and incidentals on the jobsite within 4 hours of the engineer's written order to repair the existing pavement on an emergency basis.

D Measurement

The department will measure Mobilizations Emergency Pavement Repair as each individual mobilization acceptably completed. The department will not include delivering and installing pavement repair or maintenance materials provided for in specific contract bid items. All traffic control items used for each Mobilization will be considered incidental to the Mobilization.

E Payment

The department will pay for measured quantities at the contract unit price under the following bid items:

ITEM NUMBER	DESCRIPTION	UNIT
SPV.0060.5006	Mobilizations Emergency Pavement Repair	EACH

Payment is full compensation for the staged moving of personnel, moving equipment, setting up and removing traffic control, traffic control materials, and moving materials. The department will pay separately for delivery and installation of pavement repair materials under the other bid items in this contract. The department will not pay separately for traffic control items and materials even though they may be included in other bid items in this contract and will consider them incidental to each Mobilization.

sef-999-025 (20170310)

50. Survey Project 1100-17-76 Item SPV.0060.5007.

A Description

This special provision describes modifying standard specs 105.6 and 650 and as follows to define the requirements for construction staking for this contract.

Replace standard spec 105.6.2 with the following:

The department will not perform any construction staking for this contract. Obtain engineer's approval prior to performing all survey required to lay out and construct the work under this contract.

The survey includes establishing horizontal and vertical position for all aspects of construction including but not limited to storm sewer, subgrade, base, curb, gutter, curb and gutter, pipe culverts, drainage structures including cover adjustments and fastening covers, structure layout, bridges, noise barriers, all retaining wall layout, pavement including concrete pavement repair SHES and concrete pavement replacement SHES

and joint sealants, pavement markings (temporary and permanent), barriers (temporary and permanent), overhead signs, freeway and local street lighting, electrical installations, supplemental control, slope stakes, ponds, traffic signals, ITS, FTMS, parking lots, paths, utilities, conduit, water main, sanitary sewer, booster stations, landscaping elements including erosion control items, irrigation system layout, installation of community sensitive design elements, traffic control items, signing, fencing, foam jacking, etc.

The department may choose to perform quality assurance surveys during the project. These quality assurance surveys do not relieve the responsibility for performing all survey work required to lay out and construct the work under this contract.

Delete standard spec 650.1.

B (Vacant)

C Construction

Replace standard spec 650.3.1 (5) and 650.3.1 (6) with the following:

Perform survey work using global positioning or conventional methods. Establish additional benchmarks and control points as necessary to support the method of operation, or as the engineer directs. Do not use global positioning methods to establish the following:

1. Structure layout horizontal or vertical locations.
2. Concrete pavement vertical locations.
3. Curb, gutter, and curb and gutter vertical locations.
4. Concrete barrier vertical locations.
5. Storm Sewer layout horizontal or vertical locations, including but not limited to structure centers, offsets, access openings, rim and invert elevations.
6. Sanitary sewer construction or other gravity –based drainage system, including but not limited to structure centers, offsets, access openings, rim and invert elevations.

Maintain neat, orderly, and complete survey notes, drawings, and computations used in establishing the lines and grades. This includes, but is not limited to:

1. Raw data files.
2. Digital stakeout reports.
3. Control check reports.
4. Supplemental control files (along with method used to establish coordinates and elevation).
5. Calibration report.

Make the survey notes and computations available to the engineer within 24 hours as the work progresses unless a longer period is approved by the engineer.

Replace standard spec 650.3.3.1 with the following:

Under the Survey Project bid item, global positioning system (GPS) machine guidance for conventional subgrade staking on all or part of the work may be substituted. The engineer may require reverting to conventional subgrade staking methods for all or part of the work at any point during construction if, in the engineer's opinion, the GPS machine guidance is producing unacceptable results.

Replace standard spec 650.3.3.4.1 with the following:

The department will provide the contractor staking packet as described in the Construction and Materials Manual (CMM) 7.10. At any time after the contract is awarded, the available survey and design information may be requested. The department will provide that information within 5 business days of receiving the contractor's request. The department incurs no additional liability beyond that specified in standard spec 105.6 or standard spec 650 by having provided this additional information.

Supplement standard spec 650.3.3.3.6.2 with the following:

Record all subgrade elevation checks and submit a hard copy to the engineer within 24 hours or as requested by the engineer.

Supplement standard spec 650.3 with the following:

D Measurement

Replace standard spec 650.4 with the following:

The department will measure Survey Project 1100-17-76 by each project, acceptably completed.

E Payment

Replace standard spec 650.5 with the following:

The department will pay for measured quantities at the contract unit price under the following bid item:

ITEM NUMBER	DESCRIPTION	UNIT
SPV.0060.5007	Survey Project 1100-17-76	EACH

Payment is full compensation for performing all survey work required to lay out and construct all work under this contract. The department will not make final payment for any staking item until the contractor submits all survey notes and computations used to establish the required lines and grades to the engineer within 24 hours of completing this work. The department will deduct from payments due the contractor for the additional costs specified in 105.6. No additional payments will be made for re-staking due to construction disturbance and knock-outs.

SEF Rev. 14_0909

51. Pavement Cleanup Project 1100-17-76, Item SPV.0075.0001.

A Description

This special provision describes cleanup of dust and debris from pavements within and adjacent to the job site. Pavement Cleanup includes surveillance and reporting of all active haul routes.

B Materials

B.1 Pavement Cleanup

Furnish a vacuum-type street sweeper equipped with a power broom, water spray system, and a vacuum collection system.

Use vacuum equipment with a self-contained particulate collector capable of preventing discharge from the collection bin into the atmosphere.

Use a vacuum-type sweeper as the primary sweeper, except as specified in this special provision or approved by the engineer.

C Construction

C.1 Surveillance

Provide daily surveillance of active haul routes to identify if material is being tracked from the jobsite. Document the condition of the roads and all sweeping recommendations in a daily report. Submit reports to the engineer daily, including hourly metered tickets for that day's sweeping activities.

C.2 Pavement Cleanup

Keep all pavements, sidewalks, driveways, curb lanes and gutters within the project boundaries, free of dust and debris generated from all activity under the contract. Keep all pavements, sidewalks, driveways, curb lanes, and gutters adjacent to the project free of dust and debris that are caused by land disturbing, dust generating activities, as defined in the contractor's Dust Control Implementation Plan (DCIP).

Provide routine sweeping of all pavements, sidewalks, driveways, curb lanes and gutters on local-street active haul routes as defined in the DCIP or as directed by the engineer. Include the following roadways for routine sweeping:

- IH 41 (NB and SB)
- Silver Spring Drive (EB and WB)
- Good Hope Road (EB and WB)
- Service Ramps
- And all other roadways approved by the department

In addition to routine sweeping, conduct sweepings as the engineer directs or approves, to eliminate dust problems that might arise during off-work hours or emergencies. Provide the engineer with a contact person available at all times to respond to requests for emergency sweeping. Coordinate with engineer to determine deadlines for responding to emergency sweeping requests and cleaning up spillage and material tracked to/from the project.

Skid steers with mechanical power brooms may only be used on sidewalks and driveways whose pavements will not support the weight of a street sweeper, unless otherwise approved by the engineer. Do not dry sweep. Ensure all broomed equipment used for sweeping has a functioning water bar.

D Measurement

The department will measure Pavement Cleanup (Project 1100-01-77) by the hour, acceptably completed.

Tickets shall include:

- Date
- Company
- Operator name
- Equipment make/model
- Routes swept
- Total hours.

Total hours shall be to the nearest 0.25 hour that work under this item was performed.

E Payment

The department will pay for measured quantities at the contract unit price under the following bid item:

ITEM NUMBER	DESCRIPTION	UNIT
SPV. 0075.0001	Pavement Cleanup Project 1100-17-76	HR

Payment is full compensation for daily surveillance; preparing and submitting the daily surveillance report with hourly metered tickets; mobilization; sweeping; and disposing of materials.

sef-104-006 (20170323)

52. Foam-Jacking, Item SPV.0085.0001.

A Description

This special provision describes preparation, furnishing, boring, drilling and pumping high density polyurethane (HDP) under the concrete pavement to fill voids and/or to raise the pavement as the plans show or as directed by the engineer.

B Materials

Provide a two-part high-density polyurethane (HDP) system designed for highway roadways. The material shall be hydrophobic and closed cell as to not be compromised by moisture under the pavement.

The HDP material must attain at least 90 percent of its compressive strength within 30 minutes after injection and it must be a two part (1:1 by volume) HDP, Star 486 or equivalent.

A two year manufacturer material warranty against shrinkage or deterioration is required. If settlement occurs during the warranty period, the manufacturer will be required to reinject HDP material to densify the soil and restore the pavement to grade at no cost to the department.

Provide a general certification from the HDP manufacturer for each shipment stating the material meets or exceeds the following requirements and must be submitted with the bid documents:

Property	Required Value	ASTM Standard
Density	3.8 lbs/ft ³ to 4.2 lbs/ft ³	ASTM D1622
Compressive Strength, min	60 psi	ASTM D1621
Tensile Strength, min	60 psi	ASTM D1623
Shear Strength, min	40 psi	ASTM C273
Closed Cell Content	85%	ASTM D6226

C Construction

Conduct the work according to the manufacturer's published guidelines, the standard specifications and as detailed herein.

The contractor must possess at least five years of experience and successfully completed 10 or more projects of similar scope conducting this type of work. Submit documentation to the engineer for approval with sufficient detail to verify qualifications.

Submit a plan to the engineer for approval at least ten work days prior to the start of work detailing the proposed soil testing, injection limits, injection pattern, injection depth and pavement survey. Conduct the pavement survey before and after completing the work.

Once on site, prepare the area which may require saw cutting of the joints and removal of asphalt as directed by the engineer.

Drill a series of injection holes (5/8 inch to 2 inch diameter) through the existing pavement and approach slabs at intervals and depths that will facilitate the complete densification of the soil and/or raising of the slabs around the existing bridge approach slabs to the limits defined on the plans or as directed by the engineer.

Once preparation is complete as outlined above, insert polyurethane foam material until the approach pavement and slabs are raised to the height directed by the engineer.

Perform work in a manner that avoids pavement blowout, cracking, excessive lifting, uneven pavement, or excessive lateral pressure on adjacent retaining walls. Damage caused by the contractor's operation must be repaired to a like condition at no cost to the department.

If the initial injection does not produce desired results, the injection process must be repeated until an acceptable improvement has been attained.

At completion of the work, patch the drilled holes with engineer approved product so they are flush with existing surface.

Dispose of excess HDP material and other debris according to the standard specifications

D Measurement

The department will measure Foam-Jacking by the LB of polyurethane system, acceptably pumped into the drilled holes to fill the voids and raise the slab. Quantity will be measured using scale on site.

E Payment

The department will pay for measurement quantity at the contract unit price under the following bid item:

ITEM NUMBER	DESCRIPTION	UNIT
SPV.0085.0001	Foam-Jacking	LB

Payment is full compensation for preparation of approach pavement and slabs, providing and pumping the polyurethane system, patching the drilled holes, and disposal of excess material and debris.

53. Sealing Cracks and Joints with Hot-Applied Sealant, Item SPV.0085.0002.

A Description

This special provision describes sealing primary crack and joints along their entire length of HMA and Portland cement concrete pavements, at locations shown in the contract documents or as directed by the engineer.

Primary cracks are defined as those cracks greater than or equal to 0.25-inches (6-mm) wide.

B Materials

B.1 Sealant Material

Use a sealant material meeting the requirements of ASTM D6690 Type II: Joint and Crack Sealants, Hot Applied, for Asphalt and Concrete Pavements, modified to require that the bond strength test be run at -20° F (the unmodified ASTM D6690 Type II allows this test to be run at 0° F). Deliver the sealant in the manufacturer's original sealed container legibly marked with the following information:

- Manufacturer's name
- Trade name of sealant
- Manufacturer's batch or lot number
- ASTM D6690, Type II
- Minimum application temperature
- Maximum (or safe) heating temperature

Prior to commencing work, provide the engineer with a certificate of compliance along with a copy of the manufacturer's recommendations pertaining to heating and application of the sealant.

B.2 Equipment

Equipment used in the performance of this work is subject to the engineer's approval.

- Air Compressor shall be portable and have a minimum rated capacity of 100 ft³ of air per minute at 90-psi pressure at the nozzle and have sufficient hose to maintain a continuing operation without interruption. The unit shall also be equipped with traps that will maintain the compressed air free of oil and water.
- High Pressure Air Lance or Hot Air Lance shall be designed specifically for use in cleaning highway pavement and to remove debris, dirt, and dust from the cracks.
- Hand tools shall consist of brooms, shovels, metal bars with chisel shaped ends, and any other tools that may be satisfactorily used to accomplish this work.
- Squeegees shall be of a flexible rubber type, in the shape of a "vee" (V), and capable of contacting materials up to 450° F without damage to it or materials.
- Pouring Pots shall be equipped with mobile carriage and have a flow control valve that allows all cracks to be filled to refusal so as to eliminate all voids or entrapped air and not leave unnecessary surplus crack sealer on pavement surfaces.
- Melting Kettle shall be constructed as a double lined boiler with space between the inner and outer shells filled with oil or other material for heat transfer. The material for transferring heat shall have a flash point of not less than 600° F. Positive temperature control and mechanical agitation will be provided. Direct heating shall not be used. When using, maintain the temperature of the sealing compound within the range specified by the manufacturer. The kettle shall be equipped with thermostatic controls calibrated between 200° F and 550° F.

C Construction

C.1 General

Prior to commencing work, complete all pavement repairs that are included in the contract and are adjacent to pavement cracks.

Furnish all equipment that is necessary for cleaning and sealing the pavement cracks. Use equipment meeting the description and performance requirements described herein and approved by the engineer.

Replace pavement markings that become covered or obliterated with the sealant, or both, at no additional cost to the department. Place the centerline marking, including no-passing zones on the same day that existing marking are obliterated, if the road is open to all traffic and if the surface is capable of retaining markings. Re-mark lane lines and edge lines within a timely manner.

C.2 Crack Preparation

Prepare cracks for sealing on the same day that they are to be sealed.

Use a high-pressure air lance or hot air lance to thoroughly clean cracks to a minimum depth of ½-inch (13-mm) of dust, dirt, foreign material, sand, and any other extraneous materials immediately prior to sealing. Do not burn, scorch, or ignite the adjoining pavement when using a hot air lance.

Install suitable traps or devices on the compressed air equipment to prevent moisture and oil from contaminating the crack surfaces. Maintain these devices and ensure that they are functioning properly.

Protect the public from potentially objectionable and/or hazardous airborne debris.

C.3 Sealant Melting

Heat and melt the sealant in a melter specified in B.2 Equipment.

Do not apply direct heat to the sealant. If and when using the heating kettle on concrete or asphaltic pavement, properly insulate the heating kettle to ensure that heat is not radiated to the pavement surface.

Do not use sealant material heated beyond the safe heating temperature.

If the manufacturer's recommendations allow the sealant to be reheated or heated in excess of six hours, recharge the melter with fresh material amounting to at least 20 percent of the volume of the material remaining in the melter.

C.4 Sealing

Perform sealing when ambient air temperature is at or above 40° F (5° C).

Seal the crack by placing the applicator wand in or directly over the crack opening and carefully discharge the sealant. Strike-off the sealant flush with the pavement surface using a squeegee or using a sealing shoe pressed firmly against the pavement. Only a narrow thin film of material measuring from 1.0 inches to 3.0 inches (25 mm to 75 mm) wide is allowed on the pavement surface after sealing the crack.

A low pressure, light spray of water may be used to accelerate cooling of the sealant. Blotting the sealant with fine aggregate is not allowed. Remove and dispose of sealant in excess of the specified thin "film" dimensions or that has not bonded to both sides of the crack.

Do not allow traffic on the sealed cracks until the seal has cured so as not to track. Clean sealed cracks damaged from traffic with high pressure air and reseal them to meet the specified thin film amount at no additional cost to the department.

The finished work shall produce a watertight crack sealed flush with the pavement surface.

D Measurement

The department will measure Sealing Cracks and Joints with Hot-Applied Sealant by the number of pounds of sealant used to properly seal cracks. Prior to starting work each shift, the contractor shall supply and visually verify with the engineer an inventory, in containers, of sealant material. At the end of each shift, the contractor shall supply and visually verify with the engineer the ending inventory, in containers, of sealant material. The quantity of sealant used will be determined by counting the number of containers used each night multiplied by the indicated pounds of sealant contained in each container.

E Payment

The department will pay for measured quantities at the contract unit price under the following bid item:

ITEM NUMBER	DESCRIPTION	UNIT
SPV.0085.0002	Sealing Cracks and Joints with Hot-Applied Sealant	LB

Payment is full compensation for furnishing and placing the sealant; preparing the pavement surface; and replacing pavement markings.

**ADDITIONAL SPECIAL PROVISION 1 (ASP 1)
FOR TRANSPORTATION ALLIANCE FOR NEW SOLUTIONS (TrANS)
PROGRAM EMPLOYMENT PLACEMENTS AND APPRENTICESHIPS**

The Safe, Accountable, Flexible, Efficient Transportation Equity Act: A Legacy for Users (SAFETEA-LU), Section 5204(e) – Surface Transportation Workforce Development Training and Education, provides for 100 percent Federal funding if the core program funds are used for training, education, or workforce development purposes, including “pipeline” activities. The core programs includes: Congestion Mitigation and Air Quality Improvement (CMAQ) Program, Highway Bridge Program (HBP), Interstate Maintenance (IM), National Highway System (NHS), and Surface Transportation Program (STP). These workforce development activities cover surface transportation workers, including OJT/SS programs for women and minorities as authorized in 23 U.S.C. §140(b).

TrANS is an employment program originally established in 1995 in Southeastern Wisconsin. Currently TrANS has expanded to include TrANS program locations to serve contractors in Southeast (Milwaukee and surrounding counties), Southcentral (Dane County and surrounding counties including Rock County), and most Northeastern Wisconsin counties from locations in Keshena, Rhinelander and surrounding far Northern areas. TrANS attempts to meet contractor’s needs in other geographic locations as possible. It is an industry driven plan of services to address the outreach, preparation, placement and retention of women, minorities and non-minorities as laborers and apprentices in the highway skilled trades. These candidate preparation and contractor coordination services are provided by community based organizations. For a list of the TrANS Coordinators contact the Disadvantaged Business Enterprise Office at (414) 438-4583 in Milwaukee or (608) 266-6961 in Madison. These services are provided to you at no cost.

I. BASIC CONCEPTS

Training reimbursements to employing contractors for new placements, rehires or promotions to apprentice of TrANS Program graduates will be made as follows:

- 1) **On-the-Job Training, Item ASP.1T0G, ASP 1 Graduate.** At the rate of \$5.00 per hour on federal aid projects when TrANS graduates are initially hired, or seasonally rehired, as unskilled laborers or the equivalent.

Eligibility and Duration: To the employing contractor, for up to 2000 hours from the point of initial hire as a TrANS program placement.

Contract Goal: To maintain the intent of the Equal Employment Opportunity program, it is a goal that 9 (*number*) TrANS Graduate(s) be utilized on this contract.

- 2) **On-the-Job Training, Item ASP.1T0A, ASP 1 Apprentice.** At the rate of \$5.00 per hour on federal aid projects at the point when an employee who came out of the TrANS Program is subsequently entered into an apprenticeship contract in an underutilized skilled trade (this will include the Skilled Laborer Apprenticeship when that standard is implemented).

Eligibility and Duration: To the employing contractor, for the length of time the TrANS graduate is in apprentice status.

Contract Goal: To maintain the intent of the Equal Employment Opportunity program, it is a goal that 5 (*number*) TrANS Apprentice(s) be utilized on this contract.

- 3) The maximum duration of reimbursement is two years as a TrANS graduate plus time in apprentice status.
- 4) If a TrANS program is not available in the contractor's area and another training program is utilized, payment of On-the-Job Training hours may be approved by the Wisconsin Department of Transportation (WisDOT) if the training program meets the established acceptance criteria. Only On-the-Job Training Hours accumulated after WisDOT approval will be reimbursed as specified under Items ASP.1T0G and ASP.1T0A. For more information, contact the Disadvantaged Business Enterprise Office at the phone numbers listed above.
- 5) WisDOT reserves the right to deny payments under items ASP.1T0G and ASP.1T0A if the contractor either fails to provide training or there is evidence of a lack of good faith in meeting the requirements of this training special provision.

II. RATIONALE AND SPECIAL NOTE

The \$5.00 per hour now being paid for TrANS placements is intended to cover the duration of two years to allow for reaching entry-level laborer status. An additional incentive, the \$5.00 rate, would promote movement into the underutilized skilled trades' apprenticeships and applies until the individual completes their apprenticeship. These incentives benefit TrANS candidates by giving them a better opportunity to enter a skilled trade; benefits contractors who will be assisted in meeting their EEO profiles and goals; and benefits the public who will see the program reinforce larger public-private employment reform in Wisconsin. The pool of TrANS graduates was created for the purpose of addressing underutilization in the skilled trades, an objective that is further reinforced by a parallel retention pilot program, known as the Companywide Reporting. *Whether or not reimbursement is involved, the WisDOT reassures contractors who are in the Companywide Program that TrANS placements still contribute toward fulfilling the new hire goal of 50% women and minorities.* Based on data administered by United States Department of Labor (US DOL), the highway skilled trades remain underutilized for women statewide (less than 6.9%); and for minorities in all counties (% varies by county).

NOTE: *Unless using other advancement strategies, contractors are encouraged to use some or all of this monetary incentive to offset the cut in hourly wages an individual may incur when entering an apprenticeship if the full general laborer hourly rate has been previously paid. No special accounting measures are required.*

III. IMPLEMENTATION

The implementation of ASP 1 is intended to cover only the amount of time it takes for underutilization to be resolved across the trades. This will be measured annually at the county and/or state levels using data administered by WisDWD in relation to goals set by the USDOL-

OFCCP. With appropriate state and federal approvals, we may also do some measurement at the company level.

It is the contractor's responsibility to note on their Certified Payrolls if their employee is a TrANS graduate or a TrANS apprentice. The District EEO Coordinators utilize the information on the Certified Payrolls to track the hours accumulated by TrANS Graduates and TrANS apprentices on WisDOT contracts. Payment under this ASP 1 is made based on the hours recorded off of the Certified Payrolls. Tracking may eventually include improved linkages with the WisDWD apprentice database, information from company and committee level sources.

TrANS is nondiscriminatory by regulation, and is a tool for optional use by contractors to address the underutilization of women and minorities as laborers and apprentices in our industry's skilled trades.

IV. TRANS TRAINING

As part of the contractor's equal employment opportunity affirmative action program, training shall be provided to employees enrolled in apprenticeship and on-the-job training programs as follows:

The contractor shall provide on-the-job training aimed at developing full journey workers in the type of trade or job classifications involved. In the event the contractor subcontracts a portion of the contract work, the contractor shall determine how many, if any, of the trainees are to be trained by the subcontractor provided, however, that the contractor shall retain the primary responsibility for meeting the training requirements imposed by this special provision. The contractor shall also insure that this training special provision is made applicable to such subcontract.

Training and upgrading of minorities and women toward journey workers status is a primary objective of this training special provision. Accordingly, the contractor shall make every effort to enroll minority trainees and women (e.g., by conducting systematic and direct recruitment through public and private sources likely to yield minority trainees and women trainees); to the extent such persons are available within a reasonable area of recruitment. The contractor will be given an opportunity and will be responsible for demonstrating the steps that they have taken in pursuance thereof, prior to determination as to whether the contractor is in compliance with this training special provision. This training commitment is not intended, and shall not be used, to discriminate against any applicant for training, whether a member of a minority group or not.

No employee shall be employed as a trainee in any classification in which they have successfully completed a training course leading to journey workers status or in which they have been employed as a journey worker. The contractor should satisfy this requirement by including appropriate questions in the employee application or by other suitable means. Regardless of the method used, the contractor's records should document the findings in each case.

V. APPRENTICESHIP TRAINING

The Federal Highway Administration's (FHWA) policy is to require full use of all available training and skill improvement opportunities to assure increased participation of minority groups, disadvantaged persons and women in all phases of the highway construction industry. The FHWA On-the-Job Training (OJT) Program requires the State transportation agencies (STAs) to establish apprenticeships and training programs targeted to move women, minorities, and disadvantaged individuals into journey-level positions to ensure that a competent workforce is available to meet highway construction hiring needs, and to address the historical under-representation of members of these groups in highway construction skilled crafts.

The OJT Supportive Services (OJT/SS) Program was established in Title 23 Code of Federal Regulations (CFR), Part 230) to supplement the OJT program and support STA training programs by providing services to highway construction contractors and assistance to highway construction apprentices and trainees. The primary objectives of OJT/SS are:

- (1) To increase the overall effectiveness of the State highway agencies' approved training programs.
- (2) To seek other ways to increase the training opportunities for women, minorities, and disadvantaged individuals.

The STAs are responsible for establishing procedures, subject to the availability of Surface Transportation and Bridge Funds under 23 U.S.C. §140(b) (Nondiscrimination), for the provision of supportive services with respect to training programs approved under 23 CFR, Part 230(a) (Equal Employment Opportunity on Federal and Federal-aid Construction Contracts – including Supportive Services).

The contractor and subcontractor shall maintain records to demonstrate compliance with these apprenticeship requirements. Reasonable exemptions and modifications to and from any or all of these requirements will be determined by the Wisconsin Department of Transportation-Civil Rights Office. A request for an exemption or modification, with justification, shall be made in writing, addressed to WisDOT Civil Rights Office, 4802 Sheboygan Avenue, P.O. Box 7965, Rm. 451, Madison, WI 53707.

ADDITIONAL SPECIAL PROVISION 3

DISADVANTAGED BUSINESS ENTERPRISE (DBE) PROGRAM IMPLEMENTATION

Authority

Wisconsin Department of Transportation (WisDOT) is a recipient of funds from the US Department of Transportation's Federal Highway Administration. The DBE program is a federal program applicable on all contracts administered by WisDOT that include federal-aid highway funds. The authority for the DBE program is the Transportation Bill as approved by Congress periodically. DBE program guidance and requirements are outlined in the Code of Federal Regulations at 49 CFR Part 26. This contract is subject to DBE provisions because it is financed with federal-aid-highway funds. Additionally, this contract is subject to the *State of Wisconsin Standard Specifications for Highway and Structure Construction* and all applicable contract documents.

Requirements

Pursuant to the federal DBE program regulation at 49 CFR Part 26, a contractor's failure to comply with any provision of the DBE program regulatory provisions will be considered a material breach of contract. This is nonnegotiable.

If a contractor fails to carry out the DBE program requirements and/or the Required Contract Provisions for Federal Aid Contracts (FHWA 1273) referenced in this document, sanctions will be assessed depending upon the facts, reasoning, severity, and remedial efforts of the contractor that may include: termination of contract, withholding payment, assessment of monetary sanctions, and/or suspension/debarment proceedings that could result in the disqualification of the contractor from bidding for a designated period of time.

- (1) The Commitment to Subcontract to DBE (Form DT1506 or digital submittal), Attachments A, and Good Faith Effort Documentation (Form DT1202) will be submitted as described in Section 2.
- (2) Any change to DBE Commitments thereafter must follow modification of DBE subcontracting commitment as described in Section 9.
- (3) The Department requires this list of DBE subcontractors from all bidders at time of bid to ensure the lowest possible cost to taxpayers and fairness to other bidders and subcontractors. Bid shopping is prohibited.
- (4) The contractor must utilize the specific DBE firms listed in the approved DBE Commitment to perform the work and/or supply the materials for which the DBE firm is listed unless the contractor obtains written consent in advance from WisDOT. The contractor will not be entitled to payment for any work or materials on the approved DBE Commitment that is not performed or supplied by the listed DBE without WisDOT's written consent.

Description

The Wisconsin Department of Transportation is committed to the compliant administration of the DBE Program. The DBE provisions work in tandem with FHWA 1273 and WisDOT's *Standard Specifications for Highway and Structure Construction and Construction and Materials Manual*. The WisDOT Secretary is signatory to assurances of department-wide compliance.

The Department assigns the contract DBE goal as a percentage of work items that could be performed by certified DBE firms on the contract. The assigned DBE goal is expressed on the bid proposal as a percentage applicable to the total contract bid amount.

- (1) WisDOT identifies the assigned DBE goal in its contract advertisements and posts the contract DBE goal on the cover of the bidding proposal. The contractor can meet the assigned contract DBE goal by subcontracting work to a DBE firm or by procuring services or materials from a DBE firm.

- (2) Under the contract, the prime contractor should inform, advise, and develop participating DBE firms to be more knowledgeable contractors who are prepared to successfully complete their contractual agreement through the proactive provision of assistance in the following areas:
 - Produce accurate and complete quotes
 - Understand highway plans applicable to their work
 - Understand specifications and contract requirements applicable to their work
 - Understand contracting reporting requirements
- (3) The Department encourages contractors to assist DBE subcontractors more formally by participating in WisDOT's Business Development program as a mentor, coach, or resource. For comprehensive information on the Disadvantaged Business Enterprise Program, visit the Department's Civil Rights and Compliance Section website at: <http://wisconsindot.gov/Pages/doing-bus/civil-rights/dbe/default.aspx>

1. Definitions

Interpret these terms, used throughout this additional special provision, as follows:

- a. **Assigned DBE Contract Goal:** The percentage shown on the cover of the Highway Work Proposal that represents the feasible level of DBE participation for each contract. The goal is calculated using the Engineer's Estimate and DBE Interest Report. Goal assignment includes review of FHWA funds, analyzes bid items for subcontract opportunity and compatibility with DBE certified firm work codes. Additional factors considered include proximity, proportion, and regulations.
- b. **Bid Shopping:** In construction law, bid shopping is the practice of divulging a subcontractor's bid to another prospective contractor(s) before or after the award of a contract to secure a lower bid.
- c. **DBE:** Disadvantaged Business Enterprise – A for-profit small business concern where socially and economically disadvantaged individuals own at least a 51% interest and control management and daily business operations.
- d. **DBE Commitment:** The DBE Commitment is identified in the Commitment to Subcontract to DBE (Form DT1506) and is expressed as the amount of DBE participation the prime contractor has secured. The DT1506, a contract document completed by the bidder, is required to be considered a responsive bidder on an FHWA-funded contract that has an assigned DBE goal. The prime contractor will have the option to submit the DT1506 digitally, as an entry with the bid in Bid Express, or as an attachment to the bid.
- e. **DBE Utilization:** The actual participation of a DBE subcontractor on a project. WisDOT verifies DBE utilization through review of the DBE Commitment, payments to subcontractors, and contract documentation. The Prime Contractor receives DBE credit for payments made to the DBE firms performing the work listed on the approved DBE Commitment, and those submitted after approved commitment with Attachment A.
- f. **Good Faith Effort:** Legal term describing a diligent and honest effort taken by a reasonable person under the same set of facts or circumstances. For DBE subcontracting, the bidder must show that it took all necessary and reasonable steps to achieve the assigned DBE goal by the scope, intensity, and appropriateness of effort that could reasonably be expected for a contractor to obtain sufficient DBE participation.
- g. **Manufacturer:** A firm that operates or maintains a factory or establishment that produces, on the premises, the materials, supplies, articles, or equipment required under the contract.

- h. **Reasonable Price:** Contractors are expected to assess reasonable price by analyzing the contract scope for DBE subcontract feasibility and comparing common line items in DBE and non-DBE subcontract quotes for the same work. Per federal regulation, reasonable price is not necessarily the lowest price.
- i. **Supplier:** A firm that owns, operates, or maintains a store, warehouse, or other establishment in which the materials, supplies, articles, or equipment required under the contract are bought, kept in stock, and regularly sold or leased to the public.
- j. **Tied quote:** Subcontractor quote that groups multiple bid/line items at a bundled/package price with a notation that the items within the quote will not be separated.

2. WisDOT DBE Program Compliance

a. Documentation Submittal

- The Commitment to Subcontract to DBE (Form DT1506 or digital submittal) must be submitted at the time of bid (Tuesday) by all prime contractors.
- Attachments A OR quotes from all DBEs included in the Commitment must be submitted at bid (Tuesday) **OR**
- Within one-hour following bid submittal by ALL prime contractors via eSubmit (Tuesday).
- If only DBE quotes were submitted, all remaining signed Attachments A must be submitted within 24-hours of bid closing via eSubmit (Wednesday).
- If the assigned DBE contract goal is not met, Documentation of Good Faith Effort (Form DT1202) and supporting documentation must be submitted within 24-hours of bid closing (Wednesday) via eSubmit. [Instructions for eSubmit.](#)

**Bidders have the option of submitting the DBE Commitment at the time of bid via direct entry through Bid Express OR with attachment of Form DT1506 (Commitment to Subcontract to DBE). The DBE Commitment entered with bid is the digital form of the DT1506. Separate submission of Form DT1506 is not required if the DBE Commitment is entered in Bid Express. Form DT1202, if applicable, is no longer required to be submitted at time of bid; submit DT1202 within the 24-hour supplemental time frame following bid closing.

The DBE Office will not certify Good Faith Effort and the Bureau of Project Development will consider the bid nonresponsive if the contractor fails to furnish the DBE Commitment (digitally entered into the bid OR Form DT1506 as an attachment), Attachments A, and Form DT1202 if applicable, as required. See sample forms in the Appendix.

b. Verification of DBE Commitment

The documentation related to DBE subcontract commitment submitted prior to contract award is evaluated as follows:

(1) DBE Goal Met

If the bidder indicates that the contract DBE goal is met, the Department will evaluate the DBE Commitment submitted with bid OR Form DT1506, and Attachments A to verify the actual DBE percentage calculation. If the DBE Commitment is verified, the contract is eligible for award with respect to the DBE Commitment.

(2) DBE Goal Not Met

- a) If the bidder indicates a bid percentage on the DBE Commitment that does not meet the assigned DBE contract goal, the bidder must request alternative evaluation of good faith effort through

- submission of Form DT1202 (Documentation of Good Faith Effort) within 24-hours of bid including narrative description. Supplementary documentation of good faith effort that supports the DT1202 submission is also due within 24-hours of bid submission and prior to bid posting. The Department will review the bidder's DBE Commitment and evaluate the bidder's good faith efforts submission.
- b) Following evaluation of the bidder's Good Faith Effort documentation the bidder will be notified that the Department intends to:
 1. *Approve* the request (adequate documentation of GFE has been submitted)- no conditions placed on the contract with respect to the DBE Commitment;
 2. *Deny* the request (inadequate documentation of GFE has been submitted)- the contract is viewed as non-responsive per Wisconsin Standard Specifications for Highway and Structure Construction and will not be executed.
 - c) If the Department denies the bidder's request, the contract is ineligible for award. The Department will provide a written explanation for denying the request to the bidder. The bidder may appeal the Department's denial (see Section 4).

Supplemental good faith effort documentation must be submitted through eSubmit (preferred) OR to the DBE Office by email at: DBE_Alert@dot.wi.gov. Email naming convention: "Project #, Proposal #, Let date, Business Name, GFE"

3. Department's Criteria for Good Faith Effort Documentation

The Federal-aid Construction Contract Provision, referenced as FHWA-1273, explicitly states that the prime contractor shall be responsible for all work performed on the contract by piecework, station work, or subcontract. The contractor shall take all necessary and reasonable steps to ensure nondiscrimination in the administration of the contract including assurances of equal employment opportunity laws, DBE regulations, and affirmative action. Compliance encompasses responsible and responsive action, documentation, and good faith effort.

Contractually, all contractors, subcontractors, and service providers on the contract are bound by FHWA 1273 and DBE program provisions. **Prime contractors should encourage subcontractors to utilize DBE firms whenever possible to contribute to the assigned DBE contract goal.**

Bidders are required to document good faith effort. Per 49 CFR Part 26.53, good faith effort is demonstrated in one of two ways. The bidder:

- (1) Documents that it has obtained enough DBE participation to meet the goal; OR
- (2) Documents that it made adequate good faith efforts to meet the goal, even though it did not succeed

Appendix A of 49 CFR Part 26 provides guidance concerning good faith efforts. WisDOT evaluates good faith effort on a contract basis just as each contract award is evaluated individually.

The efforts employed by the bidder should be those that WisDOT can reasonably expect a bidder to take to actively and aggressively obtain DBE participation sufficient to meet the DBE contract goal. The Department will only approve demonstration of good faith effort if the bidder documents the quality, quantity, and intensity of the variety of activities undertaken that are commensurate with expected efforts to meet the stated goal.

The Department, in conjunction with industry stakeholders, has developed the following guidance for contractor good faith effort activity. The guidance and the attached appendices provide a framework for the actions required by all parties in the processing and evaluation of bidder's total efforts to achieve the project specific DBE goal prior to the bid letting date.

a. Solicitation Guidance for Prime Contractors:

- (1) Document all efforts and decisions made toward achieving the DBE goal on the contract. The bidder should use WisDOT-approved DBE outreach tools, including the UCP DBE Directory and the Bid Express Small Business Network to foster DBE participation on all applicable contracts.
- (2) As needed, request assistance with DBE outreach and follow-up by contacting the Department's DBE Support Services Office by phone or email request at least 14 days prior to the bid letting date. Phone numbers are (414) 438-4584 and/or (608) 267-3849; Fax: (414) 438-5392; E-mail: DBE_Alert@dot.wi.gov
- (3) Participate in and document a substantive conversation with at least one DBE firm per Let, to discuss questions, concerns, and any other contract related matters that may be applicable to the DBE firm. Guidelines for this conversation are provided in Appendix A of ASP-3.
- (4) Request quotes by identifying potential items to subcontract and solicit. In their initial contacts, contractors are strongly encouraged to include a single page, detailed list of items for which they are accepting quotes, by project, within a letting. *See attached sample entitled "Sample Contractor Solicitation Letter" in Appendix B.* Prime contractors should also indicate a willingness to accept quotes in areas they are planning to perform themselves, as required by federal rules. In some cases, it might be appropriate to use DBE firms to do work in a prime contractor's area of specialization.
 - i. Solicit quotes from certified DBE firms who match possible items to subcontract using all reasonable and available means. Additionally, forward copies of solicitations highlighting the work areas for which quotes are being sought to DBE_Alert@dot.wi.gov
 - ii. Acceptable outreach tools include SBN (Small Business Network, see Appendix C):
<https://www.bidx.com/wi/main>, postal mail, email, fax, and phone.
 - a. Contractors must ask DBE firms for a response in their solicitations. *See Sample Contractor Solicitation Letter, Appendix B.* This letter may be included as an attachment to the sub-quote request.
 - b. Solicit quotes at least 10 calendar days prior to the letting date to allow DBE firms sufficient time to respond. Prime contractors should contact DBE firms early, asking if they need help organizing their quote, assistance confirming equipment needs, or other assistance supporting their submission of a competitive quote for their services.
 - c. A follow up solicitation should take place within 5 calendar days of the letting date. Email and/or SBN are the preferred method for the solicitation.
 - iii. Upon request, provide interested DBE firms with adequate information about plans, specifications, and the requirements of the contract by letter, information session, email, phone call, and/or referral.
 - iv. When potential exists, the contractor should advise interested DBE firms on how to obtain bonding, line of credit, or insurance if requested.
 - v. Document DBE firm's interest in quoting by taking appropriate steps to follow up initial solicitation with:
 - a. Email to all prospective DBE firms in relevant work areas
 - b. Phone call log to DBE firms who express interest via written response or call
 - c. Fax/letter confirmation
 - d. Signed copy of record of subcontractor outreach effort

b. Guidance for Evaluating DBE quotes

- (1) Quote evaluation practices required to evaluate DBE quotes:
 - i. Reasonable Price: Contractors are expected to assess reasonable price by analyzing the contract scope for DBE subcontract feasibility and comparing common line items in DBE and non-DBE subcontract quotes for the same work. Per federal regulation, reasonable price is not necessarily the lowest price. See 49 CFR Part 26, Appendix A. IV.D(2).
- (2) Documentation submitted by the prime of the following evaluation is required to evaluate DBE quotes by contractors:

- i. Evaluation of DBE firm's ability to perform "possible items to subcontract" using legitimate reasons, including but not limited to, **a discussion** between the prime and DBE firm regarding its capabilities prior to the bid letting. If lack of capacity is the reason for not utilizing the DBE firm's quote, the prime is required to contact the DBE by phone and email regarding their ability to perform the work indicated in the UCP directory listed as their work area by NAICS code. Only the work area indicated by the NAICS code(s) listed in the UCP directory can be counted toward DBE credit. Documentation of the conversation is required.
 - a. In striving to meet an assigned DBE contract goal, contractors are expected to use DBE quotes that are responsive and reasonable. This includes DBE quotes that are not the low quote.
 - b. Additional evaluation - Evaluation of DBE quotes with tied bid items. Typically, this type of quoting represents a cost saving but is not clearly stated as a discount. Tied quotes are usually presented as an 'all or none' quote. When non-DBE subcontractors submit tied bid items in their quotes, the DBE firm's quote may not appear competitive. In such a case, the following steps are taken in comparing the relevant quotes. These are qualitative examples:
 - i. Compare bid items common to both quotes, noting the reasonableness in the price comparison.
 - ii. Review quotes from other firms for the bid items not quoted by the DBE firm to see if combining both can provide the same competitive advantage that the tied bid items offered.

See Appendix D – *Good Faith Effort Evaluation Measures* and Appendix E - *Good Faith Effort Best Practices*.

- c. **Requesting Good Faith Effort Evaluation At the time of bid-** if the DBE goal is not met in full, the prime contractor must indicate they will file form DT1202- Documentation of Good Faith Effort within 24-hours of bid submission. Supplementary documentation of good faith effort that supports the DT1202 submission is also due within 24-hours of bid submission and prior to bid posting. Supporting documentation for the DT1202 is to include the following:
 - (1) Solicitation Documentation: The names, addresses, email addresses, and telephone numbers of DBE firms contacted along with the dates of both initial and follow-up contact; electronic copies of all written solicitations to DBE firms. A printed copy of SBN solicitation is acceptable.
 - (2) Selected Work Items Documentation: Identify economically feasible work units to be performed by DBEs to include activities such as: list of work items to be performed; breaking up of large work items into smaller tasks or quantities; flexible time frames for performance and delivery schedules.
 - (3) Documentation of Project Information provided to interested DBEs: A description of information provided to the DBE firms regarding the plans, specifications, and estimated quantities for portions of the work to be performed by that DBE firm.
 - (4) Documentation of Negotiation with Interested DBEs: Provide sufficient evidence to demonstrate that good faith negotiations took place. Merely sending out solicitations requesting bids from DBEs does not constitute sufficient good faith efforts.
 - (5) Documentation of Sound Reasoning for Rejecting DBEs and copies of each quote received from a DBE firm and, if rejected, copies of quotes from non-DBEs for same items.
 - (6) Documentation of Assistance to Interested DBEs- Bonding, Credit, Insurance, Equipment, Supplies/Materials
 - (7) Documentation of outreach to Minority, Women, and Community Organizations and other DBE Business Development Support: Contact organizations and agencies for assistance in contacting, recruiting, and providing support to DBE subcontractors, suppliers, manufacturers, and truckers at least 14 days before bid opening. Participate in or host activities such as networking events, mentor-protégé programs, small business development workshops, and others consistent with DBE support.

Naming conventions: eSubmit (preferred) follow instructions OR when emailing files, use the following language to identify your submission- "Project #, Proposal #, Let date, Business Name, GFE" Email: DBE_Alert@dot.wi.gov

If the Good Faith Effort documentation is deemed adequate, the request will be approved and the DBE office will promptly notify the Prime Contractor and Bureau of Project Development.

If the DBE Office denies the request, the Prime Contractor will receive written correspondence outlining the reasons. The Department encourages the Prime Contractor to communicate with DBE staff to clarify any questions related to meeting goals and/or contractor demonstration of good faith efforts.

If the contract is awarded, the Prime Contractor must obtain written consent from the DBE Office to change or replace any DBE firm listed on the approved DBE Commitment. No contractor, prime or subsequent tier, shall be paid for completing work assigned to a DBE subcontractor on an approved DBE Commitment unless WisDOT has granted permission for the reduction, replacement, or termination of the assigned DBE in writing. If a prime contractor or a subcontractor on any tier uses its own forces to perform work assigned to a DBE on an approved DBE Commitment, **they will not be paid for the work**. Any changes to DBE Commitment after the approval of the DBE Commitment must be reviewed and approved by the DBE Office prior to the change (see Section 9).

4. Bidder's Documentation of Good Faith Effort Evaluation Request Appeal Process

A bidder can appeal the Department's decision to deny the bidder's demonstration of Good Faith Effort through Administrative Reconsideration. The bidder must provide a written justification refuting the specific reasons for denial as stated in the Department's denial notice. The bidder may meet in person with the Department if so requested. Failure to appeal within 5 business days after receiving the Department's written notice denying the request constitutes a forfeiture of the bidder's right of appeal. Receipt of appeal is confirmed by email date stamp or certified mail signed by WisDOT staff. A contract will not be executed without documentation that the DBE provisions have been fulfilled.

The Department will appoint a representative who did not participate in the original good faith effort determination, to assess the bidder's appeal. The Department will issue a written decision within 5 business days after the bidder presents all written and oral information. In that written decision, the Department will explain the basis for finding that the bidder did or did not demonstrate an adequate good faith effort to meet the contract DBE goal. The Department's decision is final.

5. Determining DBE Eligibility

Directory of DBE firms

- a. The only resource for DBE firms certified in the State of Wisconsin is the Wisconsin Unified Certification Program (UCP) DBE Directory. WisDOT maintains a current list of certified DBE firms at: <http://wisconsindot.gov/Documents/doing-bus/civil-rights/dbe/dbe-ucp-directory.xlsx>
- b. The DBE Program office is available to assist with contracting DBE firms:(608) 267-3849.
- c. DBE firms are certified based on various factors including the federal standards from the Small Business Administration that assigns a North American Industrial Classification (NAICS) Codes. DBE firms are only eligible for credit when performing work in their assigned NAICS code(s). If a DBE subcontractor performs work that is not with its assigned NAICS code, the prime contractor should contact the DBE Office to inquire about compatibility with the Business Development Program.

6. Counting DBE Participation

Assessing DBE Work

The Department will only count the DBE usage towards the contract DBE goal if the DBE firm is certified as a DBE by one of the UCP agencies. The Department only counts the value of the work a DBE actually performs towards the DBE goal. The Department assesses the DBE work as follows:

- a. The Department counts work performed by the DBE firm's own resources. The Department includes the cost of materials and supplies the DBE firm obtains for the work. The Department also includes the cost of equipment the DBE firm leases for the work. The Department will not include the cost of materials, supplies, or equipment the DBE firm purchases or leases from the prime contractor or its affiliate, with the exception of non-project specific leases the DBE has in place before the work is advertised.
- b. The Department counts fees and commissions the DBE subcontractor charges for providing bona fide professional, technical, consultant, or managerial services. The Department also counts fees and commissions the DBE charges for providing bonds or insurance. The Department will only count costs the program engineer deems reasonable based on experience or prevailing market rates.
- c. If a DBE firm subcontracts work, the Department counts the value of the work subcontracted to a DBE subcontractor.
- d. The contractor will maintain records and may be required to furnish periodic reports documenting its performance under this item.
- e. It is the Prime Contractor's responsibility to determine whether the work that is committed and/or contracted to a DBE firm can be counted for DBE credit by referencing the work type and NAICS code listed for the DBE firm on the Wisconsin UCP DBE Directory.
- f. It is the Prime Contractor's responsibility to assess the DBE firm's ability to perform the work for which it is committing/contracting the DBE to do. Note that the Department encourages the Prime Contractor to assist and develop DBE firms to become fully knowledgeable contractors to successfully perform on its contracts.
- g. The Prime Contractor will inform the DBE office via email of all DBE subcontractors added to the project following execution of the contract. The Prime Contractor may omit submission of another form DT1506, but must submit signed Attachment A forms for additional DBE firms.
- h. See Section 7 for DBE credit evaluation for Trucking and Section 8 for DBE credit evaluation for Manufacturers, Suppliers, and Brokers

Naming conventions: When emailing files, please use the following language to identify your submission-
"Project #, Proposal #, Let date, Business Name, Attachment A" Email: DBE_Alert@dot.wi.gov

*Note: A sublet request is required for DBE work, regardless of subcontract tier, and also for reporting materials or supplies furnished by a DBE.

- Sublet Requests via form DT1925 or WS1925 are required for 1st Tier DBEs
- For all 2nd Tier and below notification of DBE sublet is indicated by the contractor entering them in CRCS

7. Credit Evaluation for Trucking

All bidders are expected to adhere to the Department's current trucking policy posted on the HCCI website at: <http://wisconsindot.gov/Documents/doing-bus/civil-rights/dbe/trucking-utilization-policy.pdf>

The prime contractor is responsible for ensuring that all subcontractors including trucking firms, receive Form FHWA 1273: <https://www.fhwa.dot.gov/programadmin/contracts/1273/1273.pdf>

See Section 8 for Broker credit.

8. Credit Evaluation for Manufacturers, Suppliers, Brokers

The Department will calculate the amount of DBE credit awarded to a prime using a DBE firm for the provisions of materials and supplies on a contract-by-contract basis. The Department will count the material and supplies that a DBE firm provides under the contract for DBE credit based on whether the DBE firm is a manufacturer, supplier, or broker. Generally, DBE credit is determined through evaluation of the DBE owner's role, responsibility, and contribution to the transaction. Maximum DBE credit is awarded when the DBE firm manufactures materials or supplies. DBE credit decreases when the DBE firm solely supplies materials, and minimal credit is allotted when the DBE firm's role is administrative or transactional. It is the bidder's responsibility to confirm that the DBE firm is considered a supplier or a manufacturer before listing them on Commitment to Subcontract to DBE form DT1506 or DBE Commitment submitted with the bid.

a. Manufacturers

- (1) A manufacturer is a firm that operates or maintains a factory or establishment that produces, on the premises, the materials, supplies, articles, or equipment required under the contract and of the general character described by the specifications.
- (2) If the materials or supplies are obtained from a DBE manufacturer, **100%** percent of the cost of the materials or supplies counts toward DBE goals.

b. Regular Dealers of Material and/or Supplies

- (1) Supplies purchased in bulk from DBE firms at the beginning of the season may be credited to current contracts if submitted with appropriate documentation to the DBE office.
- (2) A regular dealer is a firm that owns, operates, or maintains a store, warehouse, or other establishment in which the materials, supplies, articles or equipment of the general character described by the specifications and required under the contract are bought, kept in stock, and regularly sold or leased to the public in the usual course of business.
- (3) If the materials or supplies are purchased from a DBE regular dealer, count **60%** percent of the cost of the materials or supplies toward DBE goals.
- (4) At a minimum, a regular dealer must meet the following criteria to be counted for DBE credit:
 - i. The DBE firm must be an established, regular business that engages, as its principal business and under its own name, in the purchase and sale or lease of the products in question.
 - ii. The DBE firm must both own and operate distribution equipment for the product--bulk items such as petroleum products, steel, cement, gravel, stone, or asphalt. If some of the distribution equipment is leased, the lease agreement must accompany the DBE Commitment form for evaluation of the dealer's control before the DBE office approves the DBE credit.
- (5) When DBE suppliers are contracted, additional documentation must accompany the DBE Commitment and Attachment A forms. An invoice or bill-of-sale that includes names of the bidder and the DBE supplier, along with documentation of the calculations used as the basis for the purchase agreement, subcontract, or invoice. WisDOT recognizes that the amount on the Attachment A form may be more or less than the amount on the invoice per b.(1) above.

- i. The bidder should respond to the following questions and include with submission of form DT1506 or the DBE Commitment entered with bid:
 - a. What is the product or material?
 - b. Is this item in the prime's inventory or was the item purchased when contract was awarded?
 - c. Which contract line items were referenced to develop this quote?
 - d. What is the amount of material or product used on the project?

c. Brokers, Transaction Expeditors, Packagers, Manufacturers' Representatives

- (1) No portion of the cost of the materials, supplies, services themselves will count for DBE credit. However, WisDOT will evaluate the fees or commissions charged when a prime purchases materials, supplies, or services from a DBE certified firm which is neither a manufacturer nor a regular dealer, namely: brokers, packagers, manufacturers' representatives, or other persons who arrange or expedite transactions.
- (2) Brokerage fees are calculated as **10%** of the purchase amount.
- (3) WisDOT may count the amount of fees or commissions charged for assistance in the procurement of the materials and supplies, fees, or transportation charges for the delivery of materials or supplies required on a job site.
- (4) Evaluation of DBE credit includes review of the contract need for the item/service, the sub-contract or invoice for the item/service, and a comparison of the fees customarily allowed for similar services to determine whether they are reasonable.

9. DBE Commitment Modification Policy (Formerly "DBE Replacement Policy")

a. Issuing a Contract Change Order

Any changes or modifications to the contract once executed are considered contract modifications and as such require a change order. In addition, the DBE office must provide consent for reduction, termination, or replacement of subcontractors approved on the DBE Commitment *in advance* of the modification for the prime contractor to receive payment for work or supplies. Additions to the DBE Commitment do not require advance notification of the DBE office. (see below e. DBE Utilization beyond the approved DBE Commitment)

b. Contractor Considerations

- (1) A prime contractor cannot modify the DBE Commitment through reduction in participation, termination, or replacement of a DBE subcontractor listed on the approved DBE Commitment without prior written consent from the DBE Office. This includes, but is not limited to, instances in which a prime contractor seeks to perform work originally designated for a DBE subcontractor with its own forces or those of an affiliate, a non-DBE firm, or with another DBE firm.
- (2) If a prime contractor reduces participation, replaces, or terminates a DBE subcontractor who has been approved for DBE credit toward its contract, the prime is required to provide documentation supporting its inability to fulfill the contractual commitment made to the Department regarding the DBE utilization.
- (3) The Prime Contractor is required to demonstrate efforts to find another DBE subcontractor to perform at least the same amount of work under the contract as the DBE subcontractor that was terminated, to the extent needed to meet the assigned DBE contract goal. When additional opportunity is available by contract modifications, the Prime Contractor must utilize DBE subcontractors that were committed to equal work items, in the original contract.
- (4) In circumstances when a DBE subcontractor fails to complete its work on the contract for any reason, or is terminated from a contract, the Prime Contractor must undertake efforts to maintain its commitment to the assigned DBE goal.
- (5) The DBE subcontractor should communicate with the Prime Contractor regarding its schedule and capacity in the context of the contract. If the DBE firm anticipates that it cannot fulfill its subcontract, they will advise the Prime Contractor and suggest a DBE subcontractor that may replace their services and provide written consent to be released from its subcontract.

- i. Before the Prime Contractor can request modification to the approved DBE Commitment, the Prime Contractor must:
 - a. Make every effort to fulfill the DBE Commitment by working with the listed DBE subcontractor to ensure that the firm is fully knowledgeable of the Prime Contractor's expectations for successful performance on the contract. Document these efforts in writing.
 - b. If those efforts fail, provide written notice to the DBE subcontractor of the Prime Contractor's intent to request to modify the Commitment through reduction in participation, termination, and/or replacement of the subcontractor including the reason(s) for pursuing this action.
 - c. Copy the DBE Office on all correspondence related to changing a DBE subcontractor who has been approved for DBE credit on a contract, including preparation and coordination efforts.
 - d. Clearly state the amount of time the DBE firm has to remedy and/or respond to the notice of intent to replace/terminate. The DBE must be allowed five days from the date notice was received as indicated by email time stamp or signed certified mail, to respond, in writing. EXCEPTION: The Prime Contractor must provide a verifiable reason for a response period shorter than five days. For example, a WisDOT project engineer or project manager confirms that WisDOT has eliminated an item the DBE subcontractor was contracted for.
 - e. The DBE subcontractor must acknowledge the contract modification with written response to the Prime Contractor and the DBE Office. If objecting to the subcontract modification, the DBE subcontractor must outline the basis for objection to the proposed modification, providing sound reasoning for WisDOT to reject the prime's request.

c. Request to Modify DBE Subcontracting Commitment

The written request referenced above may be delivered by email or fax. The request must contain the following:

1. Project ID number
2. WisDOT Contract Project Engineer's name and contact information
3. DBE subcontractor name and work type and/or NAICS code
4. Contract's progress schedule
5. Reason(s) for requesting that the DBE subcontractor be replaced or terminated
6. Attach/include all communication with the DBE subcontractor to deploy/address/resolve work completion

Naming conventions: When emailing files, please use the following language to identify your submission- "Project #, Proposal #, Let date, Business Name, MODIFICATION" Email: DBE_Alert@dot.wi.gov + Project Engineer

WisDOT will review the request and any supporting documentation submitted to evaluate if the circumstance and the reasons constitute good cause for replacing or terminating the approved DBE subcontractor.

Good Causes to Replace a DBE subcontractor according to the federal DBE program guidelines {49 CFR part 26.53}

- The listed DBE subcontractor fails or refuses to execute a written contract
- The listed DBE subcontractor fails or refuses to perform the work of its subcontract in a way consistent with normal industry standards. Provided, however, that good cause does not exist if the failure or refusal of the DBE subcontractor to perform its work on the subcontract results from the bad faith or discriminatory action of the prime contractor
- The listed DBE subcontractor fails or refuses to meet the prime contractor's reasonable, nondiscriminatory bond requirements
- The listed DBE subcontractor becomes bankrupt, insolvent, or exhibits credit unworthiness
- The listed DBE subcontractor is ineligible to work on public works projects because of suspension and debarment proceedings pursuant 2 CFR Parts 180, 215, and 1,200 or applicable state law
- The prime has determined that the listed DBE subcontractor is not a responsible contractor

- The listed DBE subcontractor voluntarily withdraws from the project and provides written notice of its withdrawal
- The listed DBE subcontractor is ineligible to receive DBE credit for the type of work required
- A DBE firm owner dies or becomes disabled with the result that the listed DBE subcontractor is unable to complete its work on the contract

d. Evaluation and Response to the Request

WisDOT's timely response to the Prime Contractor's request for modification of the approved DBE Commitment will be provided to the prime and the WisDOT project engineer via email.

If WisDOT determines that the Prime Contractor's basis for reduction in participation, replacement, or termination of the DBE subcontractor is not consistent with the good cause guidelines, the DBE office will provide a response via email within 48-hours of receipt of request from the Prime Contractor as indicated by email time stamp. The communication will include: the requirement to utilize the committed DBE, actions to support the completion of the contractual commitment, a list of available WisDOT support services, and administrative remedies, including withholding payment to the prime, that may be invoked for failure to comply with federal DBE guidelines for DBE replacement.

The WisDOT contact for all actions related to modification of the approved DBE Commitment is the DBE Program Engineer who can be reached at DBE_Alert@dot.wi.gov or (414) 335-0413.

e. DBE Utilization beyond the approved DBE Commitment

When the prime or a subcontractor increases the scope of work for an approved DBE subcontractor or adds a DBE subcontractor who was not on the approved form DT1506 or DBE Commitment submitted with bid at any time after contract execution, this is referred to as voluntary DBE contract goal achievement. The contractor must follow these steps to ensure that the participation is accurately credited toward the DBE goal:

- (1) Forward a complete, signed Attachment A form to the DBE Office. A complete Attachment A includes DBE subcontractor contact information, signatures, subcontract value, and description of the work areas to be performed by the DBE. The DBE Office will verify the DBE participation and revise the DBE Commitment based on the email/discussion and the new Attachment A.
- (2) When adding to an existing DBE Commitment, submit a new Attachment A to the DBE Alert mailbox
- (3) OR Submit a final Attachment A to DBE Alert during the Finals Process when Compliance receives notice of "Substantially Complete"
 Naming conventions: When emailing files, please use the following language to identify your submission- "Project #, Proposal #, Let date, Business Name, New Attachment A" Email: DBE_Alert@dot.wi.gov

Special note on trucking

- DBE truckers added to the sublets in CRCS *will* be approved without DBE credit (You will see a "N" in CRCS instead of "Y")
- Prime Contractors may enter a "place holder" e.g. \$1000.00, for DBE Trucking in CRCS if the full amount of trucking is unknown for sublet purposes only
- The hiring contractor may obtain the Attachment A with DBE signature included but the **Prime Contractor** must sign the Attachment A before submitting

10. Commercially Useful Function

- a. Commercially Useful Function (CUF) is evaluated after the contract has been executed, while the DBE certified firm is performing contracted work items.
- b. The Department uses Form DT1011, DBE Commercially Useful Function Review and Certification to evaluate if the DBE is performing a commercially useful function. WisDOT counts expenditures of a DBE toward the DBE goal only if the DBE is performing a commercially useful function on that contract.
- c. A DBE firm is performing a commercially useful function if the following conditions are met:
 - (1) For contract work, the DBE is responsible for executing a distinct portion of the work and is carrying out its responsibilities by actually performing, managing, and supervising that work.
 - (2) For materials and supplies, the DBE is responsible for negotiating price, determining quality and quantity, ordering, and paying for those materials and supplies.

11. Credit Evaluation for DBE Primes

WisDOT calculates DBE credit based on the amount and type of work performed by DBE certified firms for work submitted with required documentation. If the prime contractor is a DBE certified firm, the Department will only count the work that the DBE prime performs with its own forces for DBE neutral credit. The Department will also calculate DBE credit for work performed by any other DBE certified subcontractor, DBE certified supplier, and DBE certified manufacturer on the contract in each firm's approved NAICS code/work areas that are submitted with required documentation. Crediting for manufacturers and suppliers is calculated consistent with Section 8 of this document and 49 CFR Part 26.

12. Joint Venture

If a DBE performs as a participant in a joint venture, the Department will only count the portion of the total dollar value of the contract equal to the portion of the work that the DBE performs with its own forces, for DBE credit.

13. Mentor-Protégé

- a. If a DBE performs as a participant in a mentor-protégé agreement, the Department will credit the portion of the work performed by the DBE protégé firm.
- b. DBE credit is evaluated and confirmed by the DBE Office for any contracts on which the mentor-protégé team identifies itself to the DBE Office as a current participant of the Mentor-Protégé Program.
- c. Refer to WisDOT's Mentor-Protégé guidelines for guidance on the number of contracts and amount of DBE credit allowed on WisDOT projects.

14. Use of Joint Checks

The use of joint checks is allowable if it is a commonly recognized business practice in the material industry. A joint check is defined as a two-party check between a DBE subcontractor, a prime contractor, and the regular dealer or materials supplier who is neither the prime nor an affiliate of the prime. Typically, the prime contractor issues one check as payor to the DBE subcontractor and to the supplier jointly (to guarantee payment to the supplier) as payment for the material/supplies used by the DBE firm in cases where the DBE subcontractor and materials have been approved for DBE credit. The DBE subcontractor gains the opportunity to establish a direct

contracting relationship with the supplier to potentially facilitate a business rapport that results in a line of credit or increased partnering opportunities.

The cost of material and supplies purchased by the DBE firm is part of the value of work performed by the DBE to be counted toward the goal. To receive credit, the DBE firm must be responsible for negotiating price, determining quality and quantity, ordering the materials, and installing (where applicable) and "paying for the material itself." See 49 CFR 26.55(c)(1).

The approval to use joint checks constitutes a commitment to provide further information to WisDOT, upon request by staff. WisDOT will allow the use of joint checks when the following conditions are met:

- a. The Prime Contractor must request permission to use joint checks from the DBE Office by submitting the Application to Use Joint Checks.
 - (1) Request should be made when the DBE Commitment or the Request to Sublet is submitted; the request will not be considered if submitted after the DBE Subcontractor starts its work.
 - (2) Approval/Permission must be granted prior to the issuance of any joint checks.
 - (3) The payment schedule for the supplier must be presented to the DBE office before the first check is issued.
 - (4) The joint check for supplies must be strictly for the cost of approved supplies.
- b. The DBE subcontractor is responsible for furnishing and/or installing the material/work item and is not an 'extra participant' in the transaction. The DBE firm's role in the transaction cannot be limited solely to signing the check(s) to release payment to the material supplier. At a minimum, the DBE subcontractor's tasks should include the following:
 - (1) The DBE subcontractor (not the prime/payor) negotiates the quantities, price, and delivery of materials.
 - (2) The DBE subcontractor consents to sign/release the check to the supplier by signing the Application to Use Joint Checks after establishing the conditions and documentation of payment within the subcontract terms or in a separate written document.
- c. The Prime contractor/payor acts solely as a guarantor.
 - (1) The Prime Contractor agrees to furnish the check used for the payment of materials/supplies under the contract.
 - (2) The prime contractor/payor cannot require the subcontractor to use a specific supplier or the prime contractor's negotiated unit price.

15. Payment

Costs for conforming to this Additional Special Provision (ASP) and any associated DBE requirements are incidental to the contract.

Appendix A

Substantive Conversation Guidelines

The substantive conversation is critical to all bidders' demonstration of good faith effort to meet the DBE goal prior to bid opening. Relationship building between primes and subcontractors is crucial to DBE goal attainment. Responsible bidders seek to build rapport with potential DBE subcontractors to understand capacity, areas of expertise, and assess contracting feasibility. Bidders who compete for WisDOT contracts are specialty contractors responding to a growing and changing contract environment. Just as these specialists are responsible for care of the roads, they are likewise responsible for contributing to the health of the industry. The substantive conversation drives collaboration that will build industry health and capacity. The following is intended to provide guidance for such discussions but is not an exhaustive list. Contractors are encouraged to incorporate their existing strategies for cultivating business relationships as well.

Prior to Bid Opening- this discussion should happen as early as possible (WisDOT advertisements are released 5 weeks prior to each Let)

- Determine DBE subcontractor's interest in quoting
- If response indicates inexperience with quoting- offer support/assistance to the DBE in understanding the industry including fundamentals a subcontractor needs to know, required reading and/or resources.
- Assess their interest and experience in the road construction industry by asking questions such as:
 1. Have you competed for other WisDOT contracts? Ratio of competed/to wins
 2. Have you performed on any transportation industry contracts (locally or with other states)?
 3. What the largest contract you've completed?
 4. Have you worked in the industry: apprentice, journeyman, safety, inspection etc.?
 5. Does this project fit into your schedule? Are you working on any contracts now?
 6. Have you reviewed a copy of the plans? Are you comfortable performing within the scope and quantity considerations of this contract?
 7. What region do you work in? Home base?
 8. Which line items are you considering?
 9. Have you read/are you familiar with WisDOT Standard Specifications? Construction Material Manual?
 10. Do you understand where your work fits in the project schedule, project phases?

Following Bid Opening- this discussion can happen at any time

1. After reviewing their quote, note the following in your discussion:
 - Does the quote look complete? Irregular?
 - Are there errors in the quote? Are items very high or very low?
 - In general, does the quote look competitive?
2. Questions and Advice for the bidder to share with the potential DBE subcontractor:
 - What line items would typically be in a competitive quote for a subcontractor of their specialty?
 - How many employees and what is their role/experience/expertise in your firm?
 - Do you have resources for labor (union member, family-based, community-resourced) and capital (banking relationship, bond agent, CPA)?
 - Where have you worked: cities, states, government, commercial, residential/private sector, etc. Explain similarities or differences.
 - Refer them to reliable, trusted, industry resources that can educate or connect them to relevant resources, education/certification resources, more appropriate contract opportunities.
 - Discussion about prime contract and subcontract liability, critical path items, contract quantities, schedule risks, and potential profit/loss (for upcoming known projects or in general).
 - Discussion of bonding, insurance, and overall business risk considerations.

APPENDIX B
Sample Contractor Solicitation Letter Page 1
This sample is provided as a guide not a requirement

GFESAMPLE MEMORANDUM

TO: DBE FIRMS
FROM: POTENTIAL PRIME CONTRACTOR OR MAJOR SUBCONTRACTOR
SUBJECT: **REQUEST FOR DBE QUOTES**
LET DATE & TIME
DATE: MONTH DAY YEAR
CC: DBE OFFICE ENGINEER

Our company is considering bidding on the projects indicated on the next page, as a prime and/or a subcontractor for the Wisconsin Department of Transportation **Month- date -year** Letting. Page 2 lists the projects and work items that we may subcontract for this letting. We are interested in obtaining subcontractor quotes for these projects and work categories. Also note that we are willing to accept quotes in areas we may be planning to perform ourselves as required by federal rules.

Please review page 2, respond whether you plan to quote, highlight the projects and work items you are interested in performing and return it via fax or email within 3 days. Plans, specifications and addenda are available through WisDOT at the DBE Support Services office or at the Highway Construction Contract Information (HCCI) site at <http://roadwaystandards.dot.wi.gov/hcci/>

Your quote should include all of the costs required to complete the items you propose to perform including labor, equipment, material, and related bonding or insurance. The quote should note items that you are DBE certified to perform, tied items, and any special terms. Page 2, with the indicated projects and items you plan to quote, should be used as a cover sheet for your quote.

Please make every effort to have your quotes into our office by **time deadline** the prior to the letting date. ***Make sure the correct letting date, project ID and proposal number, unit price and extension are included in your quote.*** We prefer quotes be sent via SBN but **prime's alternatives** are acceptable. Our office hours are **include hours and days**.

Please call our office as soon as possible prior to the letting if you need information/clarification to prepare your quote at **contact number**.

If you wish to discuss or evaluate your quote in more detail, contact us after the contract is awarded. Status of the contract can be checked at WisDOT's HCCI site at <http://roadwaystandards.dot.wi.gov/hcci/>
 All questions should be directed to:

Project Manager, John Doe, Phone:
 (000) 123-4567
 Email: Joe@joetheplumber.com
 Fax: (000) 123- 4657

Sample Contractor Solicitation Letter Page 2
This sample is provided as a guide not a requirement
 REQUEST FOR QUOTE

Prime's Name: _____
Letting Date: _____
Project ID: _____

Please check all that apply

- Yes, we will be quoting on the projects and items listed below
- No, we are not interested in quoting on the letting or its items referenced below
- Please take our name off your monthly DBE contact list
- We have questions about quoting this letting. Please have someone contact me at this number

Prime Contractor 's Contact Person:

DBE Contractor Contact Person:

Phone: _____

Phone: _____

Fax: _____

Fax: _____

Email: _____

Email: _____

Please circle the jobs and items you will be quoting below

Proposal No.	1	2	3	4	5	6	7
County							

WORK DESCRIPTION:

Clearing and Grubbing	X		X	X		X	X
Dump Truck Hauling	X		X	X		X	X
Curb & Gutter/Sidewalk, Etc.	X		X	X		X	X
Erosion Control Items	X		X	X		X	X
Signs and Posts/Markers	X		X	X		X	X
Traffic Control		X	X	X		X	X
Electrical Work/Traffic Signals		X	X	X		X	
Pavement Marking		X	X	X	X	X	X
Sawing Pavement		X	X	X	X	X	X
QMP, Base	X	X		X	X	X	X
Pipe Underdrain	X			X			
Beam Guard				X	X	X	X
Concrete Staining							X
Trees/Shrubs	X						X

Again please make every effort to have your quotes into our office by **time deadline** prior to the letting date.

We prefer quotes be sent via SBN but **prime's preferred alternatives are acceptable.**

If there are further questions please direct them to the **prime contractor's contact person** at **phone number.**

Appendix C

Small Business Network (SBN) Overview

The Small Business Network is a part of the Bid Express® service that was created to ensure that prime bidders have a centralized online location to find subs - including small and disadvantaged business enterprises (DBEs). It is available for prime bidders to use as part of their Basic Service subscription. Within the Small Business Network, **Prime Contractors** can:

1. Easily select proposals, work types and items:
 - a. After adding applicable work types, select items that you wish to quote. Enter the sub-quote quantities and add comments, if desired. Adding or removing items and work types can be done quickly. If needed, you can save the sub-quote for later completion.
2. Create sub-quotes for the subcontracting community:
 - a. Create sub-quotes with ease using the intuitive sub-quote creator. In seven short steps, you can rapidly create a custom sub-quote directed to all subcontractors that bid on the applicable work types. Steps include: provide contact information and sub-quote expiration date, select letting and proposal, add work types and items, specify terms and conditions, upload attachments, and select vendors.
 - b. Create a sub-quote to send to subcontractors or suppliers that lists the items in a proposal that you want quoted
 - c. Create an unlimited number of sub-quotes for items you want quoted, and optionally mark them as a DBE preferred request.
 - d. Add attachments to sub-quotes.
3. View sub-quote requests & responses:
 - a. After logging into the Bid Express service, you can quickly review all of your sub-quote requests and all unsolicited sub-quote requests from subcontractors. To simplify the Small Business Network home screen, sub-quote requests can be hidden with one click if they are not applicable.
 - b. View or receive unsolicited sub-quotes that subcontractors have posted, complete with terms, conditions and pricing.
4. View Record of Subcontractor Outreach Effort:
 - a. For each sub-quote produced, a *Record of Subcontractor Outreach Effort* is generated that shows the response statistics for a particular sub-quote. If accepted by the letting agency, this report may serve as proof of a "Good Faith" effort in reaching out to the DBE community.
 - b. Easily locate pre-qualified and certified small and disadvantaged businesses.
 - c. Advertise to small and disadvantaged businesses more efficiently and cost effectively.
 - d. Document your interactions with subs/DBEs by producing an Outreach Report (may be accepted as proof of DBE outreach at the discretion of each agency).

The Small Business Network is a part of the Bid Express® service that was created to ensure that small businesses have a centralized area to access information about upcoming projects. It can help small businesses learn more about opportunities, compete more effectively, network with other contractors and subcontractors, and win more jobs. **DBE firms can:**

1. View and reply to sub-quote requests from primes:
 - a. After logging into the Bid Express service, you can quickly review all incoming sub-quote requests and all unsolicited sub-quotes created by your company. Receive notifications by selected work type. To simplify on the Small Business Network home screen, sub-quote requests can be filtered by work types relevant to your interests or hidden with one click if they are not applicable.
2. Select items when responding to sub-quote requests from primes:
 - a. You have the freedom to choose and price any number of items when responding to a sub-quote request. Quantities can be modified, and per-item comments are also available.
 - b. View requests for sub-quotes for work that primes have posted for projects they are bidding, add your pricing, terms, and conditions, and submit completed sub-quotes to the requesting primes.
 - c. Add attachments to a sub-quote.
3. Create and send unsolicited sub-quotes to specific contractors:
 - a. Create unsolicited sub-quotes with ease using the intuitive sub-quote creator. In eight short steps, you can rapidly create a custom sub-quote directed at any number of specific vendors of your choosing. Steps include: provide contact information and sub-quote expiration date, select letting and proposal, add work types and items, specify terms and conditions, upload attachments, and select vendors.
4. Easily select and price items for unsolicited sub-quotes:
 - a. After adding applicable work types, select items that you wish to quote. The extended price calculates automatically, cutting out costly calculation errors. Comments can be provided on a per-item basis as well.
 - b. Create an unsolicited sub-quote that lists the items from a proposal that you want to quote, include pricing, terms and conditions, and send it to selected prime/plan holder.
 - c. Add attachments to a sub-quote.
 - d. Add unsolicited work items to sub-quotes that you are responding to.
5. Easy Access to Valuable Information
 - a. Receive a confirmation that your sub-quote was opened by a prime.
 - b. View Bid Tab Analysis data from past bids, including the high, average and low prices of items.
 - c. View important notices and publications from DOT targeted to small and disadvantaged businesses.
6. Accessing Small Business Network for WisDOT contracting opportunities
 - a. If you are a contractor not yet subscribing to the Bid Express service, go to www.bidx.com and select "Order Bid Express." The Small Business Network is a part of the Bid Express Basic Service.
 - b. DBE firms can request a Bid Express Small Business Network Account at no cost by calling 414-438-458

APPENDIX D

Good Faith Effort Evaluation Measures *by categories referenced in DBE regulations*

Bidders must demonstrate that they took all necessary and reasonable steps to achieve the assigned DBE contract goal. For each contract, all bidders must submit documentation indicating the goal has been met or if falling short of meeting the assigned goal, must request a DBE Goal Waiver and document all efforts employed to secure DBE subcontractor participation on Form DT1202.

DBE staff analyze the bidder's documented good faith efforts to determine if action taken was sufficient to meet the goal. Sufficiency is measured contract-by-contract. WisDOT evaluates active and aggressive efforts, quality, quantity, scope, intensity, and appropriateness of the bidder's efforts as a scale of the principles of Good Faith outlined in 49 CFR Part 26, Appendix A. Additional emphasis is placed on the bidder's demonstration of timely submission of documentation and communication with DBE subcontractors, and business development initiatives undertaken to support DBE firm growth.

The following is a sample of good faith effort activities that are rated according to the accompanying rubric. Contractors are encouraged to identify additional activities that align with their business type(s).

- Personal, tailored solicitation to firms that specialize in work types planned or desired for subcontracting
- Follow up to initial solicitation via email or phone
- Substantive conversation including topics such as contract liability, critical path work items, schedule risks, and potential profit/loss
- SBN utilization including posting quotes
- Review and response to DBE quotes including provision of information about plans, specifications, and requirements as applicable
- Documentation requesting subcontractors support DBE goal by solicitation and inclusion of DBE subcontractor quotes
- Responsive and timely submission of organized documentation
- Analysis of number of DBE firms who do work types that you typically subcontract
- Analysis of number of DBE firms who reside in geographical areas where prime seeks work
- Analysis of firms who express interest in bidding/quoting including the number of firms who declined your solicitation
- Reference check of DBE subcontractor work or training (documentation of questions and response required)
- Number of different efforts undertaken to meet the assigned DBE goal as documented in accompanying Form DT1202
- Submission of all DBE quotes received matched with a variety of work to be performed by DBEs
- Number and names of DBE firms provided written advice, or referral to industry-specific business development resources
- Overall pattern of DBE utilization on all WisDOT contracts which may include contracting with municipalities
- Documentation of resources expended to meet assigned DBE goal (#of hours, staff titles, average pay rate, actions taken)
- Analysis of subcontractable work items to be completed by prime beyond prime contractor's 30%
- Risk analysis of work items that are typically in tied quotes that could be unbundled
- List of contract work items in smallest economically feasible units, identifying schedule impact
- Submission of a Gap Analysis identifying DBE skillset and/or industry needs
- Staff training in EEO and Civil Rights laws as documented in training logs
- Written Capacity Assessment completed with DBE firm documenting its ability to perform the work quoted
- DBE engagement efforts beyond simple solicitation that include a substantive discussion, initiated as early in the acquisition process as possible (*points added for each day prior to letting*)
- Outreach and marketing efforts with minority, women, and veteran-focused organizations at least 10 days prior to bid opening
- Active involvement in WisDOT's Business Development Program, TrANS training, facilitated networking efforts, workshops
- Customized teaching/training efforts for future opportunities with DBE subcontractor, contract specific and/or annually
- Introduction and reference provided for DBE subcontractor to a prime who has not previously contracted with the DBE firm
- Prime utilization of a DBE subcontractor the prime has not contracted with previously
- Written referral/recommendation to bond/insurance agents, manufacturer, supplier
- Documented efforts fostering DBE participation through administrative and/or technical assistance
- Evidence of negotiation with the DBE firm about current and future Let opportunities
- Recommendation of local and state services that support small business and access to opportunity: DOA, SBA, WEDC, WPI, etc.
- Advice on bonding, lines of credit, or insurance as required to complete the items quoted and contract requirements

GFE EVALUATION RUBRIC – PHASE 1

	Active & Aggressive Category	Quality Category	Quantity Category	Scope & Intensity Category	Timing Category	Business Develop't Efforts	Total=
Solicitation Documentation							
Selected Work Items Documentation							
Documentation of Project Information provided to Interested DBEs							
Documentation of Negotiation with Interested DBEs							
Documentation of Sound Reason for Rejecting DBEs							
Documentation of Assistance to Interested DBEs- bonding, credit, insurance, equipment, supplies/materials							
Documentation of Outreach to Minority, Women, and Community organizations and other DBE Business Development Support							
Documentation of other GFE activities							
Overall Total=							

GFE EVALUATION RATING LEGEND – PHASE 1 – Initial Review

ACTIVE & AGGRESSIVE: Demonstrated through engaged and assertive activity

QUALITY: Demonstrated through essential character of conscientious and serious activity

QUANTITY: Demonstrated through a measurable number of activities

SCOPE & INTENSITY: Demonstrated through a rigorous approach to an appropriate and purposeful range of activities

TIMING: Demonstrated through engagement efforts beyond simple solicitation, initiated early in the process

BUSINESS DEVELOPMENT INITIATIVES: Demonstrated by efforts to support business growth and health of DBEs

Rating Scale

- **Each qualifying activity is worth 5 points per Category**
 - **Pro Forma efforts= 0-50 points**
Perfunctory effort characterized by routine or superficial activities
 - **Bona Fide= 55+ points**
Genuine effort characterized by sincere and earnest activities

GFE EVALUATION – PHASE 2 – Team Review**DBE Office completes:**

- Review of quote comparisons submitted by Prime
- Bid analysis to confirm if any bid submitted met the DBE goal
- Review average of other bidders DBE goal achievement
- Team review of combined efforts documented in Phase 1 and 2 by apparent low bidder

Excerpt from Appendix A to 49 CFR Part 26:

V. In determining whether a bidder has made good faith efforts, it is essential to scrutinize its documented efforts. At a minimum, you must review the performance of other bidders in meeting the contract goal. For example, when the apparent successful bidder fails to meet the contract goal, but others meet it, you may reasonably raise the question of whether, with additional efforts, the apparent successful bidder could have met the goal. If the apparent successful bidder fails to meet the goal, but meets or exceeds the average DBE participation obtained by other bidders, you may view this, in conjunction with other factors, as evidence of the apparent successful bidder having made good faith efforts. As provided in §26.53(b)(2)(vi), you must also require the contractor to submit copies of each DBE and non-DBE subcontractor quote submitted to the bidder when a non-DBE subcontractor was selected over a DBE for work on the contract to review whether DBE prices were substantially higher; and contact the DBEs listed on a contractor's solicitation to inquire as to whether they were contacted by the prime. Pro forma mailings to DBEs requesting bids are not alone sufficient to satisfy good faith efforts under the rule.

APPENDIX E

Good Faith Effort Best Practices

This list is not a set of requirements; it is a list of potential strategies

Primes

- Prime contractor open houses inviting DBE firms to see the bid “war room” or providing technical assistance.
- Participate in speed networking and mosaic exercises as arranged by DBE office.
- Host information sessions not directly associated with a bid letting.
- Participate in a formal mentor protégé or joint venture with a DBE firm.
- Participate in WisDOT advisory committees i.e. TRANSAC, or Mega Project committee meetings.
- Facilitate a small group DBE ‘training session’ clarifying how your firm prepares for bid letting, evaluates subcontractors, preferred qualifications, and communication methods.
- Encourage subcontractors to solicit and highlight DBE participation in their quotes to you.
- Quality of communication, not quantity creates the best results. Contractors should be thorough in communicating with DBE firms before the bid and provide any assistance requested to assure best possible bid.

DBE

- DBE firms should contact primes as soon as possible with questions regarding their quotes or bid; seven days prior is optimal.
- Continually check for contract addendums on the HCCI website through the Thursday prior to letting to stay abreast of changes.
- Review the status of contracts on the HCCI website reviewing the ‘apparent low bidder’ list and bid tabs at a minimum.
- Prepare a portfolio or list of related projects and prime and supplier references; be sure to note transportation related projects of similar size and scope, firm expertise and staffing.
- Participate in DBE office assessment programs.
- Participate on advisory and mega-project committees.
- Sign up to receive the DBE Contracting Update.
- Consider membership in relevant industry or contractor organizations.
- Active participation is a must. Quote as many projects as you can reasonably work on; quoting the primes and bidding as a prime with the Department are the only ways to get work.

APPENDIX F
Good Faith Effort Evaluation Guidance
Appendix A of 49 CFR Part 26

I. When, as a recipient, you establish a contract goal on a DOT-assisted contract for procuring construction, equipment, services, or any other purpose, a bidder must, in order to be responsible and/or responsive, make sufficient good faith efforts to meet the goal. The bidder can meet this requirement in either of two ways. First, the bidder can meet the goal, documenting commitments for participation by DBE firms sufficient for this purpose. Second, even if it doesn't meet the goal, the bidder can document adequate good faith efforts. This means that the bidder must show that it took all necessary and reasonable steps to achieve a DBE goal or other requirement of this part which, by their scope, intensity, and appropriateness to the objective, could reasonably be expected to obtain sufficient DBE participation, even if they were not fully successful.

II. In any situation in which you have established a contract goal, Part 26 requires you to use the good faith efforts mechanism of this part. As a recipient, you have the responsibility to make a fair and reasonable judgment whether a bidder that did not meet the goal made adequate good faith efforts. It is important for you to consider the quality, quantity, and intensity of the different kinds of efforts that the bidder has made, based on the regulations and the guidance in this Appendix.

The efforts employed by the bidder should be those that one could reasonably expect a bidder to take if the bidder were actively and aggressively trying to obtain DBE participation sufficient to meet the DBE contract goal. Mere pro forma efforts are not good faith efforts to meet the DBE contract requirements. We emphasize, however, that your determination concerning the sufficiency of the firm's good faith efforts is a judgment call. Determinations should not be made using quantitative formulas.

III. The Department also strongly cautions you against requiring that a bidder meet a contract goal (i.e., obtain a specified amount of DBE participation) in order to be awarded a contract, even though the bidder makes an adequate good faith efforts showing. This rule specifically prohibits you from ignoring bona fide good faith efforts.

IV. The following is a list of types of actions which you should consider as part of the bidder's good faith efforts to obtain DBE participation. It is not intended to be a mandatory checklist, nor is it intended to be exclusive or exhaustive. Other factors or types of efforts may be relevant in appropriate cases.

A. (1) Conducting market research to identify small business contractors and suppliers and soliciting through all reasonable and available means the interest of all certified DBEs that have the capability to perform the work of the contract. This may include attendance at pre-bid and business matchmaking meetings and events, advertising and/or written notices, posting of Notices of Sources Sought and/or Requests for Proposals, written notices or emails to all DBEs listed in the State's directory of transportation firms that specialize in the areas of work desired (as noted in the DBE directory) and which are located in the area or surrounding areas of the project.

(2) The bidder should solicit this interest as early in the acquisition process as practicable to allow the DBEs to respond to the solicitation and submit a timely offer for the subcontract. The bidder should determine with certainty if the DBEs are interested by taking appropriate steps to follow up initial solicitations.

B. Selecting portions of the work to be performed by DBEs in order to increase the likelihood that the DBE goals will be achieved. This includes, where appropriate, breaking out contract work items into economically feasible units (for example, smaller tasks or quantities) to facilitate DBE participation, even when the prime contractor might otherwise prefer to perform these work items with its own forces. This may include, where possible, establishing flexible timeframes for performance and delivery schedules in a manner that encourages and facilitates DBE participation.

C. Providing interested DBEs with adequate information about the plans, specifications, and requirements of the contract in a timely manner to assist them in responding to a solicitation with their offer for the subcontract.

D. (1) Negotiating in good faith with interested DBEs. It is the bidder's responsibility to make a portion of the work available to DBE subcontractors and suppliers and to select those portions of the work or material needs consistent with the available DBE subcontractors and suppliers, so as to facilitate DBE participation. Evidence of such negotiation includes the names, addresses, and telephone numbers of DBEs that were considered; a description of the information provided regarding the plans and specifications for the work selected for subcontracting; and evidence as to why additional Agreements could not be reached for DBEs to perform the work.

(2) A bidder using good business judgment would consider a number of factors in negotiating with subcontractors, including DBE subcontractors, and would take a firm's price and capabilities as well as contract goals into consideration. However, the fact that there may be some additional costs involved in finding and using DBEs is not in itself sufficient reason for a bidder's failure to meet the contract DBE goal, as long as such costs are reasonable. Also, the ability or desire of a prime contractor to perform the work of a contract with its own organization does not relieve the bidder of the responsibility to make good faith efforts. Prime contractors are not, however, required to accept higher quotes from DBEs if the price difference is excessive or unreasonable.

E. (1) Not rejecting DBEs as being unqualified without sound reasons based on a thorough investigation of their capabilities. The contractor's standing within its industry, membership in specific groups, organizations, or associations and political or social affiliations (for example union vs. non-union status) are not legitimate causes for the rejection or non-solicitation of bids in the contractor's efforts to meet the project goal. Another practice considered an insufficient good faith effort is the rejection of the DBE because its quotation for the work was not the lowest received. However, nothing in this paragraph shall be construed to require the bidder or prime contractor to accept unreasonable quotes in order to satisfy contract goals.

(2) A prime contractor's inability to find a replacement DBE at the original price is not alone sufficient to support a finding that good faith efforts have been made to replace the original DBE. The fact that the contractor has the ability and/or desire to perform the contract work with its own forces does not relieve the contractor of the obligation to make good faith efforts to find a replacement DBE, and it is not a sound basis for rejecting a prospective replacement DBE's reasonable quote.

F. Making efforts to assist interested DBEs in obtaining bonding, lines of credit, or insurance as required by the recipient or contractor.

G. Making efforts to assist interested DBEs in obtaining necessary equipment, supplies, materials, or related assistance or services.

H. Effectively using the services of available minority/women community organizations; minority/women contractors' groups; local, State, and Federal minority/women business assistance offices; and other organizations as allowed on a case-by-case basis to provide assistance in the recruitment and placement of DBEs.

V. In determining whether a bidder has made good faith efforts, it is essential to scrutinize its documented efforts. At a minimum, you must review the performance of other bidders in meeting the contract goal. For example, when the apparent successful bidder fails to meet the contract goal, but others meet it, you may reasonably raise the question of whether, with additional efforts, the apparent successful bidder could have met the goal. If the apparent successful bidder fails to meet the goal, but meets or exceeds the average DBE participation obtained by other bidders, you may view this, in conjunction with other factors, as evidence of the apparent successful bidder having made good faith efforts. As provided in §26.53(b)(2)(vi), you must also require the contractor to submit copies of each DBE and non-DBE subcontractor quote submitted to the bidder when a non-DBE subcontractor was selected over a DBE for work on the contract to review whether DBE prices were substantially higher; and contact the DBEs listed on a contractor's solicitation to inquire as to whether they were contacted by the prime. Pro forma mailings to DBEs requesting bids are not alone sufficient to satisfy good faith efforts under the rule.

VI. A promise to use DBEs after contract award is not considered to be responsive to the contract solicitation or to constitute good faith efforts.

[79 FR 59600, Oct. 2, 2014]

APPENDIX G

(SAMPLE) Forms DT1506 and DT1202

**COMMITMENT TO SUBCONTRACT TO DBE
ATTACHMENT A**

CONFIRMATION OF PARTICIPATION

Project I.D.:	Proposal Number:
Letting Date:	

Name of DBE Firm Participating in this Contract:	
Name of the Prime/Subcontractor who hired the DBE Firm: <i>(list all names of tiers if more than one)</i>	
Type of Work or Type of Material Supplied:	
Total Subcontract Value:	Total DBE Credit Value:

<p>FOR PRIME CONTRACTORS ONLY: I certify that I made arrangements with the participating DBE firm to perform the type of work listed or supply the material indicated above for the subcontract value listed above.</p>	Prime Contractor Representative's Signature
	Prime Contractor Representative's Name (Print Name)
	Prime Contractor (Print Company Name)
	Date

<p>FOR PARTICIPATING DBE FIRMS ONLY: I certify that I made arrangements with the Prime Contractor or the Hiring Contractor to perform the type of work or supply the material indicated above for the subcontract value listed above.</p> <p>FOR DBE TRUCKING FIRMS ONLY: I certify that I will utilize, for DBE credit, only trucks listed on my WisDOT approved Schedule of Owned/Leased Vehicles for DBE Credit form and I will be utilizing the number of trucks as listed below.</p>	Participating DBE Firm Representative's Signature & Date
	Participating DBE Firm Representative's Name (Print Name)
	Participating DBE Firm (Print Company Name)
	DBE Firm's Address:

# Owned Trucks	# Leased Trucks	# DBE-Owned Leased Trucks	# Non-DBE-Owned Leased Trucks



DOCUMENTATION OF GOOD FAITH EFFORT
 Wisconsin Department of Transportation
 DT1202.....3/2020



Project ID ●●●●	Proposal No. ●●●●	Letting ●●●●
Prime Contractor ●●●●	County ●●●●	
Person Submitting Document ●●●●	Telephone Number ●●●●	
Address ●●●●	Email Address ●●●●	

All bidders must undertake necessary and reasonable steps to achieve the assigned DBE contract goal per federal regulatory guidance at 49 CFR Part 26. Bidders use this form to document all efforts employed to meet the assigned goal as a record of contractor good faith efforts (GFE). Refer to ASP3 or 49 CFR Part 26 for guidance on actions that demonstrate good faith effort.

It is critical to list all efforts, attach documentation, and follow the instructions to complete this submission. Documentation of good faith effort includes copies of each DBE and non-DBE subcontractor quote submitted to the bidder for the same line items. Utilize the sample documentation logs to document and organize efforts.

Submit good faith effort documentation per ASP-3 guidelines.

Instructions: Provide a narrative description of all activities pursued to demonstrate good faith efforts, any corresponding documentation, and applicable explanation on separate pages. Include the following items, organized in the order listed below.

1. Solicitation Documentation:

- a. **Purpose:** To identify all reasonable and available activities the bidder performed to solicit the interest of all certified DBEs who have the capacity and ability to perform work on the project. All solicitation efforts should begin as early as possible to ensure DBEs have ample time to respond and ask questions.
- b. **Action:** Identify and list all activities engaged in to solicit DBEs using all reasonable and available means such as written notice and follow-up communications; substantive conversations; pre-bid meetings; networking events; market research; advertising.

2. Selected Work Items Documentation:

- a. **Purpose:** To ensure that all work items are broken out into economically feasible units to facilitate DBE participation. This must occur even when you prefer to perform the work yourself.
- b. **Action:** Identify economically feasible work units to be performed by DBEs to include activities such as: list of work items to be performed; breaking up of large work items into smaller tasks or quantities; flexible time frames for performance and delivery schedules.

3. Documentation of Project Information provided to Interested DBEs:

- a. **Purpose:** To provide interested DBEs with adequate information about the plans, specifications, and any other contractual requirements in a timely manner to assist DBEs in response to solicitation.
- b. **Action:** Provide DBEs access to plans, specifications, and other contract requirements. Early solicitation allows ample opportunity to provide project information, links to Let advertisements, and substantive engagement with DBEs.

4. → Documentation of Negotiation with Interested DBEs:

a. → Purpose: To ensure that negotiations with interested DBEs were made in good faith providing evidence as to why agreements could not be reached for DBEs to perform work.

b. → Action: Provide sufficient evidence to demonstrate that good faith negotiations took place. Merely sending out solicitations requesting bids from DBEs does not constitute sufficient good faith efforts. A bidder using good business judgment considers a number of factors in negotiating with all subcontractors, and the firm's price and capabilities in addition to contract goals are taken into consideration. However, the fact that there may be some additional costs involved in finding and using DBEs is not in itself sufficient reason for failing to meet the DBE goal as long as costs are reasonable. (see 49 CFR Part 26 Appendix A)

5. → Documentation of Sound Reason for Rejecting DBEs:

a. → Purpose: To ensure that bidders avoid rejecting DBEs as unqualified without sound reasons. Reasons for rejection must be based on thorough investigation of DBE capabilities.

b. → Action: Provide sufficient evidence to demonstrate that DBE was rejected for sound reasons such as past performance, relevant business experience and stability, safety record, business ethic and integrity, technical capacity, other tangible factors.

6. → Documentation of Assistance to Interested DBEs -- Bonding, Credit, Insurance, Equipment, Supplies/Materials:

a. → Purpose: To assist interested DBEs in obtaining bonds, lines of credit, insurance, equipment, supplies, materials, and other assistance or services.

b. → Action: Assist interested DBEs in obtaining bonding, lines of credit or insurance, and provide technical assistance or information related to plans, specifications, and project requirements. Assist DBEs in obtaining equipment, supplies, materials or other services related to meeting project requirements (excluding supplies or equipment the DBE purchases from the prime).

7. → Documentation of outreach to Minority, Women, and Community Organizations and other DBE Business Development Support:

a. → Purpose: To effectively use the services of minority, women, and community organizations as well as contractors' groups, local, state, and federal business assistance offices and organization that provide assistance in recruiting and supporting DBEs, as well as participation in activities that support DBE business development.

b. → Action: Contact organizations and agencies for assistance in contacting, recruiting, and providing support to DBE subcontractors, suppliers, manufacturers, and truckers at least 14 days before bid opening. Participate in or host activities such as networking events, mentor-protégé programs, small business development workshops, and others consistent with DBE support.

Return to:
Wisconsin Department of Transportation
DBE Program Office
PO Box 7965
Madison, WI 53707-7965
DBE_Alert@dot.wi.gov

I certify that I have utilized comprehensive good faith efforts to solicit and utilize DBE firms to meet the DBE participation requirements of this contract proposal, as demonstrated by my responses and as specified in Additional Special Provision 3 (ASP-3).

I certify that the information given in the Documentation of Good Faith Efforts is true and correct to the best of my knowledge and belief.

I further understand that any willful falsification, fraudulent statement, or misrepresentation will result in appropriate sanctions, which may involve debarment and/or prosecution under applicable state (Trans 504) and Federal laws.

		(Bidder/Authorized Representative Signature)
	*****	(Print Name)
	*****	(Title)

Good-Faith-Effort-- Sample-Documentation-Logs

The sample logs below are provided as guides rather than exhaustive list. See ASP3, Appendix A for additional examples of demonstrable good faith efforts. Attach documentation for each activity listed.

Acceptable forms of documentation include copies of solicitations sent to DBEs, notes from substantive conversations and negotiations with DBEs, copies of advertisements placed, email communications, all quotes received from DBEs and from all subcontractors who were considered alongside DBE quotes, proof of attendance at applicable networking events; flyers for events or workshops for DBEs offered by the prime, and other physical records of good faith efforts activities.

SOLICITATION LOG

Date	Activity	Name of DBE Solicited	Follow-up
4/1/2020	Sent May Let solicitation	Winterland Electric	Spoke with Mark Winterland on 4/15/20 to ask if he would quote.

SELECTED WORK ITEMS SOLICITED LOG

Work Type	DBE Firm	Contact Person	Date	Contact Mode
Pavement Marking	ABC Marking	Leslie Lynch	4/1/2020	Email; phone
	#1 Marking Co.	Mark Smart	4/1/2020	Email; left VM
Electrical	Winterland Electric	Tabitha Tinker	4/3/2020	Email; left VM
	Superstar Wiring	Jose Huascar	4/3/2020	Email; phone

INFORMATION PROVIDED LOG

Request Date	DBE Firm	Information Requested & Provided	Response Date
4/1/2020	Winterland Electric	Requested info on electrical requirements; provided plan and link to specs	4/3/2020
4/21/2020	Absolute Construction	Wanted to know how and when supplies are paid for by WisDOT; referred to spec that covers stockpiling	4/21/2020

NEGOTIATIONS LOG

Date	DBE Firm	Contact Name	Work Type	Quotes Rec'd?	Considered for project?	If not selected, why?
4/12/2020	ABC Landscape	John Dean	Erosion Control	Yes	No	Cannot perform all items
4/17/2020	Wild Ferns	Sandy Lynn	Erosion Control	Yes	Yes	
4/20/2020	#1 Marking	Mark Smart	Electrical	Yes	Yes	

ASSISTANCE LOG

Date	DBE Firm	Contact Person	Assistance Provided
4/1/2020	ABC Sawing	Jackie Swiggle	Informed DBE on how to obtain bonding
4/17/2020	Supreme Construction	Winston Walters	Provided contact for wholesale supply purchase

OUTREACH & BUSINESS DEVELOPMENT LOG

Date	Agency/Organization Contacted	Contact Person	Assistance Requested
4/1/2020	Women in Construction	LaTonya Klein	Contact information for woman-owned suppliers
4/28/2020	WBIC	Sam Smith	Asked for information to provide to DBE regarding financing programs through WBIC

Official Form DT1202 can be found here: www.wisconsin.gov/DBEcontracting

ADDITIONAL SPECIAL PROVISION 4

This special provision does not limit the right of the department, prime contractor, or subcontractors at any tier to withhold payment for work not acceptably completed or work subject to an unresolved contract dispute.

Payment to First-Tier Subcontractors

Within 10 calendar days of receiving a progress payment for work completed by a subcontractor, pay the subcontractor for that work. The prime contractor may withhold payment to a subcontractor if, within 10 calendar days of receipt of that progress payment, the prime contractor provides written notification to the subcontractor and the department documenting "just cause" for withholding payment.

The prime contractor is not allowed to withhold retainage from payments due subcontractors.

Payment to Lower-Tier Subcontractors

Ensure that subcontracting agreements at all tiers provide prompt payment rights to lower-tier subcontractors that parallel those granted first-tier subcontractors in this provision.

Additional Special Provision 6**ASP 6 - Modifications to the standard specifications**

Make the following revisions to the standard specifications:

415.3.16 Tolerance in Pavement Thickness

Replace the entire text with the following effective with the November 2021 letting:

415.3.16.1 General

- (1) Construct the plan thickness or thicker. The department will accept pavement thickness based on the results of department-performed acceptance testing conforming to:

Magnetic Pulse Induction	CMM 870: ASTM E3209 WTM
Probing.....	CMM 870: WTP C-002
Preplacement Measurement	CMM 870: WTP C-003

415.3.16.2 Pavement Units**415.3.16.2.1 Basic Units**

- (1) Basic unit is defined as a slip formed, single lane, with a minimum lane width of 10 feet, measured, from the pavement edge to the adjacent longitudinal joint; from one longitudinal joint to the next; or between pavement edges if there is no longitudinal joint.

415.3.16.2.2 Special Units

- (2) Establish special units for areas of fillets, intersections, gaps, gores, shoulders, ramps, pavement lanes less than 10 feet wide and other areas not included in basic units.

415.3.16.3 Test Plate Locations

- (1) Place department-furnished test plates. Within 5 business days after paving, enter the sequential number and associated position data into MRS available at:

<http://www.atwoodsystems.com/>

- (2) Contractor will maintain plate location markings for 10 business days after paving.

415.3.16.4 Acceptance Testing**415.3.16.4.1 Basic Units****415.3.16.4.1.2 Magnetic Pulse Induction**

- (1) The department will measure thickness within 10 business days of paving. Upon completion of the project thickness testing, the department will provide the test results to the contractor within 5 business days.
- (2) Department will establish a project reference plate at the start of each paving stage. Project reference plate will be measured before each day of testing. Department will notify the contractor of project reference plate locations before testing.
- (3) If the random plate test result falls within 80 to 50 percent pay range specified in 415.5.2, the department will measure the second plate in that unit. The department will notify the contractor immediately if the average of the 6 readings falls within the 80 to 50 percent pay range.
- (4) If an individual random plate test result is more than 1 inch thinner than contract plan thickness, the pavement is unacceptable. Department will determine limits of unacceptable pavement by performing the following:
- The engineer will test each consecutive plate stationed ahead and behind until the thickness test result is plan thickness or greater.
 - The engineer will direct the contractor to core the hardened concrete to determine the extent of the unacceptable area. In each direction, the contractor shall take cores at points approximately 20 feet from the furthest out of specification plate towards the plate that is plan thickness of greater. Once a core is within 80 to 100 percent pay range, the coring is complete and the limits of unacceptable pavement extend from the stationing between the core test results of 80 to 100 percent payment, inclusive of all unacceptable core and plate test results.
 - The contractor shall perform coring according to AASHTO T24. The department will evaluate the results according to AASHTO T148
 - The contractor shall fill core holes with concrete or mortar.

415.3.16.4.2 Special Units**415.3.16.4.2.1 Magnetic Pulse Induction**

- (1) The department will measure thickness within 10 business days of paving. Upon completion of the project thickness testing, the department will provide the test results to the contractor within 5 business days.
- (2) Department will establish a project reference plate at the start of each paving stage. Project reference plate will be measured before each day of testing. Department will notify the contractor of project reference plate locations before testing.
- (3) If the random plate test result falls within 80 to 50 percent pay range specified in 415.5.2, the department will measure the second plate in that unit. The department will notify the contractor immediately if the average of the 6 readings falls within the 80 to 50 percent pay range.
- (4) If an individual random plate test result is more than 1 inch thinner than contract plan thickness, the department will measure the second plate in that unit. If both plates are required to be measured, then all six thickness measurements will be averaged for that unit. If the average of the six measurements is more than 1 inch thinner than contract plan thickness, the pavement is unacceptable.

415.3.16.4.2.2 Probing

- (1) The department will measure slip form special units during concrete placement. Upon completion of the project thickness testing, the department will provide the test results to the contractor within 5 business days.
- (2) Department will probe 2 random locations within the special unit. The average of the two readings will be the reported measurement for the special unit.

415.3.16.4.2.3 Preplacement Measurement

- (1) The department will measure non-slip form special units before concrete placement.
- (2) Thickness corrections will be made to a conforming thickness by reshaping the base aggregate before the pavement is placed.

415.5.2 Adjusting Pay for Thickness

Replace the entire text with the following effective with the November 2021 letting:

- (1) The department will adjust pay for pavement thickness under the Nonconforming Thickness Concrete Pavement administrative item as follows:

FOR PAVEMENT THINNER THAN PLAN THICKNESS BY:	PERCENT OF THE CONTRACT UNIT PRICE
> 1/4 inch but <= 1/2 inch	80
> 1/2 inch but <= 3/4 inch	60
> 3/4 inch but <= 1 inch	50

- (2) When pavement of unacceptable final thickness is determined, as specified in 415.3.16.4, the department will direct the contractor to either:
 1. Remove and replace unacceptable concrete pavement to the nearest joint with new concrete pavement of conforming thickness. The department will pay once for the area at the full contract price.
 2. If the unacceptable pavement is less than 100 LF, the department may allow the concrete to remain in place without payment for the unacceptable area.

460.2.6 Recovered Asphaltic Binders

Replace paragraph two with the following effective with the November 2021 letting:

- (2) The contractor may replace virgin binder with recovered binder up to the maximum percentage allowed under 460.2.5 without further testing. When the design percent asphalt binder replaced exceeds the allowable limits in 460.2.5, the contractor must:
 - Document adjustments made to the mix design in the mix design submittal.
 - Submit test results that indicate the mixture's asphaltic binder meets or exceeds the upper and lower temperature grade requirements the bid item designates.
 - If only one recycled asphaltic material source is used, furnish one of the following:
 - Test results from extracted and recovered binder from the resultant mixture.
 - Blending charts that indicate the resultant mixture's high and low temperature PG as an interpolation of the percent binder replaced between the virgin binder's and the recycled asphaltic material source binder's high and low temperature PG.
 - If two or more recycled asphaltic material sources are used, furnish test results from extracted and

recovered binder from the resultant mixture.

501.2.6 Water

Retitle with the following effective with the November 2021 letting:

501.2.6 Mixing Water

501.2.6.2 Requirements

Replace paragraph two with the following effective with the November 2021 letting:

(2) Water from other sources must comply with the following:

Acidity, maximum of 0.1N NaOH to neutralize 200 mL of water; CMM 870: WTP C-001.....	2 mL
Alkalinity, maximum of 0.1N HCL to neutralize 200 mL of water; CMM 870: WTP C-001.....	15 mL
Maximum sulphate (SO ₄); CMM 870: WTP C-001.....	0.05 percent
Maximum chloride; CMM 870: WTP C-001.....	0.10 percent
Maximum total solids; CMM 870: WTP C-001	
Organic.....	0.04 percent
Inorganic.....	0.15 percent

501.3.2.4.2 Air Entrainment

Replace paragraph two with the following effective with the November 2021 letting:

(2) Test fresh concrete air content according to AASHTO T152 or AASHTO TP118 at the contract-required frequency and as the engineer directs. Test concrete placed by pumping or belting at the point of discharge from the pump line or belt.

501.3.7.1 Slump

Replace paragraph one with the following effective with the November 2021 letting:

- (1) Use a 1-inch to 4-inch slump for concrete used in structures or placed in forms, except as follows:
- Do not exceed a slump of 2 inches for grade E concrete.
 - Increase slump as specified in 502.3.5.3 for concrete placed underwater.
 - If BTS approves a concrete mixture using a superplasticizer, the contractor may increase slump for that mixture to a maximum of 9 inches without exceeding the maximum mix water allowed for that grade.

531.5 Payment

Replace paragraph two with the following effective with the November 2021 letting:

(2) Payment for Concrete Masonry Ancillary Structures Type NS is full compensation for providing concrete for non-standard sign structure foundations; and for anchor rod assemblies. The department will pay separately for excavating and backfilling drilled shafts under the Drilling Shafts bid items.

Replace paragraph five with the following effective with the November 2021 letting:

(5) Payment for the Foundation bid items is full compensation for providing concrete foundations; for anchor rod assemblies; for reinforcing steel; and for embedded conduit and electrical components. The department will pay separately for excavating and backfilling drilled shafts under the Drilling Shafts bid items.

642.2.2.1 General

Replace paragraph one with the following effective with the November 2021 letting:

(1) Provide each field office with two rooms, separated by an interior door with a padlock. Ensure that each room has a separate exterior door and its own air conditioner. Locate the office where a quality internet connection can be achieved. Ensure quality cell phone reception is achievable inside the field office.

701.3.1 General

Replace table 701-1 with the following effective with the November 2021 letting:

TABLE 701-1 TESTING AND CERTIFICATION STANDARDS

TEST	TEST STANDARD	MINIMUM REQUIRED CERTIFICATION (any one of the certifications listed for each test)
Random Sampling	CMM 830.9.2	Transportation Materials Sampling Technician (TMS) TMS Assistant Certified Technician (ACT-TMS) Aggregate Technician I (AGGTEC-I) AGGTEC-I Assistant Certified Technician (ACT-AGG) PCC Technician I (PCCTEC-I) PCCTEC-I Assistant Certified Technician (ACT-PCC) Grading Technician I (GRADINGTEC-I) Grading Assistant Certified Technician (ACT-GRADING)
Sampling Aggregates	AASHTO T2 ^[1] ^[4]	TMS, ACT-TMS, AGGTECT-1, ACT-AGG
Percent passing the No. 200 sieve	AASHTO T11 ^[1]	AGGTEC-I, ACT-AGG
Fine & coarse aggregate gradation	AASHTO T27 ^[1]	
Aggregate moisture content	AASHTO T255 ^[1]	
Fractured faces	ASTM D5821 ^[1]	
Liquid limit	AASHTO T89	
Plasticity index	AASHTO T90 ^[3]	Aggregate Testing for Transportation Systems (ATTS) GRADINGTEC-I, or ACT-GRADING
Sampling freshly mixed concrete	AASHTO R60	PCCTEC-1 ACT-PCC
Air content of fresh concrete	AASHTO T152 ^[2] AASHTO TP118 ^[5]	
Air void system of fresh concrete	AASHTO TP118 ^[5]	
Concrete slump	AASHTO T119 ^[2]	
Concrete temperature	ASTM C1064	
Making and curing concrete specimens	AASHTO T23	
Moist curing for concrete specimens	AASHTO M201	
Concrete compressive strength	AASHTO T22	
Concrete flexural strength	AASHTO T97	
Concrete surface resistivity ^[2]	AASHTO T358	
Voids in aggregate	AASHTO T19	Concrete Strength Tester (CST) CST Assistant Certified Technician (ACT-CST)
Profiling	—	PCCTEC-II PROFILER

^[1] As modified in CMM 860.

^[2] As modified in CMM 870.

^[3] A plasticity check, if required under individual QMP specifications, may be performed by an AGGTEC-I in addition to the certifications listed for liquid limit and plasticity index tests.

^[4] Plant personnel may operate equipment to obtain samples under the direct observation of a TMS or higher.

^[5] Consolidate by rodding.

710.2 Small Quantities

Replace the entire text with the following effective with the November 2021 letting:

- (1) The department defines small quantities as follows:
 - As specified in 715.1.1.2 for class I concrete.
 - Less than 50 cubic yards of class II ancillary concrete placed under a single bid item.
- (2) For contracts with only small quantities of material subject to testing, modify the requirements of 710 as follows:
 1. The contractor may submit an abbreviated quality control plan as allowed in 701.1.2.3.
 2. Provide one of the following for aggregate process control:
 - Documented previous testing dated within 120 calendar days. Provide gradation test results to the engineer before placing material.
 - Non-random start-up gradation testing.

710.4 Concrete Mixes

Replace paragraph two with the following effective with the November 2021 letting:

- (2) At least 7 business days before producing concrete, document that materials conform to 501 unless the engineer allows or individual QMP specifications provide otherwise. Include the following:

1. For mixes: quantities per cubic yard expressed as SSD weights and net water, water to cementitious material ratio, air content, and SAM number.
2. For cementitious materials and admixtures: type, brand, and source.
3. For aggregates: absorption, SSD bulk specific gravity, wear, soundness, freeze thaw test results if required, and air correction factor. Also include aggregate production records dated within 2 years if using those results in the design. Submit component aggregate gradations, aggregate proportions, and target combined blended aggregate gradations using the following:
 - DT2220 for combined aggregate gradations.
 - DT2221 for optimized aggregate gradations.
4. For optimized concrete mixtures:
 - Complete the worksheets within DT2221 according to the directions.
 - Ensure the optimized aggregate gradations and the optimized mix design conform to WisDOT specifications and pass the built-in tests within DT2221.
 - Verify slip-form mixture workability according to AASHTO TP137 and conformance to specifications through required trial batching.
 - Submit the completed DT2221 to the engineer electronically. Include the trial batch test results with the mix design submittal.

Replace paragraph four with the following effective with the November 2021 letting:

- (4) Prepare and submit modifications to a concrete mix to the engineer for approval 3 business days before using that modified mix. Modifications requiring the engineer's approval include changes in:
 1. Source of any material. For paving and barrier mixes, a source change for fly ash of the same class does not constitute a mix design change.
 2. Quantities of cementitious materials.
 3. Addition or deletion of admixtures. Minor admixture dosage adjustments required to maintain air content or slump do not require engineer review or approval.

710.5.5 Strength

Replace paragraph one with the following effective with the November 2021 letting:

- (1) Cast all 6" x 12" cylinders or all 6" x 6" x 21" beams in a set from the same sample. Do not cast more than one set of specimens from a single truckload of concrete. Mark each specimen to identify the lot and subplot or location on the project it represents.

710.5.6 Aggregate Testing

Retitle and replace the entire text with the following effective with the November 2021 letting:

710.5.6 Aggregate Testing During Concrete Production

710.5.6.1 General

- (1) The department will accept gradation based on the results of department-performed acceptance testing.
- (2) The department and contractor will obtain samples using the same method. When belt sampling, contractor personnel shall obtain samples for the department under the direct observation of the department personnel. Contractor will define sampling method in the QMP or abbreviated QMP.

710.5.6.2 Contractor Control Charts

710.5.6.2.1 General

- (1) Test aggregate gradations during concrete production except as allowed for small quantities under 710.2. Required contractor testing will be performed using non-random samples.
- (2) Sample aggregates from either the conveyor belt or from the working face of the stockpiles.
- (3) Sample aggregates within 2 business days before placement for each mix design. Include this gradation on the control charts.
- (4) Report gradation test results and provide control charts to the engineer within 1 business day of obtaining the sample. Submit results to the engineer and electronically into MRS as specified in 701.1.2.7.
- (5) Conduct aggregate testing at the minimum frequency shown based on the anticipated daily cumulative plant production for each mix design. The contractor's concrete production tests can be used for the same mix design on multiple contracts.

TABLE 710-1 CONTRACTOR GRADATION TESTING FREQUENCY - CLASS I

DAILY PLANT PRODUCTION RATE FOR WisDOT WORK	MINIMUM FREQUENCY
Gradation Report Before Placement	
1000 cubic yards or less	one test per day
more than 1000 cubic yards	two tests per day

TABLE 710-2 CONTRACTOR GRADATION TESTING FREQUENCY - CLASS II

MINIMUM FREQUENCY
Gradation Report Before Placement
One test per calendar week of production

710.5.6.2.2 Optimized Aggregate Gradation Control Charts

- (1) Determine the complete gradation using a washed analysis for both fine and coarse aggregates. Report results for the following:
 - 1 1/2", 1", 3/4", 1/2", 3/8", #4, #8, #16, #30, #50, #100, and #200 sieves.
 - Sum of volumetric percentages retained on No. 8, No. 16, and No. 30 sieves.
 - Sum of volumetric percentages retained on No. 30, No. 50, No. 100, and No. 200 sieves.
- (2) Calculate blended aggregate gradations using the mix design batch percentages for the component aggregates. Ensure the blended aggregate gradation conforms to the volumetric percent retained of the optimized aggregate gradation limits specified in table 501-4.
- (3) Throughout the contract, construct a 4-point running average of the volumetric percent retained for each sieve to determine if the blended aggregate gradation is within the tarantula curve limits specified in table 501-4.

710.5.6.2.3 Combined Aggregate Gradation Control Charts

- (1) Determine the complete gradation using a washed analysis for both fine and coarse aggregates. Report results for the 1 1/2", 1", 3/4", 1/2", 3/8", #4, #8, #16, #30, #50, #100, and #200 sieves.
- (2) Calculate blended aggregate gradations using the mix design batch percentages for the component aggregates. Ensure the blended aggregate gradation conforms to the percent passing by weight requirements of the combined aggregate gradation limits specified in table 501-4.
- (3) Throughout the contract, construct a 4-point running average of the percent passing by weight for each sieve to determine if the blended aggregate gradation is within the combined aggregate gradation limits specified in table 501-4.

710.5.6.3 Department Acceptance Testing

- (1) Department testing frequency is based on the quantity of each mix design placed under each individual WisDOT contract.
- (2) The department will split each sample, test for acceptance, and retain the remainder for a minimum of 10 calendar days.
- (3) The department will obtain the sample and deliver to regional testing lab in the same day. Department will report gradation test results to the contractor within 1 business day of being delivered to the lab. Department and contractor can agree to an alternative test result reporting timeframe; alternative timeframe is required to be documented in the QMP.
- (4) Additional samples may be taken at the engineer's discretion due to change in condition.

TABLE 710-3 DEPARTMENT GRADATION TESTING FREQUENCY

CONCRETE CLASSIFICATION	MINIMUM DEPARTMENT FREQUENCY
Class I: Pavement	1 test per placement day for first 5 days of placement. If all samples are passing, reduced frequency is applied.
	Reduced frequency: 1 test per calendar week of placement
Class I: Structures	1 test per 250 CY placed <ul style="list-style-type: none"> - Minimum of 1 test per substructure - Minimum of 1 test per superstructure

Class I: Cast-in-Place Barrier	1 test per 500 CY placed
Class II	No minimum testing

710.5.7 Corrective Action

Replace the entire text with the following effective with the November 2021 letting:

710.5.7.1 Optimized Aggregate Gradations

- (1) If the contractor's 4-point running average or a department test result of the volumetric percent retained exceeds the tarantula curve limits by less than or equal to 1.0 percent on a single sieve size, do the following:
1. Notify the other party immediately.
 2. Perform corrective action documented in the QC plan or as the engineer approves.
 3. Document and provide corrective action results to the engineer as soon as they are available.
 4. Department will conduct two tests within the next business day after corrective action is complete.
 5. If blended aggregate gradations are within the tarantula curve limits by the second department test:
 - Continue with concrete production.
 - Contractor will include a break in the 4-point running average.
 - For Class I: Pavements, department will discontinue reduced frequency testing and will test at a frequency of 1 test per placement day. Once 5 consecutive samples are passing at the 1 test per placement day frequency, the reduced frequency testing will be reapplied.
 6. If blended aggregate gradations are not within the tarantula curve limits by the second department test:
 - Provide a new mix design with an increased cementitious content.
 - If the mix design already has a cementitious content of 565 or more pounds per cubic yard, provide a new mix design.
 - If the contract requires optimized aggregate gradations under 501.2.7.4.2.1(2), stop concrete production and submit a new mix design.
- (2) If the contractor's 4-point running average or a department test result of the volumetric percent retained exceeds the tarantula curve limits by more than 1.0 percent on one or more sieves, stop concrete production and submit a new mix design.
- (3) Department and contractor will sample and test aggregate of the new mix design at the frequency defined in 710.5.6.1.

710.5.7.2 Combined Aggregate Gradations

- (1) If the contractor's 4-point running average or a department test result of the percent passing by weight exceeds the combined aggregate gradation limits by less than or equal to 1.0 percent on a single sieve size, do the following:
1. Notify the other party immediately.
 2. Perform corrective action documented in the QC plan or as the engineer approves.
 3. Document and provide corrective action results to the engineer as soon as they are available.
 4. Department will conduct two tests within the next business day after corrective action is complete.
 5. If blended aggregate gradations are within the combined aggregate gradation limits by the second department test:
 - Continue with concrete production.
 - Contractor will include a break in the 4-point running average.
 - For Class I: Pavements, department will discontinue reduced frequency testing and will test at a frequency of 1 test per placement day. Once 5 consecutive samples are passing at the 1 test per placement day frequency, the reduced frequency testing will be reapplied.
 6. If blended aggregate gradations are not within the combined aggregate gradation limits by the second department test, stop concrete production and submit a new mix design.
- (2) If the contractor's 4-point running average or a department test result of the percent passing by weight exceeds the combined aggregate gradation limits by more than 1.0 percent on one or more sieves, stop concrete production and submit a new mix design.
- (3) Department and contractor will sample and test aggregate of the new mix design at the frequency defined in 710.5.6.1.

715.3.1.1 General

Replace paragraphs three and four with the following effective with the November 2021 letting:

- (3) Cast a set of 3 additional 6"x12" cylinders and test the concrete surface resistivity according to AASHTO T358. Perform this testing at least once per lot if total contract quantities are greater than or equal to the following:

- 20,000 square yards for pavements.
- 5,000 linear feet for barriers.
- 500 cubic yards for structure concrete.

Submit the resistivity to the nearest tenth into MRS for information only. Resistivity testing is not required for the following:

- Lot with less than 3 sublots.
 - Concrete items classified as ancillary.
 - Concrete placed under the following bid items:
 - Concrete Pavement Approach Slab
 - Concrete Masonry Culverts
 - Concrete Masonry Retaining Walls
- (4) Test the air void system at least once per lot and enter the SAM number in MRS for information only. SAM testing is not required for the following:
- For lots with less than 3 sublots.
 - High early strength (HES) concrete.
 - Special high early strength (SHES) concrete.
 - Concrete placed under the following bid items:
 - Concrete Pavement Approach Slab
 - Concrete Masonry Culverts
 - Concrete Masonry Retaining Walls
 - Steel Grid Floor Concrete Filled
 - Crash Cushions Permanent
 - Crash Cushions Permanent Low Maintenance
 - Crash Cushions Temporary

715.3.1.2.3 Lots by Cubic Yard

Replace the entire text with the following effective with the November 2021 letting:

- (1) Define standard lots and sublots conforming to the following:

TABLE 715-1 CLASS I - LOT AND SUBLot SIZES

CONCRETE CLASSIFICATION	LOT SIZE	SUBLot SIZE	NUMBER OF SUBLots PER LOT
Class I: Pavement	1250 cubic yards	250 cubic yards	5
Class I: Structures	250 cubic yards	50 cubic yards	5
Class I: Cast-in-Place Barrier	500 cubic yards	100 cubic yards	5

- (2) The contractor may include sublots less than or equal to 25 percent of the standard volume in the previous subplot. For partial sublots exceeding 25 percent of the standard volume, notify the engineer who will direct additional testing to represent that partial subplot.
- (3) An undersized lot is eligible for incentive payment under 715.5 if the lot has 3 or more sublots for that lot.

715.3.2 Strength Evaluation

Replace the entire text with the following effective with the November 2021 letting:

715.3.2.1 General

- (1) The department will make pay adjustments for strength on a lot-by-lot basis using the compressive strength of contractor QC cylinders or the flexural strength of contractor QC beams.

-
- (2) Randomly select 2 QC specimens to test at 28 days for percent within limits (PWL). Compare the strengths of the 2 randomly selected QC specimens and determine the 28-day subplot average strength as follows:
- If the lower strength divided by the higher strength is 0.9 or more, average the 2 QC specimens.
 - If the lower strength divided by the higher strength is less than 0.9, break one additional specimen and average the 2 higher strength specimens.

715.3.2.2 Removal and Replacement

715.3.2.2.1 Pavement

- (1) If a subplot strength is less than 2500 psi in compressive strength or 500 psi in flexural strength, the department may direct the contractor to core that subplot to determine its structural adequacy and whether to direct removal.
- (2) If the engineer directs coring, obtain three cores from the subplot in question. Have an HTCP-certified PCC technician I perform or observe core sampling according to AASHTO T24.
- (3) Have an independent consultant test cores according to AASHTO T24.
- (4) The department will assess concrete for removal and replacement based on a subplot-by-subplot analysis of core strength. Perform coring and testing, fill core holes with an engineer-approved non-shrink grout or concrete, and provide traffic control during coring.
- (5) The subplot pavement is conforming if the compressive strengths of all cores from the subplot are 2500 psi or greater.
- (6) The subplot pavement is nonconforming if the compressive strengths of any core from the subplot is less than 2500 psi. The department may direct removal and replacement or otherwise determine the final disposition of nonconforming material as specified in 106.5.

715.3.2.2.2 Structures and Cast-in-Place Barrier

- (1) The department will evaluate the subplot for possible removal and replacement if the 28-day subplot average compressive strength is lower than $f'c$ minus 500 psi. The value of $f'c$ is the design stress the plans show. The department may assess further strength price reductions or require removal and replacement only after coring the subplot.
- (2) The engineer may initially evaluate the subplot strength using a non-destructive method. Based on the results of non-destructive testing, the department may accept the subplot at the previously determined pay for the lot, or direct the contractor to core the subplot.
- (3) If the engineer directs coring, obtain three cores from the subplot in question. Have an HTCP-certified PCC technician I perform or observe core sampling according to AASHTO T24. Determine core locations, subject to the engineer's approval, that do not interfere with structural steel.
- (4) Have an independent consultant test cores according to AASHTO T24.
- (5) The department will assess concrete for removal and replacement based on a subplot-by-subplot analysis of core strength. Perform coring and testing, fill core holes with an engineer-approved non-shrink grout or concrete, and provide traffic control during coring.
- (6) If the 3-core average is greater than or equal to 85 percent of $f'c$, and no individual core is less than 75 percent of $f'c$, the engineer will accept the subplot at the previously determined pay for the lot. If the 3-core average is less than 85 percent of $f'c$, or an individual core is less than 75 percent of $f'c$, the engineer may require the contractor to remove and replace the subplot. The department may direct removal and replacement or otherwise determine the final disposition of nonconforming material as specified in 106.5.

715.3.3 Aggregate

Replace the entire text with the following effective with the November 2021 letting:

715.3.3.1 General

- (1) Except as allowed for small quantities in 710.2, test aggregate conforming to 710.5.6.

715.3.3.2 Structures

- (1) In addition to the aggregate testing required under 710.5.6, determine the fine and coarse aggregate moisture content for each sample.
- (2) Calculate target batch weights for each mix when production of that mix begins. Whenever the moisture content of the fine or coarse aggregate changes by more than 0.5 percent, adjust the batch weights to maintain the design w/cm ratio.

715.5 Payment

Replace the entire text with the following effective with the November 2021 letting:

715.5.1 General

- (1) The department will pay incentive for compressive strength under the following bid items:

<u>ITEM NUMBER</u>	<u>DESCRIPTION</u>	<u>UNIT</u>
715.0502	Incentive Strength Concrete Structures	DOL
715.0603	Incentive Strength Concrete Barrier	DOL
715.0715	Incentive Flexural Strength Concrete Pavement	DOL
715.0720	Incentive Compressive Strength Concrete Pavement	DOL

- (2) Incentive payment may be more or less than the amount the schedule of items shows.
- (3) The department will administer disincentives for strength under the Disincentive Strength Concrete Structures, Disincentive Strength Concrete Barrier, Disincentive Flexural Strength Concrete Pavement, and Disincentive Compressive Strength Concrete Pavement, administrative items.
- (4) The pay factor that is calculated from the equations in 715.5.2(2) and 715.5.3(2) will be applied to the unit costs listed below:
- Pavement: \$45 per SY.
 - Structure: \$635 per CY.
 - Cast-in-place barrier: \$75 per LF.
- (5) 28-day strength average for a lot is the average of the individual subplot strengths within the given lot.
- (6) The department will not pay a strength incentive for concrete that is nonconforming in another specified property, for ancillary concrete accepted based on tests of class I concrete, or for high early strength concrete unless placed in pavement gaps as allowed under 715.3.1.2.2.
- (7) Submit test results to the department electronically using MRS software. The department will validate contractor data before determining pay adjustments.
- (8) All coring and testing costs under 715.3.2.2 including filling core holes and providing traffic control during coring are incidental to the contract.

715.5.2 Compressive Strength

- (1) The department will measure PWL relative to strength lower specification limits as follows:
- Compressive strength of 3700 psi for pavements.
 - Compressive strength of 4000 psi for structures and cast-in-place barrier.

- (2) The department will adjust pay for each lot using equation "Comp2022" as follows:

Percent within Limits (PWL)	Pay Factor (%)
>= 90 to 100	$(1/5 \times \text{PWL}) + 82$
>= 85 to < 90	100
>= 50 to < 85	$(5/7 \times \text{PWL}) + (275/7)$
< 50	50 ^[1]

^[1] Any material resulting in a lot PWL value less than 50 will be evaluated according to 715.3.2. In the event the material remains in place, it will be paid at 50 percent of the contract unit price of the concrete bid item.

- (3) The department will not pay incentive if the lot standard deviation is greater than the following:
- 400 psi for pavement.
 - 350 psi for structure and cast-in-place barrier
- (4) For lots with less than 3 sublots, there is no incentive but the department will reduce pay by 50 percent of the contract unit price for sublots with an average compressive strength below the following:
- 3700 psi for pavements.
 - 4000 psi for structures and cast-in-place barrier.

715.5.3 Flexural Strength

- (1) The department will measure PWL relative to strength lower specification limits as follows:
- Flexural strength of 650 psi for pavements.

- (2) The department will adjust pay for each lot using equation "Flex2022" as follows:

Percent within Limits (PWL)	Pay Factor (%)
>= 90 to 100	$(2/5 \times \text{PWL}) + 64$
>= 85 to < 90	100

≥ 50 to < 85
 < 50

$(5/7 \times \text{PWL}) + (275/7)$
 $50^{[1]}$

^[1] Material resulting in a lot PWL value less than 50 will be evaluated according to 715.3.2. In the event the material remains in place, it will be paid at 50 percent of the contract unit price of the concrete bid item.

- (3) The department will not pay incentive if the lot standard deviation is greater than 60 psi.
 - (4) For lots with less than 3 sublots, there is no incentive but the department will reduce pay by 50 percent of the contract unit price for sublots with an average flexural strength below 650 psi.
-

ERRATA**460.2.2.3 Aggregate Gradation Master Range****Correct errata by adding US Standard equivalent sieve sizes.**

- (1) Ensure that the aggregate blend, including recycled material and mineral filler, conforms to the gradation requirements in table 460-1. The values listed are design limits; production values may exceed those limits.

TABLE 460-1 AGGREGATE GRADATION MASTER RANGE AND VMA REQUIREMENTS

SIEVE	PERCENT PASSING DESIGNATED SIEVES							
	NOMINAL SIZE							
	No. 1 (37.5 mm) (1 1/2 inch)	No. 2 (25.0 mm) (1 inch)	No.3 (19.0 mm) (3/4 inch)	No. 4 (12.5 mm) (1/2 inch)	No. 5 (9.5 mm) (3/8 inch)	No. 6 (4.75 mm) (3/16 inch)	SMA No. 4 (12.5 mm) (1/2 inch)	SMA No. 5 (9.5 mm) (3/8 inch)
50.0-mm (2-inch)	100							
37.5-mm (1 1/2-inch)	90 - 100	100						
25.0-mm (1-inch)	90 max	90 - 100	100					
19.0-mm (3/4-inch)	—	90 max	90 - 100	100			100	
12.5-mm (1/2-inch)	—	—	90 max	90 - 100	100		90 - 97	100
9.5-mm (3/8-inch)	—	—	—	90 max	90 - 100	100	58 - 80	90 - 100
4.75-mm (No. 4)	—	—	—	—	90 max	90 - 100	25 - 35	35 - 45
2.36-mm (No. 8)	15 - 41	19 - 45	23 - 49	28 - 58	32 - 67	90 max	15 - 25	18 - 28
1.18-mm (No. 16)	—	—	—	—	—	30 - 55	—	—
0.60-mm (No. 30)	—	—	—	—	—	—	18 max	18 max
0.075-mm (No. 200)	0 - 6.0	1.0 - 7.0	2.0 - 8.0	2.0 - 10.0	2.0 - 10.0	6.0 - 13.0	8.0 - 11.0	8.0 - 12.0
% VMA	11.0 min	12.0 min	13.0 min	14.0 min ^[1]	15.0 min ^[2]	16.0 - 17.5	16.0 min	17.0 min

^[1] 14.5 for LT and MT mixes.

^[2] 15.5 for LT and MT mixes.

715.5.1 General**Correct the bid item number for Incentive Compressive Strength Concrete Pavement.**

- (1) The department will pay incentive for compressive strength under the following bid items:

<u>ITEM NUMBER</u>	<u>DESCRIPTION</u>	<u>UNIT</u>
715.0502	Incentive Strength Concrete Structures	DOL
715.0603	Incentive Strength Concrete Barrier	DOL
715.0715	Incentive Flexural Strength Concrete Pavement	DOL
715.0720	Incentive Compressive Strength Concrete Pavement	DOL

ADDITIONAL SPECIAL PROVISION 7

- A. Reporting 1st Tier and DBE Payments During Construction
1. Comply with reporting requirements specified in the department's Civil Rights Compliance, Contractor's User Manual, Sublets and Payments.
 2. Report payments to all DBE firms within 10 calendar days of receipt of a progress payment by the department or a contractor for work performed, materials furnished, or materials stockpiled by a DBE firm. Report the payment as specified in A(1) for all work satisfactorily performed and for all materials furnished or stockpiled.
 3. Report payments to all first tier subcontractor relationships within 10 calendar days of receipt of a progress payment by the department for work performed. Report the payment as specified in A(1) for all work satisfactorily performed.
 4. All tiers shall report payments as necessary to comply with the DBE payment requirement as specified in A(2).
 5. Require all first tier relationships, DBE firms and all other tier relationships necessary to comply with the DBE payment requirement in receipt of a progress payment by contractor to acknowledge receipt of payment as specified in A(1), (2), (3) and (4).
 6. All agreements made by a contractor shall include the provisions in A(1), (2), (3), (4) and (5), and shall be binding on all first tier subcontractor relationships and all contractors and subcontractors utilizing DBE firms on the project.
- B. Costs for conforming to this special provision are incidental to the contract.

NOTE: CRCS Prime Contractor payment is currently not automated and will need to be manually loaded into the Civil Rights Compliance System. Copies of prime contractor payments received (check or ACH) will have to be forwarded to paul.ndon@dot.wi.gov within 5 days of payment receipt to be logged manually.

***Additionally, for information on Subcontractor Sublet assignments, Subcontractor Payments and Payment Tracking, please refer to the CRCS Payment and Sublets manual at:

<https://wisconsindot.gov/Documents/doing-bus/civil-rights/labornwage/crcs-payments-sublets-manual.pdf>

ADDITIONAL SPECIAL PROVISION 9

Electronic Certified Payroll or Labor Data Submittal

(1) Use the department's Civil Rights Compliance System (CRCS) to electronically submit certified payroll reports for contracts with federal funds and labor data for contracts with state funds only. Details are available online through the department's highway construction contractor information (HCCI) site on the Labor, Wages, and EEO Information page at:

<https://wisconsindot.gov/Pages/doing-bus/civil-rights/labornwage/default.aspx>

(2) Ensure that all tiers of subcontractors, including all trucking firms, either submit their weekly certified payroll reports (contracts with federal funds) or labor data (contracts with state funds only) electronically through CRCS. These payrolls or labor data are due within seven calendar days following the close of the payroll period. Every firm providing physical labor towards completing the project is a subcontractor under this special provision.

(3) Upon receipt of contract execution, promptly make all affected firms aware of the requirements under this special provision and arrange for them to receive CRCS training as they are about to begin their submittals. The department will provide training either in a classroom setting at one of our regional offices or by telephone. Contact Paul Ndon at (414) 438-4584 to schedule the training.

(4) The department will reject all paper submittals for information required under this special provision. All costs for conforming to this special provision are incidental to the contract.

(5) Firms wishing to export payroll/labor data from their computer system into CRCS should have their payroll coordinator contact Paul Ndon at paul.ndon@dot.wi.gov. Not every contractor's payroll system is capable of producing export files. For details, see Section 4.8 CPR Auto Submit (Data Mapping) on pages 49-50; 66-71 of the CRCS Payroll Manual at:

<https://wisconsindot.gov/Documents/doing-bus/civil-rights/labornwage/crcs-payroll-manual.pdf>

**REQUIRED CONTRACT PROVISIONS
FEDERAL-AID CONSTRUCTION CONTRACTS**

- I. General
- II. Nondiscrimination
- III. Nonsegregated Facilities
- IV. Davis-Bacon and Related Act Provisions
- V. Contract Work Hours and Safety Standards Act Provisions
- VI. Subletting or Assigning the Contract
- VII. Safety: Accident Prevention
- VIII. False Statements Concerning Highway Projects
- IX. Implementation of Clean Air Act and Federal Water Pollution Control Act
- X. Compliance with Governmentwide Suspension and Debarment Requirements
- XI. Certification Regarding Use of Contract Funds for Lobbying

ATTACHMENTS

A. Employment and Materials Preference for Appalachian Development Highway System or Appalachian Local Access Road Contracts (included in Appalachian contracts only)

I. GENERAL

1. Form FHWA-1273 must be physically incorporated in each construction contract funded under Title 23 (excluding emergency contracts solely intended for debris removal). The contractor (or subcontractor) must insert this form in each subcontract and further require its inclusion in all lower tier subcontracts (excluding purchase orders, rental agreements and other agreements for supplies or services).

The applicable requirements of Form FHWA-1273 are incorporated by reference for work done under any purchase order, rental agreement or agreement for other services. The prime contractor shall be responsible for compliance by any subcontractor, lower-tier subcontractor or service provider.

Form FHWA-1273 must be included in all Federal-aid design-build contracts, in all subcontracts and in lower tier subcontracts (excluding subcontracts for design services, purchase orders, rental agreements and other agreements for supplies or services). The design-builder shall be responsible for compliance by any subcontractor, lower-tier subcontractor or service provider.

Contracting agencies may reference Form FHWA-1273 in bid proposal or request for proposal documents, however, the Form FHWA-1273 must be physically incorporated (not referenced) in all contracts, subcontracts and lower-tier subcontracts (excluding purchase orders, rental agreements and other agreements for supplies or services related to a construction contract).

2. Subject to the applicability criteria noted in the following sections, these contract provisions shall apply to all work performed on the contract by the contractor's own organization and with the assistance of workers under the contractor's immediate superintendence and to all work performed on the contract by piecework, station work, or by subcontract.

3. A breach of any of the stipulations contained in these Required Contract Provisions may be sufficient grounds for withholding of progress payments, withholding of final payment, termination of the contract, suspension / debarment or any other action determined to be appropriate by the contracting agency and FHWA.

4. Selection of Labor: During the performance of this contract, the contractor shall not use convict labor for any purpose within the limits of a construction project on a Federal-aid highway unless it is labor performed by convicts who are on parole, supervised release, or probation. The term Federal-aid highway does not include roadways functionally classified as local roads or rural minor collectors.

II. NONDISCRIMINATION

The provisions of this section related to 23 CFR Part 230 are applicable to all Federal-aid construction contracts and to all related construction subcontracts of \$10,000 or more. The provisions of 23 CFR Part 230 are not applicable to material supply, engineering, or architectural service contracts.

In addition, the contractor and all subcontractors must comply with the following policies: Executive Order 11246, 41 CFR 60, 29 CFR 1625-1627, Title 23 USC Section 140, the Rehabilitation Act of 1973, as amended (29 USC 794), Title VI of the Civil Rights Act of 1964, as amended, and related regulations including 49 CFR Parts 21, 26 and 27; and 23 CFR Parts 200, 230, and 633.

The contractor and all subcontractors must comply with: the requirements of the Equal Opportunity Clause in 41 CFR 60-1.4(b) and, for all construction contracts exceeding \$10,000, the Standard Federal Equal Employment Opportunity Construction Contract Specifications in 41 CFR 60-4.3.

Note: The U.S. Department of Labor has exclusive authority to determine compliance with Executive Order 11246 and the policies of the Secretary of Labor including 41 CFR 60, and 29 CFR 1625-1627. The contracting agency and the FHWA have the authority and the responsibility to ensure compliance with Title 23 USC Section 140, the Rehabilitation Act of 1973, as amended (29 USC 794), and Title VI of the Civil Rights Act of 1964, as amended, and related regulations including 49 CFR Parts 21, 26 and 27; and 23 CFR Parts 200, 230, and 633.

The following provision is adopted from 23 CFR 230, Appendix A, with appropriate revisions to conform to the U.S. Department of Labor (US DOL) and FHWA requirements.

1. Equal Employment Opportunity: Equal employment opportunity (EEO) requirements not to discriminate and to take affirmative action to assure equal opportunity as set forth under laws, executive orders, rules, regulations (28 CFR 35, 29 CFR 1630, 29 CFR 1625-1627, 41 CFR 60 and 49 CFR 27) and orders of the Secretary of Labor as modified by the provisions prescribed herein, and imposed pursuant to 23 U.S.C. 140 shall constitute the EEO and specific affirmative action standards for the contractor's project activities under

this contract. The provisions of the Americans with Disabilities Act of 1990 (42 U.S.C. 12101 et seq.) set forth under 28 CFR 35 and 29 CFR 1630 are incorporated by reference in this contract. In the execution of this contract, the contractor agrees to comply with the following minimum specific requirement activities of EEO:

a. The contractor will work with the contracting agency and the Federal Government to ensure that it has made every good faith effort to provide equal opportunity with respect to all of its terms and conditions of employment and in their review of activities under the contract.

b. The contractor will accept as its operating policy the following statement:

"It is the policy of this Company to assure that applicants are employed, and that employees are treated during employment, without regard to their race, religion, sex, color, national origin, age or disability. Such action shall include: employment, upgrading, demotion, or transfer; recruitment or recruitment advertising; layoff or termination; rates of pay or other forms of compensation; and selection for training, including apprenticeship, pre-apprenticeship, and/or on-the-job training."

2. EEO Officer: The contractor will designate and make known to the contracting officers an EEO Officer who will have the responsibility for and must be capable of effectively administering and promoting an active EEO program and who must be assigned adequate authority and responsibility to do so.

3. Dissemination of Policy: All members of the contractor's staff who are authorized to hire, supervise, promote, and discharge employees, or who recommend such action, or who are substantially involved in such action, will be made fully cognizant of, and will implement, the contractor's EEO policy and contractual responsibilities to provide EEO in each grade and classification of employment. To ensure that the above agreement will be met, the following actions will be taken as a minimum:

a. Periodic meetings of supervisory and personnel office employees will be conducted before the start of work and then not less often than once every six months, at which time the contractor's EEO policy and its implementation will be reviewed and explained. The meetings will be conducted by the EEO Officer.

b. All new supervisory or personnel office employees will be given a thorough indoctrination by the EEO Officer, covering all major aspects of the contractor's EEO obligations within thirty days following their reporting for duty with the contractor.

c. All personnel who are engaged in direct recruitment for the project will be instructed by the EEO Officer in the contractor's procedures for locating and hiring minorities and women.

d. Notices and posters setting forth the contractor's EEO policy will be placed in areas readily accessible to employees, applicants for employment and potential employees.

e. The contractor's EEO policy and the procedures to implement such policy will be brought to the attention of employees by means of meetings, employee handbooks, or other appropriate means.

4. Recruitment: When advertising for employees, the contractor will include in all advertisements for employees the notation: "An Equal Opportunity Employer." All such advertisements will be placed in publications having a large circulation among minorities and women in the area from which the project work force would normally be derived.

a. The contractor will, unless precluded by a valid bargaining agreement, conduct systematic and direct recruitment through public and private employee referral sources likely to yield qualified minorities and women. To meet this requirement, the contractor will identify sources of potential minority group employees, and establish with such identified sources procedures whereby minority and women applicants may be referred to the contractor for employment consideration.

b. In the event the contractor has a valid bargaining agreement providing for exclusive hiring hall referrals, the contractor is expected to observe the provisions of that agreement to the extent that the system meets the contractor's compliance with EEO contract provisions. Where implementation of such an agreement has the effect of discriminating against minorities or women, or obligates the contractor to do the same, such implementation violates Federal nondiscrimination provisions.

c. The contractor will encourage its present employees to refer minorities and women as applicants for employment. Information and procedures with regard to referring such applicants will be discussed with employees.

5. Personnel Actions: Wages, working conditions, and employee benefits shall be established and administered, and personnel actions of every type, including hiring, upgrading, promotion, transfer, demotion, layoff, and termination, shall be taken without regard to race, color, religion, sex, national origin, age or disability. The following procedures shall be followed:

a. The contractor will conduct periodic inspections of project sites to insure that working conditions and employee facilities do not indicate discriminatory treatment of project site personnel.

b. The contractor will periodically evaluate the spread of wages paid within each classification to determine any evidence of discriminatory wage practices.

c. The contractor will periodically review selected personnel actions in depth to determine whether there is evidence of discrimination. Where evidence is found, the contractor will promptly take corrective action. If the review indicates that the discrimination may extend beyond the actions reviewed, such corrective action shall include all affected persons.

d. The contractor will promptly investigate all complaints of alleged discrimination made to the contractor in connection with its obligations under this contract, will attempt to resolve such complaints, and will take appropriate corrective action within a reasonable time. If the investigation indicates that the discrimination may affect persons other than the complainant, such corrective action shall include such other persons. Upon completion of each investigation, the contractor will inform every complainant of all of their avenues of appeal.

6. Training and Promotion:

a. The contractor will assist in locating, qualifying, and increasing the skills of minorities and women who are

applicants for employment or current employees. Such efforts should be aimed at developing full journey level status employees in the type of trade or job classification involved.

b. Consistent with the contractor's work force requirements and as permissible under Federal and State regulations, the contractor shall make full use of training programs, i.e., apprenticeship, and on-the-job training programs for the geographical area of contract performance. In the event a special provision for training is provided under this contract, this subparagraph will be superseded as indicated in the special provision. The contracting agency may reserve training positions for persons who receive welfare assistance in accordance with 23 U.S.C. 140(a).

c. The contractor will advise employees and applicants for employment of available training programs and entrance requirements for each.

d. The contractor will periodically review the training and promotion potential of employees who are minorities and women and will encourage eligible employees to apply for such training and promotion.

7. Unions: If the contractor relies in whole or in part upon unions as a source of employees, the contractor will use good faith efforts to obtain the cooperation of such unions to increase opportunities for minorities and women. Actions by the contractor, either directly or through a contractor's association acting as agent, will include the procedures set forth below:

a. The contractor will use good faith efforts to develop, in cooperation with the unions, joint training programs aimed toward qualifying more minorities and women for membership in the unions and increasing the skills of minorities and women so that they may qualify for higher paying employment.

b. The contractor will use good faith efforts to incorporate an EEO clause into each union agreement to the end that such union will be contractually bound to refer applicants without regard to their race, color, religion, sex, national origin, age or disability.

c. The contractor is to obtain information as to the referral practices and policies of the labor union except that to the extent such information is within the exclusive possession of the labor union and such labor union refuses to furnish such information to the contractor, the contractor shall so certify to the contracting agency and shall set forth what efforts have been made to obtain such information.

d. In the event the union is unable to provide the contractor with a reasonable flow of referrals within the time limit set forth in the collective bargaining agreement, the contractor will, through independent recruitment efforts, fill the employment vacancies without regard to race, color, religion, sex, national origin, age or disability; making full efforts to obtain qualified and/or qualifiable minorities and women. The failure of a union to provide sufficient referrals (even though it is obligated to provide exclusive referrals under the terms of a collective bargaining agreement) does not relieve the contractor from the requirements of this paragraph. In the event the union referral practice prevents the contractor from meeting the obligations pursuant to Executive Order 11246, as amended, and these special provisions, such contractor shall immediately notify the contracting agency.

8. Reasonable Accommodation for Applicants / Employees with Disabilities: The contractor must be familiar

with the requirements for and comply with the Americans with Disabilities Act and all rules and regulations established there under. Employers must provide reasonable accommodation in all employment activities unless to do so would cause an undue hardship.

9. Selection of Subcontractors, Procurement of Materials and Leasing of Equipment: The contractor shall not discriminate on the grounds of race, color, religion, sex, national origin, age or disability in the selection and retention of subcontractors, including procurement of materials and leases of equipment. The contractor shall take all necessary and reasonable steps to ensure nondiscrimination in the administration of this contract.

a. The contractor shall notify all potential subcontractors and suppliers and lessors of their EEO obligations under this contract.

b. The contractor will use good faith efforts to ensure subcontractor compliance with their EEO obligations.

10. Assurance Required by 49 CFR 26.13(b):

a. The requirements of 49 CFR Part 26 and the State DOT's U.S. DOT-approved DBE program are incorporated by reference.

b. The contractor or subcontractor shall not discriminate on the basis of race, color, national origin, or sex in the performance of this contract. The contractor shall carry out applicable requirements of 49 CFR Part 26 in the award and administration of DOT-assisted contracts. Failure by the contractor to carry out these requirements is a material breach of this contract, which may result in the termination of this contract or such other remedy as the contracting agency deems appropriate.

11. Records and Reports: The contractor shall keep such records as necessary to document compliance with the EEO requirements. Such records shall be retained for a period of three years following the date of the final payment to the contractor for all contract work and shall be available at reasonable times and places for inspection by authorized representatives of the contracting agency and the FHWA.

a. The records kept by the contractor shall document the following:

(1) The number and work hours of minority and non-minority group members and women employed in each work classification on the project;

(2) The progress and efforts being made in cooperation with unions, when applicable, to increase employment opportunities for minorities and women; and

(3) The progress and efforts being made in locating, hiring, training, qualifying, and upgrading minorities and women;

b. The contractors and subcontractors will submit an annual report to the contracting agency each July for the duration of the project, indicating the number of minority, women, and non-minority group employees currently engaged in each work classification required by the contract work. This information is to be reported on [Form FHWA-1391](#). The staffing data should represent the project work force on board in all or any part of the last payroll period preceding the end of July. If on-the-job training is being required by special provision, the contractor

will be required to collect and report training data. The employment data should reflect the work force on board during all or any part of the last payroll period preceding the end of July.

III. NONSEGREGATED FACILITIES

This provision is applicable to all Federal-aid construction contracts and to all related construction subcontracts of \$10,000 or more.

The contractor must ensure that facilities provided for employees are provided in such a manner that segregation on the basis of race, color, religion, sex, or national origin cannot result. The contractor may neither require such segregated use by written or oral policies nor tolerate such use by employee custom. The contractor's obligation extends further to ensure that its employees are not assigned to perform their services at any location, under the contractor's control, where the facilities are segregated. The term "facilities" includes waiting rooms, work areas, restaurants and other eating areas, time clocks, restrooms, washrooms, locker rooms, and other storage or dressing areas, parking lots, drinking fountains, recreation or entertainment areas, transportation, and housing provided for employees. The contractor shall provide separate or single-user restrooms and necessary dressing or sleeping areas to assure privacy between sexes.

IV. DAVIS-BACON AND RELATED ACT PROVISIONS

This section is applicable to all Federal-aid construction projects exceeding \$2,000 and to all related subcontracts and lower-tier subcontracts (regardless of subcontract size). The requirements apply to all projects located within the right-of-way of a roadway that is functionally classified as Federal-aid highway. This excludes roadways functionally classified as local roads or rural minor collectors, which are exempt. Contracting agencies may elect to apply these requirements to other projects.

The following provisions are from the U.S. Department of Labor regulations in 29 CFR 5.5 "Contract provisions and related matters" with minor revisions to conform to the FHWA-1273 format and FHWA program requirements.

1. Minimum wages

a. All laborers and mechanics employed or working upon the site of the work, will be paid unconditionally and not less often than once a week, and without subsequent deduction or rebate on any account (except such payroll deductions as are permitted by regulations issued by the Secretary of Labor under the Copeland Act (29 CFR part 3)), the full amount of wages and bona fide fringe benefits (or cash equivalents thereof) due at time of payment computed at rates not less than those contained in the wage determination of the Secretary of Labor which is attached hereto and made a part hereof, regardless of any contractual relationship which may be alleged to exist between the contractor and such laborers and mechanics.

Contributions made or costs reasonably anticipated for bona fide fringe benefits under section 1(b)(2) of the Davis-Bacon Act on behalf of laborers or mechanics are considered wages paid to such laborers or mechanics, subject to the provisions

of paragraph 1.d. of this section; also, regular contributions made or costs incurred for more than a weekly period (but not less often than quarterly) under plans, funds, or programs which cover the particular weekly period, are deemed to be constructively made or incurred during such weekly period. Such laborers and mechanics shall be paid the appropriate wage rate and fringe benefits on the wage determination for the classification of work actually performed, without regard to skill, except as provided in 29 CFR 5.5(a)(4). Laborers or mechanics performing work in more than one classification may be compensated at the rate specified for each classification for the time actually worked therein: Provided, That the employer's payroll records accurately set forth the time spent in each classification in which work is performed. The wage determination (including any additional classification and wage rates conformed under paragraph 1.b. of this section) and the Davis-Bacon poster (WH-1321) shall be posted at all times by the contractor and its subcontractors at the site of the work in a prominent and accessible place where it can be easily seen by the workers.

b.(1) The contracting officer shall require that any class of laborers or mechanics, including helpers, which is not listed in the wage determination and which is to be employed under the contract shall be classified in conformance with the wage determination. The contracting officer shall approve an additional classification and wage rate and fringe benefits therefore only when the following criteria have been met:

(i) The work to be performed by the classification requested is not performed by a classification in the wage determination; and

(ii) The classification is utilized in the area by the construction industry; and

(iii) The proposed wage rate, including any bona fide fringe benefits, bears a reasonable relationship to the wage rates contained in the wage determination.

(2) If the contractor and the laborers and mechanics to be employed in the classification (if known), or their representatives, and the contracting officer agree on the classification and wage rate (including the amount designated for fringe benefits where appropriate), a report of the action taken shall be sent by the contracting officer to the Administrator of the Wage and Hour Division, Employment Standards Administration, U.S. Department of Labor, Washington, DC 20210. The Administrator, or an authorized representative, will approve, modify, or disapprove every additional classification action within 30 days of receipt and so advise the contracting officer or will notify the contracting officer within the 30-day period that additional time is necessary.

(3) In the event the contractor, the laborers or mechanics to be employed in the classification or their representatives, and the contracting officer do not agree on the proposed classification and wage rate (including the amount designated for fringe benefits, where appropriate), the contracting officer shall refer the questions, including the views of all interested parties and the recommendation of the contracting officer, to the Wage and Hour Administrator for determination. The Wage and Hour Administrator, or an authorized representative, will issue a determination within 30 days of receipt and so advise the contracting officer or

will notify the contracting officer within the 30-day period that additional time is necessary.

(4) The wage rate (including fringe benefits where appropriate) determined pursuant to paragraphs 1.b.(2) or 1.b.(3) of this section, shall be paid to all workers performing work in the classification under this contract from the first day on which work is performed in the classification.

c. Whenever the minimum wage rate prescribed in the contract for a class of laborers or mechanics includes a fringe benefit which is not expressed as an hourly rate, the contractor shall either pay the benefit as stated in the wage determination or shall pay another bona fide fringe benefit or an hourly cash equivalent thereof.

d. If the contractor does not make payments to a trustee or other third person, the contractor may consider as part of the wages of any laborer or mechanic the amount of any costs reasonably anticipated in providing bona fide fringe benefits under a plan or program. Provided, That the Secretary of Labor has found, upon the written request of the contractor, that the applicable standards of the Davis-Bacon Act have been met. The Secretary of Labor may require the contractor to set aside in a separate account assets for the meeting of obligations under the plan or program.

2. Withholding

The contracting agency shall upon its own action or upon written request of an authorized representative of the Department of Labor, withhold or cause to be withheld from the contractor under this contract, or any other Federal contract with the same prime contractor, or any other federally-assisted contract subject to Davis-Bacon prevailing wage requirements, which is held by the same prime contractor, so much of the accrued payments or advances as may be considered necessary to pay laborers and mechanics, including apprentices, trainees, and helpers, employed by the contractor or any subcontractor the full amount of wages required by the contract. In the event of failure to pay any laborer or mechanic, including any apprentice, trainee, or helper, employed or working on the site of the work, all or part of the wages required by the contract, the contracting agency may, after written notice to the contractor, take such action as may be necessary to cause the suspension of any further payment, advance, or guarantee of funds until such violations have ceased.

3. Payrolls and basic records

a. Payrolls and basic records relating thereto shall be maintained by the contractor during the course of the work and preserved for a period of three years thereafter for all laborers and mechanics working at the site of the work. Such records shall contain the name, address, and social security number of each such worker, his or her correct classification, hourly rates of wages paid (including rates of contributions or costs anticipated for bona fide fringe benefits or cash equivalents thereof of the types described in section 1(b)(2)(B) of the Davis-Bacon Act), daily and weekly number of hours worked, deductions made and actual wages paid. Whenever the Secretary of Labor has found under 29 CFR 5.5(a)(1)(iv) that the wages of any laborer or mechanic include the amount of any costs reasonably anticipated in providing benefits under a plan or program described in section 1(b)(2)(B) of the Davis-

Bacon Act, the contractor shall maintain records which show that the commitment to provide such benefits is enforceable, that the plan or program is financially responsible, and that the plan or program has been communicated in writing to the laborers or mechanics affected, and records which show the costs anticipated or the actual cost incurred in providing such benefits. Contractors employing apprentices or trainees under approved programs shall maintain written evidence of the registration of apprenticeship programs and certification of trainee programs, the registration of the apprentices and trainees, and the ratios and wage rates prescribed in the applicable programs.

b.(1) The contractor shall submit weekly for each week in which any contract work is performed a copy of all payrolls to the contracting agency. The payrolls submitted shall set out accurately and completely all of the information required to be maintained under 29 CFR 5.5(a)(3)(i), except that full social security numbers and home addresses shall not be included on weekly transmittals. Instead the payrolls shall only need to include an individually identifying number for each employee (e.g., the last four digits of the employee's social security number). The required weekly payroll information may be submitted in any form desired. Optional Form WH-347 is available for this purpose from the Wage and Hour Division Web site at <http://www.dol.gov/esa/whd/forms/wh347instr.htm> or its successor site. The prime contractor is responsible for the submission of copies of payrolls by all subcontractors. Contractors and subcontractors shall maintain the full social security number and current address of each covered worker, and shall provide them upon request to the contracting agency for transmission to the State DOT, the FHWA or the Wage and Hour Division of the Department of Labor for purposes of an investigation or audit of compliance with prevailing wage requirements. It is not a violation of this section for a prime contractor to require a subcontractor to provide addresses and social security numbers to the prime contractor for its own records, without weekly submission to the contracting agency..

(2) Each payroll submitted shall be accompanied by a "Statement of Compliance," signed by the contractor or subcontractor or his or her agent who pays or supervises the payment of the persons employed under the contract and shall certify the following:

(i) That the payroll for the payroll period contains the information required to be provided under §5.5 (a)(3)(ii) of Regulations, 29 CFR part 5, the appropriate information is being maintained under §5.5 (a)(3)(i) of Regulations, 29 CFR part 5, and that such information is correct and complete;

(ii) That each laborer or mechanic (including each helper, apprentice, and trainee) employed on the contract during the payroll period has been paid the full weekly wages earned, without rebate, either directly or indirectly, and that no deductions have been made either directly or indirectly from the full wages earned, other than permissible deductions as set forth in Regulations, 29 CFR part 3;

(iii) That each laborer or mechanic has been paid not less than the applicable wage rates and fringe benefits or cash equivalents for the classification of work performed, as specified in the applicable wage determination incorporated into the contract.

(3) The weekly submission of a properly executed certification set forth on the reverse side of Optional Form WH-347 shall satisfy the requirement for submission of the "Statement of Compliance" required by paragraph 3.b.(2) of this section.

(4) The falsification of any of the above certifications may subject the contractor or subcontractor to civil or criminal prosecution under section 1001 of title 18 and section 231 of title 31 of the United States Code.

c. The contractor or subcontractor shall make the records required under paragraph 3.a. of this section available for inspection, copying, or transcription by authorized representatives of the contracting agency, the State DOT, the FHWA, or the Department of Labor, and shall permit such representatives to interview employees during working hours on the job. If the contractor or subcontractor fails to submit the required records or to make them available, the FHWA may, after written notice to the contractor, the contracting agency or the State DOT, take such action as may be necessary to cause the suspension of any further payment, advance, or guarantee of funds. Furthermore, failure to submit the required records upon request or to make such records available may be grounds for debarment action pursuant to 29 CFR 5.12.

4. Apprentices and trainees

a. Apprentices (programs of the USDOL).

Apprentices will be permitted to work at less than the predetermined rate for the work they performed when they are employed pursuant to and individually registered in a bona fide apprenticeship program registered with the U.S. Department of Labor, Employment and Training Administration, Office of Apprenticeship Training, Employer and Labor Services, or with a State Apprenticeship Agency recognized by the Office, or if a person is employed in his or her first 90 days of probationary employment as an apprentice in such an apprenticeship program, who is not individually registered in the program, but who has been certified by the Office of Apprenticeship Training, Employer and Labor Services or a State Apprenticeship Agency (where appropriate) to be eligible for probationary employment as an apprentice.

The allowable ratio of apprentices to journeymen on the job site in any craft classification shall not be greater than the ratio permitted to the contractor as to the entire work force under the registered program. Any worker listed on a payroll at an apprentice wage rate, who is not registered or otherwise employed as stated above, shall be paid not less than the applicable wage rate on the wage determination for the classification of work actually performed. In addition, any apprentice performing work on the job site in excess of the ratio permitted under the registered program shall be paid not less than the applicable wage rate on the wage determination for the work actually performed. Where a contractor is performing construction on a project in a locality other than that in which its program is registered, the ratios and wage rates (expressed in percentages of the journeyman's hourly rate) specified in the contractor's or subcontractor's registered program shall be observed.

Every apprentice must be paid at not less than the rate specified in the registered program for the apprentice's level of progress, expressed as a percentage of the journeymen hourly

rate specified in the applicable wage determination. Apprentices shall be paid fringe benefits in accordance with the provisions of the apprenticeship program. If the apprenticeship program does not specify fringe benefits, apprentices must be paid the full amount of fringe benefits listed on the wage determination for the applicable classification. If the Administrator determines that a different practice prevails for the applicable apprentice classification, fringes shall be paid in accordance with that determination.

In the event the Office of Apprenticeship Training, Employer and Labor Services, or a State Apprenticeship Agency recognized by the Office, withdraws approval of an apprenticeship program, the contractor will no longer be permitted to utilize apprentices at less than the applicable predetermined rate for the work performed until an acceptable program is approved.

b. Trainees (programs of the USDOL).

Except as provided in 29 CFR 5.16, trainees will not be permitted to work at less than the predetermined rate for the work performed unless they are employed pursuant to and individually registered in a program which has received prior approval, evidenced by formal certification by the U.S. Department of Labor, Employment and Training Administration.

The ratio of trainees to journeymen on the job site shall not be greater than permitted under the plan approved by the Employment and Training Administration.

Every trainee must be paid at not less than the rate specified in the approved program for the trainee's level of progress, expressed as a percentage of the journeyman hourly rate specified in the applicable wage determination. Trainees shall be paid fringe benefits in accordance with the provisions of the trainee program. If the trainee program does not mention fringe benefits, trainees shall be paid the full amount of fringe benefits listed on the wage determination unless the Administrator of the Wage and Hour Division determines that there is an apprenticeship program associated with the corresponding journeyman wage rate on the wage determination which provides for less than full fringe benefits for apprentices. Any employee listed on the payroll at a trainee rate who is not registered and participating in a training plan approved by the Employment and Training Administration shall be paid not less than the applicable wage rate on the wage determination for the classification of work actually performed. In addition, any trainee performing work on the job site in excess of the ratio permitted under the registered program shall be paid not less than the applicable wage rate on the wage determination for the work actually performed.

In the event the Employment and Training Administration withdraws approval of a training program, the contractor will no longer be permitted to utilize trainees at less than the applicable predetermined rate for the work performed until an acceptable program is approved.

c. Equal employment opportunity. The utilization of apprentices, trainees and journeymen under this part shall be in conformity with the equal employment opportunity requirements of Executive Order 11246, as amended, and 29 CFR part 30.

d. Apprentices and Trainees (programs of the U.S. DOT).

Apprentices and trainees working under apprenticeship and skill training programs which have been certified by the Secretary of Transportation as promoting EEO in connection with Federal-aid highway construction programs are not subject to the requirements of paragraph 4 of this Section IV. The straight time hourly wage rates for apprentices and trainees under such programs will be established by the particular programs. The ratio of apprentices and trainees to journeymen shall not be greater than permitted by the terms of the particular program.

5. Compliance with Copeland Act requirements. The contractor shall comply with the requirements of 29 CFR part 3, which are incorporated by reference in this contract.

6. Subcontracts. The contractor or subcontractor shall insert Form FHWA-1273 in any subcontracts and also require the subcontractors to include Form FHWA-1273 in any lower tier subcontracts. The prime contractor shall be responsible for the compliance by any subcontractor or lower tier subcontractor with all the contract clauses in 29 CFR 5.5.

7. Contract termination: debarment. A breach of the contract clauses in 29 CFR 5.5 may be grounds for termination of the contract, and for debarment as a contractor and a subcontractor as provided in 29 CFR 5.12.

8. Compliance with Davis-Bacon and Related Act requirements. All rulings and interpretations of the Davis-Bacon and Related Acts contained in 29 CFR parts 1, 3, and 5 are herein incorporated by reference in this contract.

9. Disputes concerning labor standards. Disputes arising out of the labor standards provisions of this contract shall not be subject to the general disputes clause of this contract. Such disputes shall be resolved in accordance with the procedures of the Department of Labor set forth in 29 CFR parts 5, 6, and 7. Disputes within the meaning of this clause include disputes between the contractor (or any of its subcontractors) and the contracting agency, the U.S. Department of Labor, or the employees or their representatives.

10. Certification of eligibility.

a. By entering into this contract, the contractor certifies that neither it (nor he or she) nor any person or firm who has an interest in the contractor's firm is a person or firm ineligible to be awarded Government contracts by virtue of section 3(a) of the Davis-Bacon Act or 29 CFR 5.12(a)(1).

b. No part of this contract shall be subcontracted to any person or firm ineligible for award of a Government contract by virtue of section 3(a) of the Davis-Bacon Act or 29 CFR 5.12(a)(1).

c. The penalty for making false statements is prescribed in the U.S. Criminal Code, 18 U.S.C. 1001.

V. CONTRACT WORK HOURS AND SAFETY STANDARDS ACT

The following clauses apply to any Federal-aid construction contract in an amount in excess of \$100,000 and subject to the overtime provisions of the Contract Work Hours and Safety Standards Act. These clauses shall be inserted in addition to the clauses required by 29 CFR 5.5(a) or 29 CFR 4.6. As used in this paragraph, the terms laborers and mechanics include watchmen and guards.

1. Overtime requirements. No contractor or subcontractor contracting for any part of the contract work which may require or involve the employment of laborers or mechanics shall require or permit any such laborer or mechanic in any workweek in which he or she is employed on such work to work in excess of forty hours in such workweek unless such laborer or mechanic receives compensation at a rate not less than one and one-half times the basic rate of pay for all hours worked in excess of forty hours in such workweek.

2. Violation; liability for unpaid wages; liquidated damages. In the event of any violation of the clause set forth in paragraph (1.) of this section, the contractor and any subcontractor responsible therefor shall be liable for the unpaid wages. In addition, such contractor and subcontractor shall be liable to the United States (in the case of work done under contract for the District of Columbia or a territory, to such District or to such territory), for liquidated damages. Such liquidated damages shall be computed with respect to each individual laborer or mechanic, including watchmen and guards, employed in violation of the clause set forth in paragraph (1.) of this section, in the sum of \$10 for each calendar day on which such individual was required or permitted to work in excess of the standard workweek of forty hours without payment of the overtime wages required by the clause set forth in paragraph (1.) of this section.

3. Withholding for unpaid wages and liquidated damages. The FHWA or the contracting agency shall upon its own action or upon written request of an authorized representative of the Department of Labor withhold or cause to be withheld, from any moneys payable on account of work performed by the contractor or subcontractor under any such contract or any other Federal contract with the same prime contractor, or any other federally-assisted contract subject to the Contract Work Hours and Safety Standards Act, which is held by the same prime contractor, such sums as may be determined to be necessary to satisfy any liabilities of such contractor or subcontractor for unpaid wages and liquidated damages as provided in the clause set forth in paragraph (2.) of this section.

4. Subcontracts. The contractor or subcontractor shall insert in any subcontracts the clauses set forth in paragraph (1.) through (4.) of this section and also a clause requiring the subcontractors to include these clauses in any lower tier subcontracts. The prime contractor shall be responsible for compliance by any subcontractor or lower tier subcontractor with the clauses set forth in paragraphs (1.) through (4.) of this section.

VI. SUBLETTING OR ASSIGNING THE CONTRACT

This provision is applicable to all Federal-aid construction contracts on the National Highway System.

1. The contractor shall perform with its own organization contract work amounting to not less than 30 percent (or a greater percentage if specified elsewhere in the contract) of the total original contract price, excluding any specialty items designated by the contracting agency. Specialty items may be performed by subcontract and the amount of any such specialty items performed may be deducted from the total original contract price before computing the amount of work required to be performed by the contractor's own organization (23 CFR 635.116).

a. The term "perform work with its own organization" refers to workers employed or leased by the prime contractor, and equipment owned or rented by the prime contractor, with or without operators. Such term does not include employees or equipment of a subcontractor or lower tier subcontractor, agents of the prime contractor, or any other assignees. The term may include payments for the costs of hiring leased employees from an employee leasing firm meeting all relevant Federal and State regulatory requirements. Leased employees may only be included in this term if the prime contractor meets all of the following conditions:

(1) the prime contractor maintains control over the supervision of the day-to-day activities of the leased employees;

(2) the prime contractor remains responsible for the quality of the work of the leased employees;

(3) the prime contractor retains all power to accept or exclude individual employees from work on the project; and

(4) the prime contractor remains ultimately responsible for the payment of predetermined minimum wages, the submission of payrolls, statements of compliance and all other Federal regulatory requirements.

b. "Specialty Items" shall be construed to be limited to work that requires highly specialized knowledge, abilities, or equipment not ordinarily available in the type of contracting organizations qualified and expected to bid or propose on the contract as a whole and in general are to be limited to minor components of the overall contract.

2. The contract amount upon which the requirements set forth in paragraph (1) of Section VI is computed includes the cost of material and manufactured products which are to be purchased or produced by the contractor under the contract provisions.

3. The contractor shall furnish (a) a competent superintendent or supervisor who is employed by the firm, has full authority to direct performance of the work in accordance with the contract requirements, and is in charge of all construction operations (regardless of who performs the work) and (b) such other of its own organizational resources (supervision, management, and engineering services) as the contracting officer determines is necessary to assure the performance of the contract.

4. No portion of the contract shall be sublet, assigned or otherwise disposed of except with the written consent of the contracting officer, or authorized representative, and such consent when given shall not be construed to relieve the contractor of any responsibility for the fulfillment of the contract. Written consent will be given only after the contracting agency has assured that each subcontract is

evidenced in writing and that it contains all pertinent provisions and requirements of the prime contract.

5. The 30% self-performance requirement of paragraph (1) is not applicable to design-build contracts; however, contracting agencies may establish their own self-performance requirements.

VII. SAFETY: ACCIDENT PREVENTION

This provision is applicable to all Federal-aid construction contracts and to all related subcontracts.

1. In the performance of this contract the contractor shall comply with all applicable Federal, State, and local laws governing safety, health, and sanitation (23 CFR 635). The contractor shall provide all safeguards, safety devices and protective equipment and take any other needed actions as it determines, or as the contracting officer may determine, to be reasonably necessary to protect the life and health of employees on the job and the safety of the public and to protect property in connection with the performance of the work covered by the contract.

2. It is a condition of this contract, and shall be made a condition of each subcontract, which the contractor enters into pursuant to this contract, that the contractor and any subcontractor shall not permit any employee, in performance of the contract, to work in surroundings or under conditions which are unsanitary, hazardous or dangerous to his/her health or safety, as determined under construction safety and health standards (29 CFR 1926) promulgated by the Secretary of Labor, in accordance with Section 107 of the Contract Work Hours and Safety Standards Act (40 U.S.C. 3704).

3. Pursuant to 29 CFR 1926.3, it is a condition of this contract that the Secretary of Labor or authorized representative thereof, shall have right of entry to any site of contract performance to inspect or investigate the matter of compliance with the construction safety and health standards and to carry out the duties of the Secretary under Section 107 of the Contract Work Hours and Safety Standards Act (40 U.S.C.3704).

VIII. FALSE STATEMENTS CONCERNING HIGHWAY PROJECTS

This provision is applicable to all Federal-aid construction contracts and to all related subcontracts.

In order to assure high quality and durable construction in conformity with approved plans and specifications and a high degree of reliability on statements and representations made by engineers, contractors, suppliers, and workers on Federal-aid highway projects, it is essential that all persons concerned with the project perform their functions as carefully, thoroughly, and honestly as possible. Willful falsification, distortion, or misrepresentation with respect to any facts related to the project is a violation of Federal law. To prevent any misunderstanding regarding the seriousness of these and similar acts, Form FHWA-1022 shall be posted on each Federal-aid highway project (23 CFR 635) in one or more places where it is readily available to all persons concerned with the project:

18 U.S.C. 1020 reads as follows:

"Whoever, being an officer, agent, or employee of the United States, or of any State or Territory, or whoever, whether a person, association, firm, or corporation, knowingly makes any false statement, false representation, or false report as to the character, quality, quantity, or cost of the material used or to be used, or the quantity or quality of the work performed or to be performed, or the cost thereof in connection with the submission of plans, maps, specifications, contracts, or costs of construction on any highway or related project submitted for approval to the Secretary of Transportation; or

Whoever knowingly makes any false statement, false representation, false report or false claim with respect to the character, quality, quantity, or cost of any work performed or to be performed, or materials furnished or to be furnished, in connection with the construction of any highway or related project approved by the Secretary of Transportation; or

Whoever knowingly makes any false statement or false representation as to material fact in any statement, certificate, or report submitted pursuant to provisions of the Federal-aid Roads Act approved July 1, 1916, (39 Stat. 355), as amended and supplemented;

Shall be fined under this title or imprisoned not more than 5 years or both."

IX. IMPLEMENTATION OF CLEAN AIR ACT AND FEDERAL WATER POLLUTION CONTROL ACT

This provision is applicable to all Federal-aid construction contracts and to all related subcontracts.

By submission of this bid/proposal or the execution of this contract, or subcontract, as appropriate, the bidder, proposer, Federal-aid construction contractor, or subcontractor, as appropriate, will be deemed to have stipulated as follows:

1. That any person who is or will be utilized in the performance of this contract is not prohibited from receiving an award due to a violation of Section 508 of the Clean Water Act or Section 306 of the Clean Air Act.

2. That the contractor agrees to include or cause to be included the requirements of paragraph (1) of this Section X in every subcontract, and further agrees to take such action as the contracting agency may direct as a means of enforcing such requirements.

X. CERTIFICATION REGARDING DEBARMENT, SUSPENSION, INELIGIBILITY AND VOLUNTARY EXCLUSION

This provision is applicable to all Federal-aid construction contracts, design-build contracts, subcontracts, lower-tier subcontracts, purchase orders, lease agreements, consultant contracts or any other covered transaction requiring FHWA approval or that is estimated to cost \$25,000 or more – as defined in 2 CFR Parts 180 and 1200.

1. Instructions for Certification – First Tier Participants:

a. By signing and submitting this proposal, the prospective first tier participant is providing the certification set out below.

b. The inability of a person to provide the certification set out below will not necessarily result in denial of participation in this

covered transaction. The prospective first tier participant shall submit an explanation of why it cannot provide the certification set out below. The certification or explanation will be considered in connection with the department or agency's determination whether to enter into this transaction. However, failure of the prospective first tier participant to furnish a certification or an explanation shall disqualify such a person from participation in this transaction.

c. The certification in this clause is a material representation of fact upon which reliance was placed when the contracting agency determined to enter into this transaction. If it is later determined that the prospective participant knowingly rendered an erroneous certification, in addition to other remedies available to the Federal Government, the contracting agency may terminate this transaction for cause of default.

d. The prospective first tier participant shall provide immediate written notice to the contracting agency to whom this proposal is submitted if any time the prospective first tier participant learns that its certification was erroneous when submitted or has become erroneous by reason of changed circumstances.

e. The terms "covered transaction," "debarred," "suspended," "ineligible," "participant," "person," "principal," and "voluntarily excluded," as used in this clause, are defined in 2 CFR Parts 180 and 1200. "First Tier Covered Transactions" refers to any covered transaction between a grantee or subgrantee of Federal funds and a participant (such as the prime or general contract). "Lower Tier Covered Transactions" refers to any covered transaction under a First Tier Covered Transaction (such as subcontracts). "First Tier Participant" refers to the participant who has entered into a covered transaction with a grantee or subgrantee of Federal funds (such as the prime or general contractor). "Lower Tier Participant" refers any participant who has entered into a covered transaction with a First Tier Participant or other Lower Tier Participants (such as subcontractors and suppliers).

f. The prospective first tier participant agrees by submitting this proposal that, should the proposed covered transaction be entered into, it shall not knowingly enter into any lower tier covered transaction with a person who is debarred, suspended, declared ineligible, or voluntarily excluded from participation in this covered transaction, unless authorized by the department or agency entering into this transaction.

g. The prospective first tier participant further agrees by submitting this proposal that it will include the clause titled "Certification Regarding Debarment, Suspension, Ineligibility and Voluntary Exclusion-Lower Tier Covered Transactions," provided by the department or contracting agency, entering into this covered transaction, without modification, in all lower tier covered transactions and in all solicitations for lower tier covered transactions exceeding the \$25,000 threshold.

h. A participant in a covered transaction may rely upon a certification of a prospective participant in a lower tier covered transaction that is not debarred, suspended, ineligible, or voluntarily excluded from the covered transaction, unless it knows that the certification is erroneous. A participant is responsible for ensuring that its principals are not suspended, debarred, or otherwise ineligible to participate in covered transactions. To verify the eligibility of its principals, as well as the eligibility of any lower tier prospective participants, each participant may, but is not required to, check the Excluded Parties List System website (<https://www.epls.gov/>), which is compiled by the General Services Administration.

i. Nothing contained in the foregoing shall be construed to require the establishment of a system of records in order to render in good faith the certification required by this clause. The knowledge and information of the prospective participant is not required to exceed that which is normally possessed by a prudent person in the ordinary course of business dealings.

j. Except for transactions authorized under paragraph (f) of these instructions, if a participant in a covered transaction knowingly enters into a lower tier covered transaction with a person who is suspended, debarred, ineligible, or voluntarily excluded from participation in this transaction, in addition to other remedies available to the Federal Government, the department or agency may terminate this transaction for cause or default.

* * * * *

2. Certification Regarding Debarment, Suspension, Ineligibility and Voluntary Exclusion – First Tier Participants:

a. The prospective first tier participant certifies to the best of its knowledge and belief, that it and its principals:

(1) Are not presently debarred, suspended, proposed for debarment, declared ineligible, or voluntarily excluded from participating in covered transactions by any Federal department or agency;

(2) Have not within a three-year period preceding this proposal been convicted of or had a civil judgment rendered against them for commission of fraud or a criminal offense in connection with obtaining, attempting to obtain, or performing a public (Federal, State or local) transaction or contract under a public transaction; violation of Federal or State antitrust statutes or commission of embezzlement, theft, forgery, bribery, falsification or destruction of records, making false statements, or receiving stolen property;

(3) Are not presently indicted for or otherwise criminally or civilly charged by a governmental entity (Federal, State or local) with commission of any of the offenses enumerated in paragraph (a)(2) of this certification; and

(4) Have not within a three-year period preceding this application/proposal had one or more public transactions (Federal, State or local) terminated for cause or default.

b. Where the prospective participant is unable to certify to any of the statements in this certification, such prospective participant shall attach an explanation to this proposal.

2. Instructions for Certification - Lower Tier Participants:

(Applicable to all subcontracts, purchase orders and other lower tier transactions requiring prior FHWA approval or estimated to cost \$25,000 or more - 2 CFR Parts 180 and 1200)

a. By signing and submitting this proposal, the prospective lower tier is providing the certification set out below.

b. The certification in this clause is a material representation of fact upon which reliance was placed when this transaction was entered into. If it is later determined that the prospective lower tier participant knowingly rendered an erroneous certification, in addition to other remedies available to the Federal Government, the department, or agency with which

this transaction originated may pursue available remedies, including suspension and/or debarment.

c. The prospective lower tier participant shall provide immediate written notice to the person to which this proposal is submitted if at any time the prospective lower tier participant learns that its certification was erroneous by reason of changed circumstances.

d. The terms "covered transaction," "debarred," "suspended," "ineligible," "participant," "person," "principal," and "voluntarily excluded," as used in this clause, are defined in 2 CFR Parts 180 and 1200. You may contact the person to which this proposal is submitted for assistance in obtaining a copy of those regulations. "First Tier Covered Transactions" refers to any covered transaction between a grantee or subgrantee of Federal funds and a participant (such as the prime or general contract). "Lower Tier Covered Transactions" refers to any covered transaction under a First Tier Covered Transaction (such as subcontracts). "First Tier Participant" refers to the participant who has entered into a covered transaction with a grantee or subgrantee of Federal funds (such as the prime or general contractor). "Lower Tier Participant" refers any participant who has entered into a covered transaction with a First Tier Participant or other Lower Tier Participants (such as subcontractors and suppliers).

e. The prospective lower tier participant agrees by submitting this proposal that, should the proposed covered transaction be entered into, it shall not knowingly enter into any lower tier covered transaction with a person who is debarred, suspended, declared ineligible, or voluntarily excluded from participation in this covered transaction, unless authorized by the department or agency with which this transaction originated.

f. The prospective lower tier participant further agrees by submitting this proposal that it will include this clause titled "Certification Regarding Debarment, Suspension, Ineligibility and Voluntary Exclusion-Lower Tier Covered Transaction," without modification, in all lower tier covered transactions and in all solicitations for lower tier covered transactions exceeding the \$25,000 threshold.

g. A participant in a covered transaction may rely upon a certification of a prospective participant in a lower tier covered transaction that is not debarred, suspended, ineligible, or voluntarily excluded from the covered transaction, unless it knows that the certification is erroneous. A participant is responsible for ensuring that its principals are not suspended, debarred, or otherwise ineligible to participate in covered transactions. To verify the eligibility of its principals, as well as the eligibility of any lower tier prospective participants, each participant may, but is not required to, check the Excluded Parties List System website (<https://www.epls.gov/>), which is compiled by the General Services Administration.

h. Nothing contained in the foregoing shall be construed to require establishment of a system of records in order to render in good faith the certification required by this clause. The knowledge and information of participant is not required to exceed that which is normally possessed by a prudent person in the ordinary course of business dealings.

i. Except for transactions authorized under paragraph e of these instructions, if a participant in a covered transaction knowingly enters into a lower tier covered transaction with a person who is suspended, debarred, ineligible, or voluntarily excluded from participation in this transaction, in addition to other remedies available to the Federal Government, the

department or agency with which this transaction originated may pursue available remedies, including suspension and/or debarment.

* * * * *

Certification Regarding Debarment, Suspension, Ineligibility and Voluntary Exclusion--Lower Tier Participants:

1. The prospective lower tier participant certifies, by submission of this proposal, that neither it nor its principals is presently debarred, suspended, proposed for debarment, declared ineligible, or voluntarily excluded from participating in covered transactions by any Federal department or agency.

2. Where the prospective lower tier participant is unable to certify to any of the statements in this certification, such prospective participant shall attach an explanation to this proposal.

* * * * *

XI. CERTIFICATION REGARDING USE OF CONTRACT FUNDS FOR LOBBYING

This provision is applicable to all Federal-aid construction contracts and to all related subcontracts which exceed \$100,000 (49 CFR 20).

1. The prospective participant certifies, by signing and submitting this bid or proposal, to the best of his or her knowledge and belief, that:

a. No Federal appropriated funds have been paid or will be paid, by or on behalf of the undersigned, to any person for influencing or attempting to influence an officer or employee of any Federal agency, a Member of Congress, an officer or employee of Congress, or an employee of a Member of Congress in connection with the awarding of any Federal contract, the making of any Federal grant, the making of any Federal loan, the entering into of any cooperative agreement, and the extension, continuation, renewal, amendment, or modification of any Federal contract, grant, loan, or cooperative agreement.

b. If any funds other than Federal appropriated funds have been paid or will be paid to any person for influencing or attempting to influence an officer or employee of any Federal agency, a Member of Congress, an officer or employee of Congress, or an employee of a Member of Congress in connection with this Federal contract, grant, loan, or cooperative agreement, the undersigned shall complete and submit Standard Form-LLL, "Disclosure Form to Report Lobbying," in accordance with its instructions.

2. This certification is a material representation of fact upon which reliance was placed when this transaction was made or entered into. Submission of this certification is a prerequisite for making or entering into this transaction imposed by 31 U.S.C. 1352. Any person who fails to file the required certification shall be subject to a civil penalty of not less than \$10,000 and not more than \$100,000 for each such failure.

3. The prospective participant also agrees by submitting its bid or proposal that the participant shall require that the language of this certification be included in all lower tier subcontracts, which exceed \$100,000 and that all such recipients shall certify and disclose accordingly.

**ATTACHMENT A - EMPLOYMENT AND MATERIALS
PREFERENCE FOR APPALACHIAN DEVELOPMENT
HIGHWAY SYSTEM OR APPALACHIAN LOCAL ACCESS
ROAD CONTRACTS**

This provision is applicable to all Federal-aid projects funded under the Appalachian Regional Development Act of 1965.

1. During the performance of this contract, the contractor undertaking to do work which is, or reasonably may be, done as on-site work, shall give preference to qualified persons who regularly reside in the labor area as designated by the DOL wherein the contract work is situated, or the subregion, or the Appalachian counties of the State wherein the contract work is situated, except:

a. To the extent that qualified persons regularly residing in the area are not available.

b. For the reasonable needs of the contractor to employ supervisory or specially experienced personnel necessary to assure an efficient execution of the contract work.

c. For the obligation of the contractor to offer employment to present or former employees as the result of a lawful collective bargaining contract, provided that the number of nonresident persons employed under this subparagraph (1c) shall not exceed 20 percent of the total number of employees employed by the contractor on the contract work, except as provided in subparagraph (4) below.

2. The contractor shall place a job order with the State Employment Service indicating (a) the classifications of the laborers, mechanics and other employees required to perform the contract work, (b) the number of employees required in each classification, (c) the date on which the participant estimates such employees will be required, and (d) any other pertinent information required by the State Employment Service to complete the job order form. The job order may be placed with the State Employment Service in writing or by telephone. If during the course of the contract work, the information submitted by the contractor in the original job order is substantially modified, the participant shall promptly notify the State Employment Service.

3. The contractor shall give full consideration to all qualified job applicants referred to him by the State Employment Service. The contractor is not required to grant employment to any job applicants who, in his opinion, are not qualified to perform the classification of work required.

4. If, within one week following the placing of a job order by the contractor with the State Employment Service, the State Employment Service is unable to refer any qualified job applicants to the contractor, or less than the number requested, the State Employment Service will forward a certificate to the contractor indicating the unavailability of applicants. Such certificate shall be made a part of the contractor's permanent project records. Upon receipt of this certificate, the contractor may employ persons who do not normally reside in the labor area to fill positions covered by the certificate, notwithstanding the provisions of subparagraph (1c) above.

5. The provisions of 23 CFR 633.207(e) allow the contracting agency to provide a contractual preference for the use of mineral resource materials native to the Appalachian region.

6. The contractor shall include the provisions of Sections 1 through 4 of this Attachment A in every subcontract for work which is, or reasonably may be, done as on-site work.

Non-discrimination Provisions

During the performance of this contract, the contractor, for itself, its assignees, and successors in interest (hereinafter referred to as the "contractor") agrees as follows:

1. Compliance with Regulations: The contractor (hereinafter includes consultants) will comply with the Acts and the Regulations relative to Non-discrimination in Federally-assisted programs of the U.S. Department of Transportation, Federal Highway Administration, as they may be amended from time to time, which are herein incorporated by reference and made a part of this contract.

2. Non-discrimination: The contractor, with regard to the work performed by it during the contract, will not discriminate on the grounds of race, color, or national origin in the selection and retention of subcontractors, including procurements of materials and leases of equipment. The contractor will not participate directly or indirectly in the discrimination prohibited by the Acts and the Regulations, including employment practices when the contract covers any activity, project, or program set forth in Appendix B of 49 CFR Part 21.

3. Solicitations for Subcontracts, Including Procurements of Materials and Equipment: In all solicitations, either by competitive bidding, or negotiation made by the contractor for work to be performed under a subcontract, including procurements of materials, or leases of equipment, each potential subcontractor or supplier will be notified by the contractor of the contractor's obligations under this contract and the Acts and the Regulations relative to Non-discrimination on the grounds of race, color, or national origin.

4. Information and Reports: The contractor will provide all information and reports required by the Acts, the Regulations, and directives issued pursuant thereto and will permit access to its books, records, accounts, other sources of information, and its facilities as may be determined by the Recipient or the Federal Highway Administration to be pertinent to ascertain compliance with such Acts, Regulations, and instructions. Where any information required of a contractor is in the exclusive possession of another who fails or refuses to furnish the information, the contractor will so certify to the Recipient or the Federal Highway Administration, as appropriate, and will set forth what efforts it has made to obtain the information.

5. Sanctions for Noncompliance: In the event of a contractor's noncompliance with the Non-discrimination provisions of this contract, the Recipient will impose such contract sanctions as it or the Federal Highway Administration may determine to be appropriate, including, but not limited to:

- a. Withholding payments to the contractor under the contract until the contractor complies; and/or
- b. Cancelling, terminating, or suspending a contract, in whole or in part.

6. Incorporation of Provisions: The contractor will include the provisions of paragraphs one through six in every subcontract, including procurements of materials and leases of equipment, unless exempt by the Acts, the Regulations and directives issued pursuant thereto. The contractor will take action with respect to any subcontract or procurement as the Recipient or the Federal Highway Administration may direct as a means of enforcing such provisions including sanctions for noncompliance. Provided, that if the contractor becomes involved in, or is threatened with litigation by a subcontractor, or supplier because of such direction, the contractor may request the Recipient to enter into any litigation to protect the interests of the Recipient. In addition, the contractor may request the United States to enter into the litigation to protect the interests of the United States.

During the performance of this contract, the contractor, for itself, its assignees, and successors in interest (hereinafter referred to as the "contractor") agrees to comply with the following non-discrimination statutes and authorities; including but not limited to:

Pertinent Non-Discrimination Authorities:

- Title VI of the Civil Rights Act of 1964 (42 U.S.C. § 2000d et seq., 78 stat. 252), (prohibits discrimination on the basis of race, color, national origin); and 49 CFR Part 21.
- The Uniform Relocation Assistance and Real Property Acquisition Policies Act of 1970, (42 U.S.C. § 4601), (prohibits unfair treatment of persons displaced or whose property has been acquired because of Federal or Federal-aid programs and projects);
- Federal-Aid Highway Act of 1973, (23 U.S.C. § 324 et seq.), (prohibits discrimination on the basis of sex);
- Section 504 of the Rehabilitation Act of 1973, (29 U.S.C. § 794 et seq.), as amended, (prohibits discrimination on the basis of disability); and 49 CFR Part 27;
- The Age Discrimination Act of 1975, as amended, (42 U.S.C. § 6101 et seq.), (prohibits discrimination on the basis of age);
- Airport and Airway Improvement Act of 1982, (49 USC § 471, Section 47123), as amended, (prohibits discrimination based on race, creed, color, national origin, or sex);
- The Civil Rights Restoration Act of 1987, (PL 100-209), (Broadened the scope, coverage and applicability of Title VI of the Civil Rights Act of 1964, The Age Discrimination Act of 1975 and Section 504 of the Rehabilitation Act of 1973, by expanding the definition of the terms "programs or activities" to include all of the programs or activities of the Federal-aid recipients, sub-recipients and contractors, whether such programs or activities are Federally funded or not);
- Titles II and III of the Americans with Disabilities Act, which prohibit discrimination on the basis of disability in the operation of public entities, public and private transportation systems, places of public accommodation, and certain testing entities (42 U.S.C. §§ 12131-12189) as implemented by Department of Transportation regulations at 49 C.F.R. parts 37 and 38;
- The Federal Aviation Administration's Non-discrimination statute (49 U.S.C. § 47123) (prohibits discrimination on the basis of race, color, national origin, and sex);

- Executive Order 12898, Federal Actions to Address Environmental Justice in Minority Populations and Low-Income Populations, which ensures Non-discrimination against minority populations by discouraging programs, policies, and activities with disproportionately high and adverse human health or environmental effects on minority and low-income populations;
- Executive Order 13166, Improving Access to Services for Persons with Limited English Proficiency, and resulting agency guidance, national origin discrimination includes discrimination because of Limited English proficiency (LEP). To ensure compliance with Title VI, you must take reasonable steps to ensure that LEP persons have meaningful access to your programs (70 Fed. Reg. at 74087 to 74100);
- Title IX of the Education Amendments of 1972, as amended, which prohibits you from discriminating because of sex in education programs or activities (20 U.S.C. 1681 et seq).

SEPTEMBER 2002

**NOTICE OF REQUIREMENT FOR AFFIRMATIVE ACTION TO ENSURE
EQUAL EMPLOYMENT OPPORTUNITY (EXECUTIVE ORDER 11246)**

1. The Offeror's or Bidder's attention is called to the "Employment Practices" and "Equal Opportunity Clause" set forth in the Required Contract Provisions, FHWA 1273.
2. The goals and timetables for minority and female participation expressed in percentage terms for the contractor's aggregate work force in each trade, on all construction work in the covered area, are as follows:

Goals for Minority Participation for Each Trade:

<u>County</u>	<u>%</u>	<u>County</u>	<u>%</u>	<u>County</u>	<u>%</u>
Adams	1.7	Iowa	1.7	Polk	2.2
Ashland	1.2	Iron	1.2	Portage	0.6
Barron	0.6	Jackson	0.6	Price	0.6
Bayfield	1.2	Jefferson	7.0	Racine	8.4
Brown	1.3	Juneau	0.6	Richland	1.7
Buffalo	0.6	Kenosha	3.0	Rock	3.1
Burnett	2.2	Kewaunee	1.0	Rusk	0.6
Calumet	0.9	La Crosse	0.9	St. Croix	2.9
Chippewa	0.5	Lafayette	0.5	Sauk	1.7
Clark	0.6	Langlade	0.6	Sawyer	0.6
Columbia	1.7	Lincoln	0.6	Shawano	1.0
Crawford	0.5	Manitowoc	1.0	Sheboygan	7.0
Dane	2.2	Marathon	0.6	Taylor	0.6
Dodge	7.0	Marinette	1.0	Trempealeau	0.6
Door	1.0	Marquette	1.7	Vernon	0.6
Douglas	1.0	Menominee	1.0	Vilas	0.6
Dunn	0.6	Milwaukee	8.0	Walworth	7.0
Eau Claire	0.5	Monroe	0.6	Washburn	0.6
Florence	1.0	Oconto	1.0	Washington	8.0
Fond du Lac	1.0	Oneida	0.6	Waukesha	8.0
Forest	1.0	Outagamie	0.9	Waupaca	1.0
Grant	0.5	Ozaukee	8.0	Waushara	1.0
Green	1.7	Pepin	0.6	Winnebago	0.9
Green Lake	1.0	Pierce	2.2	Wood	0.6

Goals for female participation for each trade: 6.9%

These goals are applicable to all the contractor's construction work, (whether or not it is federal or federally assisted), performed in the covered area. If the contractor performs construction work in the geographical area located outside of the covered area, it shall apply the goals established for such geographical area where the work is actually performed. With regard to this second area, the contractor also is subject to the goals for both its federally involved and nonfederally involved construction.

The contractor's compliance with the Executive Order and the Regulations in 41 CFR Part 60-4 shall be based on its implementation of the Equal Opportunity Clause, specific affirmative action obligations required by the specifications set forth in 41 CFR 60-4.3(a), and its efforts to meet the goals. The hours of minority and female employment and training must be substantially uniform throughout the length of the contract, and in each trade, and the contractor shall make a good faith effort to employ minorities and women evenly on each of its projects. The transfer of minority or female employees or trainees from contractor to contractor or from project to project for the sole purpose of meeting the contractor's goals shall be a violation of the contract, the Executive Order and the Regulations in 41 CFR Part 60-4. Compliance with the goals will be measured against the total work hours performed.

3. The contractor shall provide written notification to the Director of the Office of Federal Contract Compliance Programs within ten (10) working days of award of any construction subcontract in excess of \$10,000.00 at any tier for construction work under the contract resulting from this solicitation. The notification shall list the name, address and telephone number of the subcontractor, employer identification number of the subcontractor; estimated dollar amount of the subcontract; estimated starting and completion dates of the subcontract; and the geographical area in which the subcontract is to be performed.

As referred to in this section, the Director means:

Director
Office of Federal Contract Compliance Programs
Ruess Federal Plaza
310 W. Wisconsin Ave., Suite 1115
Milwaukee, WI 53202

The "Employer Identification Number" means the Federal Social Security number used on the Employer's Quarterly Federal Tax Return, U.S. Treasury Department Form 941.

4. As used in this notice, and in the contract resulting from solicitation, the "covered area" is the county(ies) in Wisconsin to which this proposal applies.

APRIL 2013

ADDITIONAL FEDERAL-AID PROVISIONS

NOTICE TO ALL BIDDERS

To report bid rigging activities call:

1-800-424-9071

The U.S. Department of Transportation (DOT) operates the above toll-free "hotline" Monday through Friday, 8:00 a.m. to 5:00 p.m., Eastern Time. Anyone with knowledge of possible bid rigging, bidding collusion, or other fraudulent activities should use the "hotline" to report such activities.

The "hotline" is part of the DOT's continuing effort to identify and investigate highway construction contract fraud and abuse and is operated under the direction of the DOT Inspector General. All information will be treated confidentially and caller anonymity will be respected.

Effective November 2020 letting

BUY AMERICA PROVISION

All steel and iron materials permanently incorporated in this project shall be domestic products and all manufacturing and coating processes for these materials from smelting forward in the manufacturing process must have occurred within the United States. Coating includes epoxy coating, galvanizing, painting and any other coating that protects or enhances the value of a material subject to the requirements of Buy America. The exemption of this requirement is the minimal use of foreign materials if the total cost of such material permanently incorporated in the product does not exceed one-tenth of one percent (1/10 of 1%) of the total contract cost or \$2,500.00, whichever is greater. For purposes of this paragraph, the cost is that shown to be the value of the subject products as they are delivered to the project. The contractor shall take actions and provide documentation conforming to CMM 2-28.5 to ensure compliance with this "Buy America" provision.

<https://wisconsindot.gov/rdwy/cmm/cm-02-28.pdf>

Upon completion of the project certify to the engineer, in writing using department form DT4567, that all steel, iron, and coating processes for steel or iron incorporated into the contract work conform to these "Buy America" provisions. Attach a list of exemptions and their associated costs to the certification form. Department form DT4567 is available at:

<https://wisconsindot.gov/Documents/formdocs/dt4567.docx>

Cargo Preference Act Requirement

All Federal-aid projects shall comply with 46 CFR 381.7 (a) – (b) as follows:

(a) *Agreement Clauses*. "Use of United States-flag vessels:"

(1) Pursuant to Pub. L. 664 (43 U.S.C. 1241(b)) at least 50 percent of any equipment, materials or commodities procured, contracted for or otherwise obtained with funds granted, guaranteed, loaned, or advanced by the U.S. Government under this agreement, and which may be transported by ocean vessel, shall be transported on privately owned United States-flag commercial vessels, if available.

(2) Within 20 days following the date of loading for shipments originating within the United States or within 30 working days following the date of loading for shipments originating outside the United States, a legible copy of a rated, 'on-board' commercial ocean bill-of-lading in English for each shipment of cargo described in paragraph (a)(1) of this section shall be furnished to both the Contracting Officer (through the prime contractor in the case of subcontractor bills-of-lading) and to the Division of National Cargo, Office of Market Development, Maritime Administration, Washington, DC 20590."

(b) *Contractor and Subcontractor Clauses*. "Use of United States-flag vessels: The contractor agrees—"

(1) To utilize privately owned United States-flag commercial vessels to ship at least 50 percent of the gross tonnage (computed separately for dry bulk carriers, dry cargo liners, and tankers) involved, whenever shipping any equipment, material, or commodities pursuant to this contract, to the extent such vessels are available at fair and reasonable rates for United States-flag commercial vessels.

(2) To furnish within 20 days following the date of loading for shipments originating within the United States or within 30 working days following the date of loading for shipments originating outside the United States, a legible copy of a rated, 'on-board' commercial ocean bill-of-lading in English for each shipment of cargo described in paragraph (b) (1) of this section to both the Contracting Officer (through the prime contractor in the case of subcontractor bills-of-lading) and to the Division of National Cargo, Office of Market Development, Maritime Administration, Washington, DC 20590.

(3) To insert the substance of the provisions of this clause in all subcontracts issued pursuant to this contract.

**WISCONSIN DEPARTMENT OF TRANSPORTATION
DIVISION OF TRANSPORTATION AND SYSTEM DEVELOPMENT**

**SUPPLEMENTAL REQUIRED CONTRACT PROVISIONS
FOR PROJECTS WITH FEDERAL AID**

I. PREVAILING WAGE RATES

The attached U.S. Department of Labor (Davis-Bacon Minimum Wage Rates) furnishes the minimum prevailing wage rates pursuant to the Davis-Bacon and Related Acts. The wage rates shown are the minimum rates required by the contract to be paid during its life, however this is not a representation that labor can be obtained at these rates. It is the responsibility of bidders to inform themselves as to the local labor conditions and prospective changes or adjustments of wage rates. No increase in the contract price will be allowed or authorized on account of the payment of wage rates in excess of those listed herein.

II. COVERAGE OF TRUCK DRIVERS

Truck drivers are covered by Davis-Bacon Minimum Wage Rates in the following circumstances:

- Drivers of a contractor or subcontractor for time spent working on the site of the work.
- Drivers of a contractor or subcontractor for time spent loading and/or unloading materials and supplies on the site of the work, if such time is not de minimis. https://www.dol.gov/whd/FOH/FOH_Ch15.pdf
- Truck drivers transporting materials or supplies between a facility that is deemed part of the site of the work and the actual construction site.
- Truck drivers transporting portions of the building or work between a site established specifically for the performance of the contract where a significant portion of such building or work is constructed and the physical place where the building or work called for in the contract will remain.

Truck drivers are not covered by Davis-Bacon Minimum Wage Rates in the following circumstances:

- Material delivery truck drivers while off the site of the work.
- Drivers of a contractor or subcontractor traveling between a Davis-Bacon job and a commercial supply facility while they are off the site of the work.”
- Truck drivers whose time spent on the site of the work is de minimis, such as only a few minutes at a time merely to pick up or drop off materials or supplies.

Details are available online at:

<https://www.dol.gov/whd/recovery/pwrb/Tab9.pdf>

<https://wisconsin.gov/Pages/doing-bus/civil-rights/labornwage/trckng.aspx>

III. POSTINGS AT THE SITE OF THE WORK

In addition to the required postings furnished by the department, the contractor shall post the following in at least one conspicuous and accessible place at the site of work:

- a. A copy of the contractor's Equal Employment Opportunity Policy.

All required documents shall be posted by the first day of work and be accurate and complete. Postings must be readable, in an area where they will be noticed, and maintained until the last day of work.

IV. RESOURCES

Required information regarding compliance with federal provisions is found in the following resources:

- FHWA-1273 included in this contract
- U.S. Department of Labor Prevailing Wage Resource Book
- U.S. Department of Labor Field Operations Handbook
- U.S. Code of Federal Regulations
- Any applicable law, Act, or Executive Order enacted by the federal government at the time of the letting of this contract

Superseded General Decision Number: WI20210010

State: Wisconsin

Construction Type: Highway

Counties: Wisconsin Statewide.

HIGHWAY, AIRPORT RUNWAY & TAXIWAY CONSTRUCTION PROJECTS (does not include bridges over navigable waters; tunnels; buildings in highway rest areas; and railroad construction)

Note: Contracts subject to the Davis-Bacon Act are generally required to pay at least the applicable minimum wage rate required under Executive Order 14026 or Executive Order 13658. Please note that these Executive Orders apply to covered contracts entered into by the federal government that are subject to the Davis-Bacon Act itself, but do not apply to contracts subject only to the Davis-Bacon Related Acts, including those set forth at 29 CFR 5.1(a)(2)-(60).

If the contract is entered into on or after January 30, 2022, or the contract is renewed or extended (e.g., an option is exercised) on or after January 30, 2022:	. Executive Order 14026 generally applies to the contract. . The contractor must pay all covered workers at least \$15.00 per hour (or the applicable wage rate listed on this wage determination, if it is higher) for all hours spent performing on the contract in 2022.
If the contract was awarded on or between January 1, 2015 and January 29, 2022, and the contract is not renewed or extended on or after January 30, 2022:	. Executive Order 13658 generally applies to the contract. . The contractor must pay all covered workers at least \$11.25 per hour (or the applicable wage rate listed on this wage determination, if it is higher) for all hours spent performing on that contract in 2022.

The applicable Executive Order minimum wage rate will be adjusted annually. If this contract is covered by one of the Executive Orders and a classification considered necessary for performance of work on the contract does not appear on this wage determination, the contractor must still submit a conformance request.

Additional information on contractor requirements and worker protections under the Executive Orders is available at <https://www.dol.gov/agencies/whd/government-contracts>.

1 01/21/2022
 2 02/04/2022
 3 02/25/2022

BRWI0001-002 06/01/2020

CRAWFORD, JACKSON, JUNEAU, LA CROSSE, MONROE, TREMPLEAU, AND VERNON COUNTIES

	Rates	Fringes
BRICKLAYER.....	\$ 35.31	24.7 7

BRWI0002-002 06/01/2020

ASHLAND, BAYFIELD, DOUGLAS, AND IRON COUNTIES

	Rates	Fringes
BRICKLAYER.....	\$ 42.77	23.47

BRWI0002-005 06/01/2020

ADAMS, ASHLAND, BARRON, BROWN, BURNETT, CALUMET, CHIPPEWA, CLARK, COLUMBIA, DODGE, DOOR, DUNN, FLORENCE, FOND DU LAC, FOREST, GREEN LAKE, IRON, JEFFERSON, KEWAUNEE, LANGLADE, LINCOLN, MANITOWOC, MARATHON, MARINETTE, MARQUETTE, MENOMINEE, OCONTO, ONEIDA, OUTAGAMIE, POLK, PORTAGE, RUSK, ST CROIX, SAUK, SHAWANO, SHEBOYGAN, TAYLOR, VILAS, WALWORTH, WAUPACA, WAUSHARA, WINNEBAGO, AND WOOD COUNTIES

	Rates	Fringes
CEMENT MASON/CONCRETE FINISHER...	\$ 36.68	23.40

BRWI0003-002 06/01/2020

BROWN, DOOR, FLORENCE, KEWAUNEE, MARINETTE, AND OCONTO COUNTIES

	Rates	Fringes
BRICKLAYER.....	\$ 35.68	24.40

BRWI0004-002 06/01/2020

KENOSHA, RACINE, AND WALWORTH COUNTIES

	Rates	Fringes
BRICKLAYER.....	\$ 39.90	25.53

BRWI0006-002 06/01/2020

ADAMS, CLARK, FOREST, LANGLADE, LINCOLN, MARATHON, MENOMINEE, ONEIDA, PORTAGE, PRICE, TAYLOR, VILAS AND WOOD COUNTIES

	Rates	Fringes
BRICKLAYER.....	\$ 36.60	23.48

BRWI0007-002 06/01/2020

GREEN, LAFAYETTE, AND ROCK COUNTIES

	Rates	Fringes
BRICKLAYER.....	\$ 37.07	24.72

BRWI0008-002 06/01/2020		

MILWAUKEE, OZAUKEE, WASHINGTON, AND WAUKESHA COUNTIES

	Rates	Fringes
BRICKLAYER.....	\$ 40.75	24.32

BRWI0011-002 06/01/2020		

CALUMET, FOND DU LAC, MANITOWOC, AND SHEBOYGAN COUNTIES

	Rates	Fringes
BRICKLAYER.....	\$ 35.68	24.40

BRWI0019-002 06/01/2020		

BARRON, BUFFALO, BURNETT, CHIPPEWA, DUNN, EAU CLAIRE, PEPIN, PIERCE, POLK, RUSK, ST. CROIX, SAWYER AND WASHBURN COUNTIES

	Rates	Fringes
BRICKLAYER.....	\$ 34.86	25.22

BRWI0034-002 06/01/2020		

COLUMBIA AND SAUK COUNTIES

	Rates	Fringes
BRICKLAYER.....	\$ 37.36	24.43

CARP0087-001 05/01/2016		

BURNETT (W. of Hwy 48), PIERCE (W. of Hwy 29), POLK (W. of Hwys 35, 48 & 65), AND ST. CROIX (W. of Hwy 65) COUNTIES

	Rates	Fringes
Carpenter & Piledrivermen.....	\$ 36.85	18.39

CARP0252-002 06/01/2016		

ADAMS, BARRON, BAYFIELD (Eastern 2/3), BROWN, BUFFALO, BURNETT (E. of Hwy 48), CALUMET, CHIPPEWA, CLARK, COLUMBIA, CRAWFORD, DANE, DODGE, DOOR, DUNN, EAU CLAIRE, FLORENCE (except area bordering Michigan State Line), FOND DU LAC, FOREST, GRANT, GREEN, GREEN LAKE, IOWA, IRON, JACKSON, JEFFERSON, JUNEAU, KEWAUNEE, LA CROSSE, LAFAYETTE, LANGLADE, LINCOLN, MANITOWOC, MARATHON, MARINETTE (except N.E. corner), MARQUETTE, MENOMINEE, MONROE, OCONTO, ONEIDA, OUTAGAMIE, PEPIN, PIERCE (E. of Hwys 29 & 65), POLK (E. of Hwys 35, 48 & 65), PORTAGE, PRICE, RICHLAND, ROCK, RUSK, SAUK, SAWYER, SHAWANO, SHEBOYGAN, ST CROIX (E. of Hwy 65), TAYLOR, TREMPLEAU, VERNON, VILAS, WALWORTH, WASHBURN, WAUPACA, WAUSHARA, WINNEBAGO, AND WOOD COUNTIES

	Rates	Fringes
CARPENTER		
CARPENTER.....	\$ 33.56	18.00
MILLWRIGHT.....	\$ 35.08	18.35
PILEDRIVER.....	\$ 34.12	18.00

 CARP0252-010 06/01/2016

ASHLAND COUNTY

	Rates	Fringes
Carpenters		
Carpenter.....	\$ 33.56	18.00
Millwright.....	\$ 35.08	18.35
Pile Driver.....	\$ 34.12	18.00

 CARP0264-003 06/01/2016

KENOSHA, MILWAUKEE, OZAUKEE, RACINE, WAUKESHA, AND WASHINGTON COUNTIES

	Rates	Fringes
CARPENTER.....	\$ 35.78	22.11

 CARP0361-004 05/01/2018

BAYFIELD (West of Hwy 63) AND DOUGLAS COUNTIES

	Rates	Fringes
CARPENTER.....	\$ 36.15	20.43

 CARP2337-001 06/01/2016

ZONE A: MILWAUKEE, OZAUKEE, WAUKESHA AND WASHINGTON

ZONE B: KENOSHA & RACINE

	Rates	Fringes
PILEDRIVERMAN		
Zone A.....	\$ 31.03	22.69
Zone B.....	\$ 31.03	22.69

 ELEC0014-002 12/26/2021

ASHLAND, BARRON, BAYFIELD, BUFFALO, BURNETT, CHIPPEWA, CLARK (except Maryville, Colby, Unity, Sherman, Fremont, Lynn & Sherwood), CRAWFORD, DUNN, EAU CLAIRE, GRANT, IRON, JACKSON, LA CROSSE, MONROE, PEPIN, PIERCE, POLK, PRICE, RICHLAND, RUSK, ST CROIX, SAWYER, TAYLOR, TREMPLEAU, VERNON, AND WASHBURN COUNTIES

	Rates	Fringes
Electricians:.....	\$ 37.83	21.89

ELEC0014-007 05/30/2021

REMAINING COUNTIES

	Rates	Fringes
Teledata System Installer Installer/Technician.....	\$ 28.50	15.92

Low voltage construction, installation, maintenance and removal of teledata facilities (voice, data, and video) including outside plant, telephone and data inside wire, interconnect, terminal equipment, central offices, PABX, fiber optic cable and equipment, micro waves, V-SAT, bypass, CATV, WAN (wide area networks), LAN (local area networks), and ISDN (integrated systems digital network).

ELEC0127-002 06/01/2020

KENOSHA COUNTY

	Rates	Fringes
Electricians:.....	\$ 41.62	30%+12.70

ELEC0158-002 05/30/2021

BROWN, DOOR, KEWAUNEE, MANITOWOC (except Schleswig), MARINETTE (Wausaukee and area South thereof), OCONTO, MENOMINEE (East of a line 6 miles West of the West boundary of Oconto County), SHAWANO (Except Area North of Townships of Aniwa and Hutchins) COUNTIES

	Rates	Fringes
ELECTRICIAN.....	\$ 36.14	29.75%+10.26

ELEC0159-003 05/30/2021

COLUMBIA, DANE, DODGE (Area West of Hwy 26, except Chester and Emmet Townships), GREEN, LAKE (except Townships of Berlin, Seneca, and St. Marie), IOWA, MARQUETTE (except Townships of Neshkoka, Crystal Lake, Newton, and Springfield), and SAUK COUNTIES

	Rates	Fringes
ELECTRICIAN.....	\$ 43.38	23.13

ELEC0219-004 06/01/2019

FLORENCE COUNTY (Townships of Aurora, Commonwealth, Fern, Florence and Homestead) AND MARINETTE COUNTY (Township of Niagara)

	Rates	Fringes
Electricians: Electrical contracts over \$180,000.....	\$ 33.94	21.80
Electrical contracts under		

\$180,000.....\$ 31.75 21.73

ELEC0242-005 05/30/2021

DOUGLAS COUNTY

Rates Fringes

Electricians:.....\$ 41.37 69.25%

ELEC0388-002 06/01/2020

ADAMS, CLARK (Colby, Freemont, Lynn, Mayville, Sherman, Sherwood, Unity), FOREST, JUNEAU, LANGLADE, LINCOLN, MARATHON, MARINETTE (Beecher, Dunbar, Goodman & Pembine), MENOMINEE (Area West of a line 6 miles West of the West boundary of Oconto County), ONEIDA, PORTAGE, SHAWANO (Aniwa and Hutchins), VILAS AND WOOD COUNTIES

Rates Fringes

Electricians:.....\$ 34.85 26%+11.20

ELEC0430-002 06/01/2021

RACINE COUNTY (Except Burlington Township)

Rates Fringes

Electricians:.....\$ 43.45 24.89

ELEC0494-005 06/01/2021

MILWAUKEE, OZAUKEE, WASHINGTON, AND WAUKESHA COUNTIES

Rates Fringes

Electricians:.....\$ 44.39 25.67

ELEC0494-006 06/01/2021

CALUMET (Township of New Holstein), DODGE (East of Hwy 26 including Chester Township), FOND DU LAC, MANITOWOC (Schleswig), and SHEBOYGAN COUNTIES

Rates Fringes

Electricians:.....\$ 37.91 22.74

ELEC0494-013 06/01/2021

DODGE (East of Hwy 26 including Chester Twp, excluding Emmet Twp), FOND DU LAC (Except Waupun), MILWAUKEE, OZAUKEE, MANITOWOC (Schleswig), WASHINGTON, AND WAUKESHA COUNTIES

Rates Fringes

Sound & Communications

Installer.....\$ 22.39 18.80

Technician.....\$ 32.49 20.26

Installation, testing, maintenance, operation and servicing

of all sound, intercom, telephone interconnect, closed circuit TV systems, radio systems, background music systems, language laboratories, electronic carillon, antenna distribution systems, clock and program systems and low-voltage systems such as visual nurse call, audio/visual nurse call systems, doctors entrance register systems. Includes all wire and cable carrying audio, visual, data, light and radio frequency signals. Includes the installation of conduit, wiremold, or raceways in existing structures that have been occupied for six months or more where required for the protection of the wire or cable, but does not mean a complete conduit or raceway system. work covered does not include the installation of conduit, wiremold or any raceways in any new construction, or the installation of power supply outlets by means of which external electric power is supplied to any of the foregoing equipment or products

 ELEC0577-003 06/01/2021

CALUMET (except Township of New Holstein), GREEN LAKE (N. part including Townships of Berlin, St Marie, and Seneca), MARQUETTE (N. part including Townships of Crystal Lake, Neshkoro, Newton, and Springfield), OUTAGAMIE, WAUPACA, WAUSHARA, AND WINNEBAGO COUNTIES

	Rates	Fringes
Electricians:.....	\$ 35.66	29.50%+10.00

 ELEC0890-003 06/01/2021

DODGE (Emmet Township only), GREEN, JEFFERSON, LAFAYETTE, RACINE (Burlington Township), ROCK AND WALWORTH COUNTIES

	Rates	Fringes
Electricians:.....	\$ 39.00	25.95%+11.17

 ELEC0953-001 06/02/2019

	Rates	Fringes
Line Construction:		
(1) Lineman.....	\$ 47.53	21.43
(2) Heavy Equipment Operator.....	\$ 42.78	19.80
(3) Equipment Operator.....	\$ 38.02	18.40
(4) Heavy Groundman Driver..	\$ 33.27	16.88
(5) Light Groundman Driver..	\$ 30.89	16.11
(6) Groundsman.....	\$ 26.14	14.60

 ENGI0139-005 06/07/2021

	Rates	Fringes
Power Equipment Operator		
Group 1.....	\$ 42.62	24.75
Group 2.....	\$ 42.62	24.75
Group 3.....	\$ 41.62	24.75
Group 4.....	\$ 41.36	24.75
Group 5.....	\$ 41.07	24.75

Group 6.....\$ 35.17

24.75

HAZARDOUS WASTE PREMIUMS:

EPA Level "A" protection - \$3.00 per hour

EPA Level "B" protection - \$2.00 per hour

EPA Level "C" protection - \$1.00 per hour

POWER EQUIPMENT OPERATORS CLASSIFICATIONS

GROUP 1: Cranes, tower cranes, and derricks with or without attachments with a lifting capacity of over 100 tons; or cranes, tower cranes, and derricks with boom, leads and/or jib lengths measuring 176 feet or longer.

GROUP 2: Cranes, tower cranes and derricks with or without attachments with a lifting capacity of 100 tons or less; or cranes, tower cranes, and derricks with boom, leads, and/or jibs lengths measuring 175 feet or under and Backhoes (excavators) weighing 130,000 lbs and over; caisson rigs; pile driver; dredge operator; dredge engineer; Boat Pilot.

GROUP 3: Mechanic or welder - Heavy duty equipment; cranes with a lifting capacity of 25 tons or under; concrete breaker (manual or remote); vibratory/sonic concrete breaker; concrete laser screed; concrete slipform paver; concrete batch plant operator; concrete pvt. spreader - heavy duty (rubber tired); concrete spreader & distributor; automatic subgrader (concrete); concrete grinder & planing machine; concrete slipform curb & gutter machine; slipform concrete placer; tube finisher; hydro blaster (10,000 psi & over); bridge paver; concrete conveyor system; concrete pump; Rotec type Conveyor; stabilizing mixer (self-propelled); shoulder widener; asphalt plant engineer; bituminous paver; bump cutter & grooving machine; milling machine; screed (bituminous paver); asphalt heater, planer & scarifier; Backhoes (excavators) weighing under 130,000 lbs; grader or motor patrol; tractor (scraper, dozer, pusher, loader); scraper - rubber tired (single or twin engine); endloader; hydraulic backhoe (tractor type); trenching machine; skid rigs; tractor, side boom (heavy); drilling or boring machine (mechanical heavy); roller over 5 tons; percussion or rotary drilling machine; air track; blaster; loading machine (conveyor); tugger; boatmen; winches & A-frames; post driver; material hoist.

GROUP 4: Greaser, roller steel (5 tons or less); roller (pneumatic tired) - self propelled; tractor (mounted or towed compactors & light equipment); shouldering machine; self-propelled chip spreader; concrete spreader; finishing machine; mechanical float; curing machine; power subgrader; joint sawer (multiple blade) belting machine; burlap machine; texturing machine; tractor endloader (rubber tired) - light; jeep digger; forklift; mulcher; launch operator; fireman, environmental burner

GROUP 5: Air compressor; power pack; vibrator hammer and extractor; heavy equipment, leadman; tank car heaters; stump chipper; curb machine operator; Concrete proportioning plants; generators; mudjack operator; rock breaker; crusher or screening plant; screed (milling machine); automatic belt conveyor and surge bin; pug mill operator; Oiler, pump (over 3 inches); Drilling Machine Tender, day light machine

GROUP 6: Off-road material hauler with or without ejector.

IRON0008-002 06/01/2021

BROWN, CALUMET, DOOR, FOND DU LAC, KEWAUNEE, MANITOWOC,
MARINETTE, OCONTO, OUTAGAMI, SHAWANO, SHEBOYGAN, AND WINNEBAGO
COUNTIES:

	Rates	Fringes
IRONWORKER.....	\$ 38.77	28.15

Paid Holidays: New Year's Day, Memorial Day, July 4th, Labor
Day, Thanksgiving Day & Christmas Day.

IRON0008-003 06/01/2021

KENOSHA, MILWAUKEE, OZAUKEE, RACINE, WALWORTH (N.E. 2/3),
WASHINGTON, AND WAUKESHA COUNTIES

	Rates	Fringes
IRONWORKER.....	\$ 40.57	28.40

Paid Holidays: New Year's Day, Memorial Day, July 4th, Labor
Day, Thanksgiving Day & Christmas Day.

IRON0383-001 06/06/2021

ADAMS, COLUMBIA, CRAWFORD, DANE, DODGE, FLORENCE, FOREST,
GRANT, GREENE, (Excluding S.E. tip), GREEN LAKE, IOWA,
JEFFERSON, JUNEAU, LA CROSSE, LAFAYETTE, LANGLADE, MARATHON,
MARQUETTE, MENOMINEE, MONROE, PORTAGE, RICHLAND, ROCK (Northern
area, vicinity of Edgerton and Milton), SAUK, VERNON, WAUPACA,
WAUSHARA, AND WOOD COUNTIES

	Rates	Fringes
IRONWORKER.....	\$ 37.75	27.06

IRON0498-005 06/01/2021

GREEN (S.E. 1/3), ROCK (South of Edgerton and Milton), and
WALWORTH (S.W. 1/3) COUNTIES:

	Rates	Fringes
IRONWORKER.....	\$ 41.37	44.41

IRON0512-008 06/03/2019

BARRON, BUFFALO, CHIPPEWA, CLARK, DUNN, EAU CLAIRE, JACKSON,
PEPIN, PIERCE, POLK, RUSK, ST CROIX, TAYLOR, AND TREMPPEALEAU
COUNTIES

	Rates	Fringes
IRONWORKER.....	\$ 37.60	29.40

IRON0512-021 05/03/2021

ASHLAND, BAYFIELD, BURNETT, DOUGLAS, IRON, LINCOLN, ONEIDA,
PRICE, SAWYER, VILAS AND WASHBURN COUNTIES

	Rates	Fringes
IRONWORKER.....	\$ 35.09	31.80

LABO0113-002 06/01/2021

MILWAUKEE AND WAUKESHA COUNTIES

	Rates	Fringes
LABORER		
Group 1.....	\$ 31.40	22.26
Group 2.....	\$ 31.55	22.26
Group 3.....	\$ 31.75	22.26
Group 4.....	\$ 31.90	22.26
Group 5.....	\$ 32.05	22.26
Group 6.....	\$ 27.89	22.26

LABORERS CLASSIFICATIONS

GROUP 1: General Laborer; Tree Trimmer; Conduit Layer; Demolition and Wrecking Laborer; Guard Rail, Fence, and Bridge Builder; Landscaper; Multiplate Culvert Assembler; Stone Handler; Bituminous Worker (Shoveler, Loader, and Utility Man); Batch Truck Dumper or Cement Handler; Bituminous Worker (Dumper, Ironer, Smoother, and Tamper); Concrete Handler

GROUP 2: Air Tool Operator; Joint Sawyer and Filler (Pavement); Vibrator or Tamper Operator (Mechanical Hand Operated); Chain Saw Operator; Demolition Burning Torch Laborer

GROUP 3: Bituminous Worker (Raker and Luteman); Formsetter (Curb, Sidewalk, and Pavement); Strike Off Man

GROUP 4: Line and Grade Specialist

GROUP 5: Blaster and Powderman

GROUP 6: Flagperson; traffic control person

LABO0113-003 06/01/2021

OZAUKEE AND WASHINGTON COUNTIES

	Rates	Fringes
LABORER		
Group 1.....	\$ 30.65	22.26
Group 2.....	\$ 30.75	22.26
Group 3.....	\$ 30.80	22.26
Group 4.....	\$ 31.00	22.26
Group 5.....	\$ 30.85	22.26
Group 6.....	\$ 27.74	22.26

LABORERS CLASSIFICATIONS

GROUP 1: General Laborer; Tree Trimmer; Conduit Layer; Demolition and Wrecking Laborer; Guard Rail, Fence, and Bridge Builder; Landscaper; Multiplate Culvert Assembler; Stone Handler; Bituminous Worker (Shoveler, Loader, and Utility Man); Batch Truck Dumper or Cement Handler; Bituminous Worker (Dumper, Ironer, Smoother, and Tamper); Concrete Handler

GROUP 2: Air Tool Operator; Joint Sawyer and Filler (Pavement); Vibrator or Tamper Operator (Mechanical Hand Operated);

GROUP 3: Bituminous Worker (Raker and Luteman); Formsetter (Curb, Sidewalk, and Pavement); Strike Off Man

GROUP 4: Line and Grade Specialist

GROUP 5: Blaster; powderman

GROUP 6: Flagperson and Traffic Control Person

LAB00113-011 06/01/2021

KENOSHA AND RACINE COUNTIES

	Rates	Fringes
LABORER		
Group 1.....	\$ 30.46	22.26
Group 2.....	\$ 30.61	22.26
Group 3.....	\$ 30.81	22.26
Group 4.....	\$ 30.78	22.26
Group 5.....	\$ 31.11	22.26
Group 6.....	\$ 27.60	22.26

LABORERS CLASSIFICATIONS:

GROUP 1: General laborer; Tree Trimmer; Conduit Layer; Demolition and Wrecking Laborer; Guard Rail, Fence, and Bridge Builder; Landscaper; Multiplate Culvert Assembler; Stone Handler; Bituminous Worker (Shoveler, Loader, and Utility Man); Batch Truck Dumper or Cement Handler; Bituminous worker (Dumper, Ironer, Smoother, and Tamper); Concrete Handler

GROUP 2: Air Tool Operator; Joint Sawyer and Filler (Pavement); Vibrator or Tamper Operator (Mechanical Hand Operated); Chain Saw Operator; Demolition Burning Torch Laborer

GROUP 3: Bituminous Worker (Raker and Luteman); Formsetter (Curb, Sidewalk, and Pavement); Strike Off Man

GROUP 4: Line and Grade Specialist

GROUP 5: Blaster and Powderman

GROUP 6: Flagman; traffic control person

LAB00140-002 06/01/2020

ADAMS, ASHLAND, BARRON, BAYFIELD, BROWN, BUFFALO, BURNETT,

CALUMET, CHIPPEWA, CLARK, COLUMBIA, CRAWFORD, DODGE, DOOR, DOUGLAS, DUNN, EAU CLAIRE, FLORENCE, FOND DU LAC, FOREST, GRANT, GREEN, GREEN LAKE, IRON, JACKSON, JUNEAU, IOWA, JEFFERSON, KEWAUNEE, LA CROSSE, LAFAYETTE, LANGLADE, LINCOLN, MANITOWOC, MARATHON, MARINETTE, MARQUETTE, MENOMINEE, MONROE, OCONTO, ONEIDA, OUTAGAMIE, PEPIN, PIERCE, POLK, PORTAGE, PRICE, RICHLAND, ROCK, RUSK, SAUK, SAWYER, SHAWANO, SHEBOYGAN, ST. CROIX, TAYLOR, TREMPPEALEAU, VERNON, VILLAS, WALWORTH, WASHBURN, WAUPACA, WAUSHARA, WINNEBAGO, AND WOOD COUNTIES

	Rates	Fringes
LABORER		
Group 1.....	\$ 33.72	17.95
Group 2.....	\$ 33.82	17.95
Group 3.....	\$ 33.87	17.95
Group 4.....	\$ 34.07	17.95
Group 5.....	\$ 33.92	17.95
Group 6.....	\$ 30.35	17.95

LABORER CLASSIFICATIONS

GROUP 1: General Laborer; Tree Trimmer; Conduit Layer; Demolition and Wrecking Laborer; Guard Rail, Fence, and Bridge Builder; Landscaper; Multiplate Culvert Assembler; Stone Handler; Bituminous Worker (Shoveler, Loader, and Utility Man); Batch Truck Dumper or Cement Handler; Bituminous Worker (Dumper, Ironer, Smoother and Tamper); Concrete Handler

GROUP 2: Air Tool Operator; Joint Sawyer and Filler (Pavement); Vibrator or Tamper Operator (Mechanical Hand Operated); Chain Saw Operator, Demolition Burning Torch Laborer

GROUP 3: Bituminous Worker (Raker and Luteman); Formsetter (Curb, Sidewalk and Pavement); Strike Off Man

GROUP 4: Line and Grade Specialist

GROUP 5: Blaster; powderman

GROUP 6: Flagperson; Traffic Control

LAB00464-003 06/01/2020

DANE COUNTY

	Rates	Fringes
LABORER		
Group 1.....	\$ 34.00	17.95
Group 2.....	\$ 34.10	17.95
Group 3.....	\$ 34.15	17.95
Group 4.....	\$ 34.35	17.95
Group 5.....	\$ 34.20	17.95
Group 6.....	\$ 30.35	17.95

LABORERS CLASSIFICATIONS:

GROUP 1: General Laborer; Tree Trimmer; Conduit Layer; Demolition and Wrecking Laborer; Guard Rail, Fence, and Bridge Builder; Landscaper; Multiplate Culvert Assembler;

Stone Handler; Bituminous Worker (Shoveler, Loader, and Utility Man); Batch Truck Dumper or Cement Handler; Bituminous Worker (Dumper, Ironer, Smoother, and Tamper); Concrete Handler

GROUP 2: Air Tool Operator; Joint Sawyer and Filler (Pavement); Vibrator or Tamper Operator (Mechanical Hand Operated); Chain Saw Operator; Demolition Burning Torch Laborer

GROUP 3: Bituminous Worker (Raker and Luteman); Formsetter (Curb, Sidewalk, and Pavement); Strike Off Man

GROUP 4: Line and Grade Specialist

GROUP 5: Blaster; Powderman

GROUP 6: Flagperson and Traffic Control Person

PAIN0106-008 05/01/2017

ASHLAND, BAYFIELD, BURNETT, AND DOUGLAS COUNTIES

	Rates	Fringes
Painters:		
New:		
Brush, Roller.....	\$ 30.33	17.27
Spray, Sandblast, Steel....	\$ 30.93	17.27
Repaint:		
Brush, Roller.....	\$ 28.83	17.27
Spray, Sandblast, Steel....	\$ 29.43	17.27

PAIN0108-002 06/01/2021

RACINE COUNTY

	Rates	Fringes
Painters:		
Brush, Roller.....	\$ 36.08	20.36
Spray & Sandblast.....	\$ 37.52	23.27

PAIN0259-002 05/01/2008

BARRON, CHIPPEWA, DUNN, EAU CLAIRE, PEPIN, PIERCE, POLK, RUSK, SAWYER, ST. CROIX, AND WASHBURN COUNTIES

	Rates	Fringes
PAINTER.....	\$ 24.11	12.15

PAIN0259-004 05/01/2015

BUFFALO, CRAWFORD, JACKSON, LA CROSSE, MONROE, TREMPLEAU, AND VERNON COUNTIES

	Rates	Fringes
PAINTER.....	\$ 22.03	12.45

PAIN0781-002 06/01/2021

JEFFERSON, MILWAUKEE, OZAUKEE, WASHINGTON, AND WAUKESHA COUNTIES

	Rates	Fringes
Painters:		
Bridge.....	\$ 36.70	24.50
Brush.....	\$ 35.95	24.50
Spray & Sandblast.....	\$ 36.70	24.50

PAIN0802-002 06/01/2021

COLUMBIA, DANE, DODGE, GRANT, GREEN, IOWA, LAFAYETTE, RICHLAND,
ROCK, AND SAUK COUNTIES

	Rates	Fringes
PAINTER		
Brush.....	\$ 29.98	18.78

PREMIUM PAY:
Structural Steel, Spray, Bridges = \$1.00 additional per
hour.

PAIN0802-003 06/01/2021

ADAMS, BROWN, CALUMET, CLARK, DOOR, FOND DU LAC, FOREST, GREEN
LAKE, IRON, JUNEAU, KEWAUNEE, LANGLADE, LINCOLN, MANITOWOC,
MARATHON, MARINETTE, MARQUETTE, MENOMINEE, OCONTO, ONEIDA,
OUTAGAMIE, PORTAGE, PRICE, SHAWANO, SHEBOYGAN, TAYLOR, VILAS,
WAUSHARA, WAUPACA, WINNEBAGO, AND WOOD COUNTIES

	Rates	Fringes
PAINTER.....	\$ 29.98	18.78

PAIN0934-001 06/01/2021

KENOSHA AND WALWORTH COUNTIES

	Rates	Fringes
Painters:		
Brush.....	\$ 36.52	23.27
Spray.....	\$ 37.52	23.27
Structural Steel.....	\$ 36.67	23.27

PAIN1011-002 06/06/2021

FLORENCE COUNTY

	Rates	Fringes
Painters:.....	\$ 26.71	14.38

PLAS0599-010 06/01/2017

	Rates	Fringes
CEMENT MASON/CONCRETE FINISHER		
Area 1.....	\$ 39.46	17.17
Area 2 (BAC).....	\$ 35.07	19.75

Area 3.....	\$ 35.61	19.40
Area 4.....	\$ 34.70	20.51
Area 5.....	\$ 36.27	18.73
Area 6.....	\$ 32.02	22.99

AREA DESCRIPTIONS

AREA 1: BAYFIELD, DOUGLAS, PRICE, SAWYER, AND WASHBURN COUNTIES

AREA 2: ADAMS, ASHLAND, BARRON, BROWN, BURNETT, CALUMET, CHIPPEWA, CLARK, COLUMBIA, DODGE, DOOR, DUNN, FLORENCE, FOND DU LAC, FOREST, GREEN LAKE, IRON, JEFFERSON, KEWAUNEE, LANGLADE, LINCOLN, MANITOWOC, MARATHON, MARINETTE, MARQUETTE, MENOMINEE, OCONTO, ONEIDA, OUTAGAMIE, POLK, PORTAGE, RUSK, ST CROIX, SAUK, SHAWANO, SHEBOYGAN, TAYLOR, VILAS, WALWORTH, WAUPACA, WAUSHARA, WINNEBAGO, AND WOOD COUNTIES

AREA 3: BUFFALO, CRAWFORD, EAU CLAIRE, JACKSON, JUNEAU, LA CROSSE MONROE, PEPIN, PIERCE, RICHLAND, TREMPLEAU, AND VERNON COUNTIES

AREA 4: MILWAUKEE, OZAUKEE, WASHINGTON, AND WAUKESHA COUNTIES

AREA 5: DANE, GRANT, GREEN, IOWA, LAFAYETTE, AND ROCK COUNTIES

AREA 6: KENOSHA AND RACINE COUNTIES

TEAM0039-001 06/01/2021

	Rates	Fringes
TRUCK DRIVER		
1 & 2 Axles.....	\$ 32.57	23.81
3 or more Axles; Euclids, Dumpton & Articulated, Truck Mechanic.....	\$ 32.72	23.81

WELL DRILLER.....	\$ 16.52	3.70

WELDERS - Receive rate prescribed for craft performing operation to which welding is incidental.

=====
Note: Executive Order (EO) 13706, Establishing Paid Sick Leave for Federal Contractors applies to all contracts subject to the Davis-Bacon Act for which the contract is awarded (and any solicitation was issued) on or after January 1, 2017. If this contract is covered by the EO, the contractor must provide employees with 1 hour of paid sick leave for every 30 hours they work, up to 56 hours of paid sick leave each year. Employees must be permitted to use paid sick leave for their own illness, injury or other health-related needs, including preventive care; to assist a family member (or person who is like family to the employee) who is ill, injured, or has other health-related needs, including preventive care; or for reasons resulting from, or to assist a family member (or person who is like family to the employee) who is a victim of, domestic violence, sexual assault, or stalking. Additional information

on contractor requirements and worker protections under the EO is available at <https://www.dol.gov/agencies/whd/government-contracts>.

Unlisted classifications needed for work not included within the scope of the classifications listed may be added after award only as provided in the labor standards contract clauses (29CFR 5.5 (a) (1) (ii)).

The body of each wage determination lists the classification and wage rates that have been found to be prevailing for the cited type(s) of construction in the area covered by the wage determination. The classifications are listed in alphabetical order of ""identifiers"" that indicate whether the particular rate is a union rate (current union negotiated rate for local), a survey rate (weighted average rate) or a union average rate (weighted union average rate).

Union Rate Identifiers

A four letter classification abbreviation identifier enclosed in dotted lines beginning with characters other than ""SU"" or ""UAVG"" denotes that the union classification and rate were prevailing for that classification in the survey. Example: PLUM0198-005 07/01/2014. PLUM is an abbreviation identifier of the union which prevailed in the survey for this classification, which in this example would be Plumbers. 0198 indicates the local union number or district council number where applicable, i.e., Plumbers Local 0198. The next number, 005 in the example, is an internal number used in processing the wage determination. 07/01/2014 is the effective date of the most current negotiated rate, which in this example is July 1, 2014.

Union prevailing wage rates are updated to reflect all rate changes in the collective bargaining agreement (CBA) governing this classification and rate.

Survey Rate Identifiers

Classifications listed under the ""SU"" identifier indicate that no one rate prevailed for this classification in the survey and the published rate is derived by computing a weighted average rate based on all the rates reported in the survey for that classification. As this weighted average rate includes all rates reported in the survey, it may include both union and non-union rates. Example: SULA2012-007 5/13/2014. SU indicates the rates are survey rates based on a weighted average calculation of rates and are not majority rates. LA indicates the State of Louisiana. 2012 is the year of survey on which these classifications and rates are based. The next number, 007 in the example, is an internal number used in producing the wage determination. 5/13/2014 indicates the survey completion date for the classifications and rates under that identifier.

Survey wage rates are not updated and remain in effect until a new survey is conducted.

Union Average Rate Identifiers

Classification(s) listed under the UAVG identifier indicate

that no single majority rate prevailed for those classifications; however, 100% of the data reported for the classifications was union data. EXAMPLE: UAVG-OH-0010 08/29/2014. UAVG indicates that the rate is a weighted union average rate. OH indicates the state. The next number, 0010 in the example, is an internal number used in producing the wage determination. 08/29/2014 indicates the survey completion date for the classifications and rates under that identifier.

A UAVG rate will be updated once a year, usually in January of each year, to reflect a weighted average of the current negotiated/CBA rate of the union locals from which the rate is based.

WAGE DETERMINATION APPEALS PROCESS

1.) Has there been an initial decision in the matter? This can be:

- * an existing published wage determination
- * a survey underlying a wage determination
- * a Wage and Hour Division letter setting forth a position on a wage determination matter
- * a conformance (additional classification and rate) ruling

On survey related matters, initial contact, including requests for summaries of surveys, should be with the Wage and Hour National Office because National Office has responsibility for the Davis-Bacon survey program. If the response from this initial contact is not satisfactory, then the process described in 2.) and 3.) should be followed.

With regard to any other matter not yet ripe for the formal process described here, initial contact should be with the Branch of Construction Wage Determinations. Write to:

Branch of Construction Wage Determinations
Wage and Hour Division
U.S. Department of Labor
200 Constitution Avenue, N.W.
Washington, DC 20210

2.) If the answer to the question in 1.) is yes, then an interested party (those affected by the action) can request review and reconsideration from the Wage and Hour Administrator (See 29 CFR Part 1.8 and 29 CFR Part 7). Write to:

Wage and Hour Administrator
U.S. Department of Labor
200 Constitution Avenue, N.W.
Washington, DC 20210

The request should be accompanied by a full statement of the interested party's position and by any information (wage payment data, project description, area practice material, etc.) that the requestor considers relevant to the issue.

3.) If the decision of the Administrator is not favorable, an interested party may appeal directly to the Administrative Review Board (formerly the Wage Appeals Board). Write to:

Administrative Review Board
U.S. Department of Labor
200 Constitution Avenue, N.W.
Washington, DC 20210

4.) All decisions by the Administrative Review Board are final.

=====

END OF GENERAL DECISIO"

August 2018

**NOTICE TO BIDDERS
WAGE RATE DECISION**

The wage rate decision of the Department of Labor which has been incorporated in these advertised specifications is incomplete in that the classifications may be omitted from the Department of Labor's decision.

Since the bidder is responsible, independently, for ascertaining area practice with respect to the necessity, or lack of necessity, for the use of these classifications in the prosecution of the work contemplated by this project, no inference may be drawn from the omission of these classifications concerning prevailing area practices relative to their use. Further, this omission will not, per se, be construed as establishing any governmental liability for increased labor cost if it is subsequently determined that such classifications are required.

There may be omissions and/or errors in the federal wage rates. The bidder is responsible for evaluating and determining the correct applicable rate.

If a project includes multiple types of construction (highway, bridge over navigable water, sanitary sewer and water main, building) and there is not a separate wage determination for this type of work included in the proposal, use the wage determination that is in the proposal.

If a project includes multiple types of construction, different wage rate determinations may be inserted into the contract (WI10/Highway = in all WisDOT highway contracts, WI15/Heavy = bridge over navigable water per USDOL and US Coast Guard designation, WI8/Heavy (Sewer & Water Line & Tunnel) = sanitary sewer and water main if the cost is more than 20% of the contract and/or at least \$1,000,000, and Building). If multiple wage rate determinations are inserted into the contract, use the classification in the wage determination for the work being done. Use WI15 wage rates when working on the bridge and/or structure from bank to bank. Use WI8 wage rates when working on any sanitary sewer or water main work. Use Building wage rates for all work done within the footprint of the building. Use WI10 wage rates for all other highway work in the contract and approaches to structures. For example, if a laborer is working within the footprint of a building, use the Laborer rate in the Building wage determination inserted in the contract. If a laborer is working on a bridge/structure within the banks, use the Laborer rate in the WI15/Heavy wage determination if inserted in the contract. If the laborer is working on the highway, use the Laborer rate in the WI10/Highway wage determination.



Proposal Schedule of Items

Proposal ID: 20220412018 Project(s): 1100-17-76

Federal ID(s): WISC 2022300

SECTION: 0001 Roadway Items

Alt Set ID: Alt Mbr ID:

Proposal Line Number	Item ID Description	Approximate Quantity and Units	Unit Price	Bid Amount
0002	108.4300 RBC Progress Schedule	1.000 EACH	_____.	_____.
0004	204.0100 Removing Concrete Pavement	1,400.000 SY	_____.	_____.
0006	204.0120 Removing Asphaltic Surface Milling	42,220.000 SY	_____.	_____.
0008	204.9060.S Removing (item description) 2000. Microwave Detector	1.000 EACH	_____.	_____.
0010	204.9060.S Removing (item description) 2001. Pole	1.000 EACH	_____.	_____.
0012	204.9060.S Removing (item description) 3000. Loop Detector Wire & Lead In Cable IH 41 NB Ramps & STH 145	1.000 EACH	_____.	_____.
0014	205.0100 Excavation Common	1,920.000 CY	_____.	_____.
0016	211.0400 Prepare Foundation for Asphaltic Shoulders	474.000 STA	_____.	_____.
0018	213.0100 Finishing Roadway (project) 0001. 1100-17-76	1.000 EACH	_____.	_____.
0020	305.0110 Base Aggregate Dense 3/4-Inch	488.000 TON	_____.	_____.
0022	305.0120 Base Aggregate Dense 1 1/4-Inch	470.000 TON	_____.	_____.
0024	305.0500 Shaping Shoulders	474.000 STA	_____.	_____.
0026	312.0115 Select Crushed Material	1,920.000 CY	_____.	_____.
0028	415.1080 Concrete Pavement HES 8-Inch	1,400.000 SY	_____.	_____.
0030	416.0610 Drilled Tie Bars	1,472.000 EACH	_____.	_____.



Proposal Schedule of Items

Proposal ID: 20220412018 Project(s): 1100-17-76

Federal ID(s): WISC 2022300

SECTION: 0001 Roadway Items

Alt Set ID: Alt Mbr ID:

Proposal Line Number	Item ID Description	Approximate Quantity and Units	Unit Price	Bid Amount
0032	416.0620 Drilled Dowel Bars	6,882.000 EACH	_____.	_____.
0034	416.1715 Concrete Pavement Repair SHES	2,572.000 SY	_____.	_____.
0036	416.1725 Concrete Pavement Replacement SHES	2,559.000 SY	_____.	_____.
0038	420.1000 Continuous Diamond Grinding Concrete Pavement	78,738.000 SY	_____.	_____.
0040	455.0605 Tack Coat	5,916.000 GAL	_____.	_____.
0042	460.2000 Incentive Density HMA Pavement	7,630.000 DOL	1.00000	7,630.00
0044	460.6224 HMA Pavement 4 MT 58-28 S	11,828.000 TON	_____.	_____.
0046	495.1000.S Cold patch	10.000 TON	_____.	_____.
0048	611.8110 Adjusting Manhole Covers	32.000 EACH	_____.	_____.
0050	611.8115 Adjusting Inlet Covers	116.000 EACH	_____.	_____.
0052	611.8120.S Cover Plates Temporary	32.000 EACH	_____.	_____.
0054	612.0700 Drain Tile Exploration	250.000 LF	_____.	_____.
0056	618.0100 Maintenance And Repair of Haul Roads (project) 0001. 1100-17-76	1.000 EACH	_____.	_____.
0058	619.1000 Mobilization	1.000 EACH	_____.	_____.
0060	628.1104 Erosion Bales	100.000 EACH	_____.	_____.
0062	628.1504 Silt Fence	2,000.000 LF	_____.	_____.



Proposal Schedule of Items

Proposal ID: 20220412018 Project(s): 1100-17-76

Federal ID(s): WISC 2022300

SECTION: 0001 Roadway Items

Alt Set ID: Alt Mbr ID:

Proposal Line Number	Item ID Description	Approximate Quantity and Units	Unit Price	Bid Amount
0064	628.1520 Silt Fence Maintenance	2,000.000 LF	_____.	_____.
0066	628.1905 Mobilizations Erosion Control	4.000 EACH	_____.	_____.
0068	628.1910 Mobilizations Emergency Erosion Control	1.000 EACH	_____.	_____.
0070	628.7020 Inlet Protection Type D	116.000 EACH	_____.	_____.
0072	628.7504 Temporary Ditch Checks	100.000 LF	_____.	_____.
0074	634.0622 Posts Wood 4x6-Inch X 22-FT	3.000 EACH	_____.	_____.
0076	637.1220 Signs Type I Reflective SH	994.000 SF	_____.	_____.
0078	637.2210 Signs Type II Reflective H	50.000 SF	_____.	_____.
0080	638.2102 Moving Signs Type II	3.000 EACH	_____.	_____.
0082	638.2601 Removing Signs Type I	7.000 EACH	_____.	_____.
0084	638.2602 Removing Signs Type II	3.000 EACH	_____.	_____.
0086	638.3000 Removing Small Sign Supports	3.000 EACH	_____.	_____.
0088	643.0300 Traffic Control Drums	14,139.000 DAY	_____.	_____.
0090	643.0420 Traffic Control Barricades Type III	1,470.000 DAY	_____.	_____.
0092	643.0705 Traffic Control Warning Lights Type A	2,840.000 DAY	_____.	_____.
0094	643.0715 Traffic Control Warning Lights Type C	2,461.000 DAY	_____.	_____.
0096	643.0800 Traffic Control Arrow Boards	241.000 DAY	_____.	_____.



Proposal Schedule of Items

Proposal ID: 20220412018 Project(s): 1100-17-76

Federal ID(s): WISC 2022300

SECTION: 0001 Roadway Items

Alt Set ID: Alt Mbr ID:

Proposal Line Number	Item ID Description	Approximate Quantity and Units	Unit Price	Bid Amount
0098	643.0900 Traffic Control Signs	4,484.000 DAY	_____.	_____.
0100	643.0910 Traffic Control Covering Signs Type I	3.000 EACH	_____.	_____.
0102	643.1000 Traffic Control Signs Fixed Message	286.000 SF	_____.	_____.
0104	643.1050 Traffic Control Signs PCMS	90.000 DAY	_____.	_____.
0106	643.1055.S Truck or Trailer Mounted Attenuator	80.000 DAY	_____.	_____.
0108	643.4100.S Traffic Control Interim Lane Closure	275.000 EACH	_____.	_____.
0110	643.5000 Traffic Control	1.000 EACH	_____.	_____.
0112	646.1020 Marking Line Epoxy 4-Inch	319.000 LF	_____.	_____.
0114	646.1040 Marking Line Grooved Wet Ref Epoxy 4-Inch	60,376.000 LF	_____.	_____.
0116	646.1555 Marking Line Grooved Contrast Permanent Tape 4-Inch	8,488.000 LF	_____.	_____.
0118	646.3020 Marking Line Epoxy 8-Inch	2,099.000 LF	_____.	_____.
0120	646.3545 Marking Line Grooved Wet Ref Contrast Epoxy 8-Inch	75.000 LF	_____.	_____.
0122	646.3555 Marking Line Grooved Contrast Permanent Tape 8-Inch	14,321.000 LF	_____.	_____.
0124	646.5020 Marking Arrow Epoxy	24.000 EACH	_____.	_____.
0126	646.5120 Marking Word Epoxy	16.000 EACH	_____.	_____.
0128	646.5220 Marking Symbol Epoxy	12.000 EACH	_____.	_____.



Proposal Schedule of Items

Proposal ID: 20220412018 Project(s): 1100-17-76

Federal ID(s): WISC 2022300

SECTION: 0001 Roadway Items

Alt Set ID: Alt Mbr ID:

Proposal Line Number	Item ID Description	Approximate Quantity and Units	Unit Price	Bid Amount
0130	646.5520 Marking Outfall Epoxy	15.000 EACH	_____.	_____.
0132	646.6120 Marking Stop Line Epoxy 18-Inch	424.000 LF	_____.	_____.
0134	646.7120 Marking Diagonal Epoxy 12-Inch	3,699.000 LF	_____.	_____.
0136	646.7220 Marking Chevron Epoxy 24-Inch	1,135.000 LF	_____.	_____.
0138	646.7420 Marking Crosswalk Epoxy Transverse Line 6-Inch	327.000 LF	_____.	_____.
0140	646.8120 Marking Curb Epoxy	221.000 LF	_____.	_____.
0142	646.8220 Marking Island Nose Epoxy	23.000 EACH	_____.	_____.
0144	646.9010 Marking Removal Line Water Blasting 4-Inch	17,296.000 LF	_____.	_____.
0146	646.9110 Marking Removal Line Water Blasting 8-Inch	4,124.000 LF	_____.	_____.
0148	649.0150 Temporary Marking Line Removable Tape 4-Inch	60,695.000 LF	_____.	_____.
0150	649.0155 Temporary Marking Line Removable Contrast Tape 4-Inch	8,488.000 LF	_____.	_____.
0152	649.0250 Temporary Marking Line Removable Tape 8-Inch	1,687.000 LF	_____.	_____.
0154	649.0255 Temporary Marking Line Removable Contrast Tape 8-Inch	14,274.000 LF	_____.	_____.
0156	649.0550 Temporary Marking Arrow Removable Tape	24.000 EACH	_____.	_____.



Proposal Schedule of Items

Proposal ID: 20220412018 Project(s): 1100-17-76

Federal ID(s): WISC 2022300

SECTION: 0001 Roadway Items

Alt Set ID: Alt Mbr ID:

Proposal Line Number	Item ID Description	Approximate Quantity and Units	Unit Price	Bid Amount
0158	649.0650 Temporary Marking Word Removable Tape	16.000 EACH	_____.	_____.
0160	649.0850 Temporary Marking Stop Line Removable Tape 18-Inch	424.000 LF	_____.	_____.
0162	652.0225 Conduit Rigid Nonmetallic Schedule 40 2-Inch	814.000 LF	_____.	_____.
0164	652.0700.S Install Conduit into Existing Item	4.000 EACH	_____.	_____.
0166	652.0800 Conduit Loop Detector	718.000 LF	_____.	_____.
0168	653.0135 Pull Boxes Steel 24x36-Inch	1.000 EACH	_____.	_____.
0170	653.0140 Pull Boxes Steel 24x42-Inch	1.000 EACH	_____.	_____.
0172	653.0905 Removing Pull Boxes	38.000 EACH	_____.	_____.
0174	654.0106 Concrete Bases Type 6	4.000 EACH	_____.	_____.
0176	655.0515 Electrical Wire Traffic Signals 10 AWG	3,365.000 LF	_____.	_____.
0178	655.0700 Loop Detector Lead In Cable	2,824.000 LF	_____.	_____.
0180	655.0800 Loop Detector Wire	2,872.000 LF	_____.	_____.
0182	657.0255 Transformer Bases Breakaway 11 1/2-Inch Bolt Circle	4.000 EACH	_____.	_____.
0184	657.0327 Poles Type 6-Aluminum	4.000 EACH	_____.	_____.
0186	670.0100 Field System Integrator	LS	LUMP SUM	_____.
0188	670.0200 ITS Documentation	LS	LUMP SUM	_____.



Proposal Schedule of Items

Proposal ID: 20220412018 Project(s): 1100-17-76

Federal ID(s): WISC 2022300

SECTION: 0001 Roadway Items

Alt Set ID: Alt Mbr ID:

Proposal Line Number	Item ID Description	Approximate Quantity and Units	Unit Price	Bid Amount
0190	674.0200 Cable Microwave Detector	10,095.000 LF	_____	_____
0192	674.0300 Remove Cable	4,330.000 LF	_____	_____
0194	675.0300 Install Mounted Controller Microwave Detector Assembly	13.000 EACH	_____	_____
0196	690.0150 Sawing Asphalt	430.000 LF	_____	_____
0198	690.0250 Sawing Concrete	10,140.000 LF	_____	_____
0200	715.0720 Incentive Compressive Strength Concrete Pavement	500.000 DOL	1.00000	500.00
0202	740.0440 Incentive IRI Ride	19,570.000 DOL	1.00000	19,570.00
0204	ASP.1T0A On-the-Job Training Apprentice at \$5.00/HR	3,000.000 HRS	5.00000	15,000.00
0206	ASP.1T0G On-the-Job Training Graduate at \$5.00/HR	4,320.000 HRS	5.00000	21,600.00
0208	SPV.0060 Special 2002. Ground Rod	4.000 EACH	_____	_____
0210	SPV.0060 Special 2003. Refocus Side-Fire Vehicle Detector Site	10.000 EACH	_____	_____
0212	SPV.0060 Special 5001. Traffic Control Close-Open Freeway Entrance Ramp	38.000 EACH	_____	_____
0214	SPV.0060 Special 5002. Traffic Control Full Freeway Closure	1.000 EACH	_____	_____
0216	SPV.0060 Special 5003. Removing Raised Pavement Markers And Filling Voids	318.000 EACH	_____	_____
0218	SPV.0060 Special 5004. Utility Line Opening (ULO)	10.000 EACH	_____	_____



Proposal Schedule of Items

Proposal ID: 20220412018 Project(s): 1100-17-76

Federal ID(s): WISC 2022300

SECTION: 0001 Roadway Items

Alt Set ID: Alt Mbr ID:

Proposal Line Number	Item ID Description	Approximate Quantity and Units	Unit Price	Bid Amount
0220	SPV.0060 Special 5005. Fastening Sewer Access Covers	148.000 EACH	_____.	_____.
0222	SPV.0060 Special 5006. Mobilizations Emergency Pavement Repair	10.000 EACH	_____.	_____.
0224	SPV.0060 Special 5007. Survey Project 1100-17-76	1.000 EACH	_____.	_____.
0226	SPV.0075 Special 0001. Pavement Cleanup Project 1100-17-76	100.000 HRS	_____.	_____.
0228	SPV.0085 Special 0001. Foam Jacking	12,000.000 LB	_____.	_____.
0230	SPV.0085 Special 0002. Sealing Cracks and Joints with Hot-Applied Sealant	21,120.000 LB	_____.	_____.
Section: 0001			Total:	_____.
			Total Bid:	_____.

PLEASE ATTACH ADDENDA HERE



Wisconsin Department of Transportation

April 5, 2022

**Division of Transportation Systems
Development**

Bureau of Project Development
4822 Madison Yards Way, 4th Floor South
Madison, WI 53705

Telephone: (608) 266-1631
Facsimile (FAX): (608) 266-8459

NOTICE TO ALL CONTRACTORS:

Federal Wage Rate Addendum #01

Letting of April 12, 2022

Attached is a copy of the revised WI 10 Highway Davis Bacon Prevailing Wage Rates that are included in proposals 01 – 28, 33 – 40, and 42; WI 8 Heavy (Sewer & Water Line & Tunnel) Davis Bacon Prevailing Wage Rates that are included in proposal 17; and WI 15 Heavy Davis Bacon Prevailing Wage Rates that are included in proposal 03. These wage rates are effective for all proposals they are included in in the April 12, 2022 letting. The updated wage rates are dated March 18, 2022 and are effective on or after March 28, 2022.

The responsibility for notifying potential subcontractors and suppliers of these changes remains with the prime contractors.

Sincerely,

Mike Coleman

Proposal Development Specialist
Proposal Management Section

Superseded General Decision Number: WI20210010

State: Wisconsin

Construction Type: Highway

Counties: Wisconsin Statewide.

HIGHWAY, AIRPORT RUNWAY & TAXIWAY CONSTRUCTION PROJECTS (does not include bridges over navigable waters; tunnels; buildings in highway rest areas; and railroad construction)

Note: Contracts subject to the Davis-Bacon Act are generally required to pay at least the applicable minimum wage rate required under Executive Order 14026 or Executive Order 13658. Please note that these Executive Orders apply to covered contracts entered into by the federal government that are subject to the Davis-Bacon Act itself, but do not apply to contracts subject only to the Davis-Bacon Related Acts, including those set forth at 29 CFR 5.1(a)(2)-(60).

If the contract is entered into on or after January 30, 2022, or the contract is renewed or extended (e.g., an option is exercised) on or after January 30, 2022:	. Executive Order 14026 generally applies to the contract. . The contractor must pay all covered workers at least \$15.00 per hour (or the applicable wage rate listed on this wage determination, if it is higher) for all hours spent performing on the contract in 2022.
If the contract was awarded on or between January 1, 2015 and January 29, 2022, and the contract is not renewed or extended on or after January 30, 2022:	. Executive Order 13658 generally applies to the contract. . The contractor must pay all covered workers at least \$11.25 per hour (or the applicable wage rate listed on this wage determination, if it is higher) for all hours spent performing on that contract in 2022.

The applicable Executive Order minimum wage rate will be adjusted annually. If this contract is covered by one of the Executive Orders and a classification considered necessary for performance of work on the contract does not appear on this wage determination, the contractor must still submit a conformance request.

Additional information on contractor requirements and worker protections under the Executive Orders is available at <https://www.dol.gov/agencies/whd/government-contracts>.

1	01/21/2022
2	02/04/2022
3	02/25/2022
4	03/11/2022
5	03/18/2022

* BRWI0001-002 06/01/2021

CRAWFORD, JACKSON, JUNEAU, LA CROSSE, MONROE, TREMPLEAU, AND VERNON COUNTIES

	Rates	Fringes
BRICKLAYER.....	\$ 36.81	25.17

* BRWI0002-002 06/01/2021

ASHLAND, BAYFIELD, DOUGLAS, AND IRON COUNTIES

	Rates	Fringes
BRICKLAYER.....	\$ 44.35	23.89

* BRWI0002-005 06/01/2021

ADAMS, ASHLAND, BARRON, BROWN, BURNETT, CALUMET, CHIPPEWA, CLARK, COLUMBIA, DODGE, DOOR, DUNN, FLORENCE, FOND DU LAC, FOREST, GREEN LAKE, IRON, JEFFERSON, KEWAUNEE, LANGLADE, LINCOLN, MANITOWOC, MARATHON, MARINETTE, MARQUETTE, MENOMINEE, OCONTO, ONEIDA, OUTAGAMIE, POLK, PORTAGE, RUSK, ST CROIX, SAUK, SHAWANO, SHEBOYGAN, TAYLOR, VILAS, WALWORTH, WAUPACA, WAUSHARA, WINNEBAGO, AND WOOD COUNTIES

	Rates	Fringes
CEMENT MASON/CONCRETE FINISHER...	\$ 37.73	24.15

* BRWI0003-002 06/01/2021

BROWN, DOOR, FLORENCE, KEWAUNEE, MARINETTE, AND OCONTO COUNTIES

	Rates	Fringes
BRICKLAYER.....	\$ 37.03	24.95

* BRWI0004-002 06/01/2021

KENOSHA, RACINE, AND WALWORTH COUNTIES

	Rates	Fringes
BRICKLAYER.....	\$ 41.30	26.03

* BRWI0006-002 06/01/2021

ADAMS, CLARK, FOREST, LANGLADE, LINCOLN, MARATHON, MENOMINEE, ONEIDA, PORTAGE, PRICE, TAYLOR, VILAS AND WOOD COUNTIES

	Rates	Fringes
BRICKLAYER.....	\$ 37.78	24.20

* BRWI0007-002 06/01/2021

GREEN, LAFAYETTE, AND ROCK COUNTIES

	Rates	Fringes
BRICKLAYER.....	\$ 38.38	25.31

* BRWI0008-002 06/01/2021

MILWAUKEE, OZAUKEE, WASHINGTON, AND WAUKESHA COUNTIES

	Rates	Fringes
BRICKLAYER.....	\$ 42.38	24.64

* BRWI0011-002 06/01/2021

CALUMET, FOND DU LAC, MANITOWOC, AND SHEBOYGAN COUNTIES

	Rates	Fringes
BRICKLAYER.....	\$ 37.03	24.95

* BRWI0019-002 06/01/2021

BARRON, BUFFALO, BURNETT, CHIPPEWA, DUNN, EAU CLAIRE, PEPIN, PIERCE, POLK, RUSK, ST. CROIX, SAWYER AND WASHBURN COUNTIES

	Rates	Fringes
BRICKLAYER.....	\$ 36.31	25.67

* BRWI0034-002 06/01/2021

COLUMBIA AND SAUK COUNTIES

	Rates	Fringes
BRICKLAYER.....	\$ 38.53	25.16

CARP0087-001 05/01/2016

BURNETT (W. of Hwy 48), PIERCE (W. of Hwy 29), POLK (W. of Hwys 35, 48 & 65), AND ST. CROIX (W. of Hwy 65) COUNTIES

	Rates	Fringes
Carpenter & Piledrivermen.....	\$ 36.85	18.39

CARP0252-002 06/01/2016

ADAMS, BARRON, BAYFIELD (Eastern 2/3), BROWN, BUFFALO, BURNETT (E. of Hwy 48), CALUMET, CHIPPEWA, CLARK, COLUMBIA, CRAWFORD, DANE, DODGE, DOOR, DUNN, EAU CLAIRE, FLORENCE (except area bordering Michigan State Line), FOND DU LAC, FOREST, GRANT, GREEN, GREEN LAKE, IOWA, IRON, JACKSON, JEFFERSON, JUNEAU, KEWAUNEE, LA CROSSE, LAFAYETTE, LANGLADE, LINCOLN, MANITOWOC, MARATHON, MARINETTE (except N.E. corner), MARQUETTE, MENOMINEE, MONROE, OCONTO, ONEIDA, OUTAGAMIE, PEPIN, PIERCE (E. of Hwys 29 & 65), POLK (E. of Hwys 35, 48 & 65), PORTAGE, PRICE, RICHLAND, ROCK, RUSK, SAUK, SAWYER, SHAWANO, SHEBOYGAN, ST CROIX (E. of Hwy 65), TAYLOR, TREMPLEALEAU, VERNON, VILAS,

WALWORTH, WASHBURN, WAUPACA, WAUSHARA, WINNEBAGO, AND WOOD
COUNTIES

	Rates	Fringes
CARPENTER		
CARPENTER.....	\$ 33.56	18.00
MILLWRIGHT.....	\$ 35.08	18.35
PILEDRIVER.....	\$ 34.12	18.00

CARP0252-010 06/01/2016		

ASHLAND COUNTY

	Rates	Fringes
Carpenters		
Carpenter.....	\$ 33.56	18.00
Millwright.....	\$ 35.08	18.35
Pile Driver.....	\$ 34.12	18.00

CARP0264-003 06/01/2016		

KENOSHA, MILWAUKEE, OZAUKEE, RACINE, WAUKESHA, AND WASHINGTON
COUNTIES

	Rates	Fringes
CARPENTER.....	\$ 35.78	22.11

CARP0361-004 05/01/2018		

BAYFIELD (West of Hwy 63) AND DOUGLAS COUNTIES

	Rates	Fringes
CARPENTER.....	\$ 36.15	20.43

CARP2337-001 06/01/2016		

ZONE A: MILWAUKEE, OZAUKEE, WAUKESHA AND WASHINGTON

ZONE B: KENOSHA & RACINE

	Rates	Fringes
PILEDRIVERMAN		
Zone A.....	\$ 31.03	22.69
Zone B.....	\$ 31.03	22.69

ELEC0014-002 12/26/2021		

ASHLAND, BARRON, BAYFIELD, BUFFALO, BURNETT, CHIPPEWA, CLARK
(except Maryville, Colby, Unity, Sherman, Fremont, Lynn &
Sherwood), CRAWFORD, DUNN, EAU CLAIRE, GRANT, IRON, JACKSON, LA
CROSSE, MONROE, PEPIN, PIERCE, POLK, PRICE, RICHLAND, RUSK, ST
CROIX, SAWYER, TAYLOR, TREMPLEAU, VERNON, AND WASHBURN
COUNTIES

Rates Fringes

Electricians:.....\$ 37.83 21.89

ELEC0014-007 05/30/2021

REMAINING COUNTIES

Rates Fringes

Teledata System Installer
Installer/Technician.....\$ 28.50 15.92

Low voltage construction, installation, maintenance and removal of teledata facilities (voice, data, and video) including outside plant, telephone and data inside wire, interconnect, terminal equipment, central offices, PABX, fiber optic cable and equipment, micro waves, V-SAT, bypass, CATV, WAN (wide area networks), LAN (local area networks), and ISDN (integrated systems digital network).

ELEC0127-002 06/01/2021

KENOSHA COUNTY

Rates Fringes

Electricians:.....\$ 43.16 30%+12.70

ELEC0158-002 05/30/2021

BROWN, DOOR, KEWAUNEE, MANITOWOC (except Schleswig), MARINETTE(Wausaukee and area South thereof), OCONTO, MENOMINEE (East of a line 6 miles West of the West boundary of Oconto County), SHAWANO (Except Area North of Townships of Aniwa and Hutchins) COUNTIES

Rates Fringes

ELECTRICIAN.....\$ 36.14 29.75%+10.26

ELEC0159-003 05/30/2021

COLUMBIA, DANE, DODGE (Area West of Hwy 26, except Chester and Emmet Townships), GREEN, LAKE (except Townships of Berlin, Seneca, and St. Marie), IOWA, MARQUETTE (except Townships of Neshkoka, Crystal Lake, Newton, and Springfield), and SAUK COUNTIES

Rates Fringes

ELECTRICIAN.....\$ 43.38 23.13

ELEC0219-004 06/01/2019

FLORENCE COUNTY (Townships of Aurora, Commonwealth, Fern, Florence and Homestead) AND MARINETTE COUNTY (Township of Niagara)

Rates Fringes

Electricians:
Electrical contracts over

\$180,000.....	\$ 33.94	21.80
Electrical contracts under		
\$180,000.....	\$ 31.75	21.73

ELEC0242-005 05/30/2021

DOUGLAS COUNTY

	Rates	Fringes
Electricians:.....	\$ 41.37	69.25%

ELEC0388-002 05/30/2021

ADAMS, CLARK (Colby, Freemont, Lynn, Mayville, Sherman, Sherwood, Unity), FOREST, JUNEAU, LANGLADE, LINCOLN, MARATHON, MARINETTE (Beecher, Dunbar, Goodman & Pembine), MENOMINEE (Area West of a line 6 miles West of the West boundary of Oconto County), ONEIDA, PORTAGE, SHAWANO (Aniwa and Hutchins), VILAS AND WOOD COUNTIES

	Rates	Fringes
Electricians:.....	\$ 36.22	26%+11.24

ELEC0430-002 06/01/2021

RACINE COUNTY (Except Burlington Township)

	Rates	Fringes
Electricians:.....	\$ 43.45	24.89

ELEC0494-005 06/01/2021

MILWAUKEE, OZAUKEE, WASHINGTON, AND WAUKESHA COUNTIES

	Rates	Fringes
Electricians:.....	\$ 44.39	25.67

ELEC0494-006 06/01/2021

CALUMET (Township of New Holstein), DODGE (East of Hwy 26 including Chester Township), FOND DU LAC, MANITOWOC (Schleswig), and SHEBOYGAN COUNTIES

	Rates	Fringes
Electricians:.....	\$ 37.91	22.74

ELEC0494-013 06/01/2021

DODGE (East of Hwy 26 including Chester Twp, excluding Emmet Twp), FOND DU LAC (Except Waupun), MILWAUKEE, OZAUKEE, MANITOWOC (Schleswig), WASHINGTON, AND WAUKESHA COUNTIES

	Rates	Fringes
Sound & Communications		
Installer.....	\$ 22.39	18.80
Technician.....	\$ 32.49	20.26

Installation, testing, maintenance, operation and servicing of all sound, intercom, telephone interconnect, closed circuit TV systems, radio systems, background music systems, language laboratories, electronic carillon, antenna distribution systems, clock and program systems and low-voltage systems such as visual nurse call, audio/visual nurse call systems, doctors entrance register systems. Includes all wire and cable carrying audio, visual, data, light and radio frequency signals. Includes the installation of conduit, wiremold, or raceways in existing structures that have been occupied for six months or more where required for the protection of the wire or cable, but does not mean a complete conduit or raceway system. work covered does not include the installation of conduit, wiremold or any raceways in any new construction, or the installation of power supply outlets by means of which external electric power is supplied to any of the foregoing equipment or products

 ELEC0577-003 06/01/2021

CALUMET (except Township of New Holstein), GREEN LAKE (N. part including Townships of Berlin, St Marie, and Seneca), MARQUETTE (N. part including Townships of Crystal Lake, Neshkoro, Newton, and Springfield), OUTAGAMIE, WAUPACA, WAUSHARA, AND WINNEBAGO COUNTIES

	Rates	Fringes
Electricians:.....	\$ 35.66	29.50%+10.00

 ELEC0890-003 06/01/2021

DODGE (Emmet Township only), GREEN, JEFFERSON, LAFAYETTE, RACINE (Burlington Township), ROCK AND WALWORTH COUNTIES

	Rates	Fringes
Electricians:.....	\$ 39.00	25.95%+11.17

 ELEC0953-001 06/02/2019

	Rates	Fringes
Line Construction:		
(1) Lineman.....	\$ 47.53	21.43
(2) Heavy Equipment Operator.....	\$ 42.78	19.80
(3) Equipment Operator.....	\$ 38.02	18.40
(4) Heavy Groundman Driver..	\$ 33.27	16.88
(5) Light Groundman Driver..	\$ 30.89	16.11
(6) Groundsman.....	\$ 26.14	14.60

 ENGI0139-005 06/07/2021

	Rates	Fringes
Power Equipment Operator		
Group 1.....	\$ 42.62	24.75
Group 2.....	\$ 42.62	24.75
Group 3.....	\$ 41.62	24.75

Group 4.....	\$ 41.36	24.75
Group 5.....	\$ 41.07	24.75
Group 6.....	\$ 35.17	24.75

HAZARDOUS WASTE PREMIUMS:

EPA Level "A" protection - \$3.00 per hour
 EPA Level "B" protection - \$2.00 per hour
 EPA Level "C" protection - \$1.00 per hour

POWER EQUIPMENT OPERATORS CLASSIFICATIONS

GROUP 1: Cranes, tower cranes, and derricks with or without attachments with a lifting capacity of over 100 tons; or cranes, tower cranes, and derricks with boom, leads and/or jib lengths measuring 176 feet or longer.

GROUP 2: Cranes, tower cranes and derricks with or without attachments with a lifting capacity of 100 tons or less; or cranes, tower cranes, and derricks with boom, leads, and/or jibs lengths measuring 175 feet or under and Backhoes (excavators) weighing 130,000 lbs and over; caisson rigs; pile driver; dredge operator; dredge engineer; Boat Pilot.

GROUP 3: Mechanic or welder - Heavy duty equipment; cranes with a lifting capacity of 25 tons or under; concrete breaker (manual or remote); vibratory/sonic concrete breaker; concrete laser screed; concrete slipform paver; concrete batch plant operator; concrete pvt. spreader - heavy duty (rubber tired); concrete spreader & distributor; automatic subgrader (concrete); concrete grinder & planing machine; concrete slipform curb & gutter machine; slipform concrete placer; tube finisher; hydro blaster (10,000 psi & over); bridge paver; concrete conveyor system; concrete pump; Rotec type Conveyor; stabilizing mixer (self-propelled); shoulder widener; asphalt plant engineer; bituminous paver; bump cutter & grooving machine; milling machine; screed (bituminous paver); asphalt heater, planer & scarifier; Backhoes (excavators) weighing under 130,000 lbs; grader or motor patrol; tractor (scraper, dozer, pusher, loader); scraper - rubber tired (single or twin engine); endloader; hydraulic backhoe (tractor type); trenching machine; skid rigs; tractor, side boom (heavy); drilling or boring machine (mechanical heavy); roller over 5 tons; percussion or rotary drilling machine; air track; blaster; loading machine (conveyor); tugger; boatmen; winches & A-frames; post driver; material hoist.

GROUP 4: Greaser, roller steel (5 tons or less); roller (pneumatic tired) - self propelled; tractor (mounted or towed compactors & light equipment); shouldering machine; self-propelled chip spreader; concrete spreader; finishing machine; mechanical float; curing machine; power subgrader; joint sawer (multiple blade) belting machine; burlap machine; texturing machine; tractor endloader (rubber tired) - light; jeep digger; forklift; mulcher; launch operator; fireman, environmental burner

GROUP 5: Air compressor; power pack; vibrator hammer and extractor; heavy equipment, leadman; tank car heaters; stump chipper; curb machine operator; Concrete proportioning plants; generators; mudjack operator; rock breaker; crusher or screening plant; screed (milling machine); automatic belt conveyor and surge bin; pug mill operator; Oiler, pump (over 3 inches); Drilling Machine Tender, day light machine

GROUP 6: Off-road material hauler with or without ejector.

IRON0008-002 06/01/2021

BROWN, CALUMET, DOOR, FOND DU LAC, KEWAUNEE, MANITOWOC,
MARINETTE, OCONTO, OUTAGAMI, SHAWANO, SHEBOYGAN, AND WINNEBAGO
COUNTIES:

	Rates	Fringes
IRONWORKER.....	\$ 38.77	28.15

Paid Holidays: New Year's Day, Memorial Day, July 4th, Labor
Day, Thanksgiving Day & Christmas Day.

IRON0008-003 06/01/2021

KENOSHA, MILWAUKEE, OZAUKEE, RACINE, WALWORTH (N.E. 2/3),
WASHINGTON, AND WAUKESHA COUNTIES

	Rates	Fringes
IRONWORKER.....	\$ 40.57	28.40

Paid Holidays: New Year's Day, Memorial Day, July 4th, Labor
Day, Thanksgiving Day & Christmas Day.

IRON0383-001 06/06/2021

ADAMS, COLUMBIA, CRAWFORD, DANE, DODGE, FLORENCE, FOREST,
GRANT, GREENE, (Excluding S.E. tip), GREEN LAKE, IOWA,
JEFFERSON, JUNEAU, LA CROSSE, LAFAYETTE, LANGLADE, MARATHON,
MARQUETTE, MENOMINEE, MONROE, PORTAGE, RICHLAND, ROCK (Northern
area, vicinity of Edgerton and Milton), SAUK, VERNON, WAUPACA,
WAUSHARA, AND WOOD COUNTIES

	Rates	Fringes
IRONWORKER.....	\$ 37.75	27.06

IRON0498-005 06/01/2021

GREEN (S.E. 1/3), ROCK (South of Edgerton and Milton), and
WALWORTH (S.W. 1/3) COUNTIES:

	Rates	Fringes
IRONWORKER.....	\$ 41.37	44.41

IRON0512-008 06/03/2019

BARRON, BUFFALO, CHIPPEWA, CLARK, DUNN, EAU CLAIRE, JACKSON,
PEPIN, PIERCE, POLK, RUSK, ST CROIX, TAYLOR, AND TREMPLEAU
COUNTIES

	Rates	Fringes
--	-------	---------

IRONWORKER.....\$ 37.60 29.40

IRON0512-021 05/03/2021

ASHLAND, BAYFIELD, BURNETT, DOUGLAS, IRON, LINCOLN, ONEIDA,
PRICE, SAWYER, VILAS AND WASHBURN COUNTIES

	Rates	Fringes
IRONWORKER.....	\$ 35.09	31.80

LAB00113-002 06/01/2021

MILWAUKEE AND WAUKESHA COUNTIES

	Rates	Fringes
LABORER		
Group 1.....	\$ 31.40	22.26
Group 2.....	\$ 31.55	22.26
Group 3.....	\$ 31.75	22.26
Group 4.....	\$ 31.90	22.26
Group 5.....	\$ 32.05	22.26
Group 6.....	\$ 27.89	22.26

LABORERS CLASSIFICATIONS

GROUP 1: General Laborer; Tree Trimmer; Conduit Layer; Demolition and Wrecking Laborer; Guard Rail, Fence, and Bridge Builder; Landscaper; Multiplate Culvert Assembler; Stone Handler; Bituminous Worker (Shoveler, Loader, and Utility Man); Batch Truck Dumper or Cement Handler; Bituminous Worker (Dumper, Ironer, Smoother, and Tamper); Concrete Handler

GROUP 2: Air Tool Operator; Joint Sawyer and Filler (Pavement); Vibrator or Tamper Operator (Mechanical Hand Operated); Chain Saw Operator; Demolition Burning Torch Laborer

GROUP 3: Bituminous Worker (Raker and Luteman); Formsetter (Curb, Sidewalk, and Pavement); Strike Off Man

GROUP 4: Line and Grade Specialist

GROUP 5: Blaster and Powderman

GROUP 6: Flagperson; traffic control person

LAB00113-003 06/01/2021

OZAUKEE AND WASHINGTON COUNTIES

	Rates	Fringes
LABORER		
Group 1.....	\$ 30.65	22.26
Group 2.....	\$ 30.75	22.26
Group 3.....	\$ 30.80	22.26
Group 4.....	\$ 31.00	22.26
Group 5.....	\$ 30.85	22.26
Group 6.....	\$ 27.74	22.26

LABORERS CLASSIFICATIONS

GROUP 1: General Laborer; Tree Trimmer; Conduit Layer; Demolition and Wrecking Laborer; Guard Rail, Fence, and Bridge Builder; Landscaper; Multiplate Culvert Assembler; Stone Handler; Bituminous Worker (Shoveler, Loader, and Utility Man); Batch Truck Dumper or Cement Handler; Bituminous Worker (Dumper, Ironer, Smoother, and Tamper); Concrete Handler

GROUP 2: Air Tool Operator; Joint Sawyer and Filler (Pavement); Vibrator or Tamper Operator (Mechanical Hand Operated);

GROUP 3: Bituminous Worker (Raker and Luteman); Formsetter (Curb, Sidewalk, and Pavement); Strike Off Man

GROUP 4: Line and Grade Specialist

GROUP 5: Blaster; powderman

GROUP 6: Flagperson and Traffic Control Person

LAB00113-011 06/01/2021

KENOSHA AND RACINE COUNTIES

	Rates	Fringes
LABORER		
Group 1.....	\$ 30.46	22.26
Group 2.....	\$ 30.61	22.26
Group 3.....	\$ 30.81	22.26
Group 4.....	\$ 30.78	22.26
Group 5.....	\$ 31.11	22.26
Group 6.....	\$ 27.60	22.26

LABORERS CLASSIFICATIONS:

GROUP 1: General laborer; Tree Trimmer; Conduit Layer; Demolition and Wrecking Laborer; Guard Rail, Fence, and Bridge Builder; Landscaper; Multiplate Culvert Assembler; Stone Handler; Bituminous Worker (Shoveler, Loader, and Utility Man); Batch Truck Dumper or Cement Handler; Bituminous worker (Dumper, Ironer, Smoother, and Tamper); Concrete Handler

GROUP 2: Air Tool Operator; Joint Sawyer and Filler (Pavement); Vibrator or Tamper Operator (Mechanical Hand Operated); Chain Saw Operator; Demolition Burning Torch Laborer

GROUP 3: Bituminous Worker (Raker and Luteman); Formsetter (Curb, Sidewalk, and Pavement); Strike Off Man

GROUP 4: Line and Grade Specialist

GROUP 5: Blaster and Powderman

GROUP 6: Flagman; traffic control person

LAB00140-002 06/01/2020

ADAMS, ASHLAND, BARRON, BAYFIELD, BROWN, BUFFALO, BURNETT, CALUMET, CHIPPEWA, CLARK, COLUMBIA, CRAWFORD, DODGE, DOOR, DOUGLAS, DUNN, EAU CLAIRE, FLORENCE, FOND DU LAC, FOREST, GRANT, GREEN, GREEN LAKE, IRON, JACKSON, JUNEAU, IOWA, JEFFERSON, KEWAUNEE, LA CROSSE, LAFAYETTE, LANGLADE, LINCOLN, MANITOWOC, MARATHON, MARINETTE, MARQUETTE, MENOMINEE, MONROE, OCONTO, ONEIDA, OUTAGAMIE, PEPIN, PIERCE, POLK, PORTAGE, PRICE, RICHLAND, ROCK, RUSK, SAUK, SAWYER, SHAWANO, SHEBOYGAN, ST. CROIX, TAYLOR, TREMPLEAU, VERNON, VILLAS, WALWORTH, WASHBURN, WAUPACA, WAUSHARA, WINNEBAGO, AND WOOD COUNTIES

	Rates	Fringes
LABORER		
Group 1.....	\$ 33.72	17.95
Group 2.....	\$ 33.82	17.95
Group 3.....	\$ 33.87	17.95
Group 4.....	\$ 34.07	17.95
Group 5.....	\$ 33.92	17.95
Group 6.....	\$ 30.35	17.95

LABORER CLASSIFICATIONS

GROUP 1: General Laborer; Tree Trimmer; Conduit Layer; Demolition and Wrecking Laborer; Guard Rail, Fence, and Bridge Builder; Landscaper; Multiplate Culvert Assembler; Stone Handler; Bituminous Worker (Shoveler, Loader, and Utility Man); Batch Truck Dumper or Cement Handler; Bituminous Worker (Dumper, Ironer, Smoother and Tamper); Concrete Handler

GROUP 2: Air Tool Operator; Joint Sawyer and Filler (Pavement); Vibrator or Tamper Operator (Mechanical Hand Operated); Chain Saw Operator, Demolition Burning Torch Laborer

GROUP 3: Bituminous Worker (Raker and Luteman); Formsetter (Curb, Sidewalk and Pavement); Strike Off Man

GROUP 4: Line and Grade Specialist

GROUP 5: Blaster; powderman

GROUP 6: Flagperson; Traffic Control

LAB00464-003 06/01/2020

DANE COUNTY

	Rates	Fringes
LABORER		
Group 1.....	\$ 34.00	17.95
Group 2.....	\$ 34.10	17.95
Group 3.....	\$ 34.15	17.95
Group 4.....	\$ 34.35	17.95
Group 5.....	\$ 34.20	17.95
Group 6.....	\$ 30.35	17.95

LABORERS CLASSIFICATIONS:

GROUP 1: General Laborer; Tree Trimmer; Conduit Layer;

Demolition and Wrecking Laborer; Guard Rail, Fence, and Bridge Builder; Landscaper; Multiplate Culvert Assembler; Stone Handler; Bituminous Worker (Shoveler, Loader, and Utility Man); Batch Truck Dumper or Cement Handler; Bituminous Worker (Dumper, Ironer, Smoother, and Tamper); Concrete Handler

GROUP 2: Air Tool Operator; Joint Sawyer and Filler (Pavement); Vibrator or Tamper Operator (Mechanical Hand Operated); Chain Saw Operator; Demolition Burning Torch Laborer

GROUP 3: Bituminous Worker (Raker and Luteman); Formsetter (Curb, Sidewalk, and Pavement); Strike Off Man

GROUP 4: Line and Grade Specialist

GROUP 5: Blaster; Powderman

GROUP 6: Flagperson and Traffic Control Person

 PAIN0106-008 05/01/2017

ASHLAND, BAYFIELD, BURNETT, AND DOUGLAS COUNTIES

	Rates	Fringes
Painters:		
New:		
Brush, Roller.....	\$ 30.33	17.27
Spray, Sandblast, Steel....	\$ 30.93	17.27
Repaint:		
Brush, Roller.....	\$ 28.83	17.27
Spray, Sandblast, Steel....	\$ 29.43	17.27

 PAIN0108-002 06/01/2021

RACINE COUNTY

	Rates	Fringes
Painters:		
Brush, Roller.....	\$ 36.08	20.36
Spray & Sandblast.....	\$ 37.52	23.27

 PAIN0259-002 05/01/2008

BARRON, CHIPPEWA, DUNN, EAU CLAIRE, PEPIN, PIERCE, POLK, RUSK, SAWYER, ST. CROIX, AND WASHBURN COUNTIES

	Rates	Fringes
PAINTER.....	\$ 24.11	12.15

 PAIN0259-004 05/01/2015

BUFFALO, CRAWFORD, JACKSON, LA CROSSE, MONROE, TREMPLEAU, AND VERNON COUNTIES

	Rates	Fringes
PAINTER.....	\$ 22.03	12.45

PAIN0781-002 06/01/2021

JEFFERSON, MILWAUKEE, OZAUKEE, WASHINGTON, AND WAUKESHA COUNTIES

	Rates	Fringes
Painters:		
Bridge.....	\$ 36.70	24.50
Brush.....	\$ 35.95	24.50
Spray & Sandblast.....	\$ 36.70	24.50

PAIN0802-002 06/01/2021

COLUMBIA, DANE, DODGE, GRANT, GREEN, IOWA, LAFAYETTE, RICHLAND,
ROCK, AND SAUK COUNTIES

	Rates	Fringes
PAINTER		
Brush.....	\$ 29.98	18.78

PREMIUM PAY:
Structural Steel, Spray, Bridges = \$1.00 additional per
hour.

PAIN0802-003 06/01/2021

ADAMS, BROWN, CALUMET, CLARK, DOOR, FOND DU LAC, FOREST, GREEN
LAKE, IRON, JUNEAU, KEWAUNEE, LANGLADE, LINCOLN, MANITOWOC,
MARATHON, MARINETTE, MARQUETTE, MENOMINEE, OCONTO, ONEIDA,
OUTAGAMIE, PORTAGE, PRICE, SHAWANO, SHEBOYGAN, TAYLOR, VILAS,
WAUSHARA, WAUPACA, WINNEBAGO, AND WOOD COUNTIES

	Rates	Fringes
PAINTER.....	\$ 29.98	18.78

PAIN0934-001 06/01/2021

KENOSHA AND WALWORTH COUNTIES

	Rates	Fringes
Painters:		
Brush.....	\$ 36.52	23.27
Spray.....	\$ 37.52	23.27
Structural Steel.....	\$ 36.67	23.27

PAIN1011-002 06/06/2021

FLORENCE COUNTY

	Rates	Fringes
Painters:.....	\$ 26.71	14.38

PLAS0599-010 06/01/2017

	Rates	Fringes
CEMENT MASON/CONCRETE FINISHER		

Area 1.....	\$ 39.46	17.17
Area 2 (BAC).....	\$ 35.07	19.75
Area 3.....	\$ 35.61	19.40
Area 4.....	\$ 34.70	20.51
Area 5.....	\$ 36.27	18.73
Area 6.....	\$ 32.02	22.99

AREA DESCRIPTIONS

AREA 1: BAYFIELD, DOUGLAS, PRICE, SAWYER, AND WASHBURN COUNTIES

AREA 2: ADAMS, ASHLAND, BARRON, BROWN, BURNETT, CALUMET, CHIPPEWA, CLARK, COLUMBIA, DODGE, DOOR, DUNN, FLORENCE, FOND DU LAC, FOREST, GREEN LAKE, IRON, JEFFERSON, KEWAUNEE, LANGLADE, LINCOLN, MANITOWOC, MARATHON, MARINETTE, MARQUETTE, MENOMINEE, OCONTO, ONEIDA, OUTAGAMIE, POLK, PORTAGE, RUSK, ST CROIX, SAUK, SHAWANO, SHEBOYGAN, TAYLOR, VILAS, WALWORTH, WAUPACA, WAUSHARA, WINNEBAGO, AND WOOD COUNTIES

AREA 3: BUFFALO, CRAWFORD, EAU CLAIRE, JACKSON, JUNEAU, LA CROSSE MONROE, PEPIN, PIERCE, RICHLAND, TREMPLEAU, AND VERNON COUNTIES

AREA 4: MILWAUKEE, OZAUKEE, WASHINGTON, AND WAUKESHA COUNTIES

AREA 5: DANE, GRANT, GREEN, IOWA, LAFAYETTE, AND ROCK COUNTIES

AREA 6: KENOSHA AND RACINE COUNTIES

TEAM0039-001 06/01/2021

	Rates	Fringes
TRUCK DRIVER		
1 & 2 Axles.....	\$ 32.57	23.81
3 or more Axles; Euclids, Dumpton & Articulated, Truck Mechanic.....	\$ 32.72	23.81

WELL DRILLER.....	\$ 16.52	3.70

WELDERS - Receive rate prescribed for craft performing operation to which welding is incidental.

=====
Note: Executive Order (EO) 13706, Establishing Paid Sick Leave for Federal Contractors applies to all contracts subject to the Davis-Bacon Act for which the contract is awarded (and any solicitation was issued) on or after January 1, 2017. If this contract is covered by the EO, the contractor must provide employees with 1 hour of paid sick leave for every 30 hours they work, up to 56 hours of paid sick leave each year. Employees must be permitted to use paid sick leave for their own illness, injury or other health-related needs, including preventive care; to assist a family member (or person who is like family to the employee) who is ill, injured, or has other health-related needs, including preventive care; or for reasons resulting from, or to assist a family member (or person who is

like family to the employee) who is a victim of, domestic violence, sexual assault, or stalking. Additional information on contractor requirements and worker protections under the EO is available at <https://www.dol.gov/agencies/whd/government-contracts>.

Unlisted classifications needed for work not included within the scope of the classifications listed may be added after award only as provided in the labor standards contract clauses (29CFR 5.5 (a) (1) (ii)).

The body of each wage determination lists the classification and wage rates that have been found to be prevailing for the cited type(s) of construction in the area covered by the wage determination. The classifications are listed in alphabetical order of ""identifiers"" that indicate whether the particular rate is a union rate (current union negotiated rate for local), a survey rate (weighted average rate) or a union average rate (weighted union average rate).

Union Rate Identifiers

A four letter classification abbreviation identifier enclosed in dotted lines beginning with characters other than ""SU"" or ""UAVG"" denotes that the union classification and rate were prevailing for that classification in the survey. Example: PLUM0198-005 07/01/2014. PLUM is an abbreviation identifier of the union which prevailed in the survey for this classification, which in this example would be Plumbers. 0198 indicates the local union number or district council number where applicable, i.e., Plumbers Local 0198. The next number, 005 in the example, is an internal number used in processing the wage determination. 07/01/2014 is the effective date of the most current negotiated rate, which in this example is July 1, 2014.

Union prevailing wage rates are updated to reflect all rate changes in the collective bargaining agreement (CBA) governing this classification and rate.

Survey Rate Identifiers

Classifications listed under the ""SU"" identifier indicate that no one rate prevailed for this classification in the survey and the published rate is derived by computing a weighted average rate based on all the rates reported in the survey for that classification. As this weighted average rate includes all rates reported in the survey, it may include both union and non-union rates. Example: SULA2012-007 5/13/2014. SU indicates the rates are survey rates based on a weighted average calculation of rates and are not majority rates. LA indicates the State of Louisiana. 2012 is the year of survey on which these classifications and rates are based. The next number, 007 in the example, is an internal number used in producing the wage determination. 5/13/2014 indicates the survey completion date for the classifications and rates under that identifier.

Survey wage rates are not updated and remain in effect until a new survey is conducted.

Union Average Rate Identifiers

Classification(s) listed under the UAVG identifier indicate that no single majority rate prevailed for those classifications; however, 100% of the data reported for the classifications was union data. EXAMPLE: UAVG-OH-0010 08/29/2014. UAVG indicates that the rate is a weighted union average rate. OH indicates the state. The next number, 0010 in the example, is an internal number used in producing the wage determination. 08/29/2014 indicates the survey completion date for the classifications and rates under that identifier.

A UAVG rate will be updated once a year, usually in January of each year, to reflect a weighted average of the current negotiated/CBA rate of the union locals from which the rate is based.

WAGE DETERMINATION APPEALS PROCESS

1.) Has there been an initial decision in the matter? This can be:

- * an existing published wage determination
- * a survey underlying a wage determination
- * a Wage and Hour Division letter setting forth a position on a wage determination matter
- * a conformance (additional classification and rate) ruling

On survey related matters, initial contact, including requests for summaries of surveys, should be with the Wage and Hour National Office because National Office has responsibility for the Davis-Bacon survey program. If the response from this initial contact is not satisfactory, then the process described in 2.) and 3.) should be followed.

With regard to any other matter not yet ripe for the formal process described here, initial contact should be with the Branch of Construction Wage Determinations. Write to:

Branch of Construction Wage Determinations
Wage and Hour Division
U.S. Department of Labor
200 Constitution Avenue, N.W.
Washington, DC 20210

2.) If the answer to the question in 1.) is yes, then an interested party (those affected by the action) can request review and reconsideration from the Wage and Hour Administrator (See 29 CFR Part 1.8 and 29 CFR Part 7). Write to:

Wage and Hour Administrator
U.S. Department of Labor
200 Constitution Avenue, N.W.
Washington, DC 20210

The request should be accompanied by a full statement of the interested party's position and by any information (wage payment data, project description, area practice material, etc.) that the requestor considers relevant to the issue.

3.) If the decision of the Administrator is not favorable, an interested party may appeal directly to the Administrative

Review Board (formerly the Wage Appeals Board). Write to:

Administrative Review Board
U.S. Department of Labor
200 Constitution Avenue, N.W.
Washington, DC 20210

4.) All decisions by the Administrative Review Board are final.

=====

END OF GENERAL DECISIO"

"General Decision Number: WI20220008 03/18/2022

Superseded General Decision Number: WI20210008

State: Wisconsin

Construction Types: Heavy (Sewer and Water Line and Tunnel)

Counties: Wisconsin Statewide.

TUNNEL, SEWER & WATER LINE CONSTRUCTION PROJECTS

Note: Contracts subject to the Davis-Bacon Act are generally required to pay at least the applicable minimum wage rate required under Executive Order 14026 or Executive Order 13658. Please note that these Executive Orders apply to covered contracts entered into by the federal government that are subject to the Davis-Bacon Act itself, but do not apply to contracts subject only to the Davis-Bacon Related Acts, including those set forth at 29 CFR 5.1(a)(2)-(60).

If the contract is entered into on or after January 30, 2022, or the contract is renewed or extended (e.g., an option is exercised) on or after January 30, 2022:	. Executive Order 14026 generally applies to the contract. . The contractor must pay all covered workers at least \$15.00 per hour (or the applicable wage rate listed on this wage determination, if it is higher) for all hours spent performing on the contract in 2022.
If the contract was awarded on or between January 1, 2015 and January 29, 2022, and the contract is not renewed or extended on or after January 30, 2022:	. Executive Order 13658 generally applies to the contract. . The contractor must pay all covered workers at least \$11.25 per hour (or the applicable wage rate listed on this wage determination, if it is higher) for all hours spent performing on that contract in 2022.

The applicable Executive Order minimum wage rate will be adjusted annually. If this contract is covered by one of the Executive Orders and a classification considered necessary for performance of work on the contract does not appear on this wage determination, the contractor must still submit a conformance request.

Additional information on contractor requirements and worker protections under the Executive Orders is available at <https://www.dol.gov/agencies/whd/government-contracts>.

Modification Number	Publication Date
0	01/07/2022
1	01/21/2022

2	02/04/2022
3	02/25/2022
4	03/11/2022
5	03/18/2022

* BRWI0001-002 06/01/2021

CRAWFORD, JACKSON, JUNEAU, LA CROSSE, MONROE, TREMPLEAU, AND VERNON COUNTIES

	Rates	Fringes
BRICKLAYER.....	\$ 36.81	25.17

* BRWI0002-002 06/01/2021

ASHLAND, BAYFIELD, DOUGLAS, AND IRON COUNTIES

	Rates	Fringes
BRICKLAYER.....	\$ 44.35	23.89

* BRWI0002-005 06/01/2021

ADAMS, ASHLAND, BARRON, BROWN, BURNETT, CALUMET, CHIPPEWA, CLARK, COLUMBIA, DODGE, DOOR, DUNN, FLORENCE, FOND DU LAC, FOREST, GREEN LAKE, IRON, JEFFERSON, KEWAUNEE, LANGLADE, LINCOLN, MANITOWOC, MARATHON, MARINETTE, MARQUETTE, MENOMINEE, OCONTO, ONEIDA, OUTAGAMIE, POLK, PORTAGE, RUSK, ST CROIX, SAUK, SHAWANO, SHEBOYGAN, TAYLOR, VILAS, WALWORTH, WAUPACA, WAUSHARA, WINNEBAGO, AND WOOD COUNTIES

	Rates	Fringes
CEMENT MASON/CONCRETE FINISHER...	\$ 37.73	24.15

* BRWI0003-002 06/01/2021

BROWN, DOOR, FLORENCE, KEWAUNEE, MARINETTE, AND OCONTO COUNTIES

	Rates	Fringes
BRICKLAYER.....	\$ 37.03	24.95

* BRWI0004-002 06/01/2021

KENOSHA, RACINE, AND WALWORTH COUNTIES

	Rates	Fringes
BRICKLAYER.....	\$ 41.30	26.03

* BRWI0006-002 06/01/2021

ADAMS, CLARK, FOREST, LANGLADE, LINCOLN, MARATHON, MENOMINEE, ONEIDA, PORTAGE, PRICE, TAYLOR, VILAS AND WOOD COUNTIES

	Rates	Fringes
BRICKLAYER.....	\$ 37.78	24.20

* BRWI0007-002 06/01/2021

GREEN, LAFAYETTE, AND ROCK COUNTIES

	Rates	Fringes
BRICKLAYER.....	\$ 38.38	25.31

* BRWI0008-002 06/01/2021		

MILWAUKEE, OZAUKEE, WASHINGTON, AND WAUKESHA COUNTIES

	Rates	Fringes
BRICKLAYER.....	\$ 42.38	24.64

* BRWI0009-001 06/01/2021		

GREEN LAKE, MARQUETTE, OUTAGAMIE, SHAWANO, WAUPACA, WASHARA,
AND WINNEBAGO COUNTIES

	Rates	Fringes
BRICKLAYER.....	\$ 37.03	24.95

* BRWI0011-002 06/01/2021		

CALUMET, FOND DU LAC, MANITOWOC, AND SHEBOYGAN COUNTIES

	Rates	Fringes
BRICKLAYER.....	\$ 37.03	24.95

* BRWI0013-002 06/01/2021		

DANE, GRANT, IOWA, AND RICHLAND COUNTIES

	Rates	Fringes
BRICKLAYER.....	\$ 38.53	25.16

* BRWI0019-002 06/01/2021		

BARRON, BUFFALO, BURNETT, CHIPPEWA, DUNN, EAU CLAIRE, PEPIN,
PIERCE, POLK, RUSK, ST. CROIX, SAWYER AND WASHBURN COUNTIES

	Rates	Fringes
BRICKLAYER.....	\$ 36.31	25.67

* BRWI0021-002 06/01/2021		

DODGE AND JEFFERSON COUNTIES

	Rates	Fringes
BRICKLAYER.....	\$ 37.75	25.92

* BRWI0034-002 06/01/2021		

COLUMBIA AND SAUK COUNTIES

	Rates	Fringes
--	-------	---------

BRICKLAYER.....\$ 38.53 25.16

CARP0087-001 05/01/2016

BURNETT (W. of Hwy 48), PIERCE (W. of Hwy 29), POLK (W. of Hwys 35, 48 & 65), AND ST. CROIX (W. of Hwy 65) COUNTIES

Rates Fringes

Carpenter & Piledrivermen.....\$ 36.85 18.39

CARP0252-002 06/01/2016

ADAMS, BARRON, BAYFIELD (Eastern 2/3), BROWN, BUFFALO, BURNETT (E. of Hwy 48), CALUMET, CHIPPEWA, CLARK, COLUMBIA, CRAWFORD, DANE, DODGE, DOOR, DUNN, EAU CLAIRE, FLORENCE (except area bordering Michigan State Line), FOND DU LAC, FOREST, GRANT, GREEN, GREEN LAKE, IOWA, IRON, JACKSON, JEFFERSON, JUNEAU, KEWAUNEE, LA CROSSE, LAFAYETTE, LANGLADE, LINCOLN, MANITOWOC, MARATHON, MARINETTE (except N.E. corner), MARQUETTE, MENOMINEE, MONROE, OCONTO, ONEIDA, OUTAGAMIE, PEPIN, PIERCE (E. of Hwys 29 & 65), POLK (E. of Hwys 35, 48 & 65), PORTAGE, PRICE, RICHLAND, ROCK, RUSK, SAUK, SAWYER, SHAWANO, SHEBOYGAN, ST CROIX (E. of Hwy 65), TAYLOR, TREMPLEAU, VERNON, VILAS, WALWORTH, WASHBURN, WAUPACA, WAUSHARA, WINNEBAGO, AND WOOD COUNTIES

Rates Fringes

CARPENTER

CARPENTER.....\$ 33.56 18.00
MILLWRIGHT.....\$ 35.08 18.35
PILEDRIVER.....\$ 34.12 18.00

CARP0252-010 06/01/2016

ASHLAND COUNTY

Rates Fringes

Carpenters

Carpenter.....\$ 33.56 18.00
Millwright.....\$ 35.08 18.35
Pile Driver.....\$ 34.12 18.00

CARP0264-003 06/01/2016

KENOSHA, MILWAUKEE, OZAUKEE, RACINE, WAUKESHA, AND WASHINGTON COUNTIES

Rates Fringes

CARPENTER.....\$ 35.78 22.11

CARP0361-004 05/01/2018

BAYFIELD (West of Hwy 63) AND DOUGLAS COUNTIES

Rates Fringes

CARPENTER.....\$ 36.15 20.43

CARP2337-001 06/01/2016

ZONE A: MILWAUKEE, OZAUKEE, WAUKESHA AND WASHINGTON

ZONE B: KENOSHA & RACINE

	Rates	Fringes
PILEDRIVERMAN		
Zone A.....	\$ 31.03	22.69
Zone B.....	\$ 31.03	22.69

CARP2337-003 06/01/2019

	Rates	Fringes
MILLWRIGHT		
Zone A.....	\$ 33.58	21.53
Zone B.....	\$ 33.58	21.53

ZONE DEFINITIONS

ZONE A: MILWAUKEE, OZAUKEE, WAUKESHA AND WASHINGTON COUNTIES

ZONE B: KENOSHA & RACINE COUNTIES

ELEC0014-002 12/26/2021

ASHLAND, BARRON, BAYFIELD, BUFFALO, BURNETT, CHIPPEWA, CLARK (except Maryville, Colby, Unity, Sherman, Fremont, Lynn & Sherwood), CRAWFORD, DUNN, EAU CLAIRE, GRANT, IRON, JACKSON, LA CROSSE, MONROE, PEPIN, PIERCE, POLK, PRICE, RICHLAND, RUSK, ST CROIX, SAWYER, TAYLOR, TREMPLEAU, VERNON, AND WASHBURN COUNTIES

	Rates	Fringes
Electricians:.....	\$ 37.83	21.89

ELEC0127-002 06/01/2021

KENOSHA COUNTY

	Rates	Fringes
Electricians:.....	\$ 43.16	30%+12.70

ELEC0158-002 05/30/2021

BROWN, DOOR, KEWAUNEE, MANITOWOC (except Schleswig), MARINETTE(Wausaukee and area South thereof), OCONTO, MENOMINEE (East of a line 6 miles West of the West boundary of Oconto County), SHAWANO (Except Area North of Townships of Aniwa and Hutchins) COUNTIES

	Rates	Fringes
ELECTRICIAN.....	\$ 36.14	29.75%+10.26

ELEC0159-003 05/30/2021

COLUMBIA, DANE, DODGE (Area West of Hwy 26, except Chester and Emmet Townships), GREEN, LAKE (except Townships of Berlin, Seneca, and St. Marie), IOWA, MARQUETTE (except Townships of Neshkoka, Crystal Lake, Newton, and Springfield), and SAUK COUNTIES

	Rates	Fringes
ELECTRICIAN.....	\$ 43.38	23.13

ELEC0219-004 06/01/2019		

FLORENCE COUNTY (Townships of Aurora, Commonwealth, Fern, Florence and Homestead) AND MARINETTE COUNTY (Township of Niagara)

	Rates	Fringes
Electricians:		
Electrical contracts over		
\$180,000.....	\$ 33.94	21.80
Electrical contracts under		
\$180,000.....	\$ 31.75	21.73

ELEC0242-005 05/30/2021		

DOUGLAS COUNTY

	Rates	Fringes
Electricians:.....	\$ 41.37	69.25%

ELEC0388-002 05/30/2021		

ADAMS, CLARK (Colby, Freemont, Lynn, Mayville, Sherman, Sherwood, Unity), FOREST, JUNEAU, LANGLADE, LINCOLN, MARATHON, MARINETTE (Beecher, Dunbar, Goodman & Pembine), MENOMINEE (Area West of a line 6 miles West of the West boundary of Oconto County), ONEIDA, PORTAGE, SHAWANO (Aniwa and Hutchins), VILAS AND WOOD COUNTIES

	Rates	Fringes
Electricians:.....	\$ 36.22	26%+11.24

ELEC0430-002 06/01/2021		

RACINE COUNTY (Except Burlington Township)

	Rates	Fringes
Electricians:.....	\$ 43.45	24.89

ELEC0494-005 06/01/2021		

MILWAUKEE, OZAUKEE, WASHINGTON, AND WAUKESHA COUNTIES

	Rates	Fringes
Electricians:.....	\$ 44.39	25.67

ELEC0494-006 06/01/2021		

CALUMET (Township of New Holstein), DODGE (East of Hwy 26 including Chester Township), FOND DU LAC, MANITOWOC (Schleswig), and SHEBOYGAN COUNTIES

	Rates	Fringes
Electricians:.....	\$ 37.91	22.74

ELEC0577-003 06/01/2021		

CALUMET (except Township of New Holstein), GREEN LAKE (N. part including Townships of Berlin, St Marie, and Seneca), MARQUETTE (N. part including Townships of Crystal Lake, Neshkoro, Newton, and Springfield), OUTAGAMIE, WAUPACA, WAUSHARA, AND WINNEBAGO COUNTIES

	Rates	Fringes
Electricians:.....	\$ 35.66	29.50%+10.00

ELEC0890-003 06/01/2021		

DODGE (Emmet Township only), GREEN, JEFFERSON, LAFAYETTE, RACINE (Burlington Township), ROCK AND WALWORTH COUNTIES

	Rates	Fringes
Electricians:.....	\$ 39.00	25.95%+11.17

ENGI0139-003 06/06/2021		

REMAINING COUNTIES

	Rates	Fringes
Power Equipment Operator		
Group 1.....	\$ 44.27	23.80
Group 2.....	\$ 43.02	23.80
Group 3.....	\$ 40.97	23.80
Group 4.....	\$ 40.44	23.80
Group 5.....	\$ 38.37	23.80
Group 6.....	\$ 36.84	23.80

HAZARDOUS WASTE PREMIUMS:
 EPA Level "A" Protection: \$3.00 per hour
 EPA Level "B" Protection: \$2.00 per hour
 EPA Level "C" Protection: \$1.00 per hour

POWER EQUIPMENT OPERATORS CLASSIFICATIONS

GROUP 1: Cranes, Tower Cranes and Derricks with or without attachments with a lifting capacity of over 100 tons; Cranes, Tower Cranes, and Derricks with boom, leads and/or jib lengths 176 ft or longer.

GROUP 2: Backhoes (Excavators) weighing 130,00 lbs and over; Cranes, Tower Cranes and Derricks with or without attachments with a lifting capacity of 100 tons or less; Cranes, Tower Cranes, and Derricks with boom, leads, and/or jib lengths 175 ft or less; Caisson Rigs; Pile Driver

GROUP 3: Backhoes (Excavators) weighing under 130,000 lbs; Travelling Crane (bridge type); Milling Machine; Concrete Paver over 27 E; Concrete Spreader and Distributor; Concrete Laser Screed; Concrete Grinder and Planing Machine; Slipform Curb and Gutter Machine; Boring Machine (Directional); Dredge Operator; Skid Rigs; over 46 meter Concrete Pump.

GROUP 4: Hydraulic Backhoe (tractor or truck mounted); Hydraulic Crane, 10 tons or less; Tractor, Bulldozer, or End Loader (over 40 hp); Motor Patrol; Scraper Operator; Bituminous Plant and Paver Operator; Screed-Milling Machine; Roller over 5 tons; Concrete pumps 46 meter and under; Grout Pumps; Rotec type machine; Hydro Blaster, 10,000 psi and over; Rotary Drill Operator; Percussion Drilling Machine; Air Track Drill with or without integral hammer; Blaster; Boring Machine (vertical or horizontal); Side Boom; Trencher, wheel type or chain type having 8 inch or larger bucket; Rail Leveling Machine (Railroad); Tie Placer; Tie Extractor; Tie Tamper; Stone Leveler; Straddle Carrier; Material Hoists; Stack Hoist; Man Hoists; Mechanic and Welder; Off Road Material Haulers.

GROUP 5: Tractor, Bulldozer, or Endloader (under 40 hp); Tampers -Compactors, riding type; Stump Chipper, large; Roller, Rubber Tire; Backfiller; Trencher, chain type (bucket under 8 inch); Concrete Auto Breaker, large; Concrete Finishing Machine (road type); Concrete Batch Hopper; Concrete Conveyor Systems; Concrete Mixers, 14S or over; Pumps, Screw Type and Gypsum); Hydrohammers, small; Brooms and Sweepers; Lift Slab Machine; Roller under 5 tons; Industrial Locomotives; Fireman (Pile Drivers and Derricks); Pumps (well points); Hoists, automatic; A-Frames and Winch Trucks; Hoists (tuggers); Boats (Tug, Safety, Work Barges and Launches); Assistant Engineer

GROUP 6: Shouldering Machine Operator; Farm or Industrial Tractor mounted equipment; Post Hole Digger; Auger (vertical and horizontal); Skid Steer Loader with or without attachments; Robotic Tool Carrier with or without attachments; Power Pack Vibratory/Ultra Sound Driver and Extractor; Fireman (Asphalt Plants); Screed Operator; Stone Crushers and Screening Plants; Air, Electric, Hydraulic Jacks (Slip Form); Prestress Machines; Air Compressor, 400 CFM or over; Refrigeration Plant/Freeze Machine; Boiler Operators (temporary heat); Forklifts; Welding Machines; Generators; Pumps over 3"; Heaters, Mechanical; Combination small equipment operator; Winches, small electric; Oiler; Greaser; Rotary Drill Tender; Conveyor; Elevator Operator

 ENGI0139-007 06/07/2021

DODGE, FOND DU LAC, JEFFERSON, KENOSHA, MILWAUKEE, OZAUKEE, RACINE, SHEBOYGAN, WALWORTH, WASHINGTON, AND WAUKESHA COUNTIES

	Rates	Fringes
Power Equipment Operator		
Group 1.....	\$ 42.54	24.15
Group 2.....	\$ 41.76	24.15
Group 3.....	\$ 40.81	24.15
Group 4.....	\$ 39.76	24.15
Group 5.....	\$ 38.36	24.15

HAZARDOUS WASTE PREMIUMS:

EPA Level "A" Protection: \$3.00 per hour

EPA Level "B" Protection: \$2.00 per hour

EPA Level "C" Protection: \$1.00 per hour

POWER EQUIPMENT OPERATORS CLASSIFICATIONS

GROUP 1: Cranes, Tower Cranes, and Derricks with or without attachments, with a lifting capacity of over 100 tons; or Cranes, Tower Cranes, and Derricks with boom, leads, and/or jib lengths measuring 176 feet or longer; Backhoes (Excavators) 130,000 lbs and over; Caisson Rigs and Pile Drivers

GROUP 2: Cranes, Tower Cranes and Derricks with or without attachments with a lifting capacity of 100 tons or under; or Cranes, Tower Cranes, and Derricks with boom, lead, and/or jib lengths measuring 175 feet or under; Backhoes (Excavators) under 130,000 lbs; Skid Rigs; Dredge Operator; Traveling Crane (Bridge type); Concrete Paver over 27 E; Concrete Spreader and Distributor; Concrete Pumps and Boring Machines (directional)

GROUP 3: Material Hoists; Stack Hoists; Tractor or Truck mounted Hydraulic Backhoe; Tractor or Truck Mounted Hydraulic Crane, 5 tons or under; Manhoist; Tractor over 40 hp; Bulldozer over 40 hp; Endloader over 40 hp; Forklift, 25 ft and over; Motor Patrol; Scraper Operator; Sideboom; Straddle Carrier; Mechanic and Welder; Bituminous Plant and Paver Operator; Roller over 5 tons; Percussion Drill Operator; Rotary Drill Operator; Blaster; Air Track Drill; Trencher (wheel type or chain type having over 8 inch bucket); Elevator; Milling Machine and Boring Machine (horizontal or vertical); Backhoe Mounted Compactor

GROUP 4: Backfiller; Concrete Auto Breaker (large); Concrete Finishing Machine (road type); Roller, Rubber Tire; Concrete Batch Hopper; Concrete Conveyor System; Concrete Mixers (14S or over); Screw type Pumps and Gypsum Pumps; Grout Pumps; Tractor, Bulldozer, End Loader, under 40 hp; Pumps (well points); Trencher (chain type 8 inch or smaller bucket); Industrial Locomotives; Roller under 5 tons; Fireman (Piledrivers and Derricks); Robotic Tool Carrier with or without attachments.

GROUP 5: Hoists (Automatic); Forklift, 12 ft to 25 ft; Tamper-Compactors, riding type; A-Frame and Winch Trucks; Concrete Auto Breaker; Hydrohammer, small; Brooms and Sweepers; Hoist (Tuggers); Stump Chipper, large; Boats (Tug, Safety, Work Barges and Launch); Shouldering Machine Operator; Screed Operator; Farm or Industrial Tractor; Post Hole Digger; Stone Crushers and Screening Plants; Firemen (Asphalt Plants); Air Compressor (400 CFM or over); Augers (vertical and horizontal); Generators, 150 KW and over; Air, Electric Hydraulic Jacks (Slipform); Prestress Machines; Skid Steer Loader with or without attachments; Boiler operators (temporary heat); Forklift, 12 ft and under; Screed Operator Milling Machine; Refrigeration Plant/Freeze Machine; Power Pack Vibratory/Ultra Sound Driver and Extractor; Generators under 150 KW; Combination small equipment operator; Compressors under 400 CFM; Welding Machines; Heaters, Mechanical; Pumps; Winches, Small Electric; Oiler and Greaser; Conveyor; High pressure utility locating machine (daylighting machine).

IRON0008-002 06/01/2021

BROWN, CALUMET, DOOR, FOND DU LAC, KEWAUNEE, MANITOWOC,
MARINETTE, OCONTO, OUTAGAMI, SHAWANO, SHEBOYGAN, AND WINNEBAGO
COUNTIES:

	Rates	Fringes
IRONWORKER.....	\$ 38.77	28.15

Paid Holidays: New Year's Day, Memorial Day, July 4th, Labor
Day, Thanksgiving Day & Christmas Day.

IRON0008-003 06/01/2021

KENOSHA, MILWAUKEE, OZAUKEE, RACINE, WALWORTH (N.E. 2/3),
WASHINGTON, AND WAUKESHA COUNTIES

	Rates	Fringes
IRONWORKER.....	\$ 40.57	28.40

Paid Holidays: New Year's Day, Memorial Day, July 4th, Labor
Day, Thanksgiving Day & Christmas Day.

IRON0383-001 06/06/2021

ADAMS, COLUMBIA, CRAWFORD, DANE, DODGE, FLORENCE, FOREST,
GRANT, GREENE, (Excluding S.E. tip), GREEN LAKE, IOWA,
JEFFERSON, JUNEAU, LA CROSSE, LAFAYETTE, LANGLADE, MARATHON,
MARQUETTE, MENOMINEE, MONROE, PORTAGE, RICHLAND, ROCK (Northern
area, vicinity of Edgerton and Milton), SAUK, VERNON, WAUPACA,
WAUSHARA, AND WOOD COUNTIES

	Rates	Fringes
IRONWORKER.....	\$ 37.75	27.06

IRON0498-005 06/01/2021

GREEN (S.E. 1/3), ROCK (South of Edgerton and Milton), and
WALWORTH (S.W. 1/3) COUNTIES:

	Rates	Fringes
IRONWORKER.....	\$ 41.37	44.41

IRON0512-008 06/03/2019

BARRON, BUFFALO, CHIPPEWA, CLARK, DUNN, EAU CLAIRE, JACKSON,
PEPIN, PIERCE, POLK, RUSK, ST CROIX, TAYLOR, AND TREMPPEALEAU
COUNTIES

	Rates	Fringes
IRONWORKER.....	\$ 37.60	29.40

IRON0512-021 05/03/2021

ASHLAND, BAYFIELD, BURNETT, DOUGLAS, IRON, LINCOLN, ONEIDA,
PRICE, SAWYER, VILAS AND WASHBURN COUNTIES

	Rates	Fringes
IRONWORKER.....	\$ 35.09	31.80

LAB00113-004 06/01/2020

MILWAUKEE, OZAUKEE, WASHINGTON, AND WAUKESHA COUNTIES

	Rates	Fringes
Laborers: (Open Cut)		
Group 1.....	\$ 16.38	21.08
Group 2.....	\$ 18.65	21.08
Group 3.....	\$ 22.19	21.08
Group 4.....	\$ 31.56	21.08
Group 5.....	\$ 31.70	21.08
Group 6.....	\$ 31.76	21.08
Group 7.....	\$ 34.77	21.08
Group 8.....	\$ 37.59	21.08
Group 9.....	\$ 38.23	21.08

LABORERS CLASSIFICATIONS [OPEN CUT]

GROUP 1: Yard Laborer

GROUP 2: Landscaper

GROUP 3: Flag Person

GROUP 4: Paving Laborer

GROUP 5: General Laborer on Surface; Top Man

GROUP 6: Mud Mixer

GROUP 7: Mucker; Form Stripper; Bottom Digger and Misc;
Bottom Man and Welder on Surface

GROUP 8: Concrete Manhole Builder; Caisson Worker; Miner;
Pipe Layer; Rock Driller and Joint Man; Timber Man and
Concrete Brusher; Bracer in Trench Behind Machine & Tight
Sheeting; Concrete Formsetter and Shoveler; Jackhammer
Operator

GROUP 9: Blaster

LAB00113-005 06/01/2020

SEWER, TUNNEL & UNDERGROUND

KENOSHA AND RACINE COUNTIES

	Rates	Fringes
Laborers:		
Group 1.....	\$ 23.05	21.08
Group 2.....	\$ 28.98	21.08

Group 3.....	\$ 32.34	21.08
Group 4.....	\$ 34.11	21.08

TUNNEL WORK UNDER COMPRESSED AIR: 0-15 lbs add \$1.00, 15-30 lbs add \$2.00, over 30 lbs add \$3.00

LABORERS CLASSIFICATIONS

GROUP 1: Flagperson

GROUP 2: Top Man, General Laborer, Wellpoint Installation, Wire Mesh and Reinforcement, Concrete Worker, Form Stripper, Strike-off Work

GROUP 3: Machine and Equipment Operator, Sheeting, Form Setting, Patch Finisher, Bottom Man, Joint Sawyer, Gunnite Man, Manhole Builder, Welder-Torchman, Blaster, Caulker, Bracer, Bull Float, Conduit Worker, Mucker and Car Pusher, Raker and Luteman, Hydraulic Jacking of Shields, Shield Drivers, Mining Machine, Lock Tenders, Mucking Machine Operator, Motor Men & Gauge Tenders and operation of incidental Mechanical Equipment and all Power Driven Tools

GROUP 4: Pipelayer, Miner and Laser Operator

LAB00113-008 06/01/2020

MILWAUKEE, OZAUKEE, WASHINGTON & WAUKESHA COUNTIES

	Rates	Fringes
Laborers: (Tunnel-Free Air)		
Group 1.....	\$ 22.19	21.08
Group 2.....	\$ 31.70	21.08
Group 3.....	\$ 31.76	21.08
Group 4.....	\$ 34.77	21.08
Group 5.....	\$ 34.91	21.08
Group 6.....	\$ 37.59	21.08
Group 7.....	\$ 38.23	21.08

LABORERS CLASSIFICATIONS [TUNNEL - FREE AIR]:

GROUP 1: Flagperson

GROUP 2: General Laborer on surface; Tower Man

GROUP 3: Saw Man; Top Man

GROUP 4: Form Stripper; Car Pusher

GROUP 5: Mucker; Dinkey; Welder (rate on surface)

GROUP 6: Concrete Manhole Builder; Mucking Machine; Miner; Mining Machine; Welder; Rock Driller; Concrete Buster; Jack Hammer Operator; Caisson Worker; Pipelayer and Joint Man; Bracerman

GROUP 7: Blaster

* LAB00113-009 06/01/2020

MILWAUKEE, OZAUKEE, WASHINGTON & WAUKESHA COUNTIES

	Rates	Fringes
Laborers: (Tunnel -		
*COMPRESSED AIR 0 - 15 lbs.)		
Group 1.....	\$ 22.19	21.08
Group 2.....	\$ 31.70	21.08
Group 3.....	\$ 35.31	21.08
Group 4.....	\$ 36.11	21.08
Group 5.....	\$ 36.23	21.08
Group 6.....	\$ 38.93	21.08
Group 7.....	\$ 39.55	21.08

LABORERS CLASSIFICATIONS [TUNNEL - COMPRESSED AIR]:

*Compressed Air 15 - 30 lbs add \$2.00 to all classifications

*Compressed Air over 30 lbs add \$3.00 to all classifications

GROUP 1: Flagperson

GROUP 2: General Laborer on surface

GROUP 3: Lock Tender on surface

GROUP 4: Form Stripper; Car Pusher

GROUP 5: Mucker; Dinkey

GROUP 6: Mucking Machine; Miner; Mining Machine; Welder & Rock Driller; Lock Tender in tunnel; Concrete Buster; Jack Hammer Operator; Caisson Worker; Pielayer and Joint Man; Bracerman; Nozzle Man on Gunite; Timber Man; Concrete Brusher

GROUP 7: Blaster

NOTE: Hazardous & Toxic Waste Removal: add \$0.15 per hour.

LAB00140-005 06/01/2020

ADAMS, ASHLAND, BARRON, BROWN, BUFFALO, CALUMET, CHIPPEWA, CLARK, COLUMBIA, CRAWFORD, DODGE, DOOR, DUNN, EAU CLAIRE, FLORENCE, FOND DU LAC, FOREST, GRANT, GREEN, GREEN LAKE, IOWA, JACKSON, JEFFERSON, JUNEAU, LACROSSE, LAFAYETTE, LANGLADE, LINCOLN, MANITOWOC, MARATHON, MARINETTE, MARQUETTE, MENOMINEE, MONROE, OCONTO, ONEIDA, OUTAGAMIE, PEPIN, PIERCE, POLK, PORTAGE, PRICE, RICHLAND, ROCK, RUSK, ST CROIX, SAUK, SAWYER, SHAWANO, SHEBOYGAN, TAYLOR, TREMPPEALEAU, VERNON, VILAS, WALWORTH, WASHBURN, WAUPACA, WAUSHARA, WINNEBAGO, AND WOOD COUNTIES

	Rates	Fringes
LABORER (SEWER & WATER)		
Group 1.....	\$ 29.33	17.88
Group 2.....	\$ 31.18	17.88
Group 3.....	\$ 31.48	17.88
Group 4.....	\$ 32.13	17.88

FOR ALL TUNNEL WORK UNDER COMPRESSED AIR: 0-15 lbs add \$1.00, 15-30 lbs add \$2.00, over 30 lbs add \$3.00

LABORER CLASSIFICATIONS:

GROUP 1: Flagperson

GROUP 2: General Laborer, Wellpoint Installation; Form Stripper; Strike Off worker

GROUP 3: Sheeting Formsetting; Patch Finisher; Bottom Man; Joint Sawyer; Gunnite Man; Manhole Builder; Welder; Torchman; Blaster; Caulker Bracer; Bull Float; Mucker and Car Pusher; Raker and Luteman; Hydraulic jacking of shields, Shield Drivers; Mining Machine; Lock Tenders; Mucking Machine Operators; Motor Men and Gauge Tenders; Power Tool Operators

GROUP 4: Pipelayer, Miner, and Laser Operator

LAB00464-002 06/01/2020

DANE AND DOUGLAS COUNTIES

	Rates	Fringes
LABORER		
Group 1.....	\$ 29.23	17.88
Group 2.....	\$ 31.43	17.88
Group 3.....	\$ 31.63	17.88
Group 4.....	\$ 32.38	17.88

FOR ALL TUNNEL WORK UNDER COMPRESSED AIR: 0 - 15 lbs add \$1.00, 15- 30 lbs add \$2.00, over 30 lbs add \$3.00

LABORERS CLASSIFICATIONS:

GROUP 1: Flagperson

GROUP 2: General Laborer; Wellpoint Installation; Concrete Worker; Form Stripper; Strike Off worker

GROUP 3: Sheeting Formsetting; Patch Finisher; Bottom Man; Joint Sawyer; Gunnite Man; Manhole Builder; Welder; Torchman; Blaster; Caulker Bracer; Bull Float; Mucker and Car Pusher; Raker and Luteman; Hydraulic jacking of shields, Shield Drivers; Mining Machine; Lock Tenders; Mucking Machine Operators; Motor Men and Gauge Tenders; Power Tool Operators

GROUP 4: Pipelayer, Miner, and Laser Operator

LAB01091-010 06/01/2020

BAYFIELD, BURNETT, IRON, SAWYER, AND WASHBURN COUNTIES

	Rates	Fringes
Laborers: (SEWER & WATER)		
Group 1.....	\$ 29.02	17.88
Group 2.....	\$ 31.08	17.88
Group 3.....	\$ 31.28	17.88
Group 4.....	\$ 32.03	17.88

FOR ALL TUNNEL WORK UNDER COMPRESSED AIR:

0 - 15 lbs add \$1.00, 15-30 lbs add \$2.00, over 30 lbs add \$3.00

LABORERS CLASSIFICATIONS:

GROUP 1: Flagperson

GROUP 2: Laborers, Wellpoint Installation; Form Stripper; Strike Off worker

GROUP 3: Sheeting Formsetting; Patch Finisher; Bottom Man; Joint Sawyer; Gunnite Man; Manhole Builder; Welder; Torchman; Blaster; Caulker Bracer; Bull Float; Mucker and Car Pusher; Raker and Luteman; Hydraulic jacking of shields, Shield Drivers; Mining Machine; Lock Tenders; Mucking Machine Operators; Motor Men and Gauge Tenders; Power Tool Operators

GROUP 4: Pipelayer, Miner, and Laser Operator

PLAS0599-010 06/01/2017

	Rates	Fringes
CEMENT MASON/CONCRETE FINISHER		
Area 1.....	\$ 39.46	17.17
Area 2 (BAC).....	\$ 35.07	19.75
Area 3.....	\$ 35.61	19.40
Area 4.....	\$ 34.70	20.51
Area 5.....	\$ 36.27	18.73
Area 6.....	\$ 32.02	22.99

AREA DESCRIPTIONS

AREA 1: BAYFIELD, DOUGLAS, PRICE, SAWYER, AND WASHBURN COUNTIES

AREA 2: ADAMS, ASHLAND, BARRON, BROWN, BURNETT, CALUMET, CHIPPEWA, CLARK, COLUMBIA, DODGE, DOOR, DUNN, FLORENCE, FOND DU LAC, FOREST, GREEN LAKE, IRON, JEFFERSON, KEWAUNEE, LANGLADE, LINCOLN, MANITOWOC, MARATHON, MARINETTE, MARQUETTE, MENOMINEE, OCONTO, ONEIDA, OUTAGAMIE, POLK, PORTAGE, RUSK, ST CROIX, SAUK, SHAWANO, SHEBOYGAN, TAYLOR, VILAS, WALWORTH, WAUPACA, WAUSHARA, WINNEBAGO, AND WOOD COUNTIES

AREA 3: BUFFALO, CRAWFORD, EAU CLAIRE, JACKSON, JUNEAU, LA CROSSE MONROE, PEPIN, PIERCE, RICHLAND, TREMPLEAU, AND VERNON COUNTIES

AREA 4: MILWAUKEE, OZAUKEE, WASHINGTON, AND WAUKESHA COUNTIES

AREA 5: DANE, GRANT, GREEN, IOWA, LAFAYETTE, AND ROCK COUNTIES

AREA 6: KENOSHA AND RACINE COUNTIES

TEAM0039-001 06/01/2021

Rates Fringes

TRUCK DRIVER		
1 & 2 Axles.....	\$ 32.57	23.81
3 or more Axles; Euclids, Dumpton & Articulated, Truck Mechanic.....	\$ 32.72	23.81

WELL DRILLER.....	\$ 16.52	3.70

WELDERS - Receive rate prescribed for craft performing operation to which welding is incidental.

=====

Note: Executive Order (EO) 13706, Establishing Paid Sick Leave for Federal Contractors applies to all contracts subject to the Davis-Bacon Act for which the contract is awarded (and any solicitation was issued) on or after January 1, 2017. If this contract is covered by the EO, the contractor must provide employees with 1 hour of paid sick leave for every 30 hours they work, up to 56 hours of paid sick leave each year. Employees must be permitted to use paid sick leave for their own illness, injury or other health-related needs, including preventive care; to assist a family member (or person who is like family to the employee) who is ill, injured, or has other health-related needs, including preventive care; or for reasons resulting from, or to assist a family member (or person who is like family to the employee) who is a victim of, domestic violence, sexual assault, or stalking. Additional information on contractor requirements and worker protections under the EO is available at <https://www.dol.gov/agencies/whd/government-contracts>.

Unlisted classifications needed for work not included within the scope of the classifications listed may be added after award only as provided in the labor standards contract clauses (29CFR 5.5 (a) (1) (ii)).

The body of each wage determination lists the classification and wage rates that have been found to be prevailing for the cited type(s) of construction in the area covered by the wage determination. The classifications are listed in alphabetical order of ""identifiers"" that indicate whether the particular rate is a union rate (current union negotiated rate for local), a survey rate (weighted average rate) or a union average rate (weighted union average rate).

Union Rate Identifiers

A four letter classification abbreviation identifier enclosed in dotted lines beginning with characters other than ""SU"" or ""UAVG"" denotes that the union classification and rate were prevailing for that classification in the survey. Example: PLUM0198-005 07/01/2014. PLUM is an abbreviation identifier of the union which prevailed in the survey for this classification, which in this example would be Plumbers. 0198 indicates the local union number or district council number where applicable, i.e., Plumbers Local 0198. The next number, 005 in the example, is an internal number used in processing the wage determination. 07/01/2014 is the effective date of the most current negotiated rate, which in this example is July 1,

2014.

Union prevailing wage rates are updated to reflect all rate changes in the collective bargaining agreement (CBA) governing this classification and rate.

Survey Rate Identifiers

Classifications listed under the ""SU"" identifier indicate that no one rate prevailed for this classification in the survey and the published rate is derived by computing a weighted average rate based on all the rates reported in the survey for that classification. As this weighted average rate includes all rates reported in the survey, it may include both union and non-union rates. Example: SULA2012-007 5/13/2014. SU indicates the rates are survey rates based on a weighted average calculation of rates and are not majority rates. LA indicates the State of Louisiana. 2012 is the year of survey on which these classifications and rates are based. The next number, 007 in the example, is an internal number used in producing the wage determination. 5/13/2014 indicates the survey completion date for the classifications and rates under that identifier.

Survey wage rates are not updated and remain in effect until a new survey is conducted.

Union Average Rate Identifiers

Classification(s) listed under the UAVG identifier indicate that no single majority rate prevailed for those classifications; however, 100% of the data reported for the classifications was union data. EXAMPLE: UAVG-OH-0010 08/29/2014. UAVG indicates that the rate is a weighted union average rate. OH indicates the state. The next number, 0010 in the example, is an internal number used in producing the wage determination. 08/29/2014 indicates the survey completion date for the classifications and rates under that identifier.

A UAVG rate will be updated once a year, usually in January of each year, to reflect a weighted average of the current negotiated/CBA rate of the union locals from which the rate is based.

WAGE DETERMINATION APPEALS PROCESS

1.) Has there been an initial decision in the matter? This can be:

- * an existing published wage determination
- * a survey underlying a wage determination
- * a Wage and Hour Division letter setting forth a position on a wage determination matter
- * a conformance (additional classification and rate) ruling

On survey related matters, initial contact, including requests for summaries of surveys, should be with the Wage and Hour National Office because National Office has responsibility for the Davis-Bacon survey program. If the response from this initial contact is not satisfactory, then the process described in 2.) and 3.) should be followed.

With regard to any other matter not yet ripe for the formal process described here, initial contact should be with the Branch of Construction Wage Determinations. Write to:

Branch of Construction Wage Determinations
Wage and Hour Division
U.S. Department of Labor
200 Constitution Avenue, N.W.
Washington, DC 20210

2.) If the answer to the question in 1.) is yes, then an interested party (those affected by the action) can request review and reconsideration from the Wage and Hour Administrator (See 29 CFR Part 1.8 and 29 CFR Part 7). Write to:

Wage and Hour Administrator
U.S. Department of Labor
200 Constitution Avenue, N.W.
Washington, DC 20210

The request should be accompanied by a full statement of the interested party's position and by any information (wage payment data, project description, area practice material, etc.) that the requestor considers relevant to the issue.

3.) If the decision of the Administrator is not favorable, an interested party may appeal directly to the Administrative Review Board (formerly the Wage Appeals Board). Write to:

Administrative Review Board
U.S. Department of Labor
200 Constitution Avenue, N.W.
Washington, DC 20210

4.) All decisions by the Administrative Review Board are final.

=====

END OF GENERAL DECISIO"

"General Decision Number: WI20220015 03/18/2022

Superseded General Decision Number: WI20210015

State: Wisconsin

Construction Type: Heavy

Counties: Wisconsin Statewide.

HEAVY CONSTRUCTION PROJECTS (Excluding Tunnel, Sewer, and Water Lines).

Note: Contracts subject to the Davis-Bacon Act are generally required to pay at least the applicable minimum wage rate required under Executive Order 14026 or Executive Order 13658. Please note that these Executive Orders apply to covered contracts entered into by the federal government that are subject to the Davis-Bacon Act itself, but do not apply to contracts subject only to the Davis-Bacon Related Acts, including those set forth at 29 CFR 5.1(a)(2)-(60).

If the contract is entered into on or after January 30, 2022, or the contract is renewed or extended (e.g., an option is exercised) on or after January 30, 2022:	. Executive Order 14026 generally applies to the contract. . The contractor must pay all covered workers at least \$15.00 per hour (or the applicable wage rate listed on this wage determination, if it is higher) for all hours spent performing on the contract in 2022.
If the contract was awarded on or between January 1, 2015 and January 29, 2022, and the contract is not renewed or extended on or after January 30, 2022:	. Executive Order 13658 generally applies to the contract. . The contractor must pay all covered workers at least \$11.25 per hour (or the applicable wage rate listed on this wage determination, if it is higher) for all hours spent performing on that contract in 2022.

The applicable Executive Order minimum wage rate will be adjusted annually. If this contract is covered by one of the Executive Orders and a classification considered necessary for performance of work on the contract does not appear on this wage determination, the contractor must still submit a conformance request.

Additional information on contractor requirements and worker protections under the Executive Orders is available at <https://www.dol.gov/agencies/whd/government-contracts>.

Modification Number	Publication Date
0	01/07/2022
1	01/21/2022

2 02/04/2022
 3 02/25/2022
 4 03/11/2022
 5 03/18/2022

BOIL0107-001 01/01/2021

	Rates	Fringes
BOILERMAKER		
Boilermaker.....	\$ 39.52	31.50
Small Boiler Repair (under 25,000 lbs/hr).....	\$ 26.91	16.00

* BRWI0001-002 06/01/2021

CRAWFORD, JACKSON, JUNEAU, LA CROSSE, MONROE, TREMPPEALEAU, AND
 VERNON COUNTIES

	Rates	Fringes
BRICKLAYER.....	\$ 36.81	25.17

* BRWI0002-002 06/01/2021

ASHLAND, BAYFIELD, DOUGLAS, AND IRON COUNTIES

	Rates	Fringes
BRICKLAYER.....	\$ 44.35	23.89

* BRWI0002-005 06/01/2021

ADAMS, ASHLAND, BARRON, BROWN, BURNETT, CALUMET, CHIPPEWA,
 CLARK, COLUMBIA, DODGE, DOOR, DUNN, FLORENCE, FOND DU LAC,
 FOREST, GREEN LAKE, IRON, JEFFERSON, KEWAUNEE, LANGLADE,
 LINCOLN, MANITOWOC, MARATHON, MARINETTE, MARQUETTE, MENOMINEE,
 OCONTO, ONEIDA, OUTAGAMIE, POLK, PORTAGE, RUSK, ST CROIX, SAUK,
 SHAWANO, SHEBOYGAN, TAYLOR, VILAS, WALWORTH, WAUPACA, WAUSHARA,
 WINNEBAGO, AND WOOD COUNTIES

	Rates	Fringes
CEMENT MASON/CONCRETE FINISHER...	\$ 37.73	24.15

* BRWI0003-002 06/01/2021

BROWN, DOOR, FLORENCE, KEWAUNEE, MARINETTE, AND OCONTO COUNTIES

	Rates	Fringes
BRICKLAYER.....	\$ 37.03	24.95

* BRWI0004-002 06/01/2021

KENOSHA, RACINE, AND WALWORTH COUNTIES

	Rates	Fringes
BRICKLAYER.....	\$ 41.30	26.03

* BRWI0006-002 06/01/2021

ADAMS, CLARK, FOREST, LANGLADE, LINCOLN, MARATHON, MENOMINEE,
ONEIDA, PORTAGE, PRICE, TAYLOR, VILAS AND WOOD COUNTIES

	Rates	Fringes
BRICKLAYER.....	\$ 37.78	24.20

* BRWI0007-002 06/01/2021		

GREEN, LAFAYETTE, AND ROCK COUNTIES

	Rates	Fringes
BRICKLAYER.....	\$ 38.38	25.31

* BRWI0008-002 06/01/2021		

MILWAUKEE, OZAUKEE, WASHINGTON, AND WAUKESHA COUNTIES

	Rates	Fringes
BRICKLAYER.....	\$ 42.38	24.64

* BRWI0009-001 06/01/2021		

GREEN LAKE, MARQUETTE, OUTAGAMIE, SHAWANO, WAUPACA, WASHARA,
AND WINNEBAGO COUNTIES

	Rates	Fringes
BRICKLAYER.....	\$ 37.03	24.95

* BRWI0011-002 06/01/2021		

CALUMET, FOND DU LAC, MANITOWOC, AND SHEBOYGAN COUNTIES

	Rates	Fringes
BRICKLAYER.....	\$ 37.03	24.95

* BRWI0013-002 06/01/2021		

DANE, GRANT, IOWA, AND RICHLAND COUNTIES

	Rates	Fringes
BRICKLAYER.....	\$ 38.53	25.16

* BRWI0019-002 06/01/2021		

BARRON, BUFFALO, BURNETT, CHIPPEWA, DUNN, EAU CLAIRE, PEPIN,
PIERCE, POLK, RUSK, ST. CROIX, SAWYER AND WASHBURN COUNTIES

	Rates	Fringes
BRICKLAYER.....	\$ 36.31	25.67

* BRWI0021-002 06/01/2021		

DODGE AND JEFFERSON COUNTIES

Rates	Fringes
-------	---------

BRICKLAYER.....\$ 37.75 25.92

* BRWI0034-002 06/01/2021

COLUMBIA AND SAUK COUNTIES

Rates Fringes

BRICKLAYER.....\$ 38.53 25.16

CARP0087-001 05/01/2016

BURNETT (W. of Hwy 48), PIERCE (W. of Hwy 29), POLK (W. of Hwys 35, 48 & 65), AND ST. CROIX (W. of Hwy 65) COUNTIES

Rates Fringes

Carpenter & Piledrivermen.....\$ 36.85 18.39

CARP0252-002 06/01/2016

ADAMS, BARRON, BAYFIELD (Eastern 2/3), BROWN, BUFFALO, BURNETT (E. of Hwy 48), CALUMET, CHIPPEWA, CLARK, COLUMBIA, CRAWFORD, DANE, DODGE, DOOR, DUNN, EAU CLAIRE, FLORENCE (except area bordering Michigan State Line), FOND DU LAC, FOREST, GRANT, GREEN, GREEN LAKE, IOWA, IRON, JACKSON, JEFFERSON, JUNEAU, KEWAUNEE, LA CROSSE, LAFAYETTE, LANGLADE, LINCOLN, MANITOWOC, MARATHON, MARINETTE (except N.E. corner), MARQUETTE, MENOMINEE, MONROE, OCONTO, ONEIDA, OUTAGAMIE, PEPIN, PIERCE (E. of Hwys 29 & 65), POLK (E. of Hwys 35, 48 & 65), PORTAGE, PRICE, RICHLAND, ROCK, RUSK, SAUK, SAWYER, SHAWANO, SHEBOYGAN, ST CROIX (E. of Hwy 65), TAYLOR, TREMPLEALEAU, VERNON, VILAS, WALWORTH, WASHBURN, WAUPACA, WAUSHARA, WINNEBAGO, AND WOOD COUNTIES

Rates Fringes

CARPENTER

CARPENTER.....\$ 33.56 18.00
MILLWRIGHT.....\$ 35.08 18.35
PILEDRIVER.....\$ 34.12 18.00

CARP0252-010 06/01/2016

ASHLAND COUNTY

Rates Fringes

Carpenters

Carpenter.....\$ 33.56 18.00
Millwright.....\$ 35.08 18.35
Pile Driver.....\$ 34.12 18.00

CARP0264-003 06/01/2016

KENOSHA, MILWAUKEE, OZAUKEE, RACINE, WAUKESHA, AND WASHINGTON COUNTIES

Rates Fringes

CARPENTER.....\$ 35.78 22.11

CARP0361-004 05/01/2018

BAYFIELD (West of Hwy 63) AND DOUGLAS COUNTIES

	Rates	Fringes
CARPENTER.....	\$ 36.15	20.43

CARP2337-001 06/01/2016

ZONE A: MILWAUKEE, OZAUKEE, WAUKESHA AND WASHINGTON

ZONE B: KENOSHA & RACINE

	Rates	Fringes
PILEDRIVERMAN		
Zone A.....	\$ 31.03	22.69
Zone B.....	\$ 31.03	22.69

CARP2337-003 06/01/2019

	Rates	Fringes
MILLWRIGHT		
Zone A.....	\$ 33.58	21.53
Zone B.....	\$ 33.58	21.53

ZONE DEFINITIONS

ZONE A: MILWAUKEE, OZAUKEE, WAUKESHA AND WASHINGTON COUNTIES

ZONE B: KENOSHA & RACINE COUNTIES

ELEC0014-002 12/26/2021

ASHLAND, BARRON, BAYFIELD, BUFFALO, BURNETT, CHIPPEWA, CLARK
(except Maryville, Colby, Unity, Sherman, Fremont, Lynn &
Sherwood), CRAWFORD, DUNN, EAU CLAIRE, GRANT, IRON, JACKSON, LA
CROSSE, MONROE, PEPIN, PIERCE, POLK, PRICE, RICHLAND, RUSK, ST
CROIX, SAWYER, TAYLOR, TREMPLEAU, VERNON, AND WASHBURN
COUNTIES

	Rates	Fringes
Electricians:.....	\$ 37.83	21.89

ELEC0014-007 05/30/2021

REMAINING COUNTIES

	Rates	Fringes
Teledata System Installer		
Installer/Technician.....	\$ 28.50	15.92

Low voltage construction, installation, maintenance and
removal of teledata facilities (voice, data, and video)
including outside plant, telephone and data inside wire,
interconnect, terminal equipment, central offices, PABX,
fiber optic cable and equipment, micro waves, V-SAT,

bypass, CATV, WAN (wide area networks), LAN (local area networks), and ISDN (integrated systems digital network).

ELEC0127-002 06/01/2021

KENOSHA COUNTY

	Rates	Fringes
Electricians:.....	\$ 43.16	30%+12.70

ELEC0158-002 05/30/2021

BROWN, DOOR, KEWAUNEE, MANITOWOC (except Schleswig),
MARINETTE(Wausaukee and area South thereof), OCONTO, MENOMINEE
(East of a line 6 miles West of the West boundary of Oconto
County), SHAWANO (Except Area North of Townships of Aniwa and
Hutchins) COUNTIES

	Rates	Fringes
ELECTRICIAN.....	\$ 36.14	29.75%+10.26

ELEC0159-003 05/30/2021

COLUMBIA, DANE, DODGE (Area West of Hwy 26, except Chester and
Emmet Townships), GREEN, LAKE (except Townships of Berlin,
Seneca, and St. Marie), IOWA, MARQUETTE (except Townships of
Neshkoka, Crystal Lake, Newton, and Springfield), and SAUK
COUNTIES

	Rates	Fringes
ELECTRICIAN.....	\$ 43.38	23.13

ELEC0219-004 06/01/2019

FLORENCE COUNTY (Townships of Aurora, Commonwealth, Fern,
Florence and Homestead) AND MARINETTE COUNTY (Township of
Niagara)

	Rates	Fringes
Electricians:		
Electrical contracts over \$180,000.....	\$ 33.94	21.80
Electrical contracts under \$180,000.....	\$ 31.75	21.73

ELEC0242-005 05/30/2021

DOUGLAS COUNTY

	Rates	Fringes
Electricians:.....	\$ 41.37	69.25%

ELEC0388-002 05/30/2021

ADAMS, CLARK (Colby, Freemont, Lynn, Mayville, Sherman,
Sherwood, Unity), FOREST, JUNEAU, LANGLADE, LINCOLN, MARATHON,

MARINETTE (Beecher, Dunbar, Goodman & Pembine), MENOMINEE (Area West of a line 6 miles West of the West boundary of Oconto County), ONEIDA, PORTAGE, SHAWANO (Aniwa and Hutchins), VILAS AND WOOD COUNTIES

	Rates	Fringes
Electricians:.....	\$ 36.22	26%+11.24

ELEC0430-002 06/01/2021		

RACINE COUNTY (Except Burlington Township)

	Rates	Fringes
Electricians:.....	\$ 43.45	24.89

ELEC0494-005 06/01/2021		

MILWAUKEE, OZAUKEE, WASHINGTON, AND WAUKESHA COUNTIES

	Rates	Fringes
Electricians:.....	\$ 44.39	25.67

ELEC0494-006 06/01/2021		

CALUMET (Township of New Holstein), DODGE (East of Hwy 26 including Chester Township), FOND DU LAC, MANITOWOC (Schleswig), and SHEBOYGAN COUNTIES

	Rates	Fringes
Electricians:.....	\$ 37.91	22.74

ELEC0494-013 06/01/2021		

DODGE (East of Hwy 26 including Chester Twp, excluding Emmet Twp), FOND DU LAC (Except Waupun), MILWAUKEE, OZAUKEE, MANITOWOC (Schleswig), WASHINGTON, AND WAUKESHA COUNTIES

	Rates	Fringes
Sound & Communications		
Installer.....	\$ 22.39	18.80
Technician.....	\$ 32.49	20.26

Installation, testing, maintenance, operation and servicing of all sound, intercom, telephone interconnect, closed circuit TV systems, radio systems, background music systems, language laboratories, electronic carillon, antenna distribution systems, clock and program systems and low-voltage systems such as visual nurse call, audio/visual nurse call systems, doctors entrance register systems. Includes all wire and cable carrying audio, visual, data, light and radio frequency signals. Includes the installation of conduit, wiremold, or raceways in existing structures that have been occupied for six months or more where required for the protection of the wire or cable, but does not mean a complete conduit or raceway system. work covered does not include the installation of conduit, wiremold or any raceways in any new construction, or the

installation of power supply outlets by means of which external electric power is supplied to any of the foregoing equipment or products

 ELEC0577-003 06/01/2021

CALUMET (except Township of New Holstein), GREEN LAKE (N. part including Townships of Berlin, St Marie, and Seneca), MARQUETTE (N. part including Townships of Crystal Lake, Neshkoro, Newton, and Springfield), OUTAGAMIE, WAUPACA, WAUSHARA, AND WINNEBAGO COUNTIES

	Rates	Fringes
Electricians:.....	\$ 35.66	29.50%+10.00

 ELEC0890-003 06/01/2021

DODGE (Emmet Township only), GREEN, JEFFERSON, LAFAYETTE, RACINE (Burlington Township), ROCK AND WALWORTH COUNTIES

	Rates	Fringes
Electricians:.....	\$ 39.00	25.95%+11.17

 ELEC0953-001 06/02/2019

	Rates	Fringes
Line Construction:		
(1) Lineman.....	\$ 47.53	21.43
(2) Heavy Equipment Operator.....	\$ 42.78	19.80
(3) Equipment Operator.....	\$ 38.02	18.40
(4) Heavy Groundman Driver..	\$ 33.27	16.88
(5) Light Groundman Driver..	\$ 30.89	16.11
(6) Groundsman.....	\$ 26.14	14.60

 ENGI0139-001 06/01/2021

KENOSHA, MILWAUKEE, OZAUKEE, RACINE, WASHINGTON, AND WAUKESHA COUNTIES

	Rates	Fringes
Power Equipment Operator		
Group 1.....	\$ 48.61	24.60
Group 2.....	\$ 47.61	24.60
Group 3.....	\$ 47.11	24.60
Group 4.....	\$ 46.42	24.60
Group 5.....	\$ 42.64	24.60
Group 6.....	\$ 37.49	24.60

HAZARDOUS WASTE PREMIUMS:
 EPA Level "A" Protection: \$3.00 per hour
 EPA Level "B" Protection: \$2.00 per hour
 EPA Level "C" Protection: \$1.00 per hour

POWER EQUIPMENT OPERATORS CLASSIFICATIONS

GROUP 1: Cranes, Tower Cranes, Pedestal Tower Cranes and

Derricks with or w/o attachments with a lifting capacity of over 100 tons; or Cranes, Tower Cranes, Pedestal Tower Cranes and Derricks with boom, leads, and/or jib lengths measuring 176 feet or longer; Self-Erecting Tower Cranes over 4000 lbs lifting capacity; All Cranes with Boom Dollies; Boring Machines (directional); Master Mechanic. \$0.50 additional per hour per 100 tons or 100 ft of boom over 200 ft or lifting capacity of crane over 200 tons to a maximum of 300 tons or 300 ft. Thereafter an increase of \$0.01 per ft or ton, whichever is greater.

GROUP 2: Cranes, Tower Cranes, Pedestal Tower Cranes and Derricks with or without attachments with a lifting capacity of 100 tons or less; or Cranes, Tower Cranes Portable Tower Cranes, Pedestal Tower Cranes and Derricks with boom, leads and/or jib lengths measuring 175 feet or less; Backhoes (excavators) 130,000 lbs and over; Caisson Rigs; Pile Drivers; Boring Machines (vertical or horizontal), Versi-Lift, Tri-Lift, Gantry 20,000 lbs & over.

GROUP 3: Backhoe (excavator) under 130,000 lbs; Self-erecting Tower Crane 4000 lbs & under lifting capacity; Traveling Crane (bridge type); Skid Rigs; Dredge Operator; Mechanic; Concrete Paver (over 27E); Concrete Spreader and Distributor; Forklift/ Telehandler (machinery- moving / steel erection); Hydro Blaster, 10,000 psi and over

GROUP 4: Material Hoists; Stack Hoists; Hydraulic Backhoe (tractor or truck mounted); Hydraulic Crane, 5 tons or under (tractor or truck mounted); Hoist (tuggers 5 tons & over); Hydro-Excavators/Daylighters; Concrete Pumps Rotec type Conveyors; Tractor/Bulldozer/End Loader (over 40 hp); Motor Patrol; Scraper Operator; Sideboom; Straddle Carrier; Welder; Bituminous Plant and Paver Operator; Roller over 5 tons; Rail Leveling Machine (Railroad); Tie Placer; Tie Extractor; Tie Tamper; Stone Leveler; Rotary Drill Operator and Blaster; Percussion Drill Operator; Air Track Drill and/or Hammers; Gantry (under 20,000 lbs); Tencher (wheel type or chain type having 8 inch or larger bucket); Milling Machine; Off-Road Material Haulers.

GROUP 5: Backfiller; Concrete Auto Breaker (large); Concrete Finishing Machines (road type); Rubber Tired Roller; Concrete Batch Hopper; Concrete Conveyor Systems; Grout Pumps; Concrete Mixers (14S or over); Screw Type Pumps and Gypsum Pumps; Tractor, Bulldozer, End Loader (under 40 hp); Trencher (chain type, bucket under 8 inch); Industrial Locomotives; Rollers under 5 tons; Stump Grinder/Chipper (Large); Timber Equipment; Firemen (pile drivers and derricks); Personnel Hoist, Telehandler over 8000 lbs; Robotic Tool Carrier with or without attachments

GROUP 6: Tampers - Compactors (riding type); Assistant Engineer; A-Frames and Winch Trucks; Concrete Auto Breaker; Hydrohammers (small); Brooms and Sweepers; Hoist (tuggers under 5 tons); Boats (Tug, Safety, Work Barges, Launch); Shouldering Machine Operator; Prestress Machines; Screed Operator; Stone Crushers and Screening Plants; Screed Operators (milling machine), Farm or Industrial Tractor Mounted Equipment; Post Hole Digger; Fireman (asphalt plants); Air Compressors over 400 CFM; Generators, over 150 KW; Augers (vertical and horizontal); Air, Electric, Hydraulic Jacks (slipform); Skid Steer Loaders (with or without attachments); Boiler Operators (temporary heat); Refrigeration Plant/Freeze Machines; Power Pack

Vibratory/Ultra Sound Drivers and Extractors; Welding Machines; Heaters (mechanical); Pumps; Winches (small electric); Oiler and Greaser; Rotary Drill Tender; Conveyor; Forklifts/Telehandler 8000 lbs & under; Elevators: Automatic Hoists; Pumps (well points); Combination Small Equipment Operators

 ENGI0139-003 06/06/2021

REMAINING COUNTIES

	Rates	Fringes
Power Equipment Operator		
Group 1.....	\$ 44.27	23.80
Group 2.....	\$ 43.02	23.80
Group 3.....	\$ 40.97	23.80
Group 4.....	\$ 40.44	23.80
Group 5.....	\$ 38.37	23.80
Group 6.....	\$ 36.84	23.80

HAZARDOUS WASTE PREMIUMS:

EPA Level "A" Protection: \$3.00 per hour
 EPA Level "B" Protection: \$2.00 per hour
 EPA Level "C" Protection: \$1.00 per hour

POWER EQUIPMENT OPERATORS CLASSIFICATIONS

GROUP 1: Cranes, Tower Cranes and Derricks with or without attachments with a lifting capacity of over 100 tons; Cranes, Tower Cranes, and Derricks with boom, leads and/or jib lengths 176 ft or longer.

GROUP 2: Backhoes (Excavators) weighing 130,00 lbs and over; Cranes, Tower Cranes and Derricks with or without attachments with a lifting capacity of 100 tons or less; Cranes, Tower Cranes, and Derricks with boom, leads, and/or jib lengths 175 ft or less; Caisson Rigs; Pile Driver

GROUP 3: Backhoes (Excavators) weighing under 130,000 lbs; Travelling Crane (bridge type); Milling Machine; Concrete Paver over 27 E; Concrete Spreader and Distributor; Concrete Laser Screed; Concrete Grinder and Planing Machine; Slipform Curb and Gutter Machine; Boring Machine (Directional); Dredge Operator; Skid Rigs; over 46 meter Concrete Pump.

GROUP 4: Hydraulic Backhoe (tractor or truck mounted); Hydraulic Crane, 10 tons or less; Tractor, Bulldozer, or End Loader (over 40 hp); Motor Patrol; Scraper Operator; Bituminous Plant and Paver Operator; Screed-Milling Machine; Roller over 5 tons; Concrete pumps 46 meter and under; Grout Pumps; Rotec type machine; Hydro Blaster, 10,000 psi and over; Rotary Drill Operator; Percussion Drilling Machine; Air Track Drill with or without integral hammer; Blaster; Boring Machine (vertical or horizontal); Side Boom; Trencher, wheel type or chain type having 8 inch or larger bucket; Rail Leveling Machine (Railroad); Tie Placer; Tie Extractor; Tie Tamper; Stone Leveler; Straddle Carrier; Material Hoists; Stack Hoist; Man Hoists; Mechanic and Welder; Off Road Material Haulers.

GROUP 5: Tractor, Bulldozer, or Endloader (under 40 hp); Tampers -Compactors, riding type; Stump Chipper, large;

Roller, Rubber Tire; Backfiller; Trencher, chain type (bucket under 8 inch); Concrete Auto Breaker, large; Concrete Finishing Machine (road type); Concrete Batch Hopper; Concrete Conveyor Systems; Concrete Mixers, 14S or over; Pumps, Screw Type and Gypsum); Hydrohammers, small; Brooms and Sweepers; Lift Slab Machine; Roller under 5 tons; Industrial Locomotives; Fireman (Pile Drivers and Derricks); Pumps (well points); Hoists, automatic; A-Frames and Winch Trucks; Hoists (tuggers); Boats (Tug, Safety, Work Barges and Launches); Assistant Engineer

GROUP 6: Shouldering Machine Operator; Farm or Industrial Tractor mounted equipment; Post Hole Digger; Auger (vertical and horizontal); Skid Steer Loader with or without attachments; Robotic Tool Carrier with or without attachments; Power Pack Vibratory/Ultra Sound Driver and Extractor; Fireman (Asphalt Plants); Screed Operator; Stone Crushers and Screening Plants; Air, Electric, Hydraulic Jacks (Slip Form); Prestress Machines; Air Compressor, 400 CFM or over; Refrigeration Plant/Freeze Machine; Boiler Operators (temporary heat); Forklifts; Welding Machines; Generators; Pumps over 3"; Heaters, Mechanical; Combination small equipment operator; Winches, small electric; Oiler; Greaser; Rotary Drill Tender; Conveyor; Elevator Operator

 IRON0008-002 06/01/2021

BROWN, CALUMET, DOOR, FOND DU LAC, KEWAUNEE, MANITOWOC, MARINETTE, OCONTO, OUTAGAMI, SHAWANO, SHEBOYGAN, AND WINNEBAGO COUNTIES:

	Rates	Fringes
IRONWORKER.....	\$ 38.77	28.15

Paid Holidays: New Year's Day, Memorial Day, July 4th, Labor Day, Thanksgiving Day & Christmas Day.

 IRON0008-003 06/01/2021

KENOSHA, MILWAUKEE, OZAUKEE, RACINE, WALWORTH (N.E. 2/3), WASHINGTON, AND WAUKESHA COUNTIES

	Rates	Fringes
IRONWORKER.....	\$ 40.57	28.40

Paid Holidays: New Year's Day, Memorial Day, July 4th, Labor Day, Thanksgiving Day & Christmas Day.

 IRON0383-001 06/06/2021

ADAMS, COLUMBIA, CRAWFORD, DANE, DODGE, FLORENCE, FOREST, GRANT, GREENE, (Excluding S.E. tip), GREEN LAKE, IOWA, JEFFERSON, JUNEAU, LA CROSSE, LAFAYETTE, LANGLADE, MARATHON, MARQUETTE, MENOMINEE, MONROE, PORTAGE, RICHLAND, ROCK (Northern area, vicinity of Edgerton and Milton), SAUK, VERNON, WAUPACA, WAUSHARA, AND WOOD COUNTIES

	Rates	Fringes
IRONWORKER.....	\$ 37.75	27.06

IRON0512-008 06/03/2019		

BARRON, BUFFALO, CHIPPEWA, CLARK, DUNN, EAU CLAIRE, JACKSON, PEPIN, PIERCE, POLK, RUSK, ST CROIX, TAYLOR, AND TREMPPEALEAU COUNTIES

	Rates	Fringes
IRONWORKER.....	\$ 37.60	29.40

IRON0512-021 05/03/2021		

ASHLAND, BAYFIELD, BURNETT, DOUGLAS, IRON, LINCOLN, ONEIDA, PRICE, SAWYER, VILAS AND WASHBURN COUNTIES

	Rates	Fringes
IRONWORKER.....	\$ 35.09	31.80

LAB00113-002 06/01/2021		

MILWAUKEE AND WAUKESHA COUNTIES

	Rates	Fringes
LABORER		
Group 1.....	\$ 31.40	22.26
Group 2.....	\$ 31.55	22.26
Group 3.....	\$ 31.75	22.26
Group 4.....	\$ 31.90	22.26
Group 5.....	\$ 32.05	22.26
Group 6.....	\$ 27.89	22.26

LABORERS CLASSIFICATIONS

GROUP 1: General Laborer; Tree Trimmer; Conduit Layer; Demolition and Wrecking Laborer; Guard Rail, Fence, and Bridge Builder; Landscaper; Multiplate Culvert Assembler; Stone Handler; Bituminous Worker (Shoveler, Loader, and Utility Man); Batch Truck Dumper or Cement Handler; Bituminous Worker (Dumper, Ironer, Smoother, and Tamper); Concrete Handler

GROUP 2: Air Tool Operator; Joint Sawyer and Filler (Pavement); Vibrator or Tamper Operator (Mechanical Hand Operated); Chain Saw Operator; Demolition Burning Torch Laborer

GROUP 3: Bituminous Worker (Raker and Luteman); Formsetter (Curb, Sidewalk, and Pavement); Strike Off Man

GROUP 4: Line and Grade Specialist

GROUP 5: Blaster and Powderman

GROUP 6: Flagperson; traffic control person

LAB00113-003 06/01/2021

OZAUKEE AND WASHINGTON COUNTIES

	Rates	Fringes
LABORER		
Group 1.....	\$ 30.65	22.26
Group 2.....	\$ 30.75	22.26
Group 3.....	\$ 30.80	22.26
Group 4.....	\$ 31.00	22.26
Group 5.....	\$ 30.85	22.26
Group 6.....	\$ 27.74	22.26

LABORERS CLASSIFICATIONS

GROUP 1: General Laborer; Tree Trimmer; Conduit Layer; Demolition and Wrecking Laborer; Guard Rail, Fence, and Bridge Builder; Landscaper; Multiplate Culvert Assembler; Stone Handler; Bituminous Worker (Shoveler, Loader, and Utility Man); Batch Truck Dumper or Cement Handler; Bituminous Worker (Dumper, Ironer, Smoother, and Tamper); Concrete Handler

GROUP 2: Air Tool Operator; Joint Sawyer and Filler (Pavement); Vibrator or Tamper Operator (Mechanical Hand Operated);

GROUP 3: Bituminous Worker (Raker and Luteman); Formsetter (Curb, Sidewalk, and Pavement); Strike Off Man

GROUP 4: Line and Grade Specialist

GROUP 5: Blaster; powderman

GROUP 6: Flagperson and Traffic Control Person

LAB00113-011 06/01/2021

KENOSHA AND RACINE COUNTIES

	Rates	Fringes
LABORER		
Group 1.....	\$ 30.46	22.26
Group 2.....	\$ 30.61	22.26
Group 3.....	\$ 30.81	22.26
Group 4.....	\$ 30.78	22.26
Group 5.....	\$ 31.11	22.26
Group 6.....	\$ 27.60	22.26

LABORERS CLASSIFICATIONS:

GROUP 1: General laborer; Tree Trimmer; Conduit Layer; Demolition and Wrecking Laborer; Guard Rail, Fence, and Bridge Builder; Landscaper; Multiplate Culvert Assembler; Stone Handler; Bituminous Worker (Shoveler, Loader, and Utility Man); Batch Truck Dumper or Cement Handler; Bituminous worker (Dumper, Ironer, Smoother, and Tamper); Concrete Handler

GROUP 2: Air Tool Operator; Joint Sawyer and Filler (Pavement); Vibrator or Tamper Operator (Mechanical Hand Operated); Chain Saw Operator; Demolition Burning Torch Laborer

GROUP 3: Bituminous Worker (Raker and Luteman); Formsetter (Curb, Sidewalk, and Pavement); Strike Off Man

GROUP 4: Line and Grade Specialist

GROUP 5: Blaster and Powderman

GROUP 6: Flagman; traffic control person

LAB00140-002 06/01/2020

ADAMS, ASHLAND, BARRON, BAYFIELD, BROWN, BUFFALO, BURNETT, CALUMET, CHIPPEWA, CLARK, COLUMBIA, CRAWFORD, DODGE, DOOR, DOUGLAS, DUNN, EAU CLAIRE, FLORENCE, FOND DU LAC, FOREST, GRANT, GREEN, GREEN LAKE, IRON, JACKSON, JUNEAU, IOWA, JEFFERSON, KEWAUNEE, LA CROSSE, LAFAYETTE, LANGLADE, LINCOLN, MANITOWOC, MARATHON, MARINETTE, MARQUETTE, MENOMINEE, MONROE, OCONTO, ONEIDA, OUTAGAMIE, PEPIN, PIERCE, POLK, PORTAGE, PRICE, RICHLAND, ROCK, RUSK, SAUK, SAWYER, SHAWANO, SHEBOYGAN, ST. CROIX, TAYLOR, TREMPLEAU, VERNON, VILLAS, WALWORTH, WASHBURN, WAUPACA, WAUSHARA, WINNEBAGO, AND WOOD COUNTIES

	Rates	Fringes
LABORER		
Group 1.....	\$ 33.72	17.95
Group 2.....	\$ 33.82	17.95
Group 3.....	\$ 33.87	17.95
Group 4.....	\$ 34.07	17.95
Group 5.....	\$ 33.92	17.95
Group 6.....	\$ 30.35	17.95

LABORER CLASSIFICATIONS

GROUP 1: General Laborer; Tree Trimmer; Conduit Layer; Demolition and Wrecking Laborer; Guard Rail, Fence, and Bridge Builder; Landscaper; Multiplate Culvert Assembler; Stone Handler; Bituminous Worker (Shoveler, Loader, and Utility Man); Batch Truck Dumper or Cement Handler; Bituminous Worker (Dumper, Ironer, Smoother and Tamper); Concrete Handler

GROUP 2: Air Tool Operator; Joint Sawyer and Filler (Pavement); Vibrator or Tamper Operator (Mechanical Hand Operated); Chain Saw Operator, Demolition Burning Torch Laborer

GROUP 3: Bituminous Worker (Raker and Luteman); Formsetter (Curb, Sidewalk and Pavement); Strike Off Man

GROUP 4: Line and Grade Specialist

GROUP 5: Blaster; powderman

GROUP 6: Flagperson; Traffic Control

LAB00464-003 06/01/2020

DANE COUNTY

Rates Fringes

LABORER

Group 1.....	\$ 34.00	17.95
Group 2.....	\$ 34.10	17.95
Group 3.....	\$ 34.15	17.95
Group 4.....	\$ 34.35	17.95
Group 5.....	\$ 34.20	17.95
Group 6.....	\$ 30.35	17.95

LABORERS CLASSIFICATIONS:

GROUP 1: General Laborer; Tree Trimmer; Conduit Layer; Demolition and Wrecking Laborer; Guard Rail, Fence, and Bridge Builder; Landscaper; Multiplate Culvert Assembler; Stone Handler; Bituminous Worker (Shoveler, Loader, and Utility Man); Batch Truck Dumper or Cement Handler; Bituminous Worker (Dumper, Ironer, Smoother, and Tamper); Concrete Handler

GROUP 2: Air Tool Operator; Joint Sawyer and Filler (Pavement); Vibrator or Tamper Operator (Mechanical Hand Operated); Chain Saw Operator; Demolition Burning Torch Laborer

GROUP 3: Bituminous Worker (Raker and Luteman); Formsetter (Curb, Sidewalk, and Pavement); Strike Off Man

GROUP 4: Line and Grade Specialist

GROUP 5: Blaster; Powderman

GROUP 6: Flagperson and Traffic Control Person

PAIN0106-008 05/01/2017

ASHLAND, BAYFIELD, BURNETT, AND DOUGLAS COUNTIES

	Rates	Fringes
Painters:		
New:		
Brush, Roller.....	\$ 30.33	17.27
Spray, Sandblast, Steel....	\$ 30.93	17.27
Repaint:		
Brush, Roller.....	\$ 28.83	17.27
Spray, Sandblast, Steel....	\$ 29.43	17.27

PAIN0108-002 06/01/2021

RACINE COUNTY

	Rates	Fringes
Painters:		
Brush, Roller.....	\$ 36.08	20.36
Spray & Sandblast.....	\$ 37.52	23.27

PAIN0259-002 05/01/2008

BARRON, CHIPPEWA, DUNN, EAU CLAIRE, PEPIN, PIERCE, POLK, RUSK, SAWYER, ST. CROIX, AND WASHBURN COUNTIES

Rates	Fringes
-------	---------

PAINTER.....\$ 24.11 12.15

PAIN0259-004 05/01/2015

BUFFALO, CRAWFORD, JACKSON, LA CROSSE, MONROE, TREMPPEALEAU, AND
VERNON COUNTIES

Rates Fringes

PAINTER.....\$ 22.03 12.45

PAIN0781-002 06/01/2021

JEFFERSON, MILWAUKEE, OZAUKEE, WASHINGTON, AND WAUKESHA COUNTIES

Rates Fringes

Painters:

Bridge.....\$ 36.70 24.50
Brush.....\$ 35.95 24.50
Spray & Sandblast.....\$ 36.70 24.50

PAIN0802-002 06/01/2021

COLUMBIA, DANE, DODGE, GRANT, GREEN, IOWA, LAFAYETTE, RICHLAND,
ROCK, AND SAUK COUNTIES

Rates Fringes

PAINTER
Brush.....\$ 29.98 18.78

PREMIUM PAY:

Structural Steel, Spray, Bridges = \$1.00 additional per
hour.

PAIN0802-003 06/01/2021

ADAMS, BROWN, CALUMET, CLARK, DOOR, FOND DU LAC, FOREST, GREEN
LAKE, IRON, JUNEAU, KEWAUNEE, LANGLADE, LINCOLN, MANITOWOC,
MARATHON, MARINETTE, MARQUETTE, MENOMINEE, OCONTO, ONEIDA,
OUTAGAMIE, PORTAGE, PRICE, SHAWANO, SHEBOYGAN, TAYLOR, VILAS,
WAUSHARA, WAUPACA, WINNEBAGO, AND WOOD COUNTIES

Rates Fringes

PAINTER.....\$ 29.98 18.78

PAIN0934-001 06/01/2021

KENOSHA AND WALWORTH COUNTIES

Rates Fringes

Painters:

Brush.....\$ 36.52 23.27
Spray.....\$ 37.52 23.27
Structural Steel.....\$ 36.67 23.27

PAIN1011-002 06/06/2021

FLORENCE COUNTY

	Rates	Fringes
Painters:.....	\$ 26.71	14.38

PLAS0599-010 06/01/2017		

	Rates	Fringes
CEMENT MASON/CONCRETE FINISHER		
Area 1.....	\$ 39.46	17.17
Area 2 (BAC).....	\$ 35.07	19.75
Area 3.....	\$ 35.61	19.40
Area 4.....	\$ 34.70	20.51
Area 5.....	\$ 36.27	18.73
Area 6.....	\$ 32.02	22.99

AREA DESCRIPTIONS

AREA 1: BAYFIELD, DOUGLAS, PRICE, SAWYER, AND WASHBURN COUNTIES

AREA 2: ADAMS, ASHLAND, BARRON, BROWN, BURNETT, CALUMET, CHIPPEWA, CLARK, COLUMBIA, DODGE, DOOR, DUNN, FLORENCE, FOND DU LAC, FOREST, GREEN LAKE, IRON, JEFFERSON, KEWAUNEE, LANGLADE, LINCOLN, MANITOWOC, MARATHON, MARINETTE, MARQUETTE, MENOMINEE, OCONTO, ONEIDA, OUTAGAMIE, POLK, PORTAGE, RUSK, ST CROIX, SAUK, SHAWANO, SHEBOYGAN, TAYLOR, VILAS, WALWORTH, WAUPACA, WAUSHARA, WINNEBAGO, AND WOOD COUNTIES

AREA 3: BUFFALO, CRAWFORD, EAU CLAIRE, JACKSON, JUNEAU, LA CROSSE MONROE, PEPIN, PIERCE, RICHLAND, TREMPLEAU, AND VERNON COUNTIES

AREA 4: MILWAUKEE, OZAUKEE, WASHINGTON, AND WAUKESHA COUNTIES

AREA 5: DANE, GRANT, GREEN, IOWA, LAFAYETTE, AND ROCK COUNTIES

AREA 6: KENOSHA AND RACINE COUNTIES

 PLUM0011-003 05/07/2018

ASHLAND, BAYFIELD, BURNETT, DOUGLAS, IRON, SAWYER, AND WASHBURN COUNTIES

	Rates	Fringes
PLUMBER.....	\$ 40.63	20.72

PLUM0075-002 06/01/2016		

MILWAUKEE, OZAUKEE, WASHINGTON, AND WAUKESHA COUNTIES

	Rates	Fringes
PLUMBER.....	\$ 40.27	21.47

PLUM0075-004 06/01/2016		

DODGE (Watertown), GREEN, JEFFERSON, LAFAYETTE, AND ROCK COUNTIES

	Rates	Fringes
PLUMBER.....	\$ 40.52	21.47

PLUM0075-009 06/01/2016		

COLUMBIA, DANE, IOWA, MARQUETTE, RICHLAND AND SAUK COUNTIES

	Rates	Fringes
PLUMBER.....	\$ 38.82	20.12

PLUM0111-007 05/28/2018		

MARINETTE COUNTY (Niagara only)

	Rates	Fringes
PLUMBER/PIPEFITTER.....	\$ 33.33	24.48

PLUM0118-002 06/01/2021		

KENOSHA, RACINE, AND WALWORTH COUNTIES

	Rates	Fringes
Plumber and Steamfitter.....	\$ 45.98	25.05

PLUM0400-003 05/31/2021		

ADAMS, BROWN, CALUMET, DODGE (except Watertown), DOOR, FOND DU LAC, GREEN LAKE, KEWAUNEE, MANITOWOC, MARINETTE (except Niagara), MENOMINEE, OCONTO, OUTAGAMIE, SHAWANO, SHEBOYGAN, WAUPACA, WAUSHARA, AND WINNEBAGO COUNTIES

	Rates	Fringes
PLUMBER/PIPEFITTER.....	\$ 44.88	20.65

PLUM0434-002 05/30/2021		

BARON, BUFFALO, CHIPPEWA, CLARK, CRAWFORD, DUNN, EAU CLAIRE, FLORENCE, FOREST, GRANT, JACKSON, JUNEAU, LA CROSSE, LANGLADE, LINCOLN, MARATHON, MONROE, ONEIDA, PEPIN, PIERCE, POLK, PORTAGE, PRICE, RUSK, ST. CROIX, TAYLOR, TREMPLEAU, VERNON, VILAS, AND WOOD COUNTIES

	Rates	Fringes
PIPEFITTER.....	\$ 44.65	20.72

PLUM0601-003 06/01/2021		

DODGE (Watertown), GREEN, JEFFERSON, LAFAYETTE, MILWAUKEE, OZAUKEE, ROCK, WASHINGTON AND WAUKESHA COUNTIES

Rates	Fringes
-------	---------

PIPEFITTER.....\$ 48.81 27.80

PLUM0601-009 06/01/2021

COLUMBIA, DANE, IOWA, MARQUETTE, RICHLAND AND SAUK COUNTIES

Rates Fringes

PIPEFITTER.....\$ 50.55 26.05

TEAM0039-002 06/01/2021

Rates Fringes

TRUCK DRIVER

1 & 2 Axle Trucks.....\$ 32.57 23.81

3 or more axles; Euclids
or Dumptor, Articulated

Truck, Mechanic.....\$ 32.72 23.81

SUWI2011-001 11/16/2011

Rates Fringes

WELL DRILLER.....\$ 16.52

WELDERS - Receive rate prescribed for craft performing
operation to which welding is incidental.

=====
Note: Executive Order (EO) 13706, Establishing Paid Sick Leave
for Federal Contractors applies to all contracts subject to the
Davis-Bacon Act for which the contract is awarded (and any
solicitation was issued) on or after January 1, 2017. If this
contract is covered by the EO, the contractor must provide
employees with 1 hour of paid sick leave for every 30 hours
they work, up to 56 hours of paid sick leave each year.
Employees must be permitted to use paid sick leave for their
own illness, injury or other health-related needs, including
preventive care; to assist a family member (or person who is
like family to the employee) who is ill, injured, or has other
health-related needs, including preventive care; or for reasons
resulting from, or to assist a family member (or person who is
like family to the employee) who is a victim of, domestic
violence, sexual assault, or stalking. Additional information
on contractor requirements and worker protections under the EO
is available at
<https://www.dol.gov/agencies/whd/government-contracts>.

Unlisted classifications needed for work not included within
the scope of the classifications listed may be added after
award only as provided in the labor standards contract clauses
(29CFR 5.5 (a) (1) (ii)).

The body of each wage determination lists the classification
and wage rates that have been found to be prevailing for the
cited type(s) of construction in the area covered by the wage
determination. The classifications are listed in alphabetical

order of ""identifiers"" that indicate whether the particular rate is a union rate (current union negotiated rate for local), a survey rate (weighted average rate) or a union average rate (weighted union average rate).

Union Rate Identifiers

A four letter classification abbreviation identifier enclosed in dotted lines beginning with characters other than ""SU"" or ""UAVG"" denotes that the union classification and rate were prevailing for that classification in the survey. Example: PLUM0198-005 07/01/2014. PLUM is an abbreviation identifier of the union which prevailed in the survey for this classification, which in this example would be Plumbers. 0198 indicates the local union number or district council number where applicable, i.e., Plumbers Local 0198. The next number, 005 in the example, is an internal number used in processing the wage determination. 07/01/2014 is the effective date of the most current negotiated rate, which in this example is July 1, 2014.

Union prevailing wage rates are updated to reflect all rate changes in the collective bargaining agreement (CBA) governing this classification and rate.

Survey Rate Identifiers

Classifications listed under the ""SU"" identifier indicate that no one rate prevailed for this classification in the survey and the published rate is derived by computing a weighted average rate based on all the rates reported in the survey for that classification. As this weighted average rate includes all rates reported in the survey, it may include both union and non-union rates. Example: SULA2012-007 5/13/2014. SU indicates the rates are survey rates based on a weighted average calculation of rates and are not majority rates. LA indicates the State of Louisiana. 2012 is the year of survey on which these classifications and rates are based. The next number, 007 in the example, is an internal number used in producing the wage determination. 5/13/2014 indicates the survey completion date for the classifications and rates under that identifier.

Survey wage rates are not updated and remain in effect until a new survey is conducted.

Union Average Rate Identifiers

Classification(s) listed under the UAVG identifier indicate that no single majority rate prevailed for those classifications; however, 100% of the data reported for the classifications was union data. EXAMPLE: UAVG-OH-0010 08/29/2014. UAVG indicates that the rate is a weighted union average rate. OH indicates the state. The next number, 0010 in the example, is an internal number used in producing the wage determination. 08/29/2014 indicates the survey completion date for the classifications and rates under that identifier.

A UAVG rate will be updated once a year, usually in January of each year, to reflect a weighted average of the current negotiated/CBA rate of the union locals from which the rate is based.

WAGE DETERMINATION APPEALS PROCESS

1.) Has there been an initial decision in the matter? This can be:

- * an existing published wage determination
- * a survey underlying a wage determination
- * a Wage and Hour Division letter setting forth a position on a wage determination matter
- * a conformance (additional classification and rate) ruling

On survey related matters, initial contact, including requests for summaries of surveys, should be with the Wage and Hour National Office because National Office has responsibility for the Davis-Bacon survey program. If the response from this initial contact is not satisfactory, then the process described in 2.) and 3.) should be followed.

With regard to any other matter not yet ripe for the formal process described here, initial contact should be with the Branch of Construction Wage Determinations. Write to:

Branch of Construction Wage Determinations
Wage and Hour Division
U.S. Department of Labor
200 Constitution Avenue, N.W.
Washington, DC 20210

2.) If the answer to the question in 1.) is yes, then an interested party (those affected by the action) can request review and reconsideration from the Wage and Hour Administrator (See 29 CFR Part 1.8 and 29 CFR Part 7). Write to:

Wage and Hour Administrator
U.S. Department of Labor
200 Constitution Avenue, N.W.
Washington, DC 20210

The request should be accompanied by a full statement of the interested party's position and by any information (wage payment data, project description, area practice material, etc.) that the requestor considers relevant to the issue.

3.) If the decision of the Administrator is not favorable, an interested party may appeal directly to the Administrative Review Board (formerly the Wage Appeals Board). Write to:

Administrative Review Board
U.S. Department of Labor
200 Constitution Avenue, N.W.
Washington, DC 20210

4.) All decisions by the Administrative Review Board are final.

=====
END OF GENERAL DECISION"



Wisconsin Department of Transportation

April 7, 2022

Division of Transportation Systems Development

Bureau of Project Development
4822 Madison Yards Way, 4th Floor South
Madison, WI 53705

Telephone: (608) 266-1631
Facsimile (FAX): (608) 266-8459

NOTICE TO ALL CONTRACTORS:

Proposal #18: 1100-17-76, WISC2022300
Milwaukee – Fond du Lac
Good Hope Rd to Waukesha Co Ln
IH 41
Milwaukee County

Letting of April 12, 2022

This is Addendum No. 01, which provides for the following:

Special Provisions:

Revised Special Provisions	
Article No.	Description
3	Prosecution and Progress
5	Traffic

Schedule of Items:

Revised Bid Item Quantities					
Bid Item	Item Description	Unit	Old Quantity	Revised Quantity	Proposal Total
416.0610	Drilled Tie Bars	EACH	1,472	136	1,608
416.0620	Drilled Dowel Bars	EACH	6,882	160	7,042
416.1715	Concrete Pavement Repair SHES	SY	2,572	65	2,637
416.1725	Concrete Pavement Replacement SHES	SY	2,559	180	2,739
611.8110	Adjusting Manhole Covers	EACH	32	3	35
611.8115	Adjusting Inlet Covers	EACH	116	2	118
628.7020	Inlet Protection Type D	EACH	116	5	121
643.0300	Traffic Control Drums	DAY	14,139	588	14,727
643.0420	Traffic Control Barricades Type III	DAY	1,470	28	1,498
643.0705	Traffic Control Warning Lights Type A	DAY	2,840	56	2,896
643.0715	Traffic Control Warning Lights Type C	DAY	2,461	140	2,601
643.0800	Traffic Control Arrow Boards	DAY	241	28	269
643.0900	Traffic Control Signs	DAY	4,484	140	4,624
643.1050	Traffic Control Signs PCMS	DAY	90	14	104
643.4100.S	Traffic Control Interim Lane Closure	EACH	275	14	289
646.1020	Marking Line Epoxy 4-Inch	LF	319	283	602

646.1040	Marking Line Grooved Wet Ref Epoxy 4-Inch	LF	60,376	2,350	62,726
646.3020	Marking Line Epoxy 8-Inch	LF	2,099	221	2,320
646.5020	Marking Arrow Epoxy	EACH	24	2	26
646.5120	Marking Word Epoxy	EACH	16	2	18
646.6120	Marking Stop Line Epoxy 18-Inch	LF	424	36	460
646.8120	Marking Curb Epoxy	LF	221	55	276
646.8220	Marking Island Nose Epoxy	EACH	23	1	24
690.0250	Sawing Concrete	LF	10,140	609	10,749

Plan Sheets:

Revised Plan Sheets	
Plan Sheet	Plan Sheet Title (brief description of changes to sheet)
36	Plan Details, Added concrete pavement repair/replacement work on southbound N 124 th Street between the ramps.
62	Pavement Marking, Refreshing all markings on N 124 th Street between ramps.
147-151	Roadway MQ's, Added quantity for concrete pavement repair/replacement work on N 124 th Street between the ramps.

Added Plan Sheets	
Plan Sheet	Plan Sheet Title (brief description of why sheet was added)
178A	SDD - Concrete Pavement Jointing at Utility Fixtures
178B	SDD - Concrete Pavement Jointing Acceleration/Deceleration Lane
220A	SDD - Traffic Control, Single Lane Closure, Divided Non-Freeway/Expressway
220B	SDD - Traffic Control, Intersection Within Single Right Lane Closure
220C	SDD - Traffic Control, Intersection Within Single Left Lane Closure

The responsibility for notifying potential subcontractors and suppliers of these changes remains with the prime contractor.

Sincerely,

Mike Coleman

Proposal Development Specialist
Proposal Management Section

ADDENDUM NO. 01
PROJECT ID 1100-17-76
April 7, 2022

Special Provisions

3. Prosecution and Progress.

*Add the following section to section titled **Schedule of Operations**:*

N 124th Street

- Construction is from approximately from Station 197+00 to 203+00 SB.
- Provide temporary traffic control signs and devices as directed by the engineer.
- Provide and install erosion control items as approved in the ECIP and as directed by the engineer.
- Remove concrete pavement, saw concrete patches, drill tie bars and dowel bars, adjust manhole covers or adjusting inlet covers as required, concrete pavement repair SHES or concrete pavement replacement SHES. **Do not disturb traffic signal loops with concrete pavement work.**
- Install permanent pavement marking at locations no longer disturbed or in conflict with traffic staging.

5. Traffic.

*Add the following section to section titled **Staging Description**:*

N 124th Street

- Work can be performed anytime during nighttime lane closures except when Detour for STH 145 On-Ramp to IH-41/USH 45 NB is in effect for entrance ramp closure.
- Maintain one lane open in each direction on N 124th Street during nighttime operations.

Schedule of Items

Attached, dated April 7, 2022, are the revised Schedule of Items Pages 1 – 8.

Plan Sheets

The following 8½ x 11-inch sheets are attached and made part of the plans for this proposal:

Revised: 36, 62, 147 thru 150.

Added: 178A, 178B, 220A, 220B, and 220C

END OF ADDENDUM



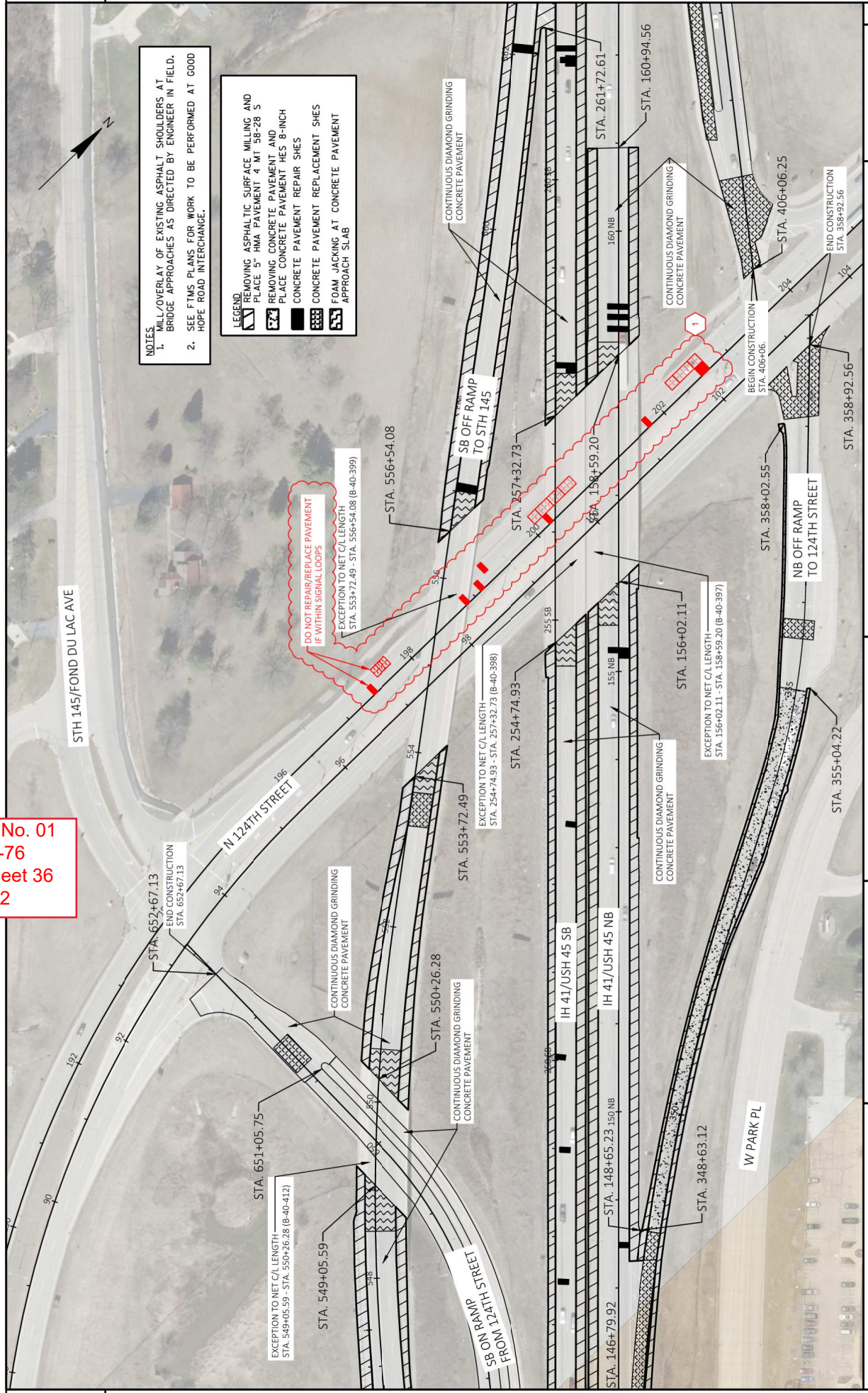
NOTES

- MILL/OVERLAY OF EXISTING ASPHALT SHOULDERS AT BRIDGE APPROACHES AS DIRECTED BY ENGINEER IN FIELD.
- SEE FIMS PLANS FOR WORK TO BE PERFORMED AT GOOD HOPE ROAD INTERCHANGE.

LEGEND


- MILL/OVERLAY OF EXISTING ASPHALT SHOULDERS AT BRIDGE APPROACHES AS DIRECTED BY ENGINEER IN FIELD.
- PLACE 5' HMA PAVEMENT 4 FT 58-28 S
- REMOVING CONCRETE PAVEMENT AND PLACE CONCRETE PAVEMENT HES 8-INCH CONCRETE PAVEMENT REPAIR SHES
- CONCRETE PAVEMENT REPLACEMENT SHES
- FOAM JACKING AT CONCRETE PAVEMENT APPROACH SLAB

Addendum No. 01
ID 1100-17-76
Revised Sheet 36
April 7, 2022

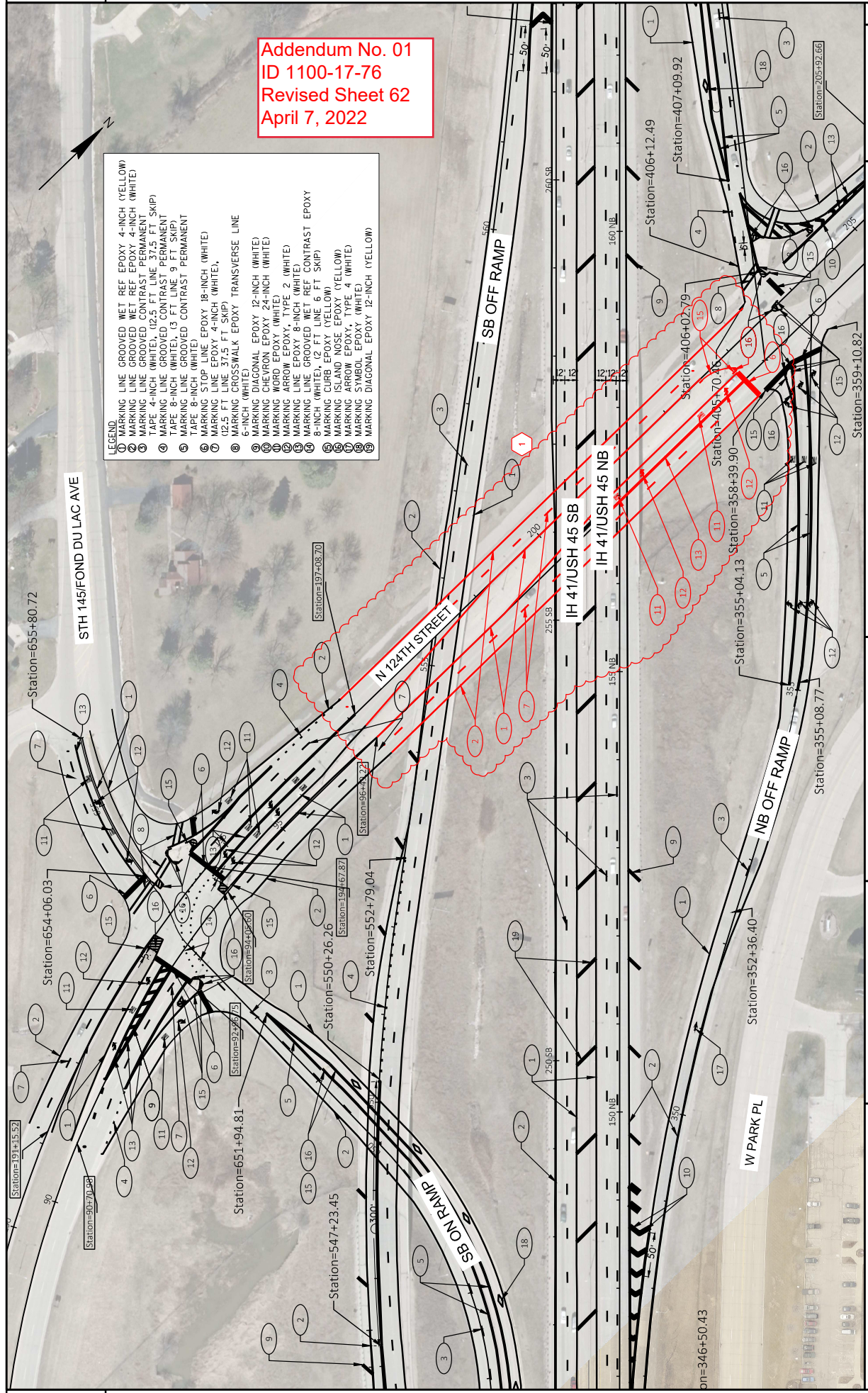


PROJECT NO: 1100-17-76	COUNTY: MILWAUKEE	PLAN DETAILS	SHEET 36	E
FILE NAME: N:\PROJECTS\11001706\SHETS\PLAN\021201-PD.DWG	PLLOT NAME: 1 IN=100 FT	PLLOT DATE: 4/6/2022 12:54 PM	PLLOT BY: SANTIAGO PEREZ, EDGA	WISDOT/CADD/SHEET 42
HWY: IH 41/USH 45				

Addendum No. 01
ID 1100-17-76
Revised Sheet 62
April 7, 2022



- LEGEND**
- ① MARKING LINE GROOVED WET EPOXY 4-INCH (YELLOW)
 - ② MARKING LINE GROOVED WET EPOXY 4-INCH (WHITE)
 - ③ MARKING LINE GROOVED CONTRAST PERMANENT
 - ④ TAPES 6-INCH (WHITE), (2.5 FT LINE), (7.5 FT LINE), (12.5 FT LINE)
 - ⑤ TAPES 8-INCH (WHITE), (3 FT LINE), (9 FT LINE), (18 FT LINE)
 - ⑥ MARKING LINE GROOVED CONTRAST PERMANENT
 - ⑦ MARKING STOP LINE EPOXY 18-INCH (WHITE)
 - ⑧ MARKING STOP LINE EPOXY 4-INCH (WHITE), (2.5 FT LINE), (37.5 FT SKIP)
 - ⑨ MARKING CROSSWALK EPOXY TRANSVERSE LINE 6-INCH (WHITE)
 - ⑩ MARKING DIAGONAL EPOXY 12-INCH (WHITE)
 - ⑪ MARKING CHEVRON EPOXY 4-INCH (WHITE)
 - ⑫ MARKING CHEVRON EPOXY 8-INCH (WHITE)
 - ⑬ MARKING ARROW EPOXY TYPE 2 (WHITE)
 - ⑭ MARKING LINE EPOXY 8-INCH (WHITE)
 - ⑮ MARKING LINE GROOVED WET REF CONTRAST EPOXY 8-INCH (WHITE), (2 FT LINE), (6 FT SKIP)
 - ⑯ MARKING CURB EPOXY (YELLOW)
 - ⑰ MARKING ISLAND NOSE EPOXY (YELLOW)
 - ⑱ MARKING SYMBOL EPOXY (WHITE)
 - ⑳ MARKING DIAGONAL EPOXY 12-INCH (YELLOW)



PROJECT NO: 1100-17-76	COUNTY: MILWAUKEE	PAVEMENT MARKING	SHEET 62	E
FILE NAME: N:\PDS\CD\11001706\SHEETS\PLAN\024501-PM.DWG	LAYOUT NAME: PM - I4	PLOT DATE: 4/6/2022 7:59 AM	PLOT NAME: SANTAGO PEREZ, EDGA	PLOT SCALE: 1 IN=100 FT
WISDOT/CAD05 SHEET 42				

Addendum No. 01
ID 1100-17-76
Revised Sheet 147
April 7, 2022

CATEGORY	ROADWAY	STATION	LOCATION	416.0610						416.0620						416.1715						416.1725						690.0250 SAWING CONCRETE
				DRILLED TIE BARS			DRILLED DOWEL BARS			CONCRETE PAVEMENT REPAIR SHES			CONCRETE PAVEMENT REPLACEMENT SHES			CONCRETE PAVEMENT REPAIR SHES			CONCRETE PAVEMENT REPLACEMENT SHES			CONCRETE PAVEMENT REPAIR SHES			CONCRETE PAVEMENT REPLACEMENT SHES			
				Lane 1	Lane 2	Lane 3	Lane 1	Lane 2	Lane 3	Lane 1	Lane 2	Lane 3	Lane 1	Lane 2	Lane 3	Lane 1	Lane 2	Lane 3	Lane 1	Lane 2	Lane 3	Lane 1	Lane 2	Lane 3	Lane 1	Lane 2	Lane 3	
1000	IH 41/USH 45 NB	105+88 NB-111+20 NB 114+00 NB-156+00 NB 158+60 NB-161+00 NB	MAIN LINE	12	9	12	66	66	46	34	34	26	22	22	22	22	22	22	22	22	22	22	22	22	22	416		
	IH 41/USH 45 SB	205+00 SB-212+00 SB 215+00 SB-255+00 SB 257+00 SB-265+50 SB	MAIN LINE	10	4	9	72	32	60	88	528	24	64	64	24	37	21	34	34	24	24	24	24	24	24	216		
	NB ON RAMP FROM STH 145 NB	406+00-430+50	NB ON RAMP FROM STH 145	8	12	-	48	64	-	26	32	-	-	-	26	32	-	-	-	-	-	-	-	-	-	233		
	NB EXT RAMP TO 124TH ST	346+00-359+00	NB EXT RAMP TO 124TH ST	142	-	-	156	-	-	-	-	-	-	-	-	-	-	-	-	-	-	-	-	-	-	890		
	NB ON RAMP FROM 124TH ST	407+00-418+00	NB ON RAMP FROM 124TH STREET	124	-	-	608	-	-	12	-	-	-	-	12	-	-	-	-	-	-	-	-	-	-	969		
	SB EXT RAMP TO STH 145	515+50-549+00 550+00-554+00 556+50-566+00 837+13-847+42	SB EXT RAMP TO STH 145	9	-	-	60	-	-	24	-	-	-	-	24	-	-	-	-	-	-	-	-	-	-	108		
	SB ON RAMP FROM STH 145	634+00-651+00 651+00-656+00	SB ON RAMP FROM STH 145	75	-	-	210	110	30	72	32	-	-	-	72	32	-	-	-	-	-	-	-	-	-	498		
	N 124TH STREET UNDER BRIDGES	198+00-202+00	N 124TH STREET	30	106	-	96	64	-	57	8	-	-	57	8	-	-	-	-	-	-	-	-	-	-	609		
	UNDISTRIBUTED		SUBTOTAL	200	719	638	2724	3148	1170	828	1307	502	1991	476	2739	200	200	200	200	200	200	200	200	200	200	900		
	TOTAL		TOTAL	1608	7042	7042	2637	2637	2637	2637	2637	2637	2637	2637	2637	2637	2637	2637	2637	2637	2637	2637	2637	2637	2637	10749		

NOTE: CONCRETE PAVEMENT ARE APPROXIMATE IN MISCELLANEOUS QUANTITY SHEET

Addendum No. 01
ID 1100-17-76
Revised Sheet 148
April 7, 2022

DRAINAGE					
611,8110	611,8115	611,8120.S	612,0700	SPV,0060,5005	
ADJUSTING MANHOLE COVERS	ADJUSTING INLET COVERS	COVER PLATES TEMPORARY	DRAIN TILE EXPLORATION	FASTENING SEWER ACCESS COVERS	
EACH	EACH	EACH	LF	EACH	
2	29	-	-	-	
8	29	-	-	-	
1	1	-	-	-	
3	2	-	-	-	
7	12	-	-	-	
4	11	-	-	-	
2	20	-	-	-	
3	2	-	-	-	
5	12	35	250	153	
35	118	35	250	153	
TOTAL					

EROSION CONTROL									
628,1104	628,1504	628,1520	628,1905	628,1910	628,7020	628,7504			
EROSION BALES	SILT FENCE	SILT FENCE MAINTENANCE	MOBILIZATIONS EROSION CONTROL	MOBILIZATIONS EMERGENCY EROSION CONTROL	INLET PROTECTION TYPE D	TEMPORARY DITCH CHECKS			
EACH	LF	LF	EACH	EACH	EACH	LF			
-	-	-	-	-	28	-			
-	-	-	-	-	28	-			
-	-	-	-	-	3	-			
-	-	-	-	-	4	-			
-	-	-	-	-	14	-			
-	-	-	-	-	11	-			
-	-	-	-	-	18	-			
-	-	-	-	-	5	-			
100	2000	2000	4	1	10	100			
100	2000	2000	4	1	121	100			
TOTAL									

MAINTENANCE	
618,0100	
Maintenance and Repair of Haul Roads (Project) 0001, 1100-17-76	
EACH	
1	
TOTAL	1

PROJECT NO: 1100-17-76 COUNTY: MILWAUKEE HWY: IH 41/USH 45 SHEET: 148

FILE NAME: _____ PLOT DATE: _____ PLOT BY: _____ PLOT SCALE: 1:1

CATEGORY	ROADWAY	STATION	DURATION	TRAFFIC CONTROL ITEMS												643.1055.S			
				643.0300 TRAFFIC CONTROL DRUMS		643.0420 TRAFFIC CONTROL BARRICADE TYPE II		643.0705 TRAFFIC CONTROL WARNING LIGHTS TYPE A		643.0715 TRAFFIC CONTROL WARNING LIGHTS TYPE C		643.0800 TRAFFIC CONTROL ARROW BOARDS		643.0900 TRAFFIC CONTROL SIGNS			643.0910 TRAFFIC CONTROL COVERING SIGNS TYPE I		643.1050 TRAFFIC CONTROL SIGNS POIS
				EACH*	DAY	EACH*	DAY	EACH*	DAY	EACH*	DAY	EACH*	DAY	EACH*	DAY	EACH*	DAY	EACH*	DAY
	IH 41/USH 45 NB STAGE 1	-	12	150	1800	25	300	50	600	24	288	2	24	81	972	-	-	-	-
	IH 41/USH 45 NB STAGE 2	-	15	164	2460	6	90	12	180	30	450	3	45	17	255	-	-	-	-
	IH 41/USH 45 NB STAGE 3	-	12	264	3168	25	300	50	600	54	648	3	36	67	804	-	-	-	-
	IH 41/USH 45 NB EXT RAMP TO N 124TH ST	-	10	79	790	5	50	10	100	12	120	-	-	64	640	3	1	10	-
	IH 41/USH 45 SB STAGE 1	-	15	141	2115	20	300	40	600	30	450	3	45	57	855	-	-	-	-
	IH 41/USH 45 SB STAGE 2	-	15	98	1470	6	90	12	180	15	225	2	30	14	210	-	-	-	-
	IH 41/USH 45 SB STAGE 3	-	12	153	1836	20	240	40	480	15	180	3	36	54	648	-	-	-	-
	N 124TH STREET UNDER BRIDGES	SB LANE 1	7	42	294	2	14	4	28	10	70	2	14	10	70	-	1	7	-
	UNDISTRIBUTED	SB LANE 2	7	42	294	2	14	4	28	10	70	2	14	10	70	-	1	7	-
	TOTAL		40	14,727	14,727	-	1,698	-	2,696	-	2,601	-	269	-	4,624	3	2	100	80

NOTE:
* = FOR INFORMATION ONLY

Addendum No. 01
ID 1100-17-76
Revised Sheet 149
April 7, 2022

TRAFFIC CONTROL SIGNS FIXED MESSAGE						
643.1000						
TRAFFIC CONTROL SIGNS FIXED MESSAGE						
CATEGORY	SIGN NO.	NUMBER REQUIRED	SIZE LENGTH (FT.)	SIZE WIDTH (FT.)	SIGN AREA (SF)	SIGN MESSAGE
1000	FM-01	2	11	6	66	HWY 145 NIGHTTIME RAMP CLOSURES 9PM-5:30AM
	FM-02	2	11	2	44	BEGINS XXXXX
	FM-03	2	11	5	110	I-41/HWY 45 NORTH RAMP CLOSED FOLLOW DETOUR
					TOTAL	286

Addendum No. 01
ID 1100-17-76
Revised Sheet 150
April 7, 2022

TRAFFIC CONTROL CLOSURES						
643.4100.S						
TRAFFIC CONTROL CLOSE-OPEN FREEWAY ENTRANCE RAMP CLOSURE						
CATEGORY	ROADWAY	LOCATION	EACH	SPV.0060.5001	TRAFFIC CONTROL FULL FREEWAY CLOSURE	SPV.0060.5002
1000	IH 41/USH 45 NB	MAIN LINE	12	-	-	-
	IH 41/USH 45 SB	MAIN LINE	12	-	-	1
	W GOOD HOPE RD	ON RAMP	-	6	6	-
	STH 145 (NB) ON RAMP	ON RAMP	-	6	6	-
	NB EXT RAMP TO 124TH STREET	EXIT RAMP	-	6	6	-
	NB ON RAMP FROM 124TH STREET	ON RAMP	-	6	6	-
	SB EXT TO STH 145 SB	EXIT RAMP	-	6	6	-
	SB ON RAMP FROM 124TH STREET	ON RAMP	-	8	8	-
1	N 124TH STREET UNDER BRIDGES	SB DIRECTION	14	-	-	-
	UNDISTRIBUTED	TOTAL	251	-	-	-
		TOTAL	289	38	1	1

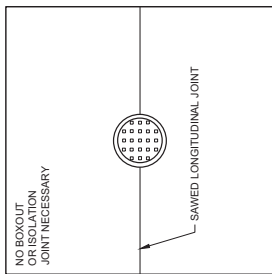
CATEGORY	ROADWAY	STATION	MARKING LINE GROOVED WET REF EPOXY 4-INCH		MARKING LINE GROOVED CONTRAST TAPE 4-INCH		MARKING LINE GROOVED WET REF EPOXY 8-INCH		MARKING LINE GROOVED CONTRAST PERMANENT TAPE 8-INCH		MARKING LINE GROOVED CONTRAST PERMANENT TAPE 8-INCH		MARKING ARROW EPOXY		MARKING WORD EPOXY		MARKING SYMBOL EPOXY		MARKING STOP LINE EPOXY 18-INCH		MARKING DIAGONAL EPOXY 12-INCH		MARKING CHEVRON EPOXY 24-INCH		MARKING CROSSWALK EPOXY TRANSVERSE LINE 6-INCH		MARKING CURB EPOXY		MARKING ISLAND NOSE EPOXY		
			WHITE LF	YELLOW LF	WHITE LF	WHITE LF	WHITE LF	WHITE LF	WHITE LF	WHITE LF	WHITE LF	WHITE LF	WHITE LF	WHITE LF	WHITE LF	WHITE LF	WHITE LF	WHITE LF	WHITE LF	WHITE LF	WHITE LF	WHITE LF	WHITE LF	WHITE LF	WHITE LF	WHITE LF	WHITE LF	WHITE LF	WHITE LF	WHITE LF	WHITE LF
1000	IH 41/USH 45 NB	105+95-103+00	6,069	7,752	3,883	2,242	2,892	2,892	2,892	2,892	2,892	2,892	2,892	2,892	2,892	2,892	2,892	2,892	2,892	2,892	2,892	2,892	2,892	2,892	2,892	2,892	2,892	2,892	2,892	2,892	2,892
	NB ON RAMP FROM GOOD HOPE RD	899+40-911+00	1,419	907	-	-	412	-	-	-	-	-	-	-	-	-	-	-	-	-	-	-	-	-	-	-	-	-	-	-	
	NB ON RAMP FROM STH 145	406+00-430+00	2,618	2,210	134	-	578	-	-	-	-	-	-	-	-	-	-	-	-	-	-	-	-	-	-	-	-	-	-	-	
	NB EXIT RAMP TO 124TH ST	3481+00-3591+00	1,564	992	66	-	1,021	-	-	-	-	-	-	-	-	-	-	-	-	-	-	-	-	-	-	-	-	-	-	-	
	NB ON RAMP FROM STH 145	407+00-418+00	1,293	816	108	-	1,700	-	-	-	-	-	-	-	-	-	-	-	-	-	-	-	-	-	-	-	-	-	-	-	
	NB ON RAMP FROM STH 145	515+50-566+00	4,754	4,619	1,386	-	1,539	-	-	-	-	-	-	-	-	-	-	-	-	-	-	-	-	-	-	-	-	-	-	-	
	SB EXIT RAMP TO STH 145 NB	837+00-503+25	1,385	576	-	-	604	-	-	-	-	-	-	-	-	-	-	-	-	-	-	-	-	-	-	-	-	-	-	-	
	SB ON RAMP FROM STH 145	634+00-669+00	1,798	1,543	254	-	2,694	-	-	-	-	-	-	-	-	-	-	-	-	-	-	-	-	-	-	-	-	-	-	-	
	SB ON RAMP FROM STH 145	901+71-961+49	1,382	1,290	303	-	47	-	-	-	-	-	-	-	-	-	-	-	-	-	-	-	-	-	-	-	-	-	-	-	
	124TH STREET UNDER BRIDGES	197+09-203+46	1,219	1,131	-	-	-	-	-	-	-	-	-	-	-	-	-	-	-	-	-	-	-	-	-	-	-	-	-	-	
	UNDISTRIBUTED		1,445	1,431	405	-	662	-	-	-	-	-	-	-	-	-	-	-	-	-	-	-	-	-	-	-	-	-	-	-	
	SUB-TOTAL		31,553	31,173	8,488	-	14,321	-	-	-	-	-	-	-	-	-	-	-	-	-	-	-	-	-	-	-	-	-	-	-	
	TOTAL		62,726	62,726	2,520	-	14,321	-	-	-	-	-	-	-	-	-	-	-	-	-	-	-	-	-	-	-	-	-	-	-	

CATEGORY	ROADWAY	STATION	MARKING REMOVAL BLASTING 4-INCH		MARKING REMOVAL BLASTING 8-INCH		TEMPORARY MARKING LINE REMOVABLE TAPE 4-INCH		TEMPORARY MARKING LINE REMOVABLE TAPE 4-INCH CONTRAST		TEMPORARY MARKING LINE REMOVABLE TAPE 8-INCH		TEMPORARY MARKING LINE REMOVABLE TAPE 8-INCH CONTRAST		TEMPORARY MARKING LINE REMOVABLE TAPE 8-INCH		TEMPORARY MARKING LINE REMOVABLE TAPE 8-INCH CONTRAST		TEMPORARY MARKING LINE REMOVABLE TAPE 8-INCH		TEMPORARY MARKING LINE REMOVABLE TAPE 8-INCH CONTRAST		TEMPORARY MARKING LINE REMOVABLE TAPE 8-INCH		TEMPORARY MARKING LINE REMOVABLE TAPE 8-INCH CONTRAST		TEMPORARY MARKING LINE REMOVABLE TAPE 8-INCH		TEMPORARY MARKING LINE REMOVABLE TAPE 8-INCH CONTRAST	
			WHITE LF	YELLOW LF	WHITE LF	WHITE LF	WHITE LF	WHITE LF	WHITE LF	WHITE LF	WHITE LF	WHITE LF	WHITE LF	WHITE LF	WHITE LF	WHITE LF	WHITE LF	WHITE LF	WHITE LF	WHITE LF	WHITE LF	WHITE LF	WHITE LF	WHITE LF	WHITE LF	WHITE LF	WHITE LF	WHITE LF	WHITE LF	WHITE LF
1000	IH 41/USH 45 NB	105+95-103+00	-	-	-	-	-	-	-	-	-	-	-	-	-	-	-	-	-	-	-	-	-	-	-	-	-	-	-	-
	NB ON RAMP FROM GOOD HOPE RD	899+40-911+00	-	-	-	-	907	-	-	-	-	-	-	-	-	-	-	-	-	-	-	-	-	-	-	-	-	-	-	-
	NB ON RAMP FROM STH 145	406+00-430+00	-	-	-	-	2,618	-	-	-	-	-	-	-	-	-	-	-	-	-	-	-	-	-	-	-	-	-	-	-
	NB EXIT RAMP TO 124TH ST	3481+00-3591+00	-	-	-	-	1,564	-	-	-	-	-	-	-	-	-	-	-	-	-	-	-	-	-	-	-	-	-	-	-
	NB ON RAMP FROM STH 145	407+00-418+00	-	-	-	-	1,293	-	-	-	-	-	-	-	-	-	-	-	-	-	-	-	-	-	-	-	-	-	-	-
	NB ON RAMP FROM STH 145	515+50-566+00	-	-	-	-	4,754	-	-	-	-	-	-	-	-	-	-	-	-	-	-	-	-	-	-	-	-	-	-	-
	SB EXIT RAMP TO STH 145 NB	837+00-503+25	-	-	-	-	1,385	-	-	-	-	-	-	-	-	-	-	-	-	-	-	-	-	-	-	-	-	-	-	-
	SB ON RAMP FROM STH 145	634+00-669+00	-	-	-	-	1,798	-	-	-	-	-	-	-	-	-	-	-	-	-	-	-	-	-	-	-	-	-	-	-
	SB ON RAMP FROM STH 145	901+71-961+49	-	-	-	-	1,382	-	-	-	-	-	-	-	-	-	-	-	-	-	-	-	-	-	-	-	-	-	-	-
	124TH STREET UNDER BRIDGES	197+09-203+46	-	-	-	-	1,219	-	-	-	-	-	-	-	-	-	-	-	-	-	-	-	-	-	-	-	-	-	-	-
	UNDISTRIBUTED		-	-	-	-	1,445	-	-	-	-	-	-	-	-	-	-	-	-	-	-	-	-	-	-	-	-	-	-	-
	SUB-TOTAL		-	-	-	-	17,286	-	-	-	-	-	-	-	-	-	-	-	-	-	-	-	-	-	-	-	-	-	-	-
	TOTAL		-	-	-	-	17,286	-	-	-	-	-	-	-	-	-	-	-	-	-	-	-	-	-	-	-	-	-	-	-

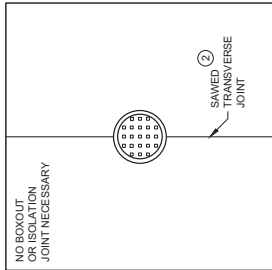
Addendum No. 01
 ID 1100-17-76
 Revised Sheet 151
 April 7, 2022

GENERAL NOTES

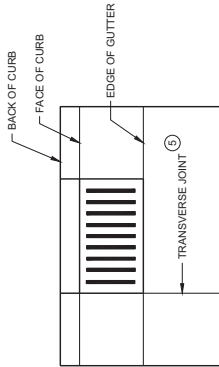
- 1 USE BOXOUTS WHEN UTILITY STRUCTURE IS IN THE PATH OF CONSTRUCTION JOINTS. PROVIDE A 1 FOOT MINIMUM CLEARANCE BETWEEN THE EXTERIOR LIMIT OF THE STRUCTURE TO THE DIAMOND BOXOUT.
- 2 ADJUST TRANSVERSE JOINT TO INTERSECT MANHOLE IF POSSIBLE.
- 3 IF DISTANCE BETWEEN THE LONGITUDINAL JOINT AND THE EDGE OF MANHOLE IS 2 FEET OR LESS, DIVERT THE LONGITUDINAL JOINT AT A 2:1 TAPER RATE TO THE CENTER OF THE MANHOLE. IF THE DISTANCE IS GREATER THAN 2 FEET, DO NOT DIVERT THE JOINT AND SAW AS NORMAL. PLACE REINFORCEMENT REBAR AROUND THE MANHOLE.
- 4 IF THE DISTANCE FROM THE EDGE OF THE MANHOLE TO THE NEAREST TRANSVERSE JOINT IS LESS 4 FEET OR LESS, REDIRECT JOINT TO INTERSECT THE CENTER OF THE MANHOLE. IF DISTANCE IS GREATER THAN 4 FEET, DO NOT DIVERT THE JOINT AND SAW AS NORMAL. PLACE REINFORCEMENT REBAR AROUND THE MANHOLE.
- 5 ALIGN TRANSVERSE JOINT WITH ONE EDGE OF INLET WHEN PRACTICAL.



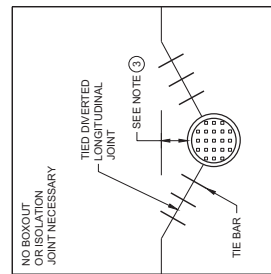
MANHOLE WITH LONGITUDINAL JOINT



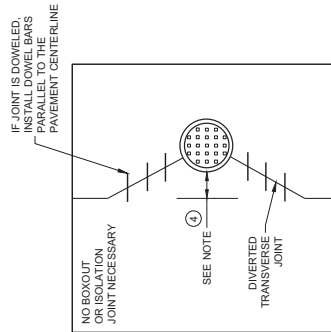
MANHOLE WITH TRANSVERSE JOINT



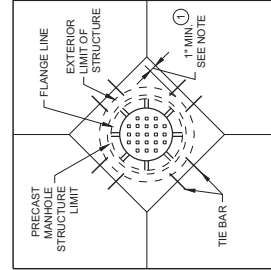
INLET WITH TRANSVERSE JOINT



MANHOLE WITH DIVERTED LONGITUDINAL CONTRACTION JOINT



MANHOLE WITH DIVERTED TRANSVERSE CONTRACTION JOINT



DIAGONAL MANHOLE BOXOUT FOR CONSTRUCTION JOINTS

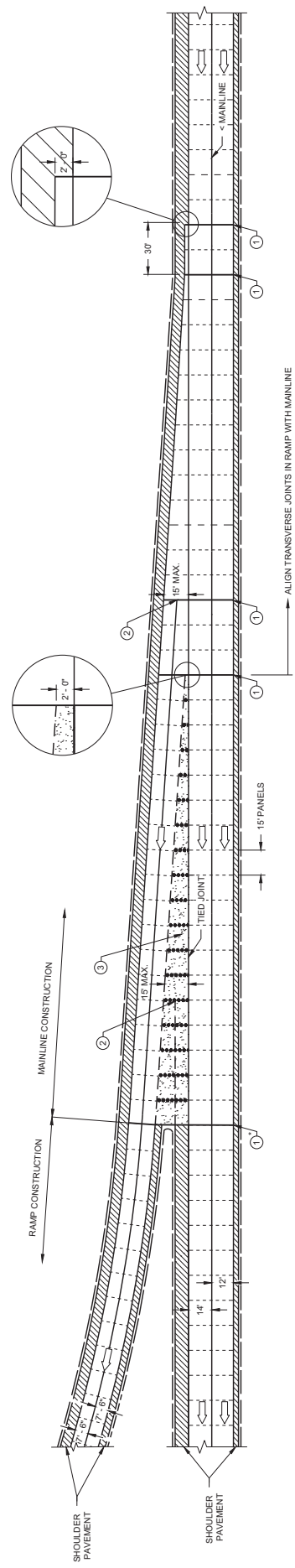
Addendum No. 01
ID 1100-17-76
Added Sheet 178A
April 7, 2022

CONCRETE PAVEMENT JOINTING AT UTILITY FIXTURES
STATE OF WISCONSIN DEPARTMENT OF TRANSPORTATION
APPROVED November 2018 DATE /S/ Peter Kemp P.E. PAVEMENT SUPERVISOR

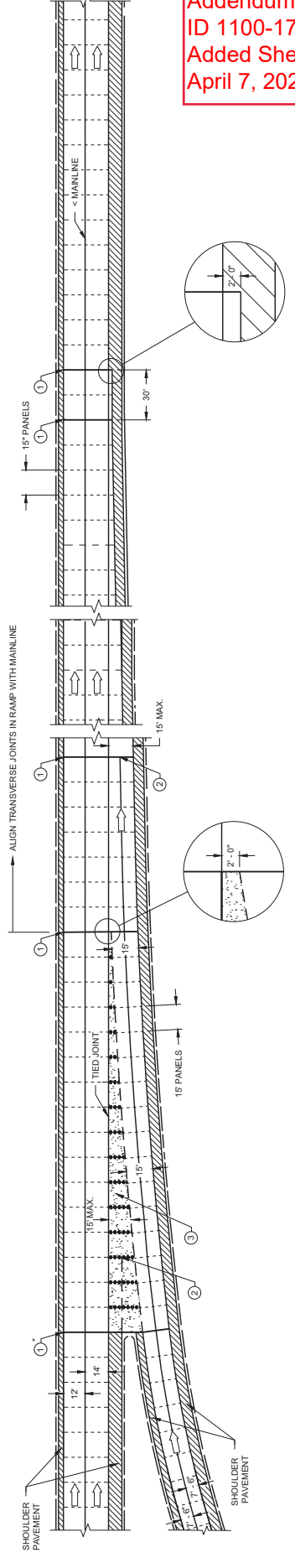
Addendum No. 01
 ID 1100-17-76
 Added Sheet 178B
 April 7, 2022

CONCRETE PAVEMENT JOINTING
ACCELERATION/ DECELERATION LANE
STATE OF WISCONSIN DEPARTMENT OF TRANSPORTATION
APPROVED November 2018 DATE
ISS: Peter Kemp P.E. ROADWAY STRUCTURE DEVELOPMENT ENGINEER

178B



DECELERATION LANE



ACCELERATION LANE

- LEGEND**
- DOWELED JOINT
 - UNDOWELED JOINT
 - TIED JOINT
 - - - UNTIED JOINT
 - GORE
 - DIRECTION OF TRAVEL

- GENERAL NOTES**
- PAVEMENT AND BASE THICKNESS, PANEL LENGTHS, JOINTS AND REINFORCEMENT FOR THE DECELERATION AND ACCELERATION LANES, INCLUDING TAPERS, SHALL BE THE SAME AS THE MAINLINE, EXCEPT WHERE OTHERWISE NOTED.
- ALL REINFORCEMENT BARS SHALL BE EPOXY COATED CONFORMING TO SUBSECTION 505.2.6 OF THE STANDARD SPECIFICATIONS.
- LANE AND SHOULDER WIDTHS MAY VARY FROM SHOWN. SEE CONSTRUCTION PLANS FOR ACTUAL PROPOSED WIDTHS.
- 1 CRITICAL TRANSVERSE JOINT LOCATIONS AT PAVEMENT WIDTH CHANGES.
 - 2 STOP LONGITUDINAL JOINT WITH CORE HOLE (2" TYP.) WHEN IT MEETS THE FIRST TRANSVERSE JOINT LESS THAN 15' WIDE OR STOP LONGITUDINAL JOINT WHEN IT MEETS 2' AWAY FROM THE TIED JOINT OF THE MAINLINE.
 - 3 DISREGARD THE JOINT DETAILS IN AND AROUND THE GORE WHEN ASPHALTIC GORE IS INSTALLED.

LEGEND

- SIGN ON PERMANENT SUPPORT
- TRAFFIC CONTROL DRUM
- TRAFFIC CONTROL DRUM WITH ATTACHED SIGN
- TYPE "C" STEADY BURNLIGHT
- TYPE "A" WARNING LIGHT (FLASHING)
- FLASHING ARROW BOARD
- DIRECTION OF TRAFFIC
- REMOVE PAVEMENT MARKING (SEE GENERAL NOTES)
- WORK AREA

GENERAL NOTES

FOR WORK ON ROADWAYS WITH SPEEDS GREATER THAN 45MPH, USE SDD 15D72. THIS LANE CLOSURE DETAIL IS TYPICAL FOR CLOSING THE LEFT LANE. FOR A RIGHT LANE CLOSURE, REVERSE THE TRAFFIC CONTROL.

THIS DETAIL MAY BE USED FOR ROADWAYS WITH EITHER TWO OR THREE LANES IN EACH DIRECTION. ALL SIGNS ARE 60"x24" UNLESS OTHERWISE NOTED. IF NECESSARY DUE TO SPACE CONSTRAINTS IN URBAN AREAS, 36"x36" SIGNS MAY BE USED IF APPROVED BY REGIONAL TRAFFIC UNIT.

"W" SIGNS IS THE SAME AS "W" SIGN EXCEPT THE BACKGROUND IS ORANGE.

ANY SIGNS TEMPORARY OR EXISTING, WHICH CONFLICT WITH THE TRAFFIC CONTROL "IN USE", SHALL BE REMOVED OR COVERED AS NEEDED AND AS APPROVED BY THE ENGINEER. NO WARNING LIGHTS SHALL BE WORKING ON COVERED OR "DOWNED" SIGNS.

SIGNS THAT WILL BE IN PLACE LESS THAN 7 CONTINUOUS DAYS AND NIGHTS OR THAT WILL BE PLACED IN A CLOSED LANE MAY BE MOUNTED ON TEMPORARY SUPPORTS.

THE EXACT NUMBER, LOCATION, AND SPACING OF ALL SIGNS AND DEVICES SHALL BE ADJUSTED TO FIT FIELD CONDITIONS AS APPROVED BY THE ENGINEER.

THE SPACING BETWEEN TRAFFIC CONTROL SIGNS SHOULD BE ADJUSTED TO NOT CONFLICT WITH AND TO PROVIDE A MINIMUM OF 200 FEET (50' DESIRABLE) DISTANCE TO EXISTING SIGNS THAT WILL REMAIN IN PLACE WHERE THESE SIGNS ARE ALREADY PRESENT.

REMOVE PAVEMENT MARKINGS AND PLACE TEMPORARY PAVEMENT MARKING LINE IF LANE CLOSURE IS TO BE IN PLACE FOR 4 OR MORE CONTINUOUS DAYS AND NIGHTS.

CONSIDER GEOMETRICS, WHEN LOCATING SIGNS AND ARROW BOARDS SO THE APPROACHING DRIVER HAS A CLEAR VIEW OF THE ARROW BOARDS AND LANE CLOSURE DRUMS FOR A MINIMUM 1500 FEET IN FRONT OF DRUMS.

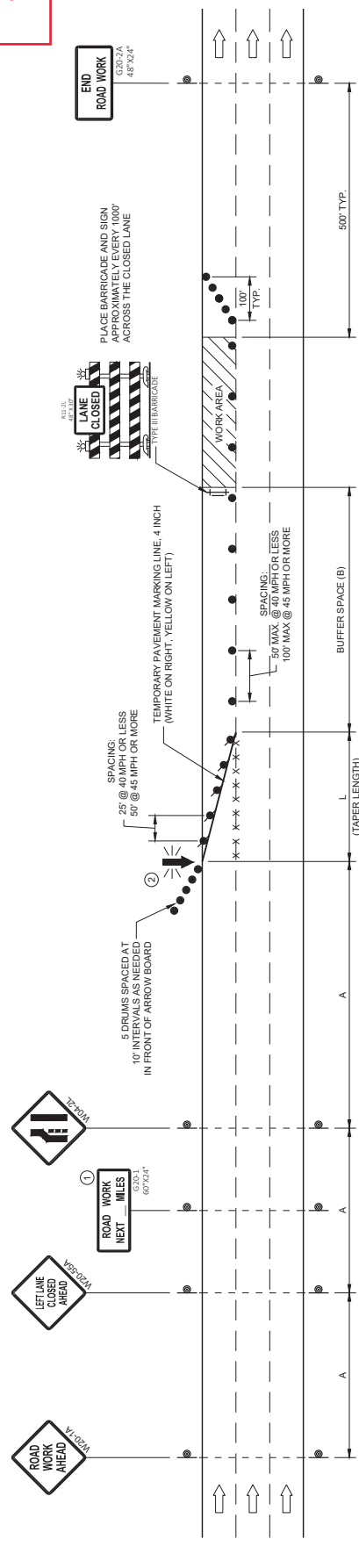
BARRICADES IN A CLOSED LANE THAT MUST BE MOVED FOR A WORK OPERATION SHALL BE IMMEDIATELY REESTABLISHED UPON COMPLETION OF THE OPERATION OR FOR CONTINUING OPERATIONS, AT THE END OF EACH WORKING DAY.

CHANNELIZING DEVICES PLACED ADJACENT TO WORK AREA SHALL BE PULLED BACK FROM THE TRAVEL LANE WHEN WORK IS NOT IN PROGRESS.

WARNING LIGHTS ARE NOT REQUIRED IF THE LANE CLOSURE IS A DAYTIME ONLY OPERATION.

- ① OMIT G20-1 SIGNS IF LENGTH OF WORK AREA IS 2 MILES OR LESS.
- ② WHERE THE SHOULDER OR TERRACE HAS INSUFFICIENT SPACE TO PLACE THE ARROW BOARD AS SHOWN, PLACE THE ARROW BOARD AT THE END OF THE TAPER.

Addendum No. 01
ID 1100-17-76
Added Sheet 220A
April 7, 2022



POSTED SPEED LIMIT PRIOR TO WORK STARTING (MPH)	ADVANCE WARNING SIGN SPACING (A) FEET	TAPER LENGTH (12 FT. LANE) (L) FEET	BUFFER SPACE (B) FEET
25	200'	125'	55'
30	200'	180'	85'
35	350'	245'	120'
40	350'	320'	170'
45	500'	540'	220'

TRAFFIC CONTROL, SINGLE LANE CLOSURE, DIVIDED NON-FREWAY/EXPRESSWAY

STATE OF WISCONSIN
DEPARTMENT OF TRANSPORTATION
APPROVED February 2022 DATE
/s/ Andrew Hedtling WORK ZONE ENGINEER

GENERAL NOTES

ALL SIGNS ARE 48"X48" UNLESS OTHERWISE NOTED. IF NECESSARY DUE TO SPACE CONSTRAINTS IN URBAN AREAS, 36" X 36" MAY BE USED IF APPROVED BY THE DISTRICT TRAFFIC UNIT.

W SIGNS THE SAME AS "W" SIGN EXCEPT THE BACKGROUND IS ORANGE.

ANY SIGNS TEMPORARY OR EXISTING, WHICH CONFLICT WITH THE TRAFFIC CONTROL "IN USE", SHALL BE REMOVED OR COVERED AS NEEDED AND AS APPROVED BY THE ENGINEER. NO WARNING LIGHTS SHALL BE WORKING ON COVERED OR DOWNED SIGNS. THE EXACT NUMBER, LOCATION, AND SPACING OF ALL SIGNS AND DEVICES SHALL BE ADJUSTED TO FIT FIELD CONDITIONS AS APPROVED BY THE ENGINEER.

THE SPACING BETWEEN TRAFFIC CONTROL SIGNS SHOULD BE ADJUSTED TO NOT CONFLICT WITH AND TO PROVIDE A MINIMUM OF 200 FEET (50% DESIRABLE) DISTANCE TO EXISTING SIGNS THAT WILL REMAIN IN PLACE.

SIGN LAYOUTS SHALL BE IN ACCORDANCE WITH THE FHWA'S MANUAL OF STANDARD HIGHWAY SIGNS ON THE WISCONSIN STANDARD SIGN PLATES.

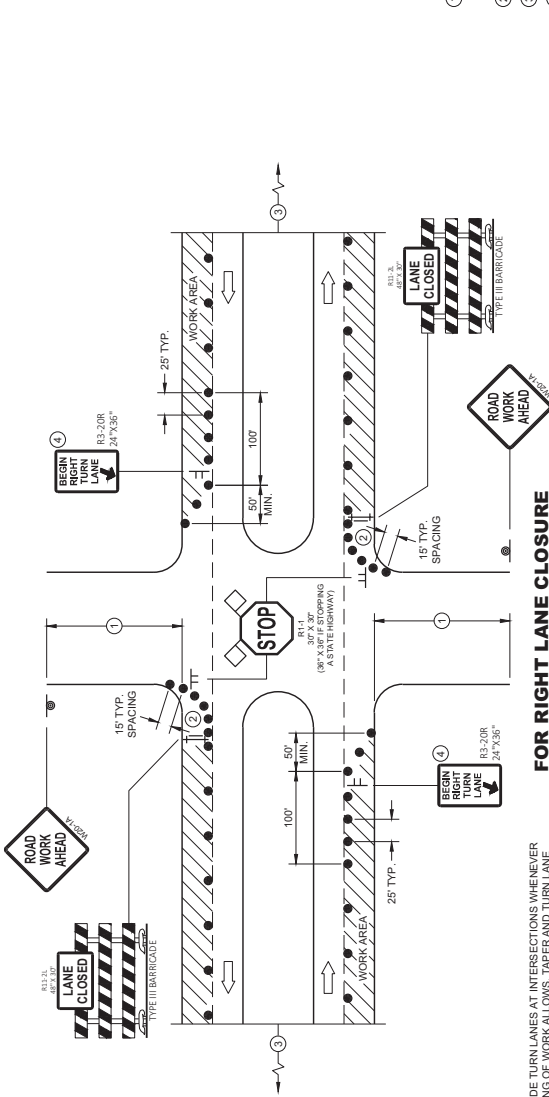
SIGNS THAT WILL REMAIN IN PLACE LESS THAN 7 CONTINUOUS DAYS AND NIGHTS OR THAT WILL BE PLACED IN A CLOSED LANE MAY BE MOUNTED ON PORTABLE SUPPORTS. BARRICADES IN A CLOSED LANE THAT MUST BE MOVED FOR A WORK OPERATION SHALL BE IMMEDIATELY REESTABLISHED UPON COMPLETION OF THE OPERATION, OR FOR CONTINUING OPERATIONS, AT THE END OF EACH WORKING DAY.

CHANNELIZING DEVICES PLACED ADJACENT TO WORK AREA SHALL BE PULLED BACK FROM THE TRAVEL LANE WHEN WORK IS NOT IN PROGRESS.

- ① 500' TYPICAL OR AT LAST INTERSECTION, WHICHEVER IS CLOSER, 350' IF 35-40 MPH, 200' IF 25-30 MPH.
- ② ALSO USE BARRICADE AND 15 FOOT TYPICAL DRUM SPACING AT COMMERCIAL DRIVEWAYS
- ③ SEE SEPARATE LANE CLOSURE DETAIL FOR ADDITIONAL TRAFFIC CONTROL.
- ④ MINIMUM MOUNTING HEIGHT OF 5 FEET FROM EDGE OF PAVEMENT (AT EDGE LINE LOCATION) TO BOTTOM OF SIGN.

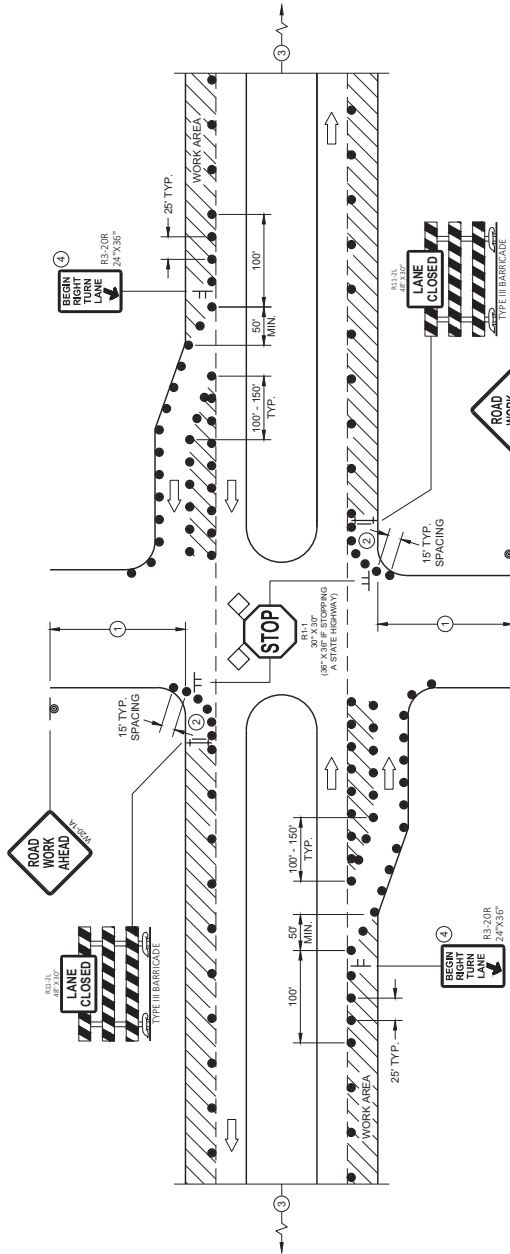
LEGEND

- ⊥ SIGN ON TEMPORARY SUPPORT
- ⊥ SIGN ON PERMANENT SUPPORT
- TRAFFIC CONTROL DRUM
- ⇄ TYPE III BARRICADE WITH ATTACHED SIGN
- ➡ DIRECTION OF TRAFFIC
- ◇ FLAGS, 16" X 16" MIN., ORANGE
- ▨ WORK AREA



FOR RIGHT LANE CLOSURE AT INTERSECTION

PROVIDE TURN LANES AT INTERSECTIONS WHENEVER STAGING OF WORK ALLOWS. TAPER AND TURN LANE SIGNING ON FIELD CONDITIONS AS APPROVED BY THE ENGINEER.



FOR RIGHT LANE CLOSURE AT INTERSECTION (WITH RIGHT TURN BAY OPEN)

**TRAFFIC CONTROL,
INTERSECTION WITHIN SINGLE
RIGHT LANE CLOSURE**

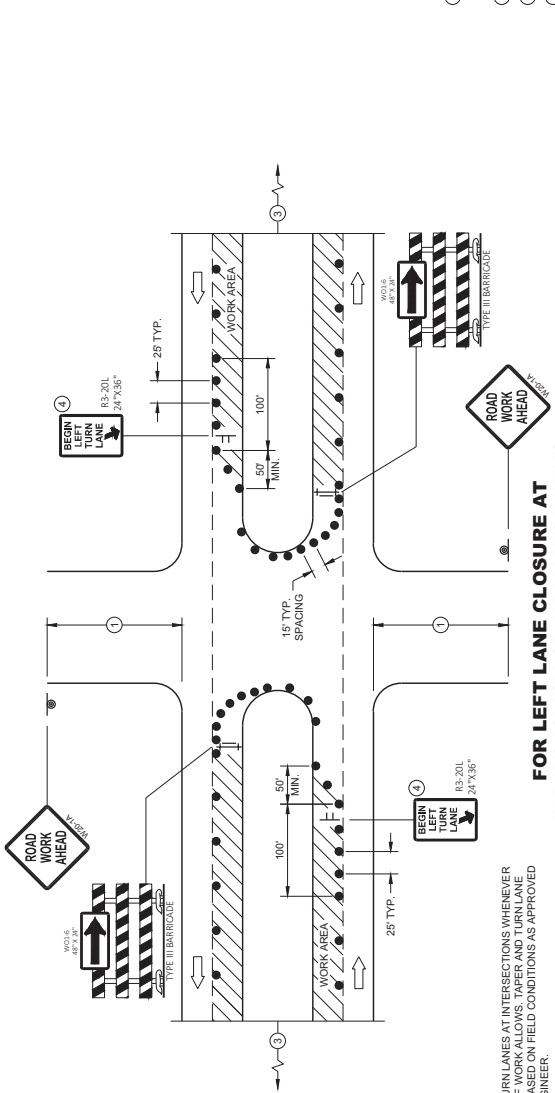
STATE OF WISCONSIN
DEPARTMENT OF TRANSPORTATION

Addendum No. 01
ID 1100-17-76
Added Sheet 220B
April 7, 2022

220B

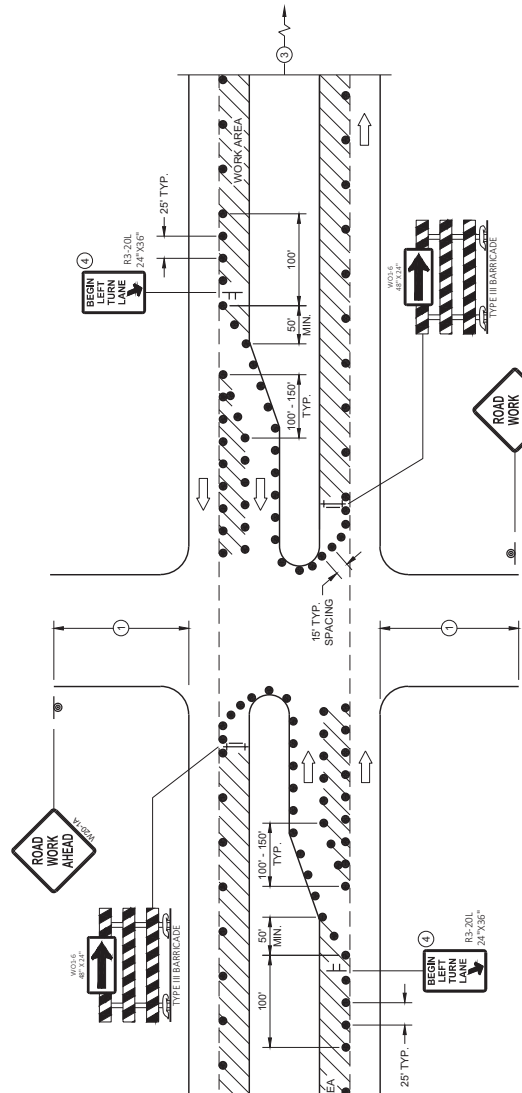
GENERAL NOTES

- 1 ALL SIGNS ARE 48"X48" UNLESS OTHERWISE NOTED. IF NECESSARY DUE TO SPACE CONSTRAINTS IN URBAN AREAS, 36" X 36" MAY BE USED IF APPROVED BY THE DISTRICT TRAFFIC UNIT.
- 2 "W" SIGN IS THE SAME AS "W" SIGN EXCEPT THE BACKGROUND IS ORANGE.
- 3 ANY SIGNS TEMPORARY OR EXISTING, WHICH CONFLICT WITH THE TRAFFIC CONTROL "IN USE" SHALL BE REMOVED OR COVERED AS NEEDED AND AS APPROVED BY THE ENGINEER. NO WARNING LIGHTS SHALL BE WORKING ON COVERED OR "DOWNED" SIGNS.
- 4 THE EXACT NUMBER, LOCATION, AND SPACING OF ALL SIGNS AND DEVICES SHALL BE ADJUSTED TO FIT FIELD CONDITIONS AS APPROVED BY THE ENGINEER.
- 5 THE SPACING BETWEEN TRAFFIC CONTROL SIGNS SHOULD BE ADJUSTED TO NOT CONFLICT WITH THE MINIMUM 250 FEET (80' DESIRABLE) DISTANCE TO EXISTING SIGNS THAT WILL REMAIN IN PLACE.
- 6 SIGN LAYOUTS SHALL BE IN ACCORDANCE WITH THE FHWA'S MANUAL OF STANDARD HIGHWAY SIGNS OR THE WISCONSIN STANDARD SIGN PLATES.
- 7 SIGNS THAT WILL REMAIN IN PLACE LESS THAN 7 CONTINUOUS DAYS AND NIGHTS OR THAT WILL BE PLACED IN A CLOSED LANE MAY BE MOUNTED ON PORTABLE SUPPORTS.
- 8 BARRICADES IN A CLOSED LANE THAT MUST BE MOVED FOR A WORK OPERATION SHALL BE IMMEDIATELY REESTABLISHED UPON COMPLETION OF THE OPERATION, OR FOR CONTINUING OPERATIONS, AT THE END OF EACH WORKING DAY.
- 9 CHANNELIZING DEVICES PLACED ADJACENT TO WORK AREA SHALL BE PULLED BACK FROM THE TRAVEL LANE WHEN WORK IS NOT IN PROGRESS.
- 10 500 TYPICAL OR AT LAST INTERSECTION, WHICHEVER IS CLOSER.
350 IF 35 - 40 MPH.
200 IF 25 - 30 MPH.
- 11 ALSO USE BARRICADE AND 15 FOOT TYPICAL DRUM SPACING AT COMMERCIAL DRIVEWAYS
- 12 SEE SEPARATE LANE CLOSURE DETAIL FOR ADDITIONAL TRAFFIC CONTROL.
- 13 MINIMUM MOUNTING HEIGHT OF 5 FEET FROM EDGE OF PAVEMENT (AT EDGE LINE LOCATION) TO BOTTOM OF SIGN.



FOR LEFT LANE CLOSURE AT INTERSECTION OR MEDIAN OPENING

PROVIDE TURN LANES AT INTERSECTIONS WHENEVER STAGING OF WORK ALLOWS. TAPER AND TURN LANE LENGTHS BASED ON FIELD CONDITIONS AS APPROVED BY THE ENGINEER.



FOR LEFT LANE CLOSURE AT INTERSECTION OR MEDIAN OPENING (WITH LEFT TURN BAY OPEN)

LEGEND

- 1 SIGN ON TEMPORARY SUPPORT
- 2 SIGN ON PERMANENT SUPPORT
- 3 TRAFFIC CONTROL DRUM
- 4 TYPE III BARRICADE WITH ATTACHED SIGN
- 5 DIRECTION OF TRAFFIC
- 6 FLAGS, 16" X 16" MIN., ORANGE
- 7 WORK AREA

TRAFFIC CONTROL, INTERSECTION WITHIN SINGLE LEFT LANE CLOSURE	
STATE OF WISCONSIN DEPARTMENT OF TRANSPORTATION	
APPROVED AUGUST 2020	DATE
/S/ Andrew Hedding	DATE
WORK ZONE ENGINEER	

Addendum No. 01
ID 1100-17-76
Added Sheet 220C
April 7, 2022

220C



Proposal Schedule of Items

Proposal ID: 20220412018 Project(s): 1100-17-76

Federal ID(s): WISC 2022300

SECTION: 0001 Roadway Items

Alt Set ID: Alt Mbr ID:

Proposal Line Number	Item ID Description	Approximate Quantity and Units	Unit Price	Bid Amount
0002	108.4300 RBC Progress Schedule	1.000 EACH	_____.	_____.
0004	204.0100 Removing Concrete Pavement	1,400.000 SY	_____.	_____.
0006	204.0120 Removing Asphaltic Surface Milling	42,220.000 SY	_____.	_____.
0008	204.9060.S Removing (item description) 2000. Microwave Detector	1.000 EACH	_____.	_____.
0010	204.9060.S Removing (item description) 2001. Pole	1.000 EACH	_____.	_____.
0012	204.9060.S Removing (item description) 3000. Loop Detector Wire & Lead In Cable IH 41 NB Ramps & STH 145	1.000 EACH	_____.	_____.
0014	205.0100 Excavation Common	1,920.000 CY	_____.	_____.
0016	211.0400 Prepare Foundation for Asphaltic Shoulders	474.000 STA	_____.	_____.
0018	213.0100 Finishing Roadway (project) 0001. 1100- 17-76	1.000 EACH	_____.	_____.
0020	305.0110 Base Aggregate Dense 3/4-Inch	488.000 TON	_____.	_____.
0022	305.0120 Base Aggregate Dense 1 1/4-Inch	470.000 TON	_____.	_____.
0024	305.0500 Shaping Shoulders	474.000 STA	_____.	_____.
0026	312.0115 Select Crushed Material	1,920.000 CY	_____.	_____.
0028	415.1080 Concrete Pavement HES 8-Inch	1,400.000 SY	_____.	_____.
0030	416.0610 Drilled Tie Bars	1,608.000 EACH	_____.	_____.



Proposal Schedule of Items

Proposal ID: 20220412018 Project(s): 1100-17-76

Federal ID(s): WISC 2022300

SECTION: 0001 Roadway Items

Alt Set ID: Alt Mbr ID:

Proposal Line Number	Item ID Description	Approximate Quantity and Units	Unit Price	Bid Amount
0032	416.0620 Drilled Dowel Bars	7,042.000 EACH	_____.	_____.
0034	416.1715 Concrete Pavement Repair SHES	2,637.000 SY	_____.	_____.
0036	416.1725 Concrete Pavement Replacement SHES	2,739.000 SY	_____.	_____.
0038	420.1000 Continuous Diamond Grinding Concrete Pavement	78,738.000 SY	_____.	_____.
0040	455.0605 Tack Coat	5,916.000 GAL	_____.	_____.
0042	460.2000 Incentive Density HMA Pavement	7,630.000 DOL	1.00000	7,630.00
0044	460.6224 HMA Pavement 4 MT 58-28 S	11,828.000 TON	_____.	_____.
0046	495.1000.S Cold patch	10.000 TON	_____.	_____.
0048	611.8110 Adjusting Manhole Covers	35.000 EACH	_____.	_____.
0050	611.8115 Adjusting Inlet Covers	118.000 EACH	_____.	_____.
0052	611.8120.S Cover Plates Temporary	32.000 EACH	_____.	_____.
0054	612.0700 Drain Tile Exploration	250.000 LF	_____.	_____.
0056	618.0100 Maintenance And Repair of Haul Roads (project) 0001. 1100-17-76	1.000 EACH	_____.	_____.
0058	619.1000 Mobilization	1.000 EACH	_____.	_____.
0060	628.1104 Erosion Bales	100.000 EACH	_____.	_____.
0062	628.1504 Silt Fence	2,000.000 LF	_____.	_____.



Proposal Schedule of Items

Proposal ID: 20220412018 Project(s): 1100-17-76

Federal ID(s): WISC 2022300

SECTION: 0001 Roadway Items

Alt Set ID: Alt Mbr ID:

Proposal Line Number	Item ID Description	Approximate Quantity and Units	Unit Price	Bid Amount
0064	628.1520 Silt Fence Maintenance	2,000.000 LF	_____.	_____.
0066	628.1905 Mobilizations Erosion Control	4.000 EACH	_____.	_____.
0068	628.1910 Mobilizations Emergency Erosion Control	1.000 EACH	_____.	_____.
0070	628.7020 Inlet Protection Type D	121.000 EACH	_____.	_____.
0072	628.7504 Temporary Ditch Checks	100.000 LF	_____.	_____.
0074	634.0622 Posts Wood 4x6-Inch X 22-FT	3.000 EACH	_____.	_____.
0076	637.1220 Signs Type I Reflective SH	994.000 SF	_____.	_____.
0078	637.2210 Signs Type II Reflective H	50.000 SF	_____.	_____.
0080	638.2102 Moving Signs Type II	3.000 EACH	_____.	_____.
0082	638.2601 Removing Signs Type I	7.000 EACH	_____.	_____.
0084	638.2602 Removing Signs Type II	3.000 EACH	_____.	_____.
0086	638.3000 Removing Small Sign Supports	3.000 EACH	_____.	_____.
0088	643.0300 Traffic Control Drums	14,727.000 DAY	_____.	_____.
0090	643.0420 Traffic Control Barricades Type III	1,498.000 DAY	_____.	_____.
0092	643.0705 Traffic Control Warning Lights Type A	2,896.000 DAY	_____.	_____.
0094	643.0715 Traffic Control Warning Lights Type C	2,601.000 DAY	_____.	_____.
0096	643.0800 Traffic Control Arrow Boards	269.000 DAY	_____.	_____.



Proposal Schedule of Items

Proposal ID: 20220412018 Project(s): 1100-17-76

Federal ID(s): WISC 2022300

SECTION: 0001 Roadway Items

Alt Set ID: Alt Mbr ID:

Proposal Line Number	Item ID Description	Approximate Quantity and Units	Unit Price	Bid Amount
0098	643.0900 Traffic Control Signs	4,624.000 DAY	_____.	_____.
0100	643.0910 Traffic Control Covering Signs Type I	3.000 EACH	_____.	_____.
0102	643.1000 Traffic Control Signs Fixed Message	286.000 SF	_____.	_____.
0104	643.1050 Traffic Control Signs PCMS	104.000 DAY	_____.	_____.
0106	643.1055.S Truck or Trailer Mounted Attenuator	80.000 DAY	_____.	_____.
0108	643.4100.S Traffic Control Interim Lane Closure	289.000 EACH	_____.	_____.
0110	643.5000 Traffic Control	1.000 EACH	_____.	_____.
0112	646.1020 Marking Line Epoxy 4-Inch	602.000 LF	_____.	_____.
0114	646.1040 Marking Line Grooved Wet Ref Epoxy 4-Inch	62,726.000 LF	_____.	_____.
0116	646.1555 Marking Line Grooved Contrast Permanent Tape 4-Inch	8,488.000 LF	_____.	_____.
0118	646.3020 Marking Line Epoxy 8-Inch	2,320.000 LF	_____.	_____.
0120	646.3545 Marking Line Grooved Wet Ref Contrast Epoxy 8-Inch	75.000 LF	_____.	_____.
0122	646.3555 Marking Line Grooved Contrast Permanent Tape 8-Inch	14,321.000 LF	_____.	_____.
0124	646.5020 Marking Arrow Epoxy	26.000 EACH	_____.	_____.
0126	646.5120 Marking Word Epoxy	18.000 EACH	_____.	_____.
0128	646.5220 Marking Symbol Epoxy	12.000 EACH	_____.	_____.



Proposal Schedule of Items

Proposal ID: 20220412018 Project(s): 1100-17-76

Federal ID(s): WISC 2022300

SECTION: 0001 Roadway Items

Alt Set ID: Alt Mbr ID:

Proposal Line Number	Item ID Description	Approximate Quantity and Units	Unit Price	Bid Amount
0130	646.5520 Marking Outfall Epoxy	15.000 EACH	_____.	_____.
0132	646.6120 Marking Stop Line Epoxy 18-Inch	460.000 LF	_____.	_____.
0134	646.7120 Marking Diagonal Epoxy 12-Inch	3,699.000 LF	_____.	_____.
0136	646.7220 Marking Chevron Epoxy 24-Inch	1,135.000 LF	_____.	_____.
0138	646.7420 Marking Crosswalk Epoxy Transverse Line 6-Inch	327.000 LF	_____.	_____.
0140	646.8120 Marking Curb Epoxy	276.000 LF	_____.	_____.
0142	646.8220 Marking Island Nose Epoxy	24.000 EACH	_____.	_____.
0144	646.9010 Marking Removal Line Water Blasting 4-Inch	17,296.000 LF	_____.	_____.
0146	646.9110 Marking Removal Line Water Blasting 8-Inch	4,124.000 LF	_____.	_____.
0148	649.0150 Temporary Marking Line Removable Tape 4-Inch	60,695.000 LF	_____.	_____.
0150	649.0155 Temporary Marking Line Removable Contrast Tape 4-Inch	8,488.000 LF	_____.	_____.
0152	649.0250 Temporary Marking Line Removable Tape 8-Inch	1,687.000 LF	_____.	_____.
0154	649.0255 Temporary Marking Line Removable Contrast Tape 8-Inch	14,274.000 LF	_____.	_____.
0156	649.0550 Temporary Marking Arrow Removable Tape	24.000 EACH	_____.	_____.



Proposal Schedule of Items

Proposal ID: 20220412018 Project(s): 1100-17-76

Federal ID(s): WISC 2022300

SECTION: 0001

Roadway Items

Alt Set ID:

Alt Mbr ID:

Proposal Line Number	Item ID Description	Approximate Quantity and Units	Unit Price	Bid Amount
0158	649.0650 Temporary Marking Word Removable Tape	16.000 EACH	_____.	_____.
0160	649.0850 Temporary Marking Stop Line Removable Tape 18-Inch	424.000 LF	_____.	_____.
0162	652.0225 Conduit Rigid Nonmetallic Schedule 40 2-Inch	814.000 LF	_____.	_____.
0164	652.0700.S Install Conduit into Existing Item	4.000 EACH	_____.	_____.
0166	652.0800 Conduit Loop Detector	718.000 LF	_____.	_____.
0168	653.0135 Pull Boxes Steel 24x36-Inch	1.000 EACH	_____.	_____.
0170	653.0140 Pull Boxes Steel 24x42-Inch	1.000 EACH	_____.	_____.
0172	653.0905 Removing Pull Boxes	38.000 EACH	_____.	_____.
0174	654.0106 Concrete Bases Type 6	4.000 EACH	_____.	_____.
0176	655.0515 Electrical Wire Traffic Signals 10 AWG	3,365.000 LF	_____.	_____.
0178	655.0700 Loop Detector Lead In Cable	2,824.000 LF	_____.	_____.
0180	655.0800 Loop Detector Wire	2,872.000 LF	_____.	_____.
0182	657.0255 Transformer Bases Breakaway 11 1/2-Inch Bolt Circle	4.000 EACH	_____.	_____.
0184	657.0327 Poles Type 6-Aluminum	4.000 EACH	_____.	_____.
0186	670.0100 Field System Integrator	LS	LUMP SUM	_____.
0188	670.0200 ITS Documentation	LS	LUMP SUM	_____.



Proposal Schedule of Items

Proposal ID: 20220412018 Project(s): 1100-17-76

Federal ID(s): WISC 2022300

SECTION: 0001

Roadway Items

Alt Set ID:

Alt Mbr ID:

Proposal Line Number	Item ID Description	Approximate Quantity and Units	Unit Price	Bid Amount
0190	674.0200 Cable Microwave Detector	10,095.000 LF	_____	_____
0192	674.0300 Remove Cable	4,330.000 LF	_____	_____
0194	675.0300 Install Mounted Controller Microwave Detector Assembly	13.000 EACH	_____	_____
0196	690.0150 Sawing Asphalt	430.000 LF	_____	_____
0198	690.0250 Sawing Concrete	10,749.000 LF	_____	_____
0200	715.0720 Incentive Compressive Strength Concrete Pavement	500.000 DOL	1.00000	500.00
0202	740.0440 Incentive IRI Ride	19,570.000 DOL	1.00000	19,570.00
0204	ASP.1T0A On-the-Job Training Apprentice at \$5.00/HR	3,000.000 HRS	5.00000	15,000.00
0206	ASP.1T0G On-the-Job Training Graduate at \$5.00/HR	4,320.000 HRS	5.00000	21,600.00
0208	SPV.0060 Special 2002. Ground Rod	4.000 EACH	_____	_____
0210	SPV.0060 Special 2003. Refocus Side-Fire Vehicle Detector Site	10.000 EACH	_____	_____
0212	SPV.0060 Special 5001. Traffic Control Close-Open Freeway Entrance Ramp	38.000 EACH	_____	_____
0214	SPV.0060 Special 5002. Traffic Control Full Freeway Closure	1.000 EACH	_____	_____
0216	SPV.0060 Special 5003. Removing Raised Pavement Markers And Filling Voids	318.000 EACH	_____	_____
0218	SPV.0060 Special 5004. Utility Line Opening (ULO)	10.000 EACH	_____	_____



Proposal Schedule of Items

Proposal ID: 20220412018 Project(s): 1100-17-76

Federal ID(s): WISC 2022300

SECTION: 0001 Roadway Items

Alt Set ID: Alt Mbr ID:

Proposal Line Number	Item ID Description	Approximate Quantity and Units	Unit Price	Bid Amount
0220	SPV.0060 Special 5005. Fastening Sewer Access Covers	148.000 EACH	_____.	_____.
0222	SPV.0060 Special 5006. Mobilizations Emergency Pavement Repair	10.000 EACH	_____.	_____.
0224	SPV.0060 Special 5007. Survey Project 1100-17-76	1.000 EACH	_____.	_____.
0226	SPV.0075 Special 0001. Pavement Cleanup Project 1100-17-76	100.000 HRS	_____.	_____.
0228	SPV.0085 Special 0001. Foam Jacking	12,000.000 LB	_____.	_____.
0230	SPV.0085 Special 0002. Sealing Cracks and Joints with Hot-Applied Sealant	21,120.000 LB	_____.	_____.
	Section: 0001		Total:	_____.
			Total Bid:	_____.

