

# HIGHWAY WORK PROPOSAL

Wisconsin Department of Transportation  
DT1502 01/2020 s.66.0901(7) Wis. Stats

Proposal Number: **009**

<u>COUNTY</u>	<u>STATE PROJECT</u>	<u>FEDERAL</u>	<u>PROJECT DESCRIPTION</u>	<u>HIGHWAY</u>
Dane	5420-02-72	WISC 2023221	Madison - Lodi; Knutson Drive To Sth 19	STH 113

## ADDENDUM REQUIRED ATTACHED AT BACK

This proposal, submitted by the undersigned bidder to the Wisconsin Department of Transportation, is in accordance with the advertised request for proposals. The bidder is to furnish and deliver all materials, and to perform all work for the improvement of the designated project in the time specified, in accordance with the appended Proposal Requirements and Conditions.

Proposal Guaranty Required: \$100,000.00 Payable to: Wisconsin Department of Transportation	Attach Proposal Guaranty on back of this PAGE.
Bid Submittal Date: February 14, 2023 Time (Local Time): 11:00 am	Firm Name, Address, City, State, Zip Code
Contract Completion Time 90 Working Days	<b>SAMPLE NOT FOR BIDDING PURPOSES</b>  This contract is exempt from federal oversight.
Assigned Disadvantaged Business Enterprise Goal 3%	

This certifies that the undersigned bidder, duly sworn, is an authorized representative of the firm named above; that the bidder has examined and carefully prepared the bid from the plans, Highway Work Proposal, and all addenda, and has checked the same in detail before submitting this proposal or bid; and that the bidder or agents, officer, or employees have not, either directly or indirectly, entered into any agreement, participated in any collusion, or otherwise taken any action in restraint of free competitive bidding in connection with this proposal bid.

**Do not sign, notarize, or submit this Highway Work Proposal when submitting an electronic bid on the Internet.**

Subscribed and sworn to before me this date \_\_\_\_\_

\_\_\_\_\_  
(Signature, Notary Public, State of Wisconsin)

\_\_\_\_\_  
(Bidder Signature)

\_\_\_\_\_  
(Print or Type Name, Notary Public, State Wisconsin)

\_\_\_\_\_  
(Print or Type Bidder Name)

\_\_\_\_\_  
(Date Commission Expires)

\_\_\_\_\_  
(Bidder Title)

Notary Seal

Type of Work:	For Department Use Only
Grade, Storm Sewer, Culvert Pipe, Base, Concrete Pavement, Asphalt Pavement, Curb & Gutter, Sidewalk, Beam Guard, Signing, Lighting, Signals, Pavement Marking, Structure B-13-233.	
Notice of Award Dated	Date Guaranty Returned

**PLEASE ATTACH  
PROPOSAL GUARANTY HERE**

## PROPOSAL REQUIREMENTS AND CONDITIONS

The bidder, signing and submitting this proposal, agrees and declares as a condition thereof, to be bound by the following conditions and requirements.

If the bidder has a corporate relationship with the proposal design engineering company, the bidder declares that it did not obtain any facts, data, or other information related to this proposal from the design engineering company that was not available to all bidders.

The bidder declares that they have carefully examined the site of, and the proposal, plans, specifications and contract forms for the work contemplated, and it is assumed that the bidder has investigated and is satisfied as to the conditions to be encountered, as to the character, quality, and quantities of work to be performed and materials to be furnished, and as to the requirements of the specifications, special provisions and contract. It is mutually agreed that submission of a proposal shall be considered conclusive evidence that the bidder has made such examination.

The bidder submits herewith a proposal guaranty in proper form and amount payable to the party as designated in the advertisement inviting proposals, to be retained by and become the property of the owner of the work in the event the undersigned shall fail to execute the contract and contract bond and return the same to the office of the engineer within fourteen (14) days after having been notified in writing to do so; otherwise to be returned.

The bidder declares that they understand that the estimate of quantities in the attached schedule is approximate only and that the attached quantities may be greater or less in accordance with the specifications.

The bidder agrees to perform the said work, for and in consideration of the payment of the amount becoming due on account of work performed, according to the unit prices bid in the following schedule, and to accept such amounts in full payment of said work.

The bidder declares that all of the said work will be performed at their own proper cost and expense, that they will furnish all necessary materials, labor, tools, machinery, apparatus, and other means of construction in the manner provided in the applicable specifications and the approved plans for the work together with all standard and special designs that may be designed on such plans, and the special provisions in the contract of which this proposal will become a part, if and when accepted. The bidder further agrees that the applicable specifications and all plans and working drawings are made a part hereof, as fully and completely as if attached hereto.

The bidder, if awarded the contract, agrees to begin the work not later than ten (10) days after the date of written notification from the engineer to do so, unless otherwise stipulated in the special provisions.

The bidder declares that if they are awarded the contract, they will execute the contract agreement and begin and complete the work within the time named herein, and they will file a good and sufficient surety bond for the amount of the contract for performance and also for the full amount of the contract for payment.

The bidder, if awarded the contract, shall pay all claims as required by Section 779.14, Statutes of Wisconsin, and shall be subject to and discharge all liabilities for injuries pursuant to Chapter 102 of the Statutes of Wisconsin, and all acts amendatory thereto. They shall further be responsible for any damages to property or injury to persons occurring through their own negligence or that of their employees or agents, incident to the performance of work under this contract, pursuant to the Standard Specifications for Road and Bridge Construction applicable to this contract.

In connection with the performance of work under this contract, the contractor agrees to comply with all applicable state and federal statutes relating to non-discrimination in employment. No otherwise qualified person shall be excluded from employment or otherwise be subject to discrimination in employment in any manner on the basis of age, race, religion, color, gender, national origin or ancestry, disability, arrest or conviction record (in keeping with s.111.32), sexual orientation, marital status, membership in the military reserve, honesty testing, genetic testing, and outside use of lawful products. This provision shall include, but not be limited to the following: employment, upgrading, demotion or transfer; recruitment or recruitment advertising; layoff or termination; rates of pay or other forms of compensation, and selection for training, including apprenticeship. The contractor further agrees to ensure equal opportunity in employment to all applicants and employees and to take affirmative action to attain a representative workforce.

The contractor agrees to post notices and posters setting forth the provisions of the nondiscrimination clause, in a conspicuous and easily accessible place, available for employees and applicants for employment.

If a state public official (section 19.42, Stats.) or an organization in which a state public official holds at least a 10% interest is a party to this agreement, this contract is voidable by the state unless appropriate disclosure is made to the State of Wisconsin Ethics Board.

## BID PREPARATION

### Preparing the Proposal Schedule of Items

#### A. General

- (1) Obtain bidding proposals as specified in section 102 of the standard specifications prior to 11:45 AM of the last business day preceding the letting. Submit bidding proposals using one of the following methods:
  1. Electronic bid on the internet.
  2. Electronic bid on a printout with accompanying diskette or CD ROM.
  3. Paper bid under a waiver of the electronic submittal requirements.
- (2) Bids submitted on a printout with accompanying diskette or CD ROM or paper bids submitted under a waiver of the electronic submittal requirements govern over bids submitted on the internet.
- (3) The department will provide bidding information through the department's web site at:

<https://wisconsin.gov/Pages/doing-bus/contractors/hcci/bid-let.aspx>

The contractor is responsible for reviewing this web site for general notices as well as information regarding proposals in each letting. The department will also post special notices of all addenda to each proposal through this web site no later than 4:00 PM local time on the Thursday before the letting. Check the department's web site after 5:00 PM local time on the Thursday before the letting to ensure all addenda have been accounted for before preparing the bid. When bidding using methods 1 and 2 above, check the Bid Express™ on-line bidding exchange at <http://www.bidx.com/> after 5:00 PM local time on the Thursday before the letting to ensure that the latest schedule of items Expedite file (\*.ebs or \*.00x) is used to submit the final bid.

- (4) Interested parties can subscribe to the Bid Express™ on-line bidding exchange by following the instructions provided at the [www.bidx.com](http://www.bidx.com) web site or by contacting:

Info Tech Inc.  
5700 SW 34th Street, Suite 1235  
Gainesville, FL 32608-5371  
email: <mailto:customer.support@bidx.com>

- (5) The department will address equipment and process failures, if the bidder can demonstrate that those failures were beyond their control.
- (6) Contractors are responsible for checking on the issuance of addenda and for obtaining the addenda. Notice of issuance of addenda is posted on the department's web site at:

<https://wisconsin.gov/Pages/doing-bus/contractors/hcci/bid-let.aspx>

or by calling the department at (608) 266-1631. Addenda can ONLY be obtained from the department's web site listed above or by picking up the addenda at the Bureau of Highway Construction, 4th floor, 4822 Madison Yards Way, Madison, WI, during regular business hours.

- (7) Addenda posted after 5:00 PM on the Thursday before the letting will be emailed to the eligible bidders for that proposal. All eligible bidders shall acknowledge receipt of the addenda whether they are bidding on the proposal or not. Not acknowledging receipt may jeopardize the awarding of the project.

## B. Submitting Electronic Bids

### B.1 On the Internet

- (1) Do the following before submitting the bid:
  4. Have a properly executed annual bid bond on file with the department.
  5. Have a digital ID on file with and enabled by Info Tech Inc. Using this digital ID will constitute the bidder's signature for proper execution of the bidding proposal.
- (2) In lieu of preparing, delivering, and submitting the proposal as specified in 102.6 and 102.9 of the standard specifications, submit the proposal on the internet as follows:
  1. Download the latest schedule of items reflecting all addenda from the Bid Express™ web site.
  2. Use Expedite™ software to enter a unit price for every item in the schedule of items.
  3. Submit the bid according to the requirements of Expedite™ software and the Bid Express™ web site. Do not submit a bid on a printout with accompanying diskette or CD ROM or a paper bid. If the bidder does submit a bid on a printout with accompanying diskette or a paper bid in addition to the internet submittal, the department will disregard the internet bid.
  4. Submit the bid before the hour and date the Notice to Contractors designates.
  5. Do not sign, notarize, and return the bidding proposal described in 102.2 of the standard specifications.
- (3) The department will not consider the bid accepted until the hour and date the Notice to Contractors designates.

### B.2 On a Printout with Accompanying Diskette or CD ROM

- (1) Download the latest schedule of items from the Wisconsin pages of the Bid Express web site reflecting the latest addenda posted on the department's web site at:  
<https://wisconsin.gov/Pages/doing-bus/contractors/hcci/bid-let.aspx>  
 Use Expedite™ software to prepare and print the schedule of items. Provide a valid amount for all price fields. Follow instructions and review the help screens provided on the Bid Express™ web site to assure that the schedule of items is prepared properly.

- (2) Staple an 8 1/2 by 11 inch printout of the Expedite™ generated schedule of items to the other proposal documents submitted to the department as a part of the bidder's sealed bid. As a separate submittal, not in the sealed bid envelope but due at the same time and place as the sealed bid, also provide the Expedite™ generated schedule of items on a 3 1/2 inch computer diskette or CD ROM. Label each diskette or CD ROM with the bidder's name, the 4 character department-assigned bidder identification code from the top of the bidding proposal, and a list of the proposal numbers included on that diskette or CD ROM as indicated in the following example:

**Bidder Name**

**BN00**

**Proposals: 1, 12, 14, & 22**

- (3) If bidding on more than one proposal in the letting, the bidder may include all proposals for that letting on one diskette or CD ROM. Include only submitted proposals with no incomplete or other files on the diskette or CD ROM.
- (4) The bidder-submitted printout of the Expedite™ generated schedule of items is the governing contract document and must conform to the requirements of section 102 of the standard specifications. If a printout needs to be altered, cross out the printed information with ink or typewriter and enter the new information and initial it in ink. If there is a discrepancy between the printout and the diskette or CD ROM, the department will analyze the bid using the printout information.

- (5) In addition to the reasons specified in section 102 of the standard specifications, proposals are irregular and the department may reject them for one or more of the following:
1. The check code printed on the bottom of the printout of the Expedite™ generated schedule of items is not the same on each page.
  2. The check code printed on the printout of the Expedite™ generated schedule of items is not the same as the check code for that proposal provided on the diskette or CD ROM.
  3. The diskette or CD ROM is not submitted at the time and place the department designates.

#### **B Waiver of Electronic Submittal**

- (1) The bidder may request a waiver of the electronic submittal requirements. Submit a written request for a waiver in lieu of bids submitted on the internet or on a printout with accompanying diskette or CD ROM. Use the waiver that was included with the paper bid document sent to the bidder or type up a waiver on the bidder's letterhead. The department will waive the electronic submittal requirements for a bidding entity (individual, partnership, joint venture, corporation, or limited liability company) for up to 4 individual proposals in a calendar year. The department may allow additional waivers for equipment malfunctions.
- (2) Submit a schedule of items on paper conforming to section 102 of the standard specifications. The department charges the bidder a \$75 administrative fee per proposal, payable at the time and place the department designates for receiving bids, to cover the costs of data entry. The department will accept a check or money order payable to: "Wisconsin, Dept. of Transportation."
- (3) In addition to the reasons specified in section 102 of the standard specifications, proposals are irregular and the department may reject them for one or more of the following:
  1. The bidder fails to provide the written request for waiver of the electronic submittal requirements.
  2. The bidder fails to pay the \$75 administrative fee before the time the department designates for the opening of bids unless the bidder requests on the waiver that they be billed for the \$75.
  3. The bidder exceeds 4 waivers of electronic submittal requirements within a calendar year.
- (4) In addition to the reasons specified in section 102 of the standard specifications, the department may refuse to issue bidding proposals for future contracts to a bidding entity that owes the department administrative fees for a waiver of electronic submittal requirements.

**PROPOSAL BID BOND**

DT1303 1/2006

Wisconsin Department of Transportation

Proposal Number	Project Number	Letting Date
Name of Principal		
Name of Surety	State in Which Surety is Organized	

We, the above-named Principal and the above-named Surety, are held and firmly bound unto the State of Wisconsin in the sum equal to the Proposal Guaranty for the total bid submitted for the payment to be made; we jointly and severally bind ourselves, our heirs, executors, administrators, successors and assigns. The condition of this obligation is that the Principal has submitted a bid proposal to the State of Wisconsin acting through the Department of Transportation for the improvement designated by the Proposal Number and Letting Date indicated above.

If the Principal is awarded the contract and, within the time and manner required by law after the prescribed forms are presented for signature, enters into a written contract in accordance with the bid, and files the bond with the Department of Transportation to guarantee faithful performance and payment for labor and materials, as required by law, or if the Department of Transportation shall reject all bids for the work described, then this obligation shall be null and void; otherwise, it shall be and remain in full force and effect. In the event of failure of the Principal to enter into the contract or give the specified bond, the Principal shall pay to the Department of Transportation **within 10 business days of demand** a total equal to the Proposal Guaranty as liquidated damages; the liability of the Surety continues for the full amount of the obligation as stated until the obligation is paid in full.

The Surety, for value received, agrees that the obligations of it and its bond shall not be impaired or affected by any extension of time within which the Department of Transportation may accept the bid; and the Surety does waive notice of any such extension.

IN WITNESS, the Principal and Surety have agreed and have signed by their proper officers and have caused their corporate seals to be affixed this date: **(DATE MUST BE ENTERED)**

**PRINCIPAL**

\_\_\_\_\_  
(Company Name) **(Affix Corporate Seal)**

\_\_\_\_\_  
(Signature and Title)

\_\_\_\_\_  
(Company Name)

\_\_\_\_\_  
(Signature and Title)

\_\_\_\_\_  
(Company Name)

\_\_\_\_\_  
(Signature and Title)

\_\_\_\_\_  
(Company Name)

\_\_\_\_\_  
(Signature and Title)

\_\_\_\_\_  
(Name of Surety) **(Affix Seal)**

\_\_\_\_\_  
(Signature of Attorney-in-Fact)

**NOTARY FOR PRINCIPAL**

\_\_\_\_\_  
(Date)

State of Wisconsin )  
 ) ss.  
\_\_\_\_\_ County )

On the above date, this instrument was acknowledged before me by the named person(s).

\_\_\_\_\_  
(Signature, Notary Public, State of Wisconsin)

\_\_\_\_\_  
(Print or Type Name, Notary Public, State of Wisconsin)

\_\_\_\_\_  
(Date Commission Expires)

**Notary Seal**

**NOTARY FOR SURETY**

\_\_\_\_\_  
(Date)

State of Wisconsin )  
 ) ss.  
\_\_\_\_\_ County )

On the above date, this instrument was acknowledged before me by the named person(s).

\_\_\_\_\_  
(Signature, Notary Public, State of Wisconsin)

\_\_\_\_\_  
(Print or Type Name, Notary Public, State of Wisconsin)

\_\_\_\_\_  
(Date Commission Expires)

**Notary Seal**

**IMPORTANT: A certified copy of Power of Attorney of the signatory agent must be attached to the bid bond.**



# CERTIFICATE OF ANNUAL BID BOND

DT1305 8/2003

Wisconsin Department of Transportation

Time Period Valid (From/To)
Name of Surety
Name of Contractor
Certificate Holder Wisconsin Department of Transportation

This is to certify that an annual bid bond issued by the above-named Surety is currently on file with the Wisconsin Department of Transportation.

This certificate is issued as a matter of information and conveys no rights upon the certificate holder and does not amend, extend or alter the coverage of the annual bid bond.

**Cancellation:** Should the above policy be cancelled before the expiration date, the issuing surety will give thirty (30) days written notice to the certificate holder indicated above.

\_\_\_\_\_  
(Signature of Authorized Contractor Representative)

\_\_\_\_\_  
(Date)





## **CERTIFICATION REGARDING DEBARMENT, SUSPENSION, AND OTHER RESPONSIBILITY MATTERS - PRIMARY COVERED TRANSACTIONS**

### Instructions for Certification

1. By signing and submitting this proposal, the prospective contractor is providing the certification set out below.
2. The inability of a person to provide the certification required below will not necessarily result in denial of participation in this covered transaction. The prospective contractor shall submit an explanation of why it cannot provide the certification set out below. The certification or explanation will be considered in connection with the department or agency's determination whether to enter into this transaction. However, failure of the prospective contractor to furnish a certification or an explanation shall disqualify such person from participation in this transaction.
3. The certification in this clause is a material representation of fact upon which reliance was placed when the department determined to enter into this transaction. If it is later determined that the contractor knowingly rendered an erroneous certification in addition to other remedies available to the Federal Government the department may terminate this transaction for cause or default.
4. The prospective contractor shall provide immediate written notice to the department to whom this proposal is submitted if at any time the prospective contractor learns that its certification was erroneous when submitted or has become erroneous by reason of changed circumstances.
5. The terms "covered transaction," "debarred," "suspended," "ineligible," "lower tier covered transaction," "participant," "person," "primary covered transaction," "principal," "proposal," and "voluntarily excluded," as used in this clause, have the meanings set out in the Definitions and Coverage sections of the rules implementing Executive Order 12549. You may contact the department to which this proposal is being submitted for assistance in obtaining a copy of those regulations.
6. The prospective contractor agrees by submitting this proposal that, should this contract be entered into, it shall not knowingly enter into any lower tier covered transaction with a person who is debarred, suspended, declared ineligible, or voluntarily excluded from participation in this covered transaction, unless authorized by the department entering into this transaction.
7. The prospective contractor further agrees by submitting this proposal that it will include the clause titled "Certification Regarding Debarment, Suspension, Ineligibility and Voluntary Exclusion-Lower Tier Covered Transaction," which is included as an addendum to PR- 1273 - "Required Contract Provisions Federal Aid Construction Contracts," without modification, in all lower tier covered transactions and in all solicitations for lower tier covered transactions.
8. The contractor may rely upon a certification of a prospective subcontractor/materials supplier that it is not debarred, suspended, ineligible, or voluntarily excluded from the covered transaction, unless it knows that the certification is erroneous. A contractor may decide the method and frequency by which it determines the eligibility of its principals. Each contractor may, but is not required to, check the Disapproval List (telephone # 608/266/1631).

9. Nothing contained in the foregoing shall be construed to require establishment of a system of records in order to render in good faith the certification required by this clause. The knowledge and information of a contractor is not required to exceed that which is normally possessed by a prudent person in the ordinary course of business dealings.
10. Except for transactions authorized under paragraph 6 of these instructions, if a contractor in a covered transaction knowingly enters into a lower tier covered transaction with a person who is suspended, debarred, ineligible or voluntarily excluded from participation in this transaction, in addition to other remedies available to the Federal Government, the department may terminate this transaction for cause or default.

Certification Regarding Debarment, Suspension, and Other Responsibility Matters - Primary Covered Transactions

1. The prospective contractor certifies to the best of its knowledge and belief, that it and its principals:
  - (a) Are not presently debarred, suspended, proposed for debarment, declared ineligible, or voluntarily excluded from covered transactions by any Federal department or agency;
  - (b) Have not within a three-year period preceding this proposal been convicted of or had a civil judgment rendered against them for commission of fraud or a criminal offense in connection with obtaining, attempting to obtain, or performing a public (Federal, State or local) transaction or contract under a public transaction; violation of Federal or State antitrust statutes or commission of embezzlement, theft, forgery, bribery, falsification or destruction of records, making false statements or receiving stolen property;
  - (c) Are not presently indicted for or otherwise criminally or civilly charged by a governmental entity (Federal, State or local) with commission of any of the offense enumerated in paragraph (1)(b) of this certification; and
  - (d) Have not within a three-year period preceding this proposal had one or more public transactions (Federal, State or local) terminated for cause or default.
2. Where the prospective contractor is unable to certify to any of the statements in this certification, such prospective contractor shall attach an explanation to this proposal.

## Special Provisions

### Table of Contents

Article	Description	Page #
1.	General.....	3
2.	Scope of Work.....	3
3.	Prosecution and Progress.....	3
4.	Traffic.....	5
5.	Holiday and Special Event Work Restrictions.....	7
6.	Utilities.....	8
7.	Other Contracts.....	12
8.	Work by Others.....	12
9.	Railroad Insurance and Coordination - Wisconsin and Southern Railroad Company.....	12
10.	Information to Bidders, U.S. Army Corps of Engineers Section 404 Permit.....	13
11.	Information to Bidders, WPDES General Construction Storm Water Discharge Permit.....	13
12.	Construction Over or Adjacent to Navigable Waters.....	13
13.	Notice to Contractor, Verification of Asbestos Inspection, No Asbestos Found.....	14
14.	Notice to Contractor – Traffic Signal Lead Time.....	14
15.	Archaeological Site.....	14
16.	Removing Traffic Signals STH 113 & CTH M, Item 204.9060.S.01; Removing Traffic Signals STH 113 & River Road, Item 204.9060.S.02.....	14
17.	Base Aggregate Dense 3/4-Inch, Item 305.0110.....	15
18.	Base Aggregate Dense 1 1/4-Inch, Item 305.0120.....	15
19.	QMP Base Aggregate Dense 1 1/4-Inch Compaction, Item 371.2000.S.....	16
20.	HMA Percent Within Limits (PWL) Test Strip Volumetrics, Item 460.0105.S; HMA Percent Within Limits (PWL) Test Strip Density Item 460.0110.S.....	22
21.	HMA Pavement Percent Within Limits (PWL) QMP.....	27
22.	Appendix A.....	34
23.	HMA Pavement Longitudinal Joint Density.....	39
24.	Cleaning Parapets, Item 509.9050.S.....	43
25.	Adjusting Manhole Covers, Item 611.8110.....	43
26.	Pipe Grates, Item 611.9800.S.....	44
27.	Pipe Underdrain 6-Inch.....	44
28.	Stone Ditch Checks, Item 628.7515.S.....	44
29.	Removing Signs Type II, Item 638.2602.....	45
30.	Lamp, Ballast, LED, Switch Disposal by Contractor, Item 659.5000.S.....	45
31.	Temporary Traffic Signals for Intersections (STH 113 & CTH M), Item 661.0201.01.....	46
32.	Retroreflective Backplate 3S, Item SPV.0060.01; Retroreflective Backplate 4S, Item SPV.0060.02.....	47
33.	Adjusting Concrete Bases, Item SPV.0060.03.....	47
34.	Construction Staking Roundabout, Item SPV.0060.04.....	48
35.	Landmark Reference Monuments Special, Item SPV.0060.05.....	48

36.	Verify Landmark Reference Monuments, Item SPV.0060.06.....	49
37.	Concrete Curb & Gutter 24-Inch Type D Special, Item SPV.0090.01. ....	50

## STSP'S Revised June 28, 2022

### SPECIAL PROVISIONS

#### 1. General.

Perform the work under this construction contract for Project 5420-02-72, Madison – Lodi, Knutson Drive to STH 19, STH 113, Dane County, Wisconsin as the plans show and execute the work as specified in the State of Wisconsin, Department of Transportation, Standard Specifications for Highway and Structure Construction, 2023 Edition, as published by the department, and these special provisions.

If all or a portion of the plans and special provisions are developed in the SI metric system and the schedule of prices is developed in the US standard measure system, the department will pay for the work as bid in the US standard system.

100-005 (20220628)

#### 2. Scope of Work.

The work under this contract shall consist of grading, base aggregate, culvert replacement, asphalt pavement, concrete curb and gutter, storm sewer, parapet repair (Structure B-13-233), concrete approach slabs, permanent signing, pavement marking, temporary and permanent traffic signals, street lighting, traffic control, and all incidental items necessary to complete the work as shown on the plans and included in the proposal and contract.

104-005 (20090901)

#### 3. Prosecution and Progress.

Begin work within 10 calendar days after the engineer issues a written notice to do so.

Provide the time frame for construction of the project within the 2023 construction season to the engineer in writing within a month after executing the contract but at least 14 calendar days before the preconstruction conference. Assure that the time frame is consistent with the contract completion time. Upon approval, the engineer will issue the notice to proceed within 10 calendar days before the beginning of the approved time frame.

To revise the time frame, submit a written request to the engineer at least two weeks before the beginning of the intended time frame. The engineer will approve or deny that request based on the conditions cited in the request and its effect on the department's scheduled resources.

The Notice to Proceed will be issued such that work shall start no later than April 3, 2023, unless otherwise approved by the engineer.

##### A Schedule of Operations

The schedule of operations shall conform to the construction staging as shown in the plans, unless the engineer approves modifications to the schedule in writing. The brief outline below of the construction staging schedule is not intended to dictate contractor means and methods but is intended to be a guide for completion of the work using the staging and traffic control shown in the plans. Notify the engineer, in writing, of any proposed modifications to the proposed schedule.

Do not switch traffic over to the next construction stage until proper advance warning has been given via message boards, all signing, pavement marking, reflectors, and traffic control drums for the stage are in place, and conflicting pavement markings and signs are removed as shown in the traffic control section of the plans and as directed by the engineer.

During the staging, install underground items (for example storm sewer, conduit, etc.) to the staging limits. Adequately extend the underground items past the new pavement so that underground items can be extended into the next stage. The contractor shall be responsible for damage to the pavement, locating installed underground items, and maintaining traffic flow for two lanes of traffic as shown in the plan details.



The schedule of operations shall conform to the following construction staging described herein:

#### Stage 1A

- Construct temporary paving in median at Knutson Drive intersection.
- Install temporary traffic signals at the CTH M intersection for use in Stage 1B.

#### Stage 1B

- Construct northbound lanes of STH 113 from Knutson Drive to River Road.
- Complete northbound STH 113 bridge structure repairs.
- Construct eastern half of the CTH M intersection.
- Construct median turn lanes at the River Road intersection and construct the southeastern quadrant of the intersection.
- Install permanent traffic signals as work zone allows at CTH M and River Road intersections.
- Begin construction of all lanes of STH 113 north of River Road and construct roundabout at Arboretum Drive/Bong Road intersection.

#### Stage 1C

- Construct northeastern quadrant of the River Road intersection

#### Stage 2A

- Construct southbound lanes of STH 113 from Knutson Drive to River Road.
- Construct northwestern and southwestern quadrants of the CTH M intersection.
- Construct remaining median turn lanes at the River Road intersection and construct the southwestern quadrant of the intersection.
- Install permanent traffic signals as work zone allows at CTH M and River Road intersections.
- Continue construction of all lanes of STH 113 north of River Road and construction of roundabout at Arboretum Drive/Bong Road intersection. Lighting shall be installed at the roundabout prior to opening the intersection to traffic.

#### Stage 2B

- Construct inner lanes of the CTH M intersection.
- Construct northwestern quadrant of the River Road intersection.

#### Stage 2C

- Construct remaining portions of the CTH M intersection

#### Stage 3

- Remove temporary paving from median at the Knutson Drive intersection and restore median.
- Remove temporary paving from median at the CTH M intersection and restore median.

### **B Northern Long-eared Bat (*Myotis septentrionalis*)**

Northern long-eared bats (NLEB) have the potential to inhabit the project limits because they roost in trees, bridges and culverts. Roosts may not have been observed on this project, but conditions to support the species exist. The species and all active roosts are protected by the Federal Endangered Species Act. If an individual bat or active roost is encountered during construction operations, stop work and notify the engineer and the WisDOT Regional Environmental Coordinator (REC).

Ensure all operators, employees, and subcontractors working in areas of known or presumed bat habitat are aware of environmental commitments and avoidance and minimization measures (AMMs) to protect both bats and their habitat.

Direct temporary lighting, if used, away from wooded areas during the bat active season April 1 to October 31, both dates inclusive.

If additional construction activities beyond what was originally specified are required to complete the work, approval from the engineer, following coordination with WisDOT REC, is required prior to initiating these activities. If trees with a 3-inch or greater diameter at breast height (dbh) need to be removed, no tree clearing shall occur without prior approval from the engineer, following coordination with the WisDOT REC. Tree removal will require consultation with the United States Fish and Wildlife Service (USFWS) and may require a bat presence/absence or visual emergency survey. Notify the engineer if tree clearing cannot be avoided to begin coordination with the WisDOT REC. The WisDOT REC will initiate consultation with the USFWS and determine if a survey is necessary.

### **C Rusty Patched Bumble Bee**

The project is located within a high potential zone for the Rusty Patched Bumble Bee. This species is on the Federally Endangered and State Special Concern lists. Mow vegetation in early spring prior to any flowering forb growth. Salvage stripped topsoil and utilize to restore disturbed areas as indicated in the plans. Replace any flowering shrubs disturbed during construction.

### **D Federal Aviation Administration**

Prior to construction, an aeronautical study form (FAA 7460-1) must be e-filed with the FAA at least 45 days prior to the start of construction, at the following website:

<https://www.faa.gov/forms/index.cfm/go/document.information/documentid/186273>

## **4. Traffic.**

### **A General**

STH 113 from Knutson Drive to River Road shall remain open to all traffic at all times. STH 113 from River Road to STH 19 shall remain closed to through traffic for the duration of construction. Detour the closed portion of STH 113 following USH 151, IH 39/90/94, and STH 19 as shown in the plans.

Employ such flag persons, signs, barricades, and drums as may be necessary to safeguard or protect hazards in the work zone, such as exposed manholes or drop-offs for vehicles, and direct traffic at locations where construction operations may interfere or restrict the smooth flow of traffic.

Provide the engineer with 24-hour emergency contact information. Adjustments to traffic control deemed necessary by the engineer must be completed within 24 hours of notification by the engineer.

Submit to engineer for approval a detailed traffic control plan for any changes to the proposed traffic control detail as shown on the plans.

The traffic requirements are subject to change at the direction of the engineer in the event of an emergency.

### **B Traffic Control Devices**

Place roadway signing as detailed on the plans and in conformance with the Manual of Uniform Traffic Control Devices (MUTCD), latest edition. Place traffic control complete by the end of the working day of a traffic staging switch.

Do not switch traffic over to the next construction stage until all signing, pavement marking, and traffic control drums for the stage are in place, and conflicting pavement markings and signs are removed as shown in the traffic control section of the plans and as directed by the engineer. Allowable exceptions to this specification are intersection areas where traffic control cannot be placed until the switch is made.

The turning of traffic control devices when not in use to obscure the message will not be allowed under this contract.

Equip all vehicles and equipment entering or leaving the live traffic lanes with a hazard identification beam (flashing yellow signal) capable of being visible on a sunny day when viewed without the sun directly on or behind the device from a distance of 1000 feet. Activate the beam when merging into or exiting a live traffic lane.

Provide portable changeable message signs (PCMS) and messages as shown in the plan. PCMS shall be operational 7 days prior to the start of construction and 7 days prior to the start of Stage 2.

## **C Traffic Operations**

Maintain traffic as shown on the plans and as briefly described below.

### Stage 1A

- Close northbound STH 113 left turn lane at Knutson Drive intersection and reduce southbound STH 113 to one lane at the intersection.

### Stage 1B

- Reduce STH 113 from Knutson Drive to River Road to one lane of traffic in each direction. Shift traffic to southbound STH 113 lanes utilizing crossover at Knutson Drive.
- Close STH 113 to through traffic from River Road to STH 19.
- Knutson Drive and Debs Road intersections restricted to right-in, right-out access.
- CTH M intersection to operate under temporary traffic signal control. River Road intersection to operate under all way stop control.

### Stage 1C

- Maintain traffic control from Stage 1B.
- Shift River Road traffic to south side of River Road to facilitate construction of the north half of intersection.

### Stage 2A

- Reduce STH 113 from Knutson Drive to River Road to one lane of traffic in each direction. Shift traffic to northbound STH 113 lanes utilizing crossover at Knutson Drive.
- Maintain closure of STH 113 to through traffic from River Road to STH 19.
- Knutson Drive and Debs Road intersections restricted to right-in, right-out access.
- CTH M intersection to operate under temporary traffic signal control. River Road intersection to operate under all way stop control.

### Stage 2B

- Maintain traffic control from Stage 2A.
- Shift CTH M traffic and River Road traffic to facilitate construction of the intersections in halves.

### Stage 2C

- Maintain traffic control from Stage 2B.
- Shift CTH M traffic to facilitate construction of the intersection in halves.

### Stage 3

- Close northbound STH 113 left turn lane at Knutson Drive intersection.
- Reduce southbound STH 113 to one lane starting north of the CTH M intersection to south of the Knutson Drive intersection.

## **D Access**

Maintain local vehicle traffic access to properties within the work zone that do not have alternate access available outside of the work zone at all times, except as allowed herein. Coordinate with landowners and maintain access to agricultural properties and field entrances as needed by landowners. Do not restrict or close access to a property without notifying the property owner, resident, or business a minimum of 48 hours in advance.

Maintain ramped driveway access at a minimum slope of 10% on existing driveway surface, compacted base aggregate dense, or finished driveway surface. Maintain truck access to businesses that receive truck deliveries for the duration of the project construction.

Vehicular access to a property driveway may be closed for a maximum of 24 hours in total for the installation of storm sewer or culverts that extend across the width of the driveway.

Vehicle access to a property driveway may be closed for a maximum of 24 hours in total for excavation to roadway subgrade.

Construct driveway approaches to commercial properties in stages if the property does not have an alternate access available so that access is maintained to each business at all times.

Maintain emergency vehicle access to all properties at all times.

Maintain access to Cherokee Marsh and Yahara Heights County Park at all times.

**E Advance Notice**

Notify local law enforcement and emergency personnel a minimum of 72 hours in advance of switching traffic patterns for staged construction, shoulder and lane closures, road closures, or otherwise restricting traffic flow. Include notification to the following agencies:

- City of Madison Police Department
- City of Madison Fire Department
- Village of Waunakee Police Department
- Village of Waunakee EMS
- Village of Waunakee Fire Department
- Dane County Sheriff Department
- Wisconsin State Patrol

**F Wisconsin Lane Closure System Advance Notification**

Provide the following advance notification to the engineer for incorporation into the Wisconsin Lane Closure System (LCS).

**TABLE 108-1 CLOSURE TYPE AND REQUIRED MINIMUM ADVANCE NOTIFICATION**

<b>Closure type with height, weight, or width restrictions (available width, all lanes in one direction &lt; 16 feet)</b>	<b>MINIMUM NOTIFICATION</b>
Lane and shoulder closures	7 calendar days
Full roadway closures	7 calendar days
Ramp closures	7 calendar days
Detours	7 calendar days
<b>Closure type without height, weight, or width restrictions (available width, all lanes in one direction ≥ 16 feet)</b>	<b>MINIMUM NOTIFICATION</b>
Lane and shoulder closures	3 business days
Ramp closures	3 business days
Modifying all closure types	3 business days

Discuss LCS completion dates and provide changes in the schedule to the engineer at weekly project meetings in order to manage closures nearing their completion date.

**5. Holiday and Special Event Work Restrictions.**

Do not perform work on, nor haul materials of any kind along or across any portion of the highway carrying STH 113 traffic, and entirely clear the traveled way and shoulders of such portions of the highway of equipment, barricades, signs, lights, and any other material that might impede the free flow of traffic during the following holiday and special event periods:

- From noon Friday, May 26, 2023 to 6:00 AM Tuesday, May 30, 2023 for Memorial Day;
- From noon Friday, June 30, 2023 to 6:00 AM Wednesday, July 5, 2023 for Independence Day;
- From noon Friday, September 1, 2023 to 6:00 AM Tuesday, September 5, 2023 for Labor Day.

stp-107-005 (20210113)

## **6. Utilities.**

This contract comes under the provision of Administrative Rule Trans 220.

stp-107-065 (20080501)

Underground and overhead utility facilities are located within the project limits. Utility adjustments are required for this construction project as noted below. Coordinate construction activities with a call to Diggers Hotline or a direct call to the utilities that have facilities in the area as required per statutes. Use caution to ensure the integrity of underground facilities and maintain code clearance from overhead facilities at all times.

Additional detailed information regarding the location of utility facilities is available at the region WisDOT office during normal working hours.

If a conflict with discontinued utility facilities is encountered, contact the appropriate utility owner/representative for instructions on proper removal and disposal of said facility.

These plans show utility facilities existing at the time of the original survey in 2020.

All stations, offsets, and depths listed in this article are approximate.

Some of the utility work described below is dependent on prior work being performed by the contractor at a specific site. In such situations, provide the engineer and the affected utility a good faith notice of when the utility is to start work at the site. Provide this notice 14 to 16 calendar days in advance of when the prior work will be completed, and the site will be available to the utility owner. Follow-up with a confirmation notice to the engineer and the utility owner not less than three working days before the site will be ready for the utility owner to begin its work.

### **AT&T (Communication)**

AT&T has buried copper and fiber along west side of STH 113 from Knutson Drive to CTH M. AT&T also has overhead aerial lines on Madison Gas and Electric poles, along east side of STH 113 from Knutson Drive to Debs Road and west side of STH 113 from Debs Road to CTH M.

AT&T has no anticipated conflicts on the project.

### **ATC (Electric)**

ATC has overhead transmission lines along the north side of River Road, west of STH 113, crossing STH 113 on north side of intersection. Overhead transmission lines along east side of STH 113 from River Road to Station 110+00'TWL'. Then along east or west sides of STH 113 to the end of the project limits, crossing STH 113 near Stations 131+00'TWL', 174+50'TWL', 174+50'TWL', and 185+00'TWL'.

ATC has no anticipated conflicts on the project.

### **City of Madison Engineering (Communication)**

City of Madison Engineering has buried electric lines and street lighting in the STH 113 median at the Knutson Drive intersection.

City of Madison Engineering has no anticipated conflicts on the project.

### **Everstream (Communication)**

Everstream has aerial fiber optic lines from the beginning of the project to CTH M on the west side of STH 113. A buried fiber optic line crosses underneath STH 113 at approximately Station 61+60'NB' and Station 66+00'NB'. Buried fiber optic lines travel north along the east side of STH 113 to the end of the project. Buried fiber optic lines cross River Road at approximately Station 1+00'ERR' and under Bong Road at approximately Station 408+25'RNB'.

Everstream has no anticipated conflicts on the project.

### **Madison Gas and Electric (Electric)**

Madison Gas and Electric (MG&E) has overhead electric lines along the east or west sides of STH 113 from the beginning of the project to River Road. Overhead electric lines cross STH 113 near Stations 23+50'NB', 42+75'NB', and 67+00'NB'. Overhead electric lines are located along the north side of Kennedy Road, and crossing Kennedy Road west of STH 113. Buried electric lines are located along the north side of River Road west of STH 113. Buried electric lines are located along the east side of STH 113 from River Road to Arboretum Drive.

MG&E will locate new facilities at the following locations. This work is anticipated to be completed prior to construction and during construction.

- Station 82+13'NB' conflicts with the storm sewer, MG&E will lower the buried electric line during construction.
- Station 96+50'NB' conflicts with cut for subgrade, MG&E will lower the buried electric line during construction.
- Station 126+32'TWL' conflicts with cut for subgrade, MG&E will lower the buried electric line during construction.
- Station 23+34'NB' pole located in median will be relocated prior to construction.
- MG&E does not anticipate conflicts with the poles located within the grading limits from Station 10+00'NB' to Station 15+00'NB' and from Station 22+00'NB' to Station 25+50'NB'.

Work will take approximately ten working days.

### **Madison Gas and Electric (Gas)**

Madison Gas and Electric (MG&E) has gas pipes along the west side of STH 113 throughout project limits, with crossings of STH 113 near Stations 42+20'NB', 71+35'NB', 126+30'TWL', 130+60'TWL', 175+15'TWL', and 412+90'RNB'. Gas pipes are located along the east side of STH 113 from the crossing near Station 175+15'TWL' and continuing north to the end of the project limits. Gas pipes are located along the south side of River Road, west of STH 113, crossing River Road on the west side of the intersection. Gas pipes are located along the north side of Kennedy Drive, crossing Kennedy Drive west of STH 113. Gas pipes are located along the south side of Arboretum Drive, crossing Arboretum Drive west of STH 113.

MG&E will locate new facilities at the following locations. This work is anticipated to be completed prior to construction and during construction.

- MG&E will install a new line crossing Arboretum Drive at the same location as the existing line, 36" below proposed finished grade. The existing line will be discontinued in place. This work is anticipated to be completed prior to construction.
- MG&E will discontinue in place a portion of the gas line at Bong Road to avoid conflicts with the proposed storm sewer and grading. This work is anticipated to be completed prior to construction.
- Gas valve at Station 1+63'WRR' (River Road) will be adjusted during construction. This work will take approximately one working day.

### **Madison Metro Sanitary District (Sewer)**

Madison Metro Sanitary District (MMSD) has an underground sanitary sewer trunk line located along the west side of STH 113 from CTH M to River Road and running along the south side of River Road to the western construction limits, crossing STH 113 near Station 64+00'NB'.

MMSD has no anticipated conflicts with the underground sanitary sewer trunk line.

MMSD is planning to install underground sanitary sewer upgrades within the project area. The upgrades include installing a new sanitary sewer pipe under STH 113 north of River Road and new manholes on either end of the new pipe. This work is anticipated to be completed during construction by an MMSD contractor while the road is closed and after pavement removal, but prior to storm sewer and curb and gutter installation. This work will take approximately 20 working days.

Two MMSD manholes require adjustment, located at approximately Station 64+10'SB' LT and Station 82+80'SB' LT. Adjust manholes during construction under bid item 611.8110 Adjusting Manhole Covers and invoice charges to MMSD. MMSD will deliver new castings, covers, and adjusting rings if required.

### **Madison Water Utility (Water)**

Madison Water Utility has facilities at the Knutson Drive intersection, located under the center of the STH 113 roadway and on the north side of Knutson Drive.

Madison Water Utility has no anticipated conflicts on the project.

### **MCI (Communication)**

MCI has buried fiber along south side of Arboretum Drive and Bong Road, crossing STH 113 on the south side of intersection and ending near Station 301+75'BEB'.

MCI also has aerial lines on Waunakee Utilities poles starting near Station 301+75'BEB' on the south side of Bong Road and continuing east to the end of construction limits.

MCI will locate new facilities jointly with TDS at the following locations. This work is anticipated to be completed prior to construction.

- Station 301+75'BEB' RT, adjust existing hand hole. Place new conduit heading southwest to Station 408+25'RNB' RT.
- Station 408+25'RNB' cross STH113 then continue northwest to Station 200+50'AEB' RT.
- Station 200+50'AEB' relocate existing hand hole south to remove sidewalk conflict.

### **Spectrum (Communication)**

Spectrum has an overhead aerial line on Madison Gas and Electric poles along the west side of STH 113 from CTH M to Station 67+00'NB' where the line crosses STH 113 and continues to the northeast. Buried communication lines are located along the west side of STH 113 from approximately Station 81+00'SB' to River Road, crossing STH 113 at the intersection and continuing east along the south side of River Road. Buried fiber and communication lines are located along the west side of STH 113 from Station 130+60'TWL' to Arboretum Drive. Lines cross STH 113 near Station 130+60'TWL'. Buried fiber and communication lines are located along the south side of Arboretum Drive and Bong Road, crossing STH 113 on the south side of the intersection.

Spectrum will locate new facilities at the following locations. This work is anticipated to be completed prior to construction.

- New vault at Station 201+50'AEB' RT with new lines:
  - Running south parallel to STH 113 to new vault at Station 404+00'RSB' LT. Minimum depth of 48".
  - Running east crossing underneath STH 113 to new vault at Station 301+35'BEB' RT. Minimum depth of 60".

Existing lines within this area will be discontinued. Contact Spectrum before removing or adjusting any coax or fiber optic facilities to verify that they have been discontinued.

### **Sprint (Communication)**

Sprint has buried fiber lines paralleling the railroad tracks, outside the project limits.

Sprint has no anticipated conflicts on the project.

### **TDS (Communication)**

TDS has buried communication lines starting south of CTH M on the west side of STH 113. Lines continue north crossing under STH 113 on the north side of CTH M. Lines continue north on the east side of STH 113 until Kennedy Drive where separate lines cross STH 113 north and south of Kennedy Drive. Lines then continue north on both sides of STH 113. The east side lines terminate near Station 130+00'TWL'. The west side lines cross under Arboretum Drive and continue north until they terminate near Station 173+00'TWL'.

TDS will locate new buried copper and fiber optic facilities jointly with MCI at the following locations. This work is anticipated to be completed prior to construction.

- Station 301+71'BEB' RT, place hand hole. Place new conduit heading southwest to Station 408+25'RNB' RT.
- Station 408+25'RNB' cross STH 113 then continue northwest to Station 200+45'AEB' RT.
- Station 200+45'AEB' RT, place hand hole.

TDS will locate new facilities at the following locations. This work is anticipated to be completed prior to construction.

- Relocate existing hand hole from Station 413+60'RSB' LT to Station 414+40'RSB' LT and route buried copper to new pedestal and hand hole.
- Place new buried copper crossing STH 113 at Station 414+40'RSB'.
- Station 414+40'RNB' RT, install new pedestal.
- Existing buried copper crossing at Station 413+30'RNB' will be discontinued in place.

### **Westport Water Utility (Sewer)**

Westport Water Utility has sanitary sewer facilities along the south side of CTH M, connecting to the Madison Metropolitan Sewerage District trunk line within the CTH M and STH 113 intersection. Underground sanitary sewer facilities cross STH 113 near Station 77+60'NB'.

Westport Water Utility (Sewer) has no anticipated conflicts on the project.

### **Westport Water Utility (Water)**

Westport Water Utility has a buried concrete pipe near Station 84+00'NB' that was installed for future use. The pipe is not connected to a water system and its location on the plans is approximate.

Westport Water Utility (Water) has no anticipated conflicts on the project.

### **Waunakee Utilities (Electric)**

Waunakee Utilities has buried electric along the south side of Arboretum Drive powering street lighting. Buried electric is also located along the south side of Arboretum Drive, continuing south along the west side of STH 113 outside of the existing right-of-way. Buried electric is located along the north side of Arboretum Drive, continuing north along the west side of STH 113 to Station 173+40'TWL' where it crosses STH 113 and converts to overhead facilities to service properties along the east side of STH 113. Buried electric crosses STH 113 north of the Arboretum Drive intersection near Station 412+00'RNB', continuing along the right-of-way towards Bong Road and crossing Bong Road near Station 301+60'BWB' where the line is converted to overhead. Overhead electric lines are located along the south side of Bong Road, starting near Station 301+75'BEB' and continuing east to the project limits.



Waunakee Utilities will locate new facilities at the following locations. This work is anticipated to be completed prior to construction and during construction.

- Existing light poles at the Arboretum Drive intersection are anticipated to be removed prior to construction. Provide Waunakee Utilities with a date to remove the light poles prior to the beginning of construction to allow the intersection light to remain up as long as possible.
- Buried electric lines that are in conflict along Arboretum Drive from Station 200+00'AEB' to Station 10+75'RAB', crossing Bong Road at Station 301+70'BEB', and crossing STH 113 at Stations 412+10'RNB' and 173+35'TWL' will be lowered by Waunakee Utilities during construction. This work will take approximately one working day.

## 7. Other Contracts.

Dane County will be constructing improvements on CTH M (Construction ID 5954-00-01), with an anticipated start date of September 2023. Coordinate traffic control on CTH M with the construction activities of ID 5954-00-01 to minimize impacts to traffic operations to the extent possible.

## 8. Work by Others.

The solar powered flashing beacon assembly installed on the intersection warning signs along STH 113 at the Arboretum Drive/Bong Road intersection (approximately Station 402+00'RNB' and 418+00'RSB') will be removed by the department. Contact Jeff Holloway at (608) 246-3268, two weeks prior to sign removal to coordinate the removal of the solar powered flashing beacon assembly.

## 9. Railroad Insurance and Coordination - Wisconsin and Southern Railroad Company

### A Description

Comply with standard spec 107.17 for all work affecting Wisconsin and Southern Railroad Company property and any existing tracks.

### A.1 Railroad Insurance Requirements

In addition to standard spec 107.26, provide railroad protective liability insurance coverage as specified in standard spec 107.17.3. Insurance is filed in the name of Wisconsin and Southern Railroad Company.

Notify evidence of the required coverage, and duration to Amanda Haggerty, Office Administrator; 1890 E Johnson Street, Madison, WI 53704; Telephone (608) 620-2048; E-mail: [ahaggerty@watcocompanies.com](mailto:ahaggerty@watcocompanies.com).

Also send a copy to the following: Teri Beckman, SW Madison Region Railroad Coordinator; 2101 Wright Street, Madison, WI 53704; Telephone (608) 733-1923; E-mail: [teri.beckman@dot.wi.gov](mailto:teri.beckman@dot.wi.gov).

Include the following information on the insurance document:

- Project ID: 5420-02-72
- Project Location: Town of Madison, Wisconsin
- Route Name: STH 113, Dane County
- Crossing ID: 178062S
- Railroad Subdivision: Reedsburg
- Railroad Milepost: 144.72
- Work Performed on or within 50' of RR right-of-way: Traffic Control will be in the railroad right-of-way

### A.2 Train Operation

Approximately 2 through freight trains operate daily at up to 15 mph to 25 mph. Approximately 10 switching trains a day.

### **A.3 Names and Addresses of Railroad Representatives for Consultation and Coordination**

#### **Construction Contact**

Todd Mulrooney, Superintendent of Engineering, Wisconsin and Southern Railroad Co.; 1890 East Johnson Street, Madison, WI 53704; Telephone (608) 620-2045; E-mail [tmulrooney@watco.com](mailto:tmulrooney@watco.com) for consultation on railroad requirements during construction.

Amend standard spec 108.4 to include the railroad in the distribution of the initial bar chart, and monthly schedule updates. The bar chart shall specifically show work involving coordination with the railroad.

#### **Flagging Contact**

See Construction Contact. Reference the Crossing ID, Wisconsin Milepost and Subdivision found in A.1.

#### **Cable Locate Contact**

In addition to contacting Diggers Hotline, contact the Construction Contact at least five working days before the locate is needed. Reference the Crossing ID, Wisconsin Milepost and Subdivision found in A.1.

WSOR will only locate railroad owned facilities located in the railroad right-of-way. The railroad does not locate any other utilities.

### **A.4 Work by Railroad**

The railroad will perform the work described in this section, except for work described in other special provisions, and will be accomplished without cost to the contractor. None

### **A.5 Temporary Grade Crossing**

If a temporary grade crossing is desired, submit a written request to the railroad representative named in A.3 at least 40 days prior to the time needed. Approval is subject to the discretion of the railroad. The department has made no arrangements for a temporary grade crossing.

stp-107-026 (202200602)

## **10. Information to Bidders, U.S. Army Corps of Engineers Section 404 Permit.**

The department has obtained a U.S. Army Corps of Engineers Section 404 permit. Comply with the requirements of the permit in addition to requirements of the special provisions. A copy of the permit is available from the regional office by contacting Cody Kammerzelt at (608) 243-5995.

stp-107-054 (20210708)

## **11. Information to Bidders, WPDES General Construction Storm Water Discharge Permit.**

The department has obtained coverage through the Wisconsin Department of Natural Resources to discharge storm water associated with land disturbing construction activities of this contract under the Wisconsin Pollutant Discharge Elimination System General Construction Storm Water Discharge Permit (WPDES Permit No. WI-S066796-1). A certificate of permit coverage is available from the regional office by contacting Cody Kammerzelt at (608) 243-5995. Post the permit in a conspicuous place at the construction site.

stp-107-056 (20180628)

## **12. Construction Over or Adjacent to Navigable Waters.**

The Yahara River is classified as a state navigable waterway under standard spec 107.19.

stp-107-060 (20171130)

**13. Notice to Contractor, Verification of Asbestos Inspection, No Asbestos Found.**

Paul M. Garvey, License Number All-117079, inspected Structure B-13-233 for asbestos on February 25, 2020. No regulated Asbestos Containing Material (RACM) was found on this structure. A copy of the inspection report is available from Cody Kammerzelt, (608) 243-5995, [cody.kammerzelt@dot.wi.gov](mailto:cody.kammerzelt@dot.wi.gov).

Paul M. Garvey, License Number All-117079, inspected Structure B-13-556 for asbestos on February 25, 2020. No regulated Asbestos Containing Material (RACM) was found on this structure. A copy of the inspection report is available from Cody Kammerzelt, (608) 243-5995, [cody.kammerzelt@dot.wi.gov](mailto:cody.kammerzelt@dot.wi.gov).

stp-107-127 (20220628)

**14. Notice to Contractor – Traffic Signal Lead Time.**

To assure the equipment is procured in a timely fashion, submit shop drawings within 4 calendar days of contract notice to proceed. Order the signal equipment within 5 calendar days of approved shop drawings.

**15. Archaeological Site.**

The Corn Maze (47DA1556) site is located approximately at Station 180+88'TWL' LT to Station 182+39'TWL' LT within the limits shown on the plans.

Notify the Bureau of Technical Services – Environmental Process and Document Section (BTS-EPDS) at (608) 266-0099 at least two weeks before commencement of any ground disturbing activities beyond the existing base of ditch. BTS-EPDS will determine if a qualified archaeologist will need to be on site during construction of this area.

Do not use the site for borrow or waste disposal. Do not use the site area not currently capped by asphalt/concrete for the staging of personnel, equipment and/or supplies.

stp-107-220 (20180628)

**16. Removing Traffic Signals STH 113 & CTH M, Item 204.9060.S.01;  
Removing Traffic Signals STH 113 & River Road, Item 204.9060.S.02.**

**A Description**

This special provision describes removing and salvaging existing traffic signals (by assembly) according to the pertinent provisions of standard spec 204 and as hereinafter provided. Items included under this bid item include pedestal bases, transformer bases, traffic signal standards, traffic signal poles, traffic signal mast arms, traffic signal luminaire arms, signal heads, backplates, signal mounting hardware, and signs. Work under this item also includes transporting or disposing of the existing equipment, as directed in this special provision and as shown on the plans. Removal of pull boxes and concrete bases at the above listed intersection shall be paid for separately.

**B Materials**

All lamp, ballast, and LED signal lamps and luminaire fixtures shall be removed under a separate item.

**C Construction**

Arrange for the de-energizing of the traffic signal assembly with the Region Electrical Field Unit by contacting the DOT on-call electrician at (608) 246-5446 at least five working days prior to the removal of the traffic signals.

At least one far indication for every direction of traffic shall be functioning between 6:00 AM and 10:00 PM every day. No more than 8 hours shall elapse between de-energizing the traffic signal assembly and re-energization at the proposed location.

Remove all standards and poles per plan from their concrete footings and disassemble out of traffic. Remove the pedestal bases and transformer bases from each pole. Remove the signal heads, mast arms, luminaires, wiring/cabling, and traffic signal mounting devices from each signal standard, arm or pole. Remove all lead in cable and loop detector wire. Dispose of the underground signal cable, internal wires and street lighting cable off the right-of-way.

Dispose of all other equipment, including traffic signal poles, cables and wiring.

**D Measurement**

The department will measure Removing Traffic Signals (location) by a single unit at each intersection, acceptably completed.

**E Payment**

Add the following to standard spec 204.5:

ITEM NUMBER	DESCRIPTION	UNIT
204.9060.S.01	Removing Traffic Signals STH 113 & CTH M	EACH
204.9060.S.02	Removing Traffic Signals STH 113 & River Road	EACH

The department will pay separately for the detachment and disposal of lighting units.  
stp-204-025 (20150630)

**17. Base Aggregate Dense 3/4-Inch, Item 305.0110.**

Add the following to standard spec 301.2.4.3:

Furnish only aggregate classified as crushed stone for Dense 3/4-Inch when used in the top 3 inches of the unpaved portion of the shoulder or for unpaved driveways and field entrances.

swr-305-001 (20170711)

**18. Base Aggregate Dense 1 1/4-Inch, Item 305.0120.**

Add the following to standard spec 305.2.2.1:

When 1 1/4-Inch base aggregate is  $\geq$  50 percent crushed gravel, conform to the following gradation requirements:

SIEVE	PERCENT PASSING BY WEIGHT
1 1/4 inch	95 - 100
1 inch	---
3/4 inch	70 - 90
3/8 inch	45 - 75
No. 4	30 - 60
No. 10	20 - 40
No. 40	7 - 25
No. 200	3 - 10 <sup>[1]</sup>

<sup>[1]</sup> Limited to a maximum of 8.0 percent for base placed between old and new pavement.

swr-305-002 (20170711)

## 19. QMP Base Aggregate Dense 1 1/4-Inch Compaction, Item 371.2000.S.

### A Description

- (1) This special provision describes modifying the compaction and density testing and documentation requirements of work done under the Base Aggregate Dense 1 1/4-Inch bid items. Conform to standard spec 305 as modified in this special provision and to the contract QMP Base Aggregate article.
- (2) Provide and maintain a quality management program. A quality management program is defined as all activities, including process control, inspection, sampling and testing, and necessary adjustments in the process related to construction of dense graded base which meets all the requirements of this provision.
- (3) Chapter 8 of the department's construction and materials manual (CMM) provides additional detailed guidance for QMP work and describes sampling and testing procedures.

<http://wisconsindot.gov/rdwy/cmm/cm-08-00toc.pdf>

- (4) This special provision applies to Base Aggregate Dense 1 1/4-Inch material placed: above at least 16 inches of subgrade improvement, 12 inches of subgrade improvement and geogrid or QMP subgrade provisions, between shoulder hinge points and lower than mainline pavement. Unless otherwise specified by the contract, all Base Aggregate Dense 1 1/4-Inch material placed on side roads, private and public entrances, individual ramps less than 1500 feet, passing lanes less than 1500 feet, tapers, turn lanes, and other undefined locations are exempt from the compaction and density requirement modifications and testing contained within this special provision.

### B (Vacant)

### C Construction

#### C.1 General

- (1) The engineer shall approve the grade before placement of the base. Approval of the grade shall be according to applicable provisions of the standard specifications.

*Add the following to standard spec 305.3.2.2:*

- (3) For 1 1/4-Inch dense graded base composed of < or = 20% reclaimed asphaltic pavement (RAP) or crushed concrete (RCA), as determined by classification of material (aggregate or RAP and/or RCA) and percentage by weight of each material type retained on the No. 4 Sieve, the contractor must determine the material target density according to:

Method 1: Maximum dry density according to AASHTO T-180, Method D, with correction for coarse particles and modified to require determination of Bulk Specific Gravity ( $G_m$ ) according to AASHTO T 85. Bulk Specific Gravities determined according to standard spec 106.3.4.2.2 for aggregate source approval may be utilized.

- (4) For 1 1/4-Inch dense graded base composed of >20% RAP or RCA, as determined by classification of material (aggregate or RAP and/or RCA) and percentage by weight of each material type retained on the No. 4 Sieve, the contractor may choose from the following options to determine the material target density:

Method 2: Maximum dry density as determined by AASHTO T-180, Method D, with correction for coarse particles, and modified to require determination of Bulk Specific Gravity ( $G_m$ ) according to AASHTO T 85.

Method 3: Maximum wet density as determined by AASHTO T-180, Method D, modified to define *Maximum Density* as the wet density in pounds per cubic foot of soil at optimum moisture content using Method D specified compaction, with correction for coarse particles, and modified to require determination of Bulk Specific Gravity ( $G_m$ ) according to AASHTO T 85.

Method 4: Average of 10 random control strip wet density measurements as described in section C.2.5.1.

- (5) Compact the 1 1/4-Inch dense graded base to a minimum of 93.0% of the material target density for methods 1, 2 and 3. Compact 1 1/4-inch dense graded base to a minimum of 96% of the material target density for method 4. Ensure that adequate moisture is present during placement and compaction operations to prevent segregation and to help achieve compaction.
- (6) Base Aggregate Dense 1 1/4-Inch will be accepted for compaction on a lot basis.

- (7) Field density tests on materials using contractor elected target density methods 3 or 4 will not be considered for lot acceptance on the basis of compaction under the requirements of this provision until the moisture content of the in-place material is less than 2.0 percentage points above the maximum wet density optimum moisture or 2.0 percentage points of the average moisture content of the 10 density tests representing a control strip, respectively. Determine moisture content using AASHTO T255 as modified in CMM chapter 8 or a nuclear density gauge. If conducting AASHTO T255, sample materials after watering but before compaction.

## **C.2 Quality Management Program**

### **C.2.1 Quality Control Plan**

- (1) Submit a comprehensive written quality control plan to the engineer no later than 10 business days before placement of material. Do not place any dense graded base before the engineer reviews and accepts the plan. Construct the project as the plan provides.
- (2) Do not change the quality control plan without the engineer's review and acceptance. Update the plan with changes as they become effective. Provide a current copy of the plan to the engineer and post in the contractor's laboratory as changes are adopted. Ensure that the plan provides the following elements:
1. An organizational chart with names, telephone numbers, current certifications and/or titles, and roles and responsibilities of QC personnel.
  2. The process used to disseminate QC information and corrective action efforts to the appropriate persons. Include a list of recipients, the communication process that will be used, and action time frames.
  3. A list of source locations, section and quarter descriptions, for all aggregate materials requiring QC testing.
  4. Descriptions of stockpiling and hauling methods.
  5. An outline for resolving a process control problem. Include responsible personnel, required documentation, and appropriate communication steps.
  6. Location of the QC laboratory, retained sample storage, and other documentation.
  7. Lot layout and random test location plan.
  8. A description of placement methods and operations. Including, but not limited to: staging, construction of an initial working platform, lift thicknesses, and equipment.

### **C.2.1 Pre-Placement Meeting**

A minimum of two weeks before placement of Base Aggregate Dense 1 1/4-Inch material, hold a pre-placement meeting at a mutually agreed upon time and location. Present the Quality Control Plan at the meeting. Attendance at the pre-placement meeting is mandatory for the project superintendent, quality control manager, project inspection and testing staff, all appropriate contractor personnel involved in the sampling, testing, and quality control including subcontractors, and the engineer or designated representatives.

### **C.2.2 Personnel**

- (1) Perform the quality control sampling, testing, and documentation required under this provision using technicians certified by the department's Highway Technician Certification Program (HTCP). Have a HTCP Nuclear Density Technician I, or ACT certified technician, perform field density and field moisture content testing. Adhere to the minimum required certifications for aggregate testing per part 7 of the standard specification. AASHTO T180 proctor testing requires a minimum certification level of AGGTEC-1.
- (2) If an ACT is performing sampling or testing, a certified technician must coordinate and take responsibility for the work an ACT performs. Have a certified technician ensure that all sampling and testing is performed correctly, analyze test results, and post resulting data. No more than one ACT can work under a single certified technician.

### **C.2.3 Equipment**

- (1) Furnish the necessary equipment and supplies for performing quality control testing. Ensure that all testing equipment conforms to the equipment specifications applicable to the required testing methods. The engineer may inspect the measuring and testing devices to confirm both calibration and condition. Calibrate all testing equipment according to the CMM and maintain a calibration record at the laboratory.
- (2) Furnish nuclear gauges from the department's approved product list at:

<https://wisconsindot.gov/Pages/doing-bus/eng-consultants/cnslt-rsrcs/tools/appr-prod/default.aspx>

- (3) Ensure that the nuclear gauge manufacturer or an approved calibration service calibrates the gauge the same calendar year it is used on the project. Retain a copy of the calibration certificate with the gauge.
- (4) For all target density methods, conform to AASHTO T310 and CMM 8-15 for wet density testing and gauge monitoring methods.
- (5) For the specified target density determined using method 1 in section C.1, compute the dry densities for the compacted dense graded base, composed of < or = 20% RAP or RCA, according to AASHTO T310.
- (6) For contractor elected target density method 2 in section C.1, compute dry densities of dense graded base composed of >20% RAP or RCA using a moisture correction factor and the nuclear wet density value. Determine the moisture correction value, for each Proctor produced under the requirements of C.2.5, using the moisture bias as shown in CMM 8.15.12.1 and 8.15.12.2, except the one-point Proctor tests of the 5 random tests is not required. Conduct a moisture bias test for every 7500 feet of Base Aggregate Dense 1 1/4-Inch placed. Determine natural moistures in the laboratory.
- (7) Perform nuclear gauge measurements using gamma radiation in the backscatter or direct transmission position. Backscatter may be used only if the material being tested cannot reliably maintain an undistorted direct transmission test hole. Direct transmission tests must be performed at the greatest possible probe depth of 2 inches, 4 inches, or 6 inches, but not to exceed the depth of the compacted layer being tested. Perform each test for at least one minute of nuclear gauge count time.

### **C.2.5 Contractor Testing**

- (1) Perform compaction testing on the mainline dense graded base material, as defined by A.(4). Perform the quality control sampling, testing, and documentation required under this provision using HTCP certified technicians as required in C.2.3. Conform to CMM 8-15 for testing and gauge monitoring methods.
- (2) Select test sites randomly using ASTM Method D3665. Random numbers may be determined using an electronic random number generator. Guidance for determining test locations can be found in section 8-30.9 of the Construction and Materials Manual (CMM). Test locations must be kept a minimum of 3 feet from the unsupported edge of dense graded base layers.
- (3) When a density target is determined in accordance methods 3 or 4 in section C.1, conduct density testing on same date of final compaction.

#### **C.2.5.1 Contractor Required Quality Control (QC) Testing**

- (1) Conduct testing at a minimum frequency of one test per lot. A lot is 1500 feet for each layer with a maximum width of 18 feet, minimum width of 6 feet, and minimum lift thickness of 2" of Base Aggregate Dense 1 1/4-Inch material placed. Each lot of compacted Base Aggregate Dense 1 1/4-Inch material, as defined by A.(4), will be accepted when the lot field density meets the required minimum density. Lots that don't achieve density requirements must be addressed and approved according to C.2.7.
- (2) Add separate lots for passing lanes and individual ramps greater than 1500 feet.
- (3) Combine partial lots less than 750 feet with the previous lot. Partial lots greater than or equal to 750 feet are standalone lots.
- (4) Notify the engineer, if a lot field density test falls below the required minimum value. Document and perform corrective actions according to C.2.7. Deliver documentation of all compaction testing results to the engineer at the time of testing.

##### **C.2.5.1.1 Target Density Determination**

###### **C.2.4.1.1.1 Maximum Wet and/or Dry Density Methods**

- (1) For contractor elected target density methods 2 and 3 in section C.1, and contractually specified target density method 1 in section C.1; perform one gradation and 5-point Proctor test before placement of 1 1/4-Inch dense graded base. Perform additional gradations every 3000 tons according to standard spec 305 and 730. If sampling requirements are identical, samples/testing performed for the QMP Base Aggregate specification may be used to fulfill the gradation testing requirements of this specification.
- (2) Perform additional 5-point Proctor tests, at a minimum, when:
  1. The four point moving average gradation on any one sieve differs from the original gradation test result for that sieve, by more than 10 percentage points. The original gradation test is defined as the gradation of the material used to create a 5-point Proctor. Each 5-point Proctor test will remain valid for any material with gradation for all sieves within 10.0 percentage points of that Proctor's original gradation test.
  2. The source of base aggregate changes.
  3. Percent target density exceeds 103.0% on two consecutive density tests.

- (3) Provide Proctor test results to the engineer within two business days of sampling. Provide gradation test results to the engineer within one business day of sampling.
- (4) Split each contractor QC Proctor sample and identify it according to CMM 8-30. Deliver the split to the engineer within one business day for department QV Proctor testing.
- (5) Split each non-Proctor contractor QC sample and identify it according to CMM 8-30. Retain the split for 7 calendar days in a dry, protected location. If requested for department comparison testing, deliver the split to the engineer within one business day.

#### **C.2.5.1.1.2 Density Control Strip Method**

- (1) For contractor elected target density method 4 in section C.1, construct a control strip for each layer of placement to identify the target wet density for the base aggregate dense material. The control strip construction and density testing will occur under the direct observation and/or assistance of the department QV personnel. For blended material, reprocessed material and crushed concrete, perform additional gradations every 3000 tons according to standard spec 305 and 730. If sampling frequencies are identical, samples/testing performed for the QMP Base Aggregate specification may be used to fulfill the gradation testing requirements of this specification.
- (2) Unless the engineer approves otherwise, construct control strips to a minimum dimension of 300 feet long and one full lane width.
- (3) Completed control strips may remain in-place to be incorporated into the final roadway cross-section.
- (4) Construct additional control strips, at a minimum, when:
  1. The source of base aggregate changes.
  2. The four point moving average percentage of blended recycled materials, from classification of material retained on the No. 4 sieve in the original gradation test, differs by more than 10 percentage points. The original gradation test is defined as the gradation of the material used to construct the control strip.
  3. The layer thickness changes more than 2.0 inches.
  4. The percent target density exceeds 103.0% on two consecutive density measurements.
- (5) Construct control strips using equipment and methods representative of the operations to be used to place and compact the remaining 1 1/4-Inch Base Aggregate Dense material. Wet the base, as mutually agreed upon by the contractor and engineer, to obtain and/or maintain adequate moisture content to ensure proper compaction. Discontinue water placement if the base begins to exhibit signs of saturation or instability.
- (6) After compacting the control strip with a minimum of 2 passes, mark and take density measurements at 3 random locations. Subsequent density measurements will be taken at the same 3 locations. Test locations must be kept a minimum of 3 feet from the unsupported edge of dense graded base layers.
- (7) After each subsequent pass of compaction equipment over the entirety of the control strip, take wet density measurements at the 3 marked locations. Continue compacting and testing until the increase in wet density measurements are less than 2.0 lb/ft<sup>3</sup>, or the density measurements begin to decrease.
- (8) Upon completion of control strip compaction, take 10 randomly located wet density measurements within the limits of the control strip. The final measurements recorded at the 3 locations under article C.2.4.1.1.2 may be included as 3 of the 10 measurements. Average the ten measurements to obtain the control strip target density and target moisture for use in contractor elected method 4 in section C.1. Test locations must be kept a minimum of 3 feet from the unsupported edge of dense graded base layers.

### **C.2.6 Department Testing**

#### **C.2.6.1 General**

- (1) The department will conduct verification testing to validate the quality of the product and independent assurance testing to evaluate the sampling and testing. The department will provide the contractor with a listing of names and telephone numbers of all QV and IA personnel for the project and provide test results to the contractor within two business days after the department obtains the sample.
- (2) When a density target is determined in accordance methods 3 and 4 in section C.1, conduct density testing on same date of final compaction.



### **C.2.6.2 Quality Verification (QV) Testing**

- (1) The department will have an HTCP technician, or ACT working under a certified technician, perform QV sampling and testing. Department verification testing personnel must meet the same certification level requirements specified in C.2.3 for contractor testing personnel for each test result being verified. The department will notify the contractor before sampling so the contractor can observe QV sampling.
- (2) The department will conduct QV tests at the minimum frequency of 20% of the required gradation, density and Proctor contractor tests.
- (3) The department will utilize contractor's QC Proctor results for determination of the material target density. The department will verify QC Proctor values by testing QC Proctor split sample. The department will use QC Proctor value as a target density if the QC and QV Proctor test results meet the tolerance requirements specified in section C.2.6.2(7).
- (4) The department will locate gradation and nuclear density test samples, at locations independent of the contractor's QC work, collecting one sample at each QV location. Sampling for gradation may be done independently of nuclear density tests, before watering and before compacting. The department will split each QV sample, test half for QV, and retain the remaining half for 10 calendar days.
- (5) The department will conduct QV tests in a separate laboratory and with separate equipment from the contractor's QC tests. The department will use the same methods specified for QC testing.
- (6) The department will utilize control strip target density testing results in lieu of QV Proctor sampling and testing when the contractor elected target density method 4 in section C.1 is used.
- (7) The department will assess QV results by comparing to the appropriate specification limits. If QV test results conform to this special provision, the department will take no further action. If QV test results are nonconforming, take corrective actions according to C.2.7 until the requirements of this special provision are met. Differing QC and QV nuclear density values of more than 2.0 pcf will be investigated and resolved. Differing QC and QV Proctor values of more than 3.0 pcf will be investigated and resolved.

### **C.2.6.3 Independent Assurance (IA)**

- (1) Independent assurance is unbiased testing the department performs to evaluate the department's QV and the contractor's QC sampling and testing, including personnel qualifications, procedures, and equipment. The department will perform an IA review according to the department's independent assurance program. That review may include one or more of the following:
  1. Split sample testing.
  2. Proficiency sample testing.
  3. Witnessing sampling and testing.
  4. Test equipment calibration checks.
  5. Requesting that testing personnel perform additional sampling and testing.
- (2) If the department identifies a deficiency, and after further investigation confirms it, correct that deficiency. If the contractor does not correct or fails to cooperate in resolving identified deficiencies, the engineer may suspend placement until action is taken. Resolve disputes as specified in C.2.6.4.

### **C.2.6.4 Dispute Resolution**

- (1) The engineer and contractor should make every effort to avoid conflict. If a dispute between some aspect of the contractor's and the engineer's testing program does occur, seek a solution mutually agreeable to the project personnel. The department and contractor shall review the data, examine data reduction and analysis methods, evaluate sampling and testing methods/procedures, and perform additional testing. Use ASTM E 178 to evaluate potential statistically outlying data.
- (2) Production test results, and results from other process control testing, may be considered when resolving a dispute.
- (3) If project personnel cannot resolve a dispute, and the dispute affects payment or could result in incorporating non-conforming product or work, the department will use third party testing to resolve the dispute. The department's central office laboratory, or a mutually agreed on independent testing laboratory, will provide this testing. The engineer and contractor will abide by the results of the third party tests. The party in error will pay service charges incurred for testing by an independent laboratory. The department may use third party test results to evaluate the quality of questionable materials and determine the appropriate payment. The department may reject material or otherwise determine the final disposition of nonconforming material as specified in standard spec 106.5.

## C.2.7 Corrective Action

- (1) Lots not achieving the minimum density requirements may be addressed and accepted for compaction according to the requirements of this section. Unless directed by the engineer, corrective actions taken to address an unacceptable lot must be applied to the entire lot corresponding to the non-conforming test.
- (2) Investigate the moisture content of material in an unacceptable lot. Moisture content testing/samples collected under the QC and/or QV testing articles of this specification may be used to complete this investigation. Obtain moisture content readings according to ASTM D 6938. For material composed of >20% RAP or RCA, correct the moisture content with the moisture correction value using the moisture bias, as shown in CMM 8.15.12.1 and 8.15.12.2, except the one-point Proctor tests of the 5 random tests is not required.
- (3) Lots with moisture contents within 2.0 percentage points of optimum moisture for target density methods 1, 2 and 3 in section C.1, or within 2.0 percentage points of the target moisture content for target density method 4 in section C.1, and exhibiting no signs of deflection when subjected to loading by the heaviest roller used in the placement and compaction operations, shall be compacted a minimum of one more pass using equipment and methods representative of the operations used to place and compact the Base Aggregate Dense 1 1/4-Inch, and density tested at the same location (station and offset) as the failing QC and/or QV density tests. If the change in density exceeds 2.0 lb/ft<sup>3</sup> continue subsequent compactive efforts and density testing on that lot, at no additional cost to the department. If the change in density is less than or equal to 2.0 lb/ft<sup>3</sup>, the lot is accepted as satisfying the compaction requirements of this provision.
- (4) Lots with moisture contents within 2.0 percentage points of optimum moisture for target density methods 1, 2, or 3 in section C.1, or within 2.0 percentage points of the target moisture content for target density method 4 in section C.1 and exhibiting signs of deflection when subjected to loading by the heaviest roller used in the placement and compaction operations, will be reviewed by the engineer. The engineer may request subgrade improvement methods, such as excavation below subgrade (EBS), installation of geotextile fabrics, installation of breaker run material, or others to be completed, or may request an additional pass of compactive effort using equipment and methods representative of the operations used to place and compact the base aggregate dense and density test.
  1. If, after an additional pass, the change in density at the same location (station and offset) as the failing QC and/or QV density tests exceeds 2.0 lb/ft<sup>3</sup> in a lot continue subsequent compactive efforts and density testing on that lot. If the change in density at the same location (station and offset) as the failing QC and/or QV density tests is less than or equal to 2.0 lb/ft<sup>3</sup>, and subgrade improvement methods are not requested by the engineer, the lot is accepted as satisfying the compaction requirements of this provision.
  2. If subgrade improvement methods are requested by the engineer, upon completion, including compaction of the restored base material, conduct a density test within the improved subgrade limits. This density test result will replace the prior field density value. If the lot field density equals or exceeds the minimum density requirement defined in section C.1, the lot is accepted as satisfying the compaction requirements of this provision. If the lot field density fails to achieve the minimum density requirement defined in section C.1, compact the lot a minimum of one more pass using equipment and methods representative of the operations used to place and compact the base aggregate dense; and density test at the same location (station and offset) as the failing QC and/or QV density tests. If the change in density exceeds 2.0 lb/ft<sup>3</sup> continue subsequent compactive efforts and density testing on that lot, at no additional cost to the department. If the change in density is less than or equal to 2.0 lb/ft<sup>3</sup>, the lot is accepted as satisfying the compaction requirements of this provision.
- (5) Unacceptable lots, with moisture contents in excess of 2.0 percentage points above or below optimum moisture for target density methods 1, 2 or 3 in section C.1; or in excess of 2.0 percentage points above or below the target moisture content for target density method 4 in section C.1; shall receive contractor performed and documented corrective action; including additional density testing.
- (6) Density tests completed subsequent to any corrective action will replace previous field density test results for that lot. Continue corrective actions until the minimum density requirement is achieved or an alternate compaction acceptance criteria is met according to this section.
- (7) Field moisture contents of materials tested using contractor elected target density methods 3 or 4 in section C.1 cannot exceed 2.0 percentage points of the optimum moisture content or 2.0 percentage points of the target moisture content, respectively. Density tests on materials using contractor elected target density methods 3 or 4 in section C.1 will not be considered for lot compaction acceptance until the moisture content of the corresponding density test of the in-place material is less than 2.0 percentage points above of the optimum moisture content or 2.0 percentage points of the target moisture content, respectively.

## D Measurement

- (1) The department will measure the QMP Base Aggregate Dense 1 1/4-Inch Compaction bid item by each lot, acceptably completed per C.2.5.1.

## E Payment

- (1) The department will pay for the measured quantities at the contract unit price under the following bid item:

ITEM NUMBER	DESCRIPTION	UNIT
371.2000.S	QMP Base Aggregate Dense 1 1/4-Inch Compaction	EACH

- (2) Payment is full compensation for performing compaction testing; for sampling and laboratory testing; and for developing, completing, and documenting the compaction quality management program. The department will pay separately for providing aggregate under the Base Aggregate Dense 1 1/4-Inch bid item.
- (3) The department will pay for additional tests directed by the engineer. One engineer directed test is equal to one acceptably completed lot of the QMP Base Aggregate Dense 1 1/4 -Inch Compaction bid item. The department will not pay for additional corrective action tests required due to unacceptable material.

stp-370-010 (20210113)

## 20. HMA Percent Within Limits (PWL) Test Strip Volumetrics, Item 460.0105.S; HMA Percent Within Limits (PWL) Test Strip Density Item 460.0110.S.

### A Description

This special provision describes the Hot Mix Asphalt (HMA) density and volumetric testing tolerances required for an HMA test strip. An HMA test strip is required for contracts constructed under HMA Percent Within Limits (PWL) QMP. A density test strip is required for each pavement layer placed over a specific, uniform underlying material, unless specified otherwise in the plans. Each contract is restricted to a single mix design per mix type per layer (e.g., upper layer and lower layer may have different mix type specified or may have the same mix type with different mix designs). Each mix design requires a separate test strip. Density and volumetrics testing will be conducted on the same test strip whenever possible.

Perform work according to standard spec 460 and as follows.

### B Materials

Use materials conforming to HMA Pavement Percent Within Limits (PWL) QMP special provision.

### C Construction

#### C.1 Test Strip

Submit the test strip start time and date to the department in writing at least 5 calendar days in advance of construction of the test strip. If the contractor fails to begin paving within 2 hours of the submitted start time, the test strip is delayed, and the department will assess the contractor \$2,000 for each instance according to Section E of this document. Alterations to the start time and date must be submitted to the department in writing a minimum of 24 hours prior to the start time. The contractor will not be liable for changes in start time related to adverse weather days as defined by standard spec 101.3 or equipment breakdown verified by the department.

On the first day of production for a test strip, produce approximately 750 tons of HMA. (Note: adjust tonnage to accommodate natural break points in the project.) Locate test strips in a section of the roadway to allow a representative rolling pattern (i.e., not a ramp or shoulder, etc.).

#### C.1.1 Sampling and Testing Intervals

##### C.1.1.1 Volumetrics

Laboratory testing will be conducted from a split sample yielding three components, with portions designated for QC (quality control), QV (quality verification), and retained.

During production for the test strip, obtain sufficient HMA mixture for three-part split samples from trucks prior to departure from the plant. Collect three split samples during the production of test strip material. Perform sampling from the truck box and three-part splitting of HMA according to CMM 836. These three samples will be randomly selected by the engineer from each *third* of the test strip tonnage (T), excluding the first 50 tons:

<u>Sample Number</u>	<u>Production Interval (tons)</u>
1	50 to 1/3 T
2	1/3 T to 2/3 T
3	2/3 T to T

### **C.1.1.2 Density**

Required field tests include contractor QC and department QV nuclear density gauge tests and pavement coring at ten individual locations (five in each half of the test strip length) according to Appendix A: *Test Methods and Sampling for HMA PWL QMP Projects*. Both QV and QC teams shall have two nuclear density gauges present for correlation at the time the test strip is constructed. QC and QV teams may wish to scan with additional gauges at the locations detailed in Appendix A, as only gauges used during the test strip correlation phase will be allowed.

### **C.1.2 Field Tests**

#### **C.1.2.1 Density**

For contracts that include STSP 460-020 QMP Density in addition to PWL, a gauge comparison according to CMM 815.7 shall be completed prior to the day of test strip construction. Daily standardization of gauges on reference blocks and a project reference site shall be performed according to CMM 815.8. A standard count shall be performed for each gauge on the material placed for the test strip, prior to any additional data collection. Nuclear gauge readings and pavement cores shall be used to determine nuclear gauge correlation according to Appendix A. The two to three readings for the five locations across the mat for each of two zones shall be provided to the engineer. The engineer will analyze the readings of each gauge relative to the densities of the cores taken at each location. The engineer will determine the average difference between the nuclear gauge density readings and the measured core densities to be used as a constant offset value. This offset will be used to adjust raw density readings of the specific gauge and shall appear on the density data sheet along with gauge and project identification. An offset is specific to the mix and layer; therefore, a separate value shall be determined for each layer of each mix placed over a differing underlying material for the contract. This constitutes correlation of that individual gauge for the given layer. Two gauges per team are not required to be onsite daily after completion of the test strip. Any data collected without a correlated gauge will not be accepted.

The contractor is responsible for coring the pavement from the footprint of the density tests and filling core holes according to Appendix A. Coring and filling of pavement core holes must be approved by the engineer. The QV team is responsible for the labeling and safe transport of the cores from the field to the QC laboratory. Testing of cores shall be conducted by the contractor and witnessed by department personnel. The contractor is responsible for drying the cores following testing. The department will take possession of cores following laboratory testing and will be responsible for any verification testing at the discretion of the engineer.

The target maximum density to be used in determining core density is the average of the three volumetric/mix Gmm values from the test strip multiplied by 62.24 lb/ft<sup>3</sup>. In the event mix and density portions of the test strip procedure are separated, or if an additional density test strip is required, the mix portion must be conducted prior to density determination. The target maximum density to determine core densities shall then be the Gmm four-test running average (or three-test average from a PWL volumetric-only test strip) from the end of the previous day's production multiplied by 62.24 lb/ft<sup>3</sup>. If no PWL production QV volumetric test is to be taken in a density-only test strip, a non-random QV test will be taken according to 460.2.8.3.1.4 as modified in HMA Pavement Percent Within Limits (PWL) QMP and if non-conforming to C.2.1 herein, follow corrective action outlined in 460.2.8.2.1.7(4) as modified in HMA Pavement Percent Within Limits (PWL) QMP.

Exclusions such as shoulders and appurtenances shall be tested and reported according to CMM 815. However, all acceptance testing of shoulders and appurtenances will be conducted by the department, and average lot (daily) densities must conform to standard spec Table 460-3. No density incentive or disincentive will be applied to shoulders or appurtenances. However, unacceptable shoulder material will be handled according to standard spec 460.3.3.1 and CMM 815.11.

### C.1.3 Laboratory Tests

#### C.1.3.1 Volumetrics

Obtain random samples according to C.1.1.1 and Appendix A. Perform tests the same day as taking the sample.

Theoretical maximum specific gravities of each mixture sample will be obtained. Bulk specific gravities of both gyratory compacted samples and field cores shall be determined. The bulk specific gravity values determined from field cores shall be used to calculate a correction factor (i.e., offset) for each QC and QV nuclear density gauge. The correction factor will be used throughout the remainder of the layer.

### C.2 Acceptance

#### C.2.1 Volumetrics

Produce mix conforming to the following limits based on individual QC and QV test results (tolerances based on most recent JMF):

ITEM	ACCEPTANCE LIMITS
Percent passing given sieve:	
37.5-mm	+/- 8.0
25.0-mm	+/- 8.0
19.0-mm	+/- 7.5
12.5-mm	+/- 7.5
9.5-mm	+/- 7.5
2.36-mm	+/- 7.0
75-µm	+/- 3.0
Asphaltic content in percent <sup>[1]</sup>	- 0.5
Air Voids	-1.5 & +2.0
VMA in percent <sup>[2]</sup>	- 1.0
Maximum specific gravity	+/- 0.024

<sup>[1]</sup> Asphalt content more than -0.5% below the JMF will be referee tested by the department's AASHTO accredited laboratory and HTCP certified personnel using automated extraction.

<sup>[2]</sup> VMA limits based on minimum requirement for mix design nominal maximum aggregate size in [table 460-1](#).

QV samples will be tested for Gmm, Gmb, and AC. Air voids and VMA will then be calculated using these test results.

Calculation of air voids shall use either the QC, QV, or retained split sample test results, as identified by conducting the paired t-test with the WisDOT PWL Test Strip Spreadsheet.

If QC and QV test results do not correlate as determined by the split sample comparison, the retained split sample will be tested by the department's AASHTO accredited laboratory and HTCP certified personnel as a referee test. Additional investigation shall be conducted to identify the source of the difference between QC and QV data. Referee data will be used to determine material conformance and pay.

#### C.2.2 Density

Compact all layers of test strip HMA mixture according to Table 460-3.

Nuclear density gauges are acceptable for use on the project only if correlation is completed for that gauge during the time of the test strip and the department issues documentation of acceptance stating the correlation offset value specific to the gauge and mix design. The offset is not to be entered into any nuclear density gauge as it will be applied by the department-furnished Field Density Worksheet.

### C.2.3 Test Strip Approval and Material Conformance

All applicable laboratory and field testing associated with a test strip shall be completed prior to any additional mainline placement of the mix. All test reports shall be submitted to the department upon completion and approved before paving resumes. The department will notify the contractor within 24 hours from start of test strip regarding approval to proceed with paving unless an alternate time frame is agreed upon in writing with the department. The 24-hour approval time includes only working days as defined in standard spec 101.3.

The department will evaluate material conformance and make pay adjustments based on the PWL value of air voids and density for the test strip. The QC core densities and QC and QV mix results will be used to determine the PWL values as calculated according to Appendix A.

The PWL values for air voids and density shall be calculated after determining core densities. An approved test strip is defined as the individual PWL values for air voids and density both being equal to or greater than 75, mixture volumetric properties conforming to the limits specified in C.2.1, and an acceptable gauge-to-core correlation. Further clarification on PWL test strip approval and appropriate post-test strip actions are shown in the following table:

PWL TEST STRIP APPROVAL AND MATERIAL CONFORMANCE CRITERIA

PWL VALUE FOR AIR VOIDS AND DENSITY	TEST STRIP APPROVAL	MATERIAL CONFORMANCE	POST-TEST STRIP ACTION
Both PWL $\geq$ 75	Approved <sup>1</sup>	Material paid for according to Section E	Proceed with Production
50 $\leq$ Either PWL < 75	Not Approved	Material paid for according to Section E	Consult BTS to determine need for additional test strip
Either PWL < 50	Not Approved	Unacceptable material removed and replaced or paid for at 50% of the contract unit price according to Section E	Construct additional Volumetrics or Density test strip as necessary

<sup>1</sup> In addition to these PWL criteria, mixture volumetric properties must conform to the limits specified in C.2.1, split sample comparison must have a passing result and an acceptable gauge-to-core correlation must be completed.

A maximum of two test strips will be allowed to remain in place per pavement layer per contract. If material is removed, a new test strip shall replace the previous one at no additional cost to the department. If the contractor changes the mix design for a given mix type during a contract, no additional compensation will be paid by the department for the required additional test strip and the department will assess the contractor \$2,000 for the additional test strip according to Section E of this special provision. For simultaneously conducted density and volumetric test strip components, the following must be achieved:

- i. Passing/Resolution of Split Sample Comparison
- ii. Volumetrics/mix PWL value  $\geq$  75
- iii. Density PWL value  $\geq$  75
- iv. Acceptable correlation

If not conducted simultaneously, the mix portion of a test strip must accomplish (i) and (ii), while density must accomplish (iii) and (iv). If any applicable criteria are not achieved for a given test strip, the engineer, with authorization from the department's Bureau of Technical Services, will direct an additional test strip (or alternate plan approved by the department) be conducted to prove the criteria can be met prior to additional paving of that mix. For a density-only test strip, determination of mix conformance will be according to main production, i.e., HMA Pavement Percent Within Limits (PWL) QMP special provision.

### D Measurement

The department will measure HMA Percent Within Limits (PWL) Test Strip as each unit of work, acceptably completed as passing the required air void, VMA, asphalt content, gradation, and density correlation for a Test Strip. Material quantities shall be determined according to standard spec 450.4 and detailed here within.

## E Payment

The department will pay for measured quantities at the contract unit price under the following bid item:

ITEM NUMBER	DESCRIPTION	UNIT
460.0105.S	HMA Percent Within Limits (PWL) Test Strip Volumetrics	EACH
460.0110.S	HMA Percent Within Limits (PWL) Test Strip Density	EACH

These items are intended to compensate the contractor for the construction of the test strip for contracts paved under the HMA Pavement Percent Within Limits QMP article.

Payment for HMA Percent Within Limits (PWL) Test Strip Volumetrics is full compensation for volumetric sampling, splitting, and testing, and for the proper labeling, handling, and retention of the split samples.

Payment for HMA Percent Within Limits (PWL) Test Strip Density is full compensation for collecting and measuring of pavement cores, acceptably filling core holes, providing of nuclear gauges and operator(s), and all other work associated with completion of a core-to-gauge correlation, as directed by the engineer.

Acceptable HMA mixture placed on the project as part of a volumetric or density test strip will be compensated by the appropriate HMA Pavement bid item with any applicable pay adjustments. If a test strip is delayed as defined in C.1 of this document, the department will assess the contractor \$2,000 for each instance, under the HMA Delayed Test Strip administrative item. If an additional test strip is required because the initial test strip is not approved by the department or the mix design is changed by the contractor, the department will assess the contractor \$2,000 for each additional test strip (i.e. \$2,000 for each individual volumetrics or density test strip) under the HMA Additional Test Strip administrative item.

Pay adjustment will be calculated using 65 dollars per ton of HMA pavement. The department will pay for measured quantities of mix based on \$65/ton multiplied by the following pay adjustment:

<b>PAY ADJUSTMENT FOR HMA PAVEMENT AIR VOIDS &amp; DENSITY</b>	
<i>PERCENT WITHIN LIMITS</i>	<i>PAYMENT FACTOR, PF</i>
<i>(PWL)</i>	<i>(percent of \$65/ton)</i>
≥ 90 to 100	$PF = ((PWL - 90) * 0.4) + 100$
≥ 50 to < 90	$(PWL * 0.5) + 55$
<50	50% <sup>[1]</sup>

where, PF is calculated per air voids and density, denoted  $PF_{\text{air voids}}$  &  $PF_{\text{density}}$

<sup>[1]</sup> Material resulting in PWL value less than 50 shall be removed and replaced unless the engineer allows for such material to remain in place. In the event the material remains in place, it will be paid at 50% of the contract unit price of HMA pavement.

For air voids, PWL values will be calculated using lower and upper specification limits of 2.0 and 4.3 percent, respectively. Lower specification limits for density will be according to Table 460-3. Pay adjustment will be determined for an acceptably completed test strip and will be computed as shown in the following equation:

$$\text{Pay Adjustment} = (PF - 100) / 100 \times (WP) \times (\text{tonnage}) \times (\$65/\text{ton})^*$$

\*Note: If Pay Factor <50, the contract unit price will be used in lieu of \$65/ton

The following weighted percentage (WP) values will be used for the corresponding parameter:

<u>Parameter</u>	<u>WP</u>
Air Voids	0.5
Density	0.5

Individual Pay Factors for each air voids ( $PF_{\text{air voids}}$ ) and density ( $PF_{\text{density}}$ ) will be determined.  $PF_{\text{air voids}}$  will be multiplied by the total tonnage produced (i.e., from truck tickets), and  $PF_{\text{density}}$  will be multiplied by the calculated tonnage used to pave the mainline only (i.e., traffic lane excluding shoulder) as determined according to Appendix A.

The department will pay incentive for air voids under the following bid item:

ITEM NUMBER	DESCRIPTION	UNIT
460.2005	Incentive Density PWL HMA Pavement	DOL
460.2010	Incentive Air Voids HMA Pavement	DOL

The department will administer disincentives under the Disincentive Density HMA Pavement and the Disincentive Air Voids HMA Pavement administrative items.

stp-460-040 (20220107)

## 21. HMA Pavement Percent Within Limits (PWL) QMP.

### A Description

This special provision describes percent within limits (PWL) pay determination, providing and maintaining a contractor Quality Control (QC) Program, department Quality Verification (QV) Program, required sampling and testing, dispute resolution, corrective action, pavement density, and payment for HMA pavements. Pay is determined by statistical analysis performed on contractor and department test results conducted according to the Quality Management Program (QMP) as specified in standard spec 460, except as modified below.

### B Materials

Conform to the requirements of standard spec 450, 455, and 460 except where superseded by this special provision. The department will allow only one mix design for each HMA mixture type per layer required for the contract, unless approved by the engineer. The use of more than one mix design for each HMA pavement layer will require the contractor to construct a new test strip according to HMA Pavement Percent Within Limits (PWL) QMP Test Strip Volumetrics and HMA Pavement Percent Within Limits (PWL) QMP Test Strip Density articles at no additional cost to the department.

*Replace standard spec 460.2.8.2.1.3.1 Contracts with 5000 Tons of Mixture or Greater with the following:*

#### **460.2.8.2.1.3.1 Contracts under Percent within Limits**

- (1) Furnish and maintain a laboratory at the plant site fully equipped for performing contractor QC testing. Have the laboratory on-site and operational before beginning mixture production.
- (2) Obtain random samples and perform tests according to this special provision and further defined in Appendix A: *Test Methods & Sampling for HMA PWL QMP Projects*. Obtain HMA mixture samples from trucks at the plant. For the subplot in which a QV sample is collected, discard the QC sample and test a split of the QV sample.
- (3) Perform sampling from the truck box and three-part splitting of HMA samples according to CMM 836. Sample size must be adequate to run the appropriate required tests in addition to one set of duplicate tests that may be required for dispute resolution (i.e., retained). This requires sample sizes which yield three splits for all random sampling per subplot. All QC samples shall provide the following: QC, QV, and Retained. The contractor shall take possession and test the QC portions. The department will observe the splitting and take possession of the samples intended for QV testing (i.e., QV portion from each sample) and the Retained portions. Additional sampling details are found in Appendix A. Label samples according to CMM 836. Additional handling instructions for retained samples are found in CMM 836.
- (4) Use the test methods identified below to perform the following tests at a frequency greater than or equal to that indicated:
  - Blended aggregate gradations according to AASHTO T 30.
  - Asphalt content (AC) in percent determined by ignition oven method according to AASHTO T 308 as modified in CMM 836.6.3.6, chemical extraction according to AASHTO T 164 Method A or B, or automated extraction according to ASTM D8159 as modified in CMM 836.6.3.1.
  - Bulk specific gravity (Gmb) of the compacted mixture according to AASHTO T 166 as modified in CMM 836.6.5.
  - Maximum specific gravity (Gmm) according to AASHTO T 209 as modified in CMM 836.6.6.
  - Air voids ( $V_a$ ) by calculation according to AASHTO T 269.
  - Voids in Mineral Aggregate (VMA) by calculation according to AASHTO R35.



(5) Lot size shall consist of 3750 tons with sublots of 750 tons. Test each design mixture at a frequency of 1 test per 750 tons of mixture type produced and placed as part of the contract. Add a random sample for any fraction of 750 tons at the end of production for a specific mixture design. Partial lots with less than three subplot tests will be included into the previous lot for data analysis and pay adjustment. Volumetric lots will include all tonnage of mixture type under specified bid item unless otherwise specified in the plan.

(6) Conduct field tensile strength ratio tests, without freeze-thaw conditioning cycles, on each qualifying mixture according to CMM 836.6.14. Test each full 50,000-ton production increment, or fraction of an increment, after the first 5,000 tons of production. Perform required increment testing in the first week of production of that increment. If field tensile strength ratio values are below the spec limit, notify the engineer. The engineer and contractor will jointly determine a corrective action.

Delete standard spec 460.2.8.2.1.5 and 460.2.8.2.1.6.

Replace standard spec 460.2.8.2.1.7 Corrective Action with the following:

**460.2.8.2.1.7 Corrective Action**

(1) Material must conform to the following action and acceptance limits based on individual QC and QV test results (tolerances relative to the JMF used on the PWL Test Strip):

ITEM	ACTION LIMITS	ACCEPTANCE LIMITS
Percent passing given sieve:		
37.5-mm	+/- 8.0	
25.0-mm	+/- 8.0	
19.0-mm	+/- 7.5	
12.5-mm	+/- 7.5	
9.5-mm	+/- 7.5	
2.36-mm	+/- 7.0	
75-µm	+/- 3.0	
AC in percent	-0.3	-0.5
Va		- 1.5 & +2.0
VMA in percent <sup>[1]</sup>	- 0.5	-1.0

<sup>[1]</sup> VMA limits based on minimum requirement for mix design nominal maximum aggregate size in table 460-1.

(2) QV samples will be tested for Gmm, Gmb, and AC. Air voids and VMA will then be calculated using these test results.

(3) Notify the engineer if any individual test result falls outside the action limits, investigate the cause and take corrective action to return to within action limits. If two consecutive test results fall outside the action limits, stop production. Production may not resume until approved by the engineer. Additional QV samples may be collected upon resuming production, at the discretion of the engineer.

(4) For any additional non-random tests outside the random number testing conducted for volumetrics, the data collected will not be entered into PWL calculations. Additional QV tests must meet acceptance limits or be subject to production stop. If the department's non-random test does not conform to the acceptance limits, the retained sample will be tested by the BTS lab. If the BTS results also do not meet the acceptance limits, the material will be considered unacceptable as described in (5) below.

(5) Remove and replace unacceptable material at no additional expense to the department. Unacceptable material is defined as any individual QC or QV tests results outside the acceptance limits or a PWL value < 50. For AC in percent, unacceptable material is defined as any individual QV test result outside of the acceptance limit. The engineer may allow such material to remain in place with a price reduction. The department will pay for such HMA Pavement allowed to remain in place at 50 percent of the contract unit price.

*Replace standard spec 460.2.8.3.1.2 Personnel Requirements with the following:*

#### **460.2.8.3.1.2 Personnel Requirements**

- (1) The department will provide at least one HTCP-certified Transportation Materials Sampling (TMS) Technician, to observe QV sampling of HMA mixtures.
- (2) Under departmental observation, a contractor TMS technician shall collect and split samples.
- (3) A department HTCP-certified Hot Mix Asphalt, Technician I, Production Tester (HMA-IPT) technician will ensure that all sampling is performed correctly and conduct testing, analyze test results, and report resulting data.
- (4) The department will make an organizational chart available to the contractor before mixture production begins. The organizational chart will include names, telephone numbers, and current certifications of all QV testing personnel. The department will update the chart with appropriate changes, as they become effective.

*Replace standard spec 460.2.8.3.1.4 Department Verification Testing Requirements with the following:*

#### **460.2.8.3.1.4 Department Verification Testing Requirements**

- (1) HTCP-certified department personnel will obtain QV random samples by directly supervising HTCP-certified contractor personnel sampling from trucks at the plant. Sample size must be adequate to run the appropriate required tests in addition to one set of duplicate tests that may be required for dispute resolution (i.e., retained). This requires sample sizes which yield three splits for all random sampling per subplot. All QV samples shall furnish the following: QC, QV, and Retained. The department will observe the splitting and take possession of the samples intended for QV testing (i.e., QV portion from each sample) and the Retained portions. The department will take possession of retained samples accumulated to date each day QV samples are collected. The department will retain samples until surpassing the analysis window of up to 5 lots, as defined in standard spec 460.2.8.3.1.7(2) of this special provision. Additional sampling details are found in Appendix A.
- (2) The department will verify product quality using the test methods specified here in standard spec 460.2.8.3.1.4(3). The department will identify test methods before construction starts and use only those methods during production of that material unless the engineer and contractor mutually agree otherwise.
- (3) The department will perform all testing conforming to the following standards:
  - Bulk specific gravity (Gmb) of the compacted mixture according to AASHTO T 166 as modified in CMM 836.6.5.
  - Maximum specific gravity (Gmm) according to AASHTO T 209 as modified in CMM 836.6.6.
  - Air voids (Va) by calculation according to AASHTO T 269.
  - Voids in Mineral Aggregate (VMA) by calculation according to AASHTO R 35.
  - Asphalt Content (AC) in percent determined by ignition oven method according to AASHTO T308 as modified in CMM 836.6.3.6, chemical extraction according to AASHTO T 164 Method A or B, or automated extraction according to ASTM D8159 as modified in CMM 836.6.3.1.
- (4) The department will randomly test each design mixture at the minimum frequency of one test for each lot.

*Delete standard spec 460.2.8.3.1.6.*

*Replace standard spec 460.2.8.3.1.7 Dispute Resolution with the following:*

#### **460.2.8.3.1.7 Data Analysis for Volumetrics**

- (1) Analysis of test data for pay determination will be contingent upon QC and QV test results. Statistical analysis will be conducted on Gmm and Gmb test results for calculation of Va. If either Gmm or Gmb analysis results in non-comparable data as described in 460.2.8.3.1.7(2), subsequent testing will be performed for both parameters as detailed in the following paragraph.
- (2) The engineer, upon completion of the first 3 lots, will compare the variances (F-test) and the means (t-test) of the QV test results with the QC test results. Additional comparisons incorporating the first 3 lots of data will be performed following completion of the 4<sup>th</sup> and 5<sup>th</sup> lots (i.e., lots 1-3, 1-4, and 1-5). A rolling window of 5 lots will be used to conduct F & t comparison for the remainder of the contract (i.e., lots 2-6, then lots 3-7, etc.), reporting comparison results for each individual lot. Analysis will use a set alpha value

of 0.025. If the F- and t-tests report comparable data, the QC and QV data sets are determined to be statistically similar and QC data will be used to calculate the Va used in PWL and pay adjustment calculations. If the F- and t-tests result in non-comparable data, proceed to the *dispute resolution* steps found below. Note: if both QC and QV Va PWL result in a pay adjustment of 102% or greater, dispute resolution testing will not be conducted. Dispute resolution via further investigation is as follows:

[1] The Retained portion of the split from the lot in the analysis window with a QV test result furthest from the QV mean (not necessarily the subplot identifying that variances or means do not compare) will be referee tested for Gmm, Gmb, and Asphalt Content by the bureau's AASHTO accredited laboratory and certified personnel. All previous lots within the analysis window are subject to referee testing and regional lab testing as deemed necessary. Referee test results will replace the QV data of the subplot(s).

[2] Statistical analysis will be conducted with referee test results replacing QV results.

- i. If the F- and t-tests indicate variances and means compare, no further testing is required for the lot and QC data will be used for PWL and pay factor/adjustment calculations.
- ii. If the F- and t-tests indicate non-comparable variances or means, the Retained portion of the random QC sample will be tested for Gmm, Gmb, and Asphalt Content by the department's regional lab for the remaining 4 sublots of the lot which the F- and t-tests indicate non-comparable datasets. The department's regional lab and the referee test results will be used for PWL and pay factor/adjustment calculations. Upon the second instance of non-comparable variance or means and for every instance thereafter, the department will assess a pay reduction for the additional testing of the remaining 4 sublots at \$2,000/lot under the HMA Regional Lab Testing administrative item.

[3] The contractor may choose to dispute the regional test results on a lot basis. In this event, the retained portion of each subplot will be referee tested by the department's AASHTO accredited laboratory and certified personnel. The referee Gmm and Gmb test results will supersede the regional lab results for the disputed lot.

- i. If referee testing results in an increased calculated pay factor, the department will pay for the cost of the additional referee testing.
- ii. If referee testing of a disputed lot results in an equal or lower calculated pay factor, the department will assess a pay reduction for the additional referee testing at \$2,000/lot under the Referee Testing administrative item.

(3) The department will notify the contractor of the referee test results within 3 working days after receipt of the samples by the department's AASHTO accredited laboratory. The intent is to provide referee test results within 7 calendar days from completion of the lot.

(4) The department will determine mixture conformance and acceptability by analyzing referee test results, reviewing mixture data, and inspecting the completed pavement according to the standard spec, this special provision, and accompanying Appendix A.

(5) Unacceptable material (i.e., resulting in a PWL value less than 50 or individual QC or QV test results not meeting the Acceptance Requirements of 460.2.8.2.1.7 as modified herein) will be referee tested by the bureau's AASHTO accredited laboratory and certified personnel and those test results used for analysis. Such material may be subject to remove and replace, at the discretion of the engineer. If the engineer allows the material to remain in place, it will be paid at 50% of the HMA Pavement contract unit price. Replacement or pay adjustment will be conducted on a subplot basis. If an entire PWL subplot is removed and replaced, the test results of the newly placed material will replace the original data for the subplot. Any remove and replace shall be performed at no additional cost to the department. Testing of replaced material must include a minimum of one QV result. [Note: If the removed and replaced material does not result in replacement of original QV data, an additional QV test will be conducted and under such circumstances will be entered into the HMA PWL Production spreadsheet for data analysis and pay determination.] The quantity of material paid at 50% the contract unit price will be deducted from PWL pay adjustments, along with accompanying data of this material.

*Delete standard spec 460.2.8.3.1.8 Corrective Action.*

## C Construction

*Replace standard spec 460.3.3.2 Pavement Density Determination with the following:*

### **460.3.3.2 Pavement Density Determination**

- (1) The engineer will determine the target maximum density using department procedures described in CMM 815. The engineer will determine density as soon as practicable after compaction and before placement of subsequent layers or before opening to traffic.
- (2) Do not re-roll compacted mixtures with deficient density test results. Do not operate continuously below the specified minimum density. Stop production, identify the source of the problem, and make corrections to produce work meeting the specification requirements.
- (3) A lot is defined as 7500 lane feet with sublots of 1500 lane feet (excluding shoulder, even if paved integrally) and placed within a single layer for each location and target maximum density category indicated in table 460-3. The contractor is required to complete three tests randomly per subplot and the department will randomly conduct one QV test per subplot. A partial quantity less than 750 lane feet will be included with the previous subplot. Partial lots with less than three sublots will be included in the previous lot for data analysis/acceptance and pay, by the engineer. If density lots/sublots are determined prior to construction of the test strip, any random locations within the test strip shall be omitted. Exclusions such as shoulders and appurtenances shall be tested and recorded according to CMM 815. However, all acceptance testing of shoulders and appurtenances will be conducted by the department, and average lot (daily) densities must conform to standard spec Table 460-3. No density incentive or disincentive will be applied to shoulders or appurtenances. Offsets will not be applied to nuclear density gauge readings for shoulders or appurtenances. Unacceptable shoulder material will be handled according to standard spec 460.3.3.1 and CMM 815.11.
- (4) The three QC locations per subplot represent the outside, middle, and inside of the paving lane. The QC density testing procedures are detailed in Appendix A.
- (5) QV nuclear testing will consist of one randomly selected location per subplot. The QV density testing procedures will be the same as the QC procedure at each testing location and are also detailed in Appendix A.
- (6) An HTCP-certified nuclear density technician (NUCDENSITYTEC-I) shall identify random locations and perform the testing for both the contractor and department. The responsible certified technician shall ensure that sample location and testing is performed correctly, analyze test results, and provide density results to the contractor weekly, or at the completion of each lot.
- (7) For any additional tests outside the random number testing conducted for density, the data collected will not be entered into PWL calculations. However, additional QV testing must meet the tolerances for material conformance as specified in the standard specification and this special provision. If additional density data identifies unacceptable material, proceed as specified in CMM 815.11.

*Replace standard spec 460.3.3.3 Waiving Density Testing with Acceptance of Density Data with the following:*

### **460.3.3.3 Analysis of Density Data**

- (1) Analysis of test data for pay determination will be contingent upon test results from both the contractor (QC) and the department (QV).
- (2) As random density locations are paved, the data will be recorded in the HMA PWL Production Spreadsheet for analysis in chronological order. The engineer, upon completion of the first 3 lots, will compare the variances (F-test) and the means (t-test) of the QV test results with the QC test results. A rolling window of 3 lots will be used to conduct F & t comparison for the remainder of the contract (i.e., lots 2-4, then lots 3-5, etc.), reporting comparison results for each individual lot. Analysis will use a set alpha value of 0.025.
  - i. If the F- and t-tests indicate variances and means compare, the QC and QV data sets are determined to be statistically similar and QC data will be used for PWL and pay adjustment calculations.
  - ii. If the F- and t-tests indicate variances or means do not compare, the QV data will be used for subsequent calculations.

(3) The department will determine mixture density conformance and acceptability by analyzing test results, reviewing mixture data, and inspecting the completed pavement according to standard spec, this special provision, and accompanying Appendix A.

(4) Density resulting in a PWL value less than 50 or not meeting the requirements of 460.3.3.1 (any individual density test result falling more than 3.0 percent below the minimum required target maximum density as specified in standard spec Table 460-3) is unacceptable and may be subject to remove and replace at no additional cost to the department, at the discretion of the engineer.

- i. Replacement may be conducted on a subplot basis. If an entire PWL subplot is removed and replaced, the test results of the newly placed material will replace the original data for the subplot.
- ii. Testing of replaced material must include a minimum of one QV result. [Note: If the removed and replaced material does not result in replacement of original QV data, an additional QV test must be conducted and under such circumstances will be entered into the data analysis and pay determination.]
- iii. If the engineer allows such material to remain in place, it will be paid for at 50% of the HMA Pavement contract unit price. The extent of unacceptable material will be addressed as specified in CMM 815.11. The quantity of material paid at 50% the contract unit price will be deducted from PWL pay adjustments, along with accompanying data of this material.

**D Measurement**

The department will measure the HMA Pavement bid items acceptably completed by the ton as specified in standard spec 450.4 and as follows in standard spec 460.5 as modified in this special provision.

**E Payment**

*Replace standard spec 460.5.2 HMA Pavement with the following:*

**460.5.2 HMA Pavement**

**460.5.2.1 General**

(1) Payment for HMA Pavement Type LT, MT, and HT mixes is full compensation for providing HMA mixture designs; for preparing foundation; for furnishing, preparing, hauling, mixing, placing, and compacting mixture; for HMA PWL QMP testing and aggregate source testing; for warm mix asphalt additives or processes; for stabilizer, hydrated lime and liquid antistripping agent, if required; and for all materials including asphaltic materials.

(2) If provided for in the plan quantities, the department will pay for a leveling layer, placed to correct irregularities in an existing paved surface before overlaying, under the pertinent paving bid item. Absent a plan quantity, the department will pay for a leveling layer as extra work.

**460.5.2.2 Calculation of Pay Adjustment for HMA Pavement using PWL**

(1) Pay adjustments will be calculated using 65 dollars per ton of HMA pavement. The HMA PWL Production Spreadsheet, including data, will be made available to the contractor by the department as soon as practicable upon completion of each lot. The department will pay for measured quantities of mix based on this price multiplied by the following pay adjustment calculated according to the HMA PWL Production Spreadsheet:

<b>PAY FACTOR FOR HMA PAVEMENT AIR VOIDS &amp; DENSITY</b>	
<i>PERCENT WITHIN LIMITS</i>	<i>PAYMENT FACTOR, PF</i>
<i>(PWL)</i>	<i>(percent of \$65/ton)</i>
≥ 90 to 100	$PF = ((PWL - 90) * 0.4) + 100$
≥ 50 to < 90	$(PWL * 0.5) + 55$
<50	50% <sup>[1]</sup>

where PF is calculated per air voids and density, denoted PF<sub>air voids</sub> & PF<sub>density</sub>

<sup>[1]</sup> Any material resulting in PWL value less than 50 shall be removed and replaced unless the engineer allows such material to remain in place. In the event the material remains in place, it will be paid at 50% of the contract unit price of HMA pavement.

For air voids, PWL values will be calculated using lower and upper specification limits of 2.0 and 4.3 percent, respectively. Lower specification limits for density shall be according to standard spec Table 460-3. Pay adjustment will be determined on a lot basis and will be computed as shown in the following equation.

$$\text{Pay Adjustment} = (\text{PF}-100)/100 \times (\text{WP}) \times (\text{tonnage}) \times (\$65/\text{ton})^*$$

\*Note: If Pay Factor <50, the contract unit price will be used in lieu of \$65/ton

The following weighted percentage (WP) values will be used for the corresponding parameter:

<u>Parameter</u>	<u>WP</u>
Air Voids	0.5
Density	0.5

Individual Pay Factors for each air voids ( $\text{PF}_{\text{air voids}}$ ) and density ( $\text{PF}_{\text{density}}$ ) will be determined.  $\text{PF}_{\text{air voids}}$  will be multiplied by the total tonnage placed (i.e., from truck tickets), and  $\text{PF}_{\text{density}}$  will be multiplied by the calculated tonnage used to pave the mainline only (i.e., travel lane excluding shoulder) as determined according to Appendix A.

The department will pay incentive for air voids and density under the following bid items:

<u>ITEM NUMBER</u>	<u>DESCRIPTION</u>	<u>UNIT</u>
460.2005	Incentive Density PWL HMA Pavement	DOL
460.2010	Incentive Air Voids HMA Pavement	DOL

The department will administer disincentives under the Disincentive Density HMA Pavement and the Disincentive Air Voids HMA Pavement administrative items.

The department will administer a disincentive under the Disincentive HMA Binder Content administrative item for each individual QV test result indicating asphalt binder content below the Action Limit in 460.2.8.2.1.7 presented herein. The department will adjust pay per subplot of mix at 65 dollars per ton of HMA pavement multiplied by the following pay adjustment calculated according to the HMA PWL Production Spreadsheet:

<u>AC Binder Relative to JMF</u>	<u>Pay Adjustment / Sublot</u>
-0.4% to -0.5%	75% <sup>[1]</sup>
More than -0.5%	50% <sup>[1][2]</sup>

<sup>[1]</sup> Any material resulting in an asphalt binder content more than 0.3% below the JMF AC content will be referee tested by the department's AASHTO accredited laboratory and HTCP certified personnel using automated extraction according to automated extraction according to ASTM D8159 as modified in CMM 836.6.3.1.

<sup>[2]</sup> Any material resulting in an asphalt binder content more than 0.5% below the JMF AC content shall be removed and replaced unless the engineer allows such material to remain in place. In the event the material remains in place, it will be paid at 50% of the contract unit price of HMA pavement.

Note: PWL value determination is further detailed in the PWL Production Spreadsheet Instructions located in the *Project Info & Instructions* tab of the HMA PWL Production spreadsheet.

stp-460-050 (20220107)

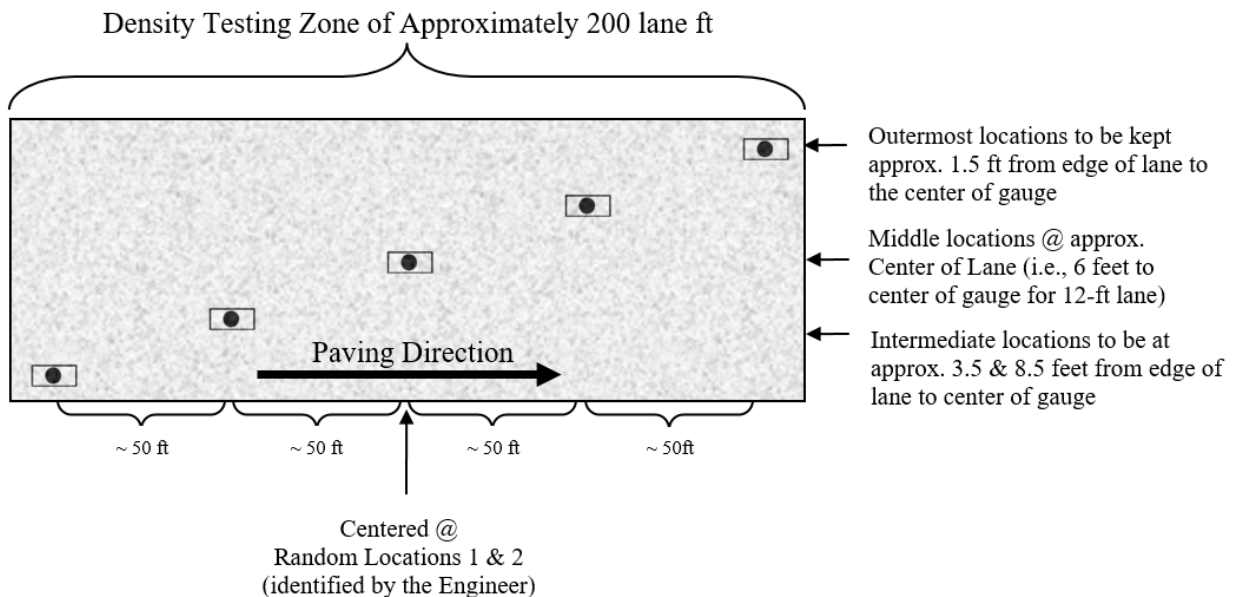
## 22. Appendix A.

### Test Methods & Sampling for HMA PWL QMP Projects.

The following procedures are included with the HMA Pavement Percent Within Limits (PWL) Quality Management Program (QMP) special provision:

- WisDOT Procedure for Nuclear Gauge/Core Correlation – Test Strip
- WisDOT Test Method for HMA PWL QMP Density Measurements for Main Production
- Sampling for WisDOT HMA PWL QMP
- Calculation of PWL Mainline Tonnage Example

#### WisDOT Procedure for Nuclear Gauge/Core Correlation – Test Strip




**Figure 1: Nuclear/Core Correlation Location Layout**

The engineer will identify two zones in which gauge/core correlation is to be performed. These two zones will be randomly selected within each *half* of the test strip length. (Note: Density zones shall not overlap and must have a minimum of 100 feet between the two zones; therefore, random numbers may be shifted (evenly) in order to meet these criteria.) Each zone shall consist of five locations across the mat as identified in Figure 1. The following shall be determined at each of the five locations within both zones:

- two one-minute nuclear density gauge readings for QC team\*
- two one-minute nuclear density gauge readings for QV team\*
- pavement core sample

\*If the two readings exceed 1.0 pcf of one another, a third reading is conducted in the same orientation as the first reading. In this event, all three readings are averaged, the individual test reading of the three which falls farthest from the average value is discarded, and the average of the remaining two values is used to represent the location for the gauge.

The zones are supposed to be undisclosed to the contractor/roller operators. The engineer will not lay out density/core test sites until rolling is completed and the cold/finish roller is beyond the entirety of the zone. Sites are staggered across the 12-foot travel lane, and do not include shoulders. The outermost locations should be 1.5-feet from the center of the gauge to the edge of lane. [NOTE: This staggered layout is only applicable to the test strip. All mainline density locations after test strip should have a longitudinal- as well as transverse-random number to determine location as detailed in the *WisDOT Test Method for HMA PWL QMP Density Measurements for Main Production* section of this document.]

Individual locations are represented by the  symbol as seen in Figure 1 above. The symbol is two-part, comprised of the nuclear test locations and the location for coring the pavement, as distinguished here:



The nuclear site is the same for QC and QV readings for the test strip, i.e., the QC and QV teams are to take nuclear density gauge readings in the same footprint. Each of the QC and QV teams are to take a minimum of two one-minute readings per nuclear site, with the gauge rotated 180 degrees between readings, as seen here:



**Figure 2: Nuclear gauge orientation for (a) 1<sup>st</sup> one-minute reading and (b) 2<sup>nd</sup> one-minute reading**

Photos should be taken of each of the 10 core/gauge locations of the test strip. This should include gauge readings (pcf) and a labelled core within the gauge footprint. If a third reading is needed, all three readings should be recorded and documented. Only raw readings in pcf should be written on the pavement during the test strip, with a corresponding gauge ID/SN (generalized as QC-1 through QV-2 in the following Figure) in the following format:



**Figure 3: Layout of raw gauge readings as recorded on pavement**

Each core will then be taken from the center of the gauge footprint and will be used to correlate each gauge with laboratory-measured bulk specific gravities of the pavement cores. One core in good condition must be obtained from each of the 10 locations. If a core is damaged at the time of extracting from the pavement, a replacement core should be taken immediately adjacent to the damaged core, i.e., from the same footprint. If a core is damaged during transport, it should be recorded as damaged and excluded from the correlation. Coring after traffic is on the pavement should be avoided. The contractor is responsible for coring of the pavement. Coring and filling of core holes must be approved by the engineer. The QV team is responsible for the labeling and safe transport of the cores from the field to the QC laboratory. Core density testing will be conducted by the contractor and witnessed by department personnel. The contractor is responsible for drying the cores following testing. The department will take possession of cores following initial testing and is responsible for any verification testing.

Each core 100 or 150 mm (4 or 6 inches) in diameter will be taken at locations as identified in Figure 1. Each random core will be full thickness of the layer being placed. The contractor is responsible for thoroughly drying cores obtained from the mat according to AASHTO R79 as modified by CMM 836.6.10 prior to using specimens for in-place density determination according to AASHTO T 166 as modified by CMM 836.6.5.

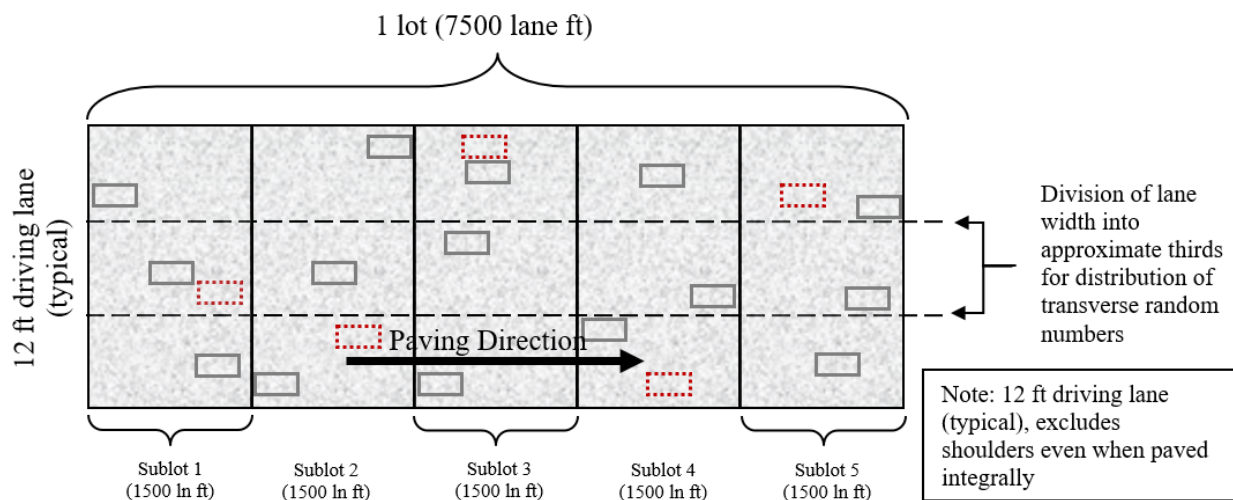


Cores must be taken before the pavement is open to traffic. Cores are cut under department/project staff observation. Relabel each core immediately after extruding or ensure that labels applied to pavement prior to cutting remain legible. The layer interface should also be marked immediately following extrusion. Cores should be cut at this interface, using a wet saw, to allow for density measurement of only the most recently placed layer. Cores should be protected from excessive temperatures such as direct sunlight. Also, there should be department custody (both in transport and storage) for the cores until they are tested, whether that be immediately after the test strip or subsequent day if agreed upon between department and contractor. Use of concrete cylinder molds works well to transport cores. Cores should be placed upside down (flat surface to bottom of cylinder mold) in the molds, one core per mold, cylinder molds stored upright, and ideally transported in a cooler. Avoid any stacking of pavement cores.

Fill all core holes with non-shrink rapid-hardening grout, mortar, or concrete, or with HMA. When using grout, mortar, or concrete, remove all water from the core holes prior to filling. Mix the mortar or concrete in a separate container prior to placement in the hole. If HMA is used, fill all core holes with hot-mix matching the same day's production mix type at same day compaction temperature +/- 20 F. The core holes shall be dry and coated with tack before filling, filled with a top layer no thicker than 2.25 inches, lower layers not to exceed 4 inches, and compacted with a Marshall hammer or similar tamping device using approximately 50 blows per layer. The finished surface shall be flush with the pavement surface. Any deviation in the surface of the filled core holes greater than 1/4 inch at the time of final inspection will require removal of the fill material to the depth of the layer thickness and replacement.

### **WisDOT Test Method for HMA PWL QMP Density Measurements for Main Production**

For nuclear density testing of the pavement beyond the test strip, QC tests will be completed at three locations per subplot, with a subplot defined as 1500 lane feet. The three locations will represent the outside, middle, and inside of the paving lane (i.e., the lane width will be divided into thirds as shown by the dashed longitudinal lines in Figure 3 and random numbers will be used to identify the specific transverse location within each third according to CMM 815). Longitudinal locations within each subplot shall be determined with 3 independent random numbers. The PWL Density measurements do not include the shoulder and other appurtenances. Such areas are tested by the department and are not eligible for density incentive or disincentive. Each location will be measured with two one-minute gauge readings oriented 180 degrees from one another, in the same footprint as detailed in Figure 2 above. Each location requires a minimum of two readings per gauge. The density gauge orientation for the first test will be with the source rod towards the direction of paving. QV nuclear testing will consist of one randomly selected location per subplot. The QV is also comprised of two one-minute readings oriented 180 degrees from one another. For both QC and QV test locations, if the two readings exceed 1.0 pcf of one another, a third reading is conducted in the same orientation as the first reading. In this event, all three readings are averaged, the individual test reading of the three which falls farthest from the average value is discarded, and the average of the remaining two values is used to represent the location for the gauge. The subplot density testing layout is depicted in Figure 4, with QC test locations shown as solid lines and QV as dashed.



**Figure 4: Locations of main lane HMA density testing (QC=solid lines, QV=dashed)**

Raw nuclear density data must be shared by both parties at the end of each shift. Paving may be delayed if the raw data is not shared in a timely manner. QC and QV nuclear density gauge readings will be statistically analyzed according to Section 460.3.3.3 of the HMA PWL QMP SPV. (Note: For density data, if F- and t-tests compare, QC data will be used for the subsequent calculations of PWL value and pay determination. However, if an F- or t-test does not compare, the QV data will be used in subsequent calculations.)

Investigative cores will be allowed on the approaching side of traffic outside of the footprint locations. Results must be shared with the department.

The QV density technician is expected to be onsite within 1 hour of the start of paving operations and should remain on-site until all paving is completed. Perform footprint testing as soon as both the QC and QV nuclear density technician are onsite and a minimum of once per day to ensure the gauges are not drifting apart during a project. Footprint testing compares the density readings of two gauges at the same testing location and can be done at any randomly selected location on the project. Both teams are encouraged to conduct footprint testing as often as they feel necessary. Footprint testing does not need to be performed at the same time. At project start-up, the QV should footprint the first 10 QC locations. Individual density tests less than 0.5% above the lower limit should be communicated to the other party and be footprint tested. Each gauge conducts 2 to 3 1-minute tests according to CMM 815 and the final results from each gauge are compared for the location. If the difference between the QC and QV gauges exceeds 1.0 pcf (0.7 percent) for an average of 10 locations, investigate the cause, check gauge moisture and density standards and perform additional footprint testing. If the cause of the difference between gauge readings cannot be identified, the regional HMA Coordinator will consult the RSO, the regional PWL representative and the BTS HMA unit to determine necessary actions. If it is agreed that there is a gauge comparison issue, perform one of the following 2 options:

#### **New Gauge Combination**

- All 4 gauges used on the test strip must footprint 10 locations on the pavement. Pavement placed on a previous day may be used.
- The results of the footprint testing will be analyzed to see if a better combination of acceptable gauges is available.
- If a better combination is found, those gauges should be used moving forward.
- If a better combination cannot be found, a new gauge correlation must be performed. (see below).

#### **Re-correlation of Gauges**

- Follow all test strip procedures regarding correlating gauges except the following:
  - The 10 locations can be QC or QV random locations.
  - The locations used may have been paved on a previous day.
- Retesting with gauges must be done immediately prior to coring.
- New gauge offsets will be used for that day's paving and subsequent paving days. New gauge offsets will not be used to recalculate density results from prior days.

#### **Density Dispute Resolution Procedure**

Density results may be disputed by the contractor on a lot by lot basis if one of the following criteria is met:

- The lot average for either QC or QV is below the lower specification limit.
- The lot average for QC is different from the lot average for QV by more than 0.5%.

In lieu of using density gauges for acceptance of the lot, the lot will be cored in the QV locations. The results of the cores from the entire lot will be entered in the spreadsheet and used for payment. If the pay factor increases, the contractor will only receive the additional difference in payment for the disputed lot. If the pay factor does not increase, the department will assess the contractor \$2,000 for the costs of additional testing.

Notify the engineer in writing before dispute resolution coring. Immediately prior to coring, QC and QV will test the locations with nuclear density gauges.

Under the direct observation of the engineer, cut 100 or 150 mm (4 or 6 inch) diameter cores. Cores will be cut by the next day after completion of the lot, except if the next day is not a working day, then they shall be cut within 48 hours of placement. Prepare cores and determine density according to AASHTO T166 as modified in CMM 836.6.5. Dry cores after testing. Fill core holes according to Appendix A and obtain engineer approval before opening to traffic. The department will maintain custody of cores throughout the entire sampling and testing process. The department will label cores, transport cores to testing facilities, witness testing, store dried cores, and provide subsequent verification testing. If a core is damaged at the time of coring, immediately take a replacement core 1 ft ahead of the existing testing location in the direction of traffic at the same offset as the damaged core. If a core is damaged during transport, record it as damaged and notify the engineer immediately.

### **Sampling for WisDOT HMA PWL QMP Production**

Sampling of HMA mix for QC, QV and Retained samples shall conform to CMM 836 except as modified here.

*Delete CMM 836.4 Sampling Hot Mix Asphalt and replace with the following to update subplot tonnages:*

#### **Sampling Hot Mix Asphalt**

At the beginning of the contract, the contractor determines the anticipated tonnage to be produced. The frequency of sampling is 1 per 750 tons (subplot) for QC and Retained Samples and 1 per 3750 tons (lot or 5 sublots) for QV as defined by the HMA PWL QMP SPV. A test sample is obtained randomly from each subplot. Each random sample shall be collected at the plant according to CMM 836.4.1 and 836.4.2. The contractor must submit the random numbers for all mix sampling to the department before production begins.

#### *Example 1*

Expected production for a contract is 12,400 tons. The number of required samples is determined based on this expected production (per HMA PWL QMP SPV) and is determined by the random sample calculation.

- Sample 1 – from 50 to 750 tons
- Sample 2 – from 751 to 1500 tons
- Sample 3 – from 1501 to 2250 tons
- Sample 4 – from 2251 to 3000 tons
- Sample X – .....
- Sample 16 – from 11,251 to 12,000 tons
- Sample 17 – from 12,001 to 12,400 tons

The approximate location of each sample within the prescribed sublots is determined by selecting random numbers using ASTM Method D-3665 or by using a calculator or computerized spreadsheet that has a random number generator. The random numbers selected are used in determining when a sample is to be taken and will be multiplied by the subplot tonnage. This number will then be added to the final tonnage of the previous subplot to yield the approximate cumulative tonnage of when each sample is to be taken.

To allow for plant start-up variability, the procedure calls for the first random sample to be taken at 50 tons or greater per production day (not intended to be taken in the first two truckloads). Random samples calculated for 0-50 ton should be taken in the next truck (51-75 ton).

This procedure is to be used for any number of samples per contract.

If the production is less than the final randomly generated sample tonnage, then the random sample is to be collected from the remaining portion of that subplot of production. If the randomly generated sample is calculated to be within the first 0-50 tons of the subsequent day of production, it should be taken in the next truck. Add a random sample for any fraction of 750 tons at the end of the contract. Lot size will consist of 3750 tons with sublots of 750 tons. Partial lots with less than three subplot tests will be included into the previous lot, by the engineer.

It is intended that the plant operator not be advised ahead of time when samples are to be taken.

If belt samples are used during troubleshooting, the blended aggregate will be obtained when the mixture production tonnage reaches approximately the sample tonnage. For plants with storage silos, this could be up to 60 minutes in advance of the mixture sample that's taken when the required tonnage is shipped from the plant.

QC, QV, and retained samples shall be collected for all test strip and production mixture testing using a three-part splitting procedure according to CMM 836.5.2.

### **Calculation of PWL Mainline Tonnage Example**

A mill and overlay project is being constructed with a 12-foot travel lane and an integrally paved 3-foot shoulder. The layer thickness is 2 inches for the full width of paving. Calculate the tonnage in each subplot eligible for density incentive or disincentive.

**Solution:**

$$\frac{1500 \text{ ft} \times 12 \text{ ft}}{9 \text{ sf/sy}} \times \frac{2 \text{ in} \times 112 \text{ lb/sy/in}}{2000 \text{ lb/ton}} = 224 \text{ tons}$$

stp-460-055 (20220107)

## **23. HMA Pavement Longitudinal Joint Density.**

### **A Description**

This special provision incorporates longitudinal joint density requirements into the contract and describes the data collection, acceptance, and procedure used for determination of pay adjustments for HMA pavement longitudinal joint density. Pay adjustments will be made on a linear foot basis, as applicable per pavement layer and paving lane. Applicable longitudinal joints are defined as those between any two or more traffic lanes including full-width passing lanes, turn lanes, or auxiliary lanes more than 1,500 lane feet, and those lanes must also include the 460.2005 Incentive Density PWL HMA Pavement bid item. This excludes any joint with one side defined as a shoulder and ramp lanes of any length. If echelon paving is required in the contract, the longitudinal joint density specification shall not apply for those joints. Longitudinal joints placed during a test strip will be tested for information only to help ensure the roller pattern will provide adequate longitudinal joint density during production. Longitudinal joint density test results collected during a test strip are not eligible for pay adjustment.

Pay is determined according to standard spec 460, HMA Pavement Percent Within Limits QMP special provisions, and as modified within.

## B Materials

Compact all applicable HMA longitudinal joints to the appropriate density based on the layer, confinement, and mixture type shown in Table B-1.

**TABLE B-1 MINIMUM REQUIRED LONGITUDINAL JOINT DENSITY**

Layer	Percent of Target Maximum Density			
	Unconfined		Confined	
	LT and MT	HT	LT and MT	HT
Lower (on crushed/recycled base)	88	89	89.5	90.5
Lower (on Concrete/HMA)	90	90	91.5	91.5
Upper	90	90	91.5	91.5

## C Construction

Add the following to standard spec 460.3.3.2:

- (5) Establish companion density locations at each applicable joint. Each companion location shares longitudinal stationing with a QC or QV density location within each subplot and is located transversely with the center of the gauge 6-inches from the final joint edge of the paving area. Sublot and lot numbering remains the same as mainline densities, however, in addition to conventional naming, joint identification must clearly indicate "M" for inside/median side of lane or "O" for outside shoulder side of lane, as well as "U" for an unconfined joint or "C" for a confined joint (e.g., XXXXX-MC or XXXXX-OU).
- (6) Each joint will be measured, reported, and accepted under methods, testing times, and procedures consistent with the program employed for mainline density, i.e., PWL.
- (7) For single nuclear density test results greater than 3.0% below specified minimums per Table B-1 herein, perform the following:
  - a) Testing at 50-foot increments both ahead and behind the unacceptable site
  - b) Continued 50-foot incremental testing until test values indicate higher than or equal to -3.0 percent from target joint density.
  - c) Materials within the incremental testing indicating lower than -3.0 percent from target joint density are defined as unacceptable and will be handled with remedial action as defined in the payment section of this document.
  - d) The remaining subplot average (exclusive of unacceptable material) will be determined by the first forward and backward 50-foot incremental tests that reach the criteria of higher than or equal to -3.0 percent from target joint density.

Note: If the 50-foot testing extends into a previously accepted subplot, remedial action is required up to and inclusive of such material; however, the results of remedial action must not be used to recalculate the previously accepted subplot density. When this occurs, the lane feet of any unacceptable material will be deducted from the subplot in which it is located, and the previously accepted subplot density will be used to calculate pay for the remainder of the subplot.

- (8) Joint density measurements will be kept separate from all other density measurements and entered as an individual data set into Atwood Systems.
- (9) Placement and removal of excess material outside of the final joint edge, to increase joint density at the longitudinal joint nuclear testing location, will be done at the contractor's discretion and cost. This excess material and related labor will be considered waste and will not be paid for by the department. Joints with excess material placed outside of the final joint edge to increase joint density or where a notched wedge is used will be considered unconfined joints.
- (10) When not required by the contract, echelon paving may be performed at the contractor's discretion to increase longitudinal joint density and still remain eligible to earn incentive. The additional costs incurred related to echelon paving will not be paid for by the department. If lanes are paved in echelon, the contractor may choose to use a longitudinal vertical joint or notched wedge longitudinal joint as

described in [SDD 13c19](#). Lanes paved in echelon shall be considered confined on both sides of the joint regardless of the selected joint design. The joint between echelon paved lanes shall be placed at the centerline or along lane lines.

- (11) When performing inlay paving below the elevation of the adjacent lane, the longitudinal joint along the adjacent lane to be paved shall be considered unconfined. Inlay paving operations will limit payment for additional material to 2 inches wider than the final paving lane width at the centerline.

**D Measurement**

- (1) The department will measure each side of applicable longitudinal joints, as defined in Section A of this special provision, by the linear foot of pavement acceptably placed. Measurement will be conducted independently for the inside or median side and for the outside or shoulder side of paving lanes with two applicable longitudinal joints. Each paving layer will be measured independently at the time the mat is placed.

**E Payment**

Add the following as 460.5.2.4 Pay Adjustment for HMA Pavement Longitudinal Joint Density:

- (1) The department will administer longitudinal joint density adjustments under the Incentive Density HMA Pavement Longitudinal Joints and Disincentive Density HMA Pavement Longitudinal Joints items. The department will adjust pay based on density relative to the specified targets in Section B of this special provision, and linear foot of the HMA Pavement bid item for that subplot as follows:

**PAY ADJUSTMENT FOR HMA PAVEMENT LONGITUDINAL JOINT DENSITY**

PERCENT SUBLOT DENSITY	PAY ADJUSTMENT PER LINEAR FOOT
ABOVE/BELOW SPECIFIED MINIMUM	
Equal to or greater than +1.0 confined, +2.0 unconfined	\$0.40
From 0.0 to +0.9 confined, 0.0 to +1.9 unconfined	\$0
From -0.1 to -1.0	\$(0.20)
From -1.1 to -2.0	\$(0.40)
From -2.1 to -3.0	\$(0.80)
More than -3.0	<i>REMEDIAL ACTION <sup>[1]</sup></i>

<sup>[1]</sup> Remedial action must be approved by the engineer and agreed upon at the time of the pre-pave meeting and may include partial sublots as determined and defined in 460.3.3.2(7) of this document. If unacceptable material is removed and replaced per guidance by the engineer, the removal and replacement will be for the full lane width of the side of which the joint was constructed with unacceptable material.

- (2) The department will not assess joint density disincentives for pavement placed in cold weather because of a department-caused delay as specified in [standard spec 450.5.2\(3\)](#).
- (3) The department will not pay incentive on the longitudinal joint density if the traffic lane is in disincentive A disincentive may be applied for each mainline lane and all joint densities if both qualify for a pay reduction.

The department will pay incentive for longitudinal joint density under the following bid items:

ITEM NUMBER	DESCRIPTION	UNIT
460.2007	Incentive Density HMA Pavement Longitudinal Joints	DOL

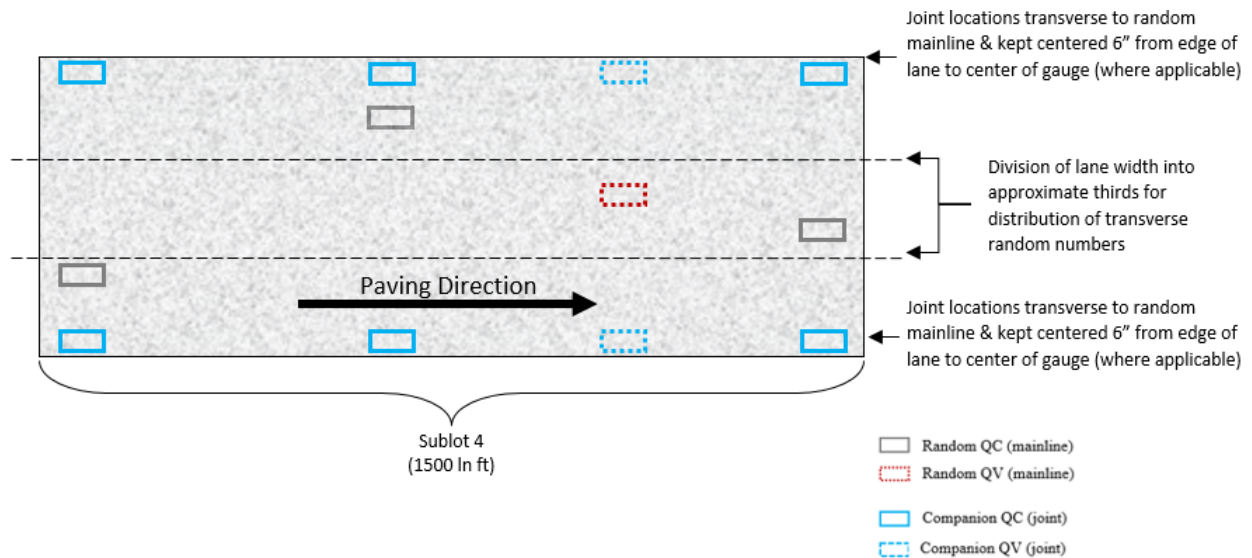
The department will administer disincentives under the Disincentive Density HMA Pavement Longitudinal Joints administrative item.

**Appendix**

**WisDOT Longitudinal Joint – Nuclear Gauge Density Layout**

Each QC and QV density location must have a companion density location at any applicable joint. This companion location must share longitudinal stationing with each QC or QV density location and be located transversely with the center of the gauge 6-inches from the edge of the paving area.

For HMA Pavement Percent Within Limits QMP projects, this appears as follows:



**Further Explanation of PAY ADJUSTMENT FOR HMA PAVEMENT LONGITUDINAL JOINT DENSITY Table**

	Confined				Pay Adjust
	Lower Layer (On Base)		Upper Layer		
	LT/MT	HT	LT/MT	HT	
Mainline Target (SS 460-3)	91.0	92.0	93.0	93.0	-
Confined Target (mainline - 1.5)	89.5	90.5	91.5	91.5	-
Equal to or greater than +1.0	> 90.5	> 91.5	> 92.5	> 92.5	\$0.40
From 0.0 to +0.9	90.4 - 89.5	91.4 - 90.5	92.4 - 91.5	92.4 - 91.5	\$0
From -0.1 to -1.0	89.4 - 88.5	90.4 - 89.5	91.4 - 90.5	91.4 - 90.5	(\$0.20)
From -1.1 to -2.0	88.4 - 87.5	89.4 - 88.5	90.4 - 89.5	90.4 - 89.5	(\$0.40)
From -2.1 to -3.0	87.4 - 86.5	88.4 - 87.5	89.4 - 88.5	89.4 - 88.5	(\$0.80)
More than -3.0	< 86.5	< 87.5	< 88.5	< 88.5	REMEDIAL ACTION

	Unconfined				Pay Adjust
	Lower Layer (On Base)		Upper Layer		
	LT/MT	HT	LT/MT	HT	
Mainline Target (SS 460-3)	91.0	92.0	93.0	93.0	-
Unconfined Target (Mainline -3.0)	88.0	89.0	90.0	90.0	-
Equal to or greater than +2.0	> 90.0	> 91.0	> 92.0	> 92.0	\$0.40
From 0.0 to +1.9	89.9 - 88.0	90.9 - 89.0	91.9 - 90.0	91.9 - 90.0	\$0
From -0.1 to -1.0	87.9 - 87.0	88.9 - 88.0	89.9 - 89.0	89.9 - 89.0	(\$0.20)
From -1.1 to -2.0	86.9 - 86.0	87.9 - 87.0	88.9 - 88.0	88.9 - 88.0	(\$0.40)
From -2.1 to -3.0	85.9 - 85.0	86.9 - 86.0	87.9 - 87.0	87.9 - 87.0	(\$0.80)
More than -3.0	< 85.0	< 86.0	< 87.0	< 87.0	REMEDIAL ACTION

**24. Cleaning Parapets, Item 509.9050.S.**

**A Description**

This special provision describes cleaning the inside faces and top surface of the concrete parapet as the plans show and as the engineer directs.

**B (Vacant)**

**C Construction**

**C.1 Blast Cleaning Operation**

Blast clean the inside face and top surface of the concrete parapet according to SSPC SP-13 and ASTM D4259 for an abrasive blast cleaning to a surface roughness and finish as the engineer directs. Before abrasive blast cleaning operations are to begin for the entire bridge parapet, prepare a representative trial area on the parapet concrete surface, and have the method of blast cleaning approved by the engineer.

**C.2 Water Cleaning Operation**

After abrasive blast cleaning operations are completed, clean the prepared parapet surface with water according to ASTM D4258. Remove with this water cleaning all dust and loose material from the parapet inside face and top that is to be coated with pigmented surface sealer. Provide an adequate drying time of the parapet inside face and top surface of at least 24 hours before coating with the pigmented surface sealer. Remove all loose concrete, dirt, dust, or blast material that remains on the bridge deck, as the engineer directs.

**D Measurement**

The department will measure Cleaning Parapets in length by the linear foot of parapet, acceptably cleaned.

**E Payment**

The department will pay for measured quantities at the contract unit price under the following bid item:

ITEM NUMBER	DESCRIPTION	UNIT
509.9050.S	Cleaning Parapets	LF

Payment is full compensation for abrasive blast cleaning; for water cleaning; and for all additional clean up of the concrete surface and surrounding bridge deck area.

stp-509-050 (20151210)

**25. Adjusting Manhole Covers, Item 611.8110.**

This special provision describes adjusting manhole covers conforming to standard spec 611 as modified in this special provision.

*Supplement standard spec 611.3.7 with the following:*

Set the manhole frames so that they comply with the surface requirements of standard spec 450.3.2.9. At the completion of the paving, a 6-foot straightedge shall be placed over the centerline of each manhole frame parallel to the direction of traffic. A measurement shall be made at each side of the frame. The two measurements shall be averaged. If this average is greater than 5/8 inches, reset the manhole frame to the correct plane and elevation. If this average is 5/8 inches or less but greater than 3/8 inches, the manhole frame shall be allowed to remain in place but shall be paid for at 50 percent of the contract unit price.

If the manhole frame is higher than the adjacent pavement, the two measurements shall be made at each end of the straightedge. These two measurements shall be averaged. The same criteria for acceptance and payment as above, shall apply.

stp-611-005 (20200629)



**26. Pipe Grates, Item 611.9800.S.**

**A Description**

This special provision describes providing pipe grates on the ends of pipes.

**B Materials**

Furnish steel conforming to the requirements of standard spec 506.2.2.1. Furnish steel pipe conforming to the requirements of standard spec 506.2.3.6.

Furnish pipe grates galvanized according to ASTM A123.

Furnish angles and brackets galvanized according to ASTM A123.

Furnish required hardware galvanized according to ASTM A153.

**C Construction**

Repair pipes, rods, angles and brackets on which the galvanized coating has been damaged according to the requirements of AASHTO M36M.

**D Measurement**

The department will measure Pipe Grates in units of work, where one unit is one grate, completed and accepted.

**E Payment**

The department will pay for measured quantities at the contract unit price under the following bid item:

ITEM NUMBER	DESCRIPTION	UNIT
611.9800.S	Pipe Grates	EACH

Payment is full compensation for furnishing and installing all materials; and for drilling and connecting grates to pipes.

stp-611-010 (20030820)

**27. Pipe Underdrain 6-Inch.**

Perform the work according to standard spec 612 and as hereinafter provided:

This item shall include providing Geotextile Fabric Type DF Schedule B conforming to the pertinent requirements of standard spec 645.2.1 and 645.2.4 and coarse aggregate size No. 1 conforming to the pertinent requirements of standard spec 501.2.5.4.

Payment is full compensation for providing and placing all materials, including pipe underdrain, geotextile fabric, aggregate, backfill, connections, fittings, and caps or plugs; for all excavating, recompacting, disposing of surplus material, and restoring the work site.

**28. Stone Ditch Checks, Item 628.7515.S.**

**A Description**

This special provision describes furnishing, installing, maintaining, and removing stone ditch checks, either temporary or permanent, as the plans show or as the engineer directs.

**B Materials**

Furnish materials conforming to the requirements for Riprap Extra Light according to standard spec 606.2.1.

**C Construction**

Place stone ditch checks immediately after shaping of the ditches is completed. Place stone ditch checks perpendicular to the direction of flow. Construct according to the plan details.

During construction, maintain stone ditch checks by removing sediment whenever it accumulates to one half of the original ditch check height. Remove all accumulated sediment prior to final stabilization.

For temporary installations, remove all materials incorporated into the work when directed by the engineer. Restore areas with topsoil, seed, fertilizer, and other erosion control items as directed by the engineer.

#### **D Measurement**

The department will measure Stone Ditch Checks by the cubic yard of material, acceptably completed.

#### **E Payment**

The department will pay for measured quantities at the contract unit price under the following bid item:

ITEM NUMBER	DESCRIPTION	UNIT
628.7515.S	Stone Ditch Checks	CY

Payment is full compensation for excavating, furnishing, placing, and shaping Stone Ditch Checks.

Removal of sediment and removal of temporary stone ditch checks will be paid under the Excavation Common bid item by multiplying the measured removal quantity by a factor of ten.

The department will pay separately for restoration and erosion control items under the appropriate contract bid items.

The department will pay separately for Geotextile Type R fabric.

stp-628-050 (20210708)

### **29. Removing Signs Type II, Item 638.2602.**

*Replace standard spec 638.3.4(2) with the following:*

- (2) Signs shall remain property of the department. Deliver signs to 3609 Pierstorff Street, Madison. Contact Jeff Holloway at (608) 246-3268 to coordinate the delivery. Separate the signs by plywood and aluminum and palletize them so they can be unloaded using a forklift. This work will be considered incidental to the bid item "Removing Signs Type II".

swr-638-001 (20141114)

### **30. Lamp, Ballast, LED, Switch Disposal by Contractor, Item 659.5000.S.**

#### **A Description**

This special provision describes the detachment and packaging of lamps, ballasts, LEDs, and mercury containing switches (e.g., overhead roadway lighting, underdeck bridge, wall packs, pedestrian signals, traffic control stop lights and warning flashers, fluorescent bulbs, and thermostats) removed under this contract for disposal as hazardous materials.

For Lamp, Ballast, LED, Switch Disposal by Contractor, coordinate removal from the work site by the department's hazardous waste disposal vendor. Disposal will be billed to the department by the hazardous waste disposal vendor.

#### **B Materials**

##### **B.1 Disposal by Contractor**

Items removed under this contract will be considered the property of the department for waste generator identification. The contractor is responsible for coordinating with the department's hazardous waste vendor for disposal:

<https://wisconsin.gov/Documents/doing-business/eng-consultants/cnslt-rsrcs/environment/hazwaste-contacts.pdf>

#### **C Construction**

##### **C.1 Removal**

Arrange for the de-energizing of luminaires after receiving approval from the engineer that the existing luminaires can be removed. Do not remove luminaires that cannot be replaced with proposed LED units and operational within the same workday. The new LED units need to be operational prior to sunset of the same workday.

Detach and remove luminaires and lamps from the existing traffic signal poles or respective structure. Avoid breaking fixtures whenever possible.

Lamps, ballasts, LED, and switches will become property of the department, and will be disposed of in an environmentally sound manner.

### **C.2 Packaging of Hazardous Materials**

Provide a secure, level location removed from the travelled way for storage of the material for disposal.

Pack intact fixtures in the packaging of the new lamps used to replace them, or packaging affording the equivalent protection. Place in full, closed stackable cartons.

Pile cartons no more than four high if palletized and secure cartons with shrink wrap to prevent shifting or falling of the loads. Clearly mark each pallet with the words "Universal Waste Lamps" or "Universal Waste Ballasts", the date, and the number of fixtures on each pallet.

Pack broken fixtures into (min.) 6 mil thick plastic bags and place inside sturdy cardboard boxes or the equivalent. Mark the outer packaging with the term "Broken Fixtures/Lamps", the date and the number of broken fixtures clearly marked on the box.

The hazardous waste vendor will not accept fixtures improperly packaged. The vendor will reject any fixtures not removed as part of a contract pay item or otherwise required under this contract.

Pack ballasts and mercury containing switches in appropriate containers.

### **C.3 Disposal by Contractor**

Complete the lamp and ballast inventory (<https://wisconsin.gov/Documents/doing-bus/eng-consultants/cnslt-rsrces/environment/dotlampballastinventory.dotx>) and contact the hazardous waste vendor to coordinate pickup and disposal at a location specified by the contractor. Consolidate all pallets and boxes from one project at a single location. Contact the hazardous waste vendor to set up an appointment for pickup. The hazardous waste vendor requires a minimum of one week advance notice to schedule pickup.

### **D Measurement**

The department will measure Lamp, Ballast, LED, Switch Disposal by Contractor as each individual unit removed and received by the hazardous waste vendor, properly packaged and acceptably completed, matching the total number of units provided on the inventory form. The department will not measure broken fixtures that exceed a total of 10 percent of all fixtures to be disposed.

The department will measure Lamp, Ballast, LED, SWITCH Disposal by Department as each individual unit removed and delivered to the department, properly packaged, and acceptably completed, matching the total number of units provided on the inventory form. The department will not measure broken fixtures that exceed a total of 10 percent of all fixtures to be disposed.

### **E Payment**

The department will pay for measured quantities at the contract unit price under the following bid item:

ITEM NUMBER	DESCRIPTION	UNIT
659.5000.S	Lamp, Ballast, LED, Switch Disposal by Contractor	EACH

Payment for Lamp, Ballast, LED, Switch Disposal by Contractor is full compensation for detachment, handling, packaging, labeling and scheduling disposal with the hazardous waste vendor; and scrapping and disposal of all other materials.

stp-659-500 (20220628)

## **31. Temporary Traffic Signals for Intersections (STH 113 & CTH M), Item 661.0201.01.**

### **A Description**

This work shall be according to the requirements of standard specification 661, except as hereinafter amended.

*Replace standard spec 661.2.1 (1) as follows:*

(1) Furnish control cabinet and control equipment. The department will supply, maintain and install a TS2 controller, video detection system and Cellular modem. The cabinet must be equipped with at least three open non- GFI receptacles, SDLC connector and open shelf space to be used by the video detection processor. The video detection will be installed and maintained by the department and placed on the contractor installed poles and span wires. Provide a cabinet with a Corbin #2 door lock and an access door that allows placing the controller in emergency flash. Provide keys to the access door to the engineer and law enforcement agencies as required. Supply a cabinet complete with programmed MMU, load switches, relays, etc. capable of executing the sequence of operations supplied in this contract for this temporary traffic signal. Test traffic signal control cabinets before installation. The department will be responsible for all signal timing changes.

*Replace standard spec 661.2.1 (2) as follows:*

(2) Furnish a NEMA monitor for the controller. Test the monitor with an automated programmed testing system. Test annually if used for more than one year. This test verifies that the monitor complies with the intersection requirements. Attach a copy of the monitor test report to the monitor and provide a copy to the department.

*Eliminate standard spec 661.2.1 (5).*

**32. Retroreflective Backplate 3S, Item SPV.0060.01;  
Retroreflective Backplate 4S, Item SPV.0060.02.**

**A Description**

This special provision describes installing 2-inch yellow retroreflective borders on traffic signal backplates, as shown in the plans.

**B Materials**

Provide 2-inch retroreflective sheeting or tape. Ensure material is approved by the engineer prior to use.

**C Construction**

Install the retroreflective border on signal heads as shown in the plans. Follow all manufacturer installation instructions. The retroreflective border must be installed inside a controlled environment.

**D Measurement**

The department will measure Retroreflective Backplate 3S and Retroreflective Backplate 4S as each individual backplate, acceptably completed.

**E Payment**

The department will pay for measured quantities at the contract unit price under the following bid item(s):

ITEM NUMBER	DESCRIPTION	UNIT
SPV.0060.01	Retroreflective Backplate 3S	EACH
SPV.0060.02	Retroreflective Backplate 4S	EACH

Payment is full compensation for furnishing and installing the retroreflective borders.

**33. Adjusting Concrete Bases, Item SPV.0060.03.**

**A Description**

This special describes adjusting concrete bases and connecting existing bases to new conduit runs conforming to standard spec 652, 653, and 654

**B Materials**

Furnish backfill material conforming to the requirements of pertinent provisions of the standard specifications. Furnish all incidental materials required to complete the work described in this special provision.

**C Construction**

Expose the outside of the existing concrete base. Connect the new conduit run to the existing concrete base according to standard spec 652 and 654. Fill void area with approved backfill material. Tamp backfill into place.

**D Measurement**

The department shall measure Adjust Concrete Bases by the unit, acceptably completed.

**E Payment**

The department will pay for measured quantities at the contract unit price under the following bid item(s):

ITEM NUMBER	DESCRIPTION	UNIT
SPV.0060.03	Adjusting Concrete Bases	EACH

Payment is full compensation for excavating bases, furnishing all required materials, and for backfilling.

**34. Construction Staking Roundabout, Item SPV.0060.04.**

**A Description**

This special provision describes providing the contractor-performed construction staking required to establish the horizontal and vertical position of the following items contained within the roundabout. The limits of this item extends to the end of the splitter islands at the roundabout. The standard Construction Staking bid items will be used in areas outside the limits of this special provision.

- Subgrade
- Base
- Curb and gutter
- Curb ramps
- Supplemental Control
- Slope Stakes

**B (Vacant)**

**C Construction**

Perform Construction Staking Roundabout according to the pertinent provisions of standard spec 650.

**D Measurement**

The department will measure Construction Staking Roundabout as a single unit for the roundabout, acceptably completed.

**E Payment**

The department will pay for measured quantities at the contract unit price under the following bid item:

ITEM NUMBER	DESCRIPTION	UNIT
SPV.0060.04	Construction Staking Roundabout	EACH

Payment is full compensation to locate and set all construction stakes; for maintaining, relocating, and resetting construction stakes at the roundabout throughout all project stages.

The department will not make final payment for this bid item until the contractor submits all survey notes and computations used to establish the required lines and grades to the engineer within 21 days of completing this work. The department will deduct from payments due the contractor for the additional costs specified in standard spec 105.6.

**35. Landmark Reference Monuments Special, Item SPV.0060.05.**

**A Description**

This special provision describes preserving the location and constructing new reference monuments for existing Public Land Survey System (PLSS) section corner monuments within the proposed construction limits.

**B Materials**

The department can furnish aluminum monument caps if necessary. Otherwise, all materials for the monumentation and witness ties will be the responsibility of the contractor to provide. Any monuments that satisfy Wisconsin Administrative Code Chapter AE-7 will be acceptable.

**C Construction**

Complete the work according to the pertinent requirements of standard spec 621.3 and as follows:

Obtain existing tie sheets from the Dane County Surveyor. Locate and verify existing PLSS monuments and ties. Furnish, and install if necessary, temporary and/or permanent ties. Provide a temporary tie sheet to the department and the Dane County Surveyor, for use by the public during the construction phase of the project and before the final monumentation is complete.

Perpetuate and/or reset all PLSS monuments and witnesses under the direction of a State of Wisconsin Licensed Professional Land Surveyor. Prepare the temporary and final PLSS monument records according to the Wisconsin Administrative Code Chapter AE-7. Prepare and File new monument records with the Dane County Surveyor according to AE-7 and provide a copy of the same to the Wis-DOT SW Region-Madison Survey Coordinator. This work shall be overseen and completed by a State of Wisconsin Licensed Professional Land Surveyor.

The approximate location of the section corners that will likely be disturbed due to the proposed construction:

**Landmark Reference Monument**

Station	Offset	Township	Range	Section Corner
10+37.99'RAB'	1.20 LT	8N	9E	S 1/4 Corner Section 10

Notify the Dane County Surveyor and Wis-DOT/SW Region-Madison Survey Coordinator five working days prior to construction operations that may disturb existing monuments, with pertinent questions or for department provided monument caps.

**D Measurement**

The department will measure Landmark Reference Monuments Special by each unit, acceptably completed.

**E Payment**

The department will pay for measured quantities at the contract unit price under the following bid item:

ITEM NUMBER	DESCRIPTION	UNIT
SPV.0060.05	Landmark Reference Monuments Special	EACH

This price shall be payment in full for furnishing a Professional Land Surveyor; obtaining existing PLSS monument record tie sheet(s); preparing, providing and filing temporary/final PLSS monument record tie sheet(s) from a Professional Land Surveyor; all survey work related to the perpetuation process; the furnishing and placing of all PLSS survey monuments; the furnishing and placement of any necessary witness ties; the removal of the existing monument(s) if necessary; excavating for the placement of the new monument(s) if necessary.

**36. Verify Landmark Reference Monuments, Item SPV.0060.06.**

**A Description**

This special provision describes verifying, restoring, and preserving reference (witness) monuments for existing U.S. public land survey corners.

**B Materials**

Provide reference monument materials that satisfy Wisconsin Administrative Code Chapter A-E 7.07. The department will furnish aluminum monument caps if requested.

**C Construction**

Complete work under the direction of a Registered Land Surveyor in the state of Wisconsin, according to the pertinent requirements of standard spec 621.3 and as follows.

Obtain existing tie sheets from the county surveyor. Locate and verify existing U.S. public land survey corner monuments and reference ties to at least 4 reference monuments. Restore or reestablish missing or damaged reference monuments.

If required, install temporary reference monuments for construction. Provide a temporary tie sheet to the department and the county surveyor for use by the public during the construction phase of the project and before final monumentation is complete.

Prepare and file final U.S. public land survey monument records according to the Wisconsin Administrative Code Chapter A-E 7.08. Provide a copy to the WisDOT SW Region Madison Survey Coordinator.

**D Measurement**

The department will measure Verify Landmark Reference Monuments by each U.S. public land survey corner, acceptably verified, tied, and preserved.

**E Payment**

The department will pay for measured quantities at the contract unit price under the following bid item:

ITEM NUMBER	DESCRIPTION	UNIT
SPV.0060.06	Verify Landmark Reference Monuments	EACH

Payment is full compensation for obtaining existing tie sheets; for locating and preserving corner monuments; for locating, verifying, restoring, and preserving reference monuments; for providing reference monument materials; for temporary reference monuments; and for preparing and filing final monument records.

Restoring or reestablishing missing or damaged survey corners will be considered extra work. Replacing survey corners damaged due to construction operations is incidental to the contract.

swr-621-004 (20180409)

**37. Concrete Curb & Gutter 24-Inch Type D Special, Item SPV.0090.01.**

**A Description**

Construct concrete curb and gutter as shown in the plans, and according to standard spec 601.

**B Materials**

Conform to standard spec 601 and as the plans show.

**C Construction**

Conform to standard spec 601 and as the plans show.

**D Measurement**

The department will measure Concrete Curb & Gutter 24-Inch Type D Special by the linear foot, acceptably completed.

**E Payment**

The department will pay for measured quantities at the contract unit price under the following bid item:

ITEM NUMBER	DESCRIPTION	UNIT
SPV.0090.01	Concrete Curb & Gutter 24-Inch Type D Special	LF

Payment is full compensation conforming to standard spec 601.

## **ADDITIONAL SPECIAL PROVISION 1 (ASP 1) FOR TRANSPORTATION ALLIANCE FOR NEW SOLUTIONS (TrANS) PROGRAM EMPLOYMENT PLACEMENTS AND APPRENTICESHIPS**

The Safe, Accountable, Flexible, Efficient Transportation Equity Act: A Legacy for Users (SAFETEA-LU), Section 5204(e) – Surface Transportation Workforce Development Training and Education, provides for 100 percent Federal funding if the core program funds are used for training, education, or workforce development purposes, including “pipeline” activities. The core programs includes: Congestion Mitigation and Air Quality Improvement (CMAQ) Program, Highway Bridge Program (HBP), Interstate Maintenance (IM), National Highway System (NHS), and Surface Transportation Program (STP). These workforce development activities cover surface transportation workers, including OJT/SS programs for women and minorities as authorized in 23 U.S.C. §140(b).

**TrANS** is an employment program originally established in 1995 in Southeastern Wisconsin. Currently TrANS has expanded to include TrANS program locations to serve contractors in Southeast (Milwaukee and surrounding counties), Southcentral (Dane County and surrounding counties including Rock County), and most Northeastern Wisconsin counties from locations in Keshena, Rhinelander and surrounding far Northern areas. TrANS attempts to meet contractor’s needs in other geographic locations as possible. It is an industry driven plan of services to address the outreach, preparation, placement and retention of women, minorities and non-minorities as laborers and apprentices in the highway skilled trades. These candidate preparation and contractor coordination services are provided by community based organizations. For a list of the TrANS Coordinators contact the Disadvantaged Business Enterprise Office at (414) 438-4583 in Milwaukee or (608) 266-6961 in Madison. These services are provided to you at no cost.

### **I. BASIC CONCEPTS**

Training reimbursements to employing contractors for new placements, rehires or promotions to apprentice of TrANS Program graduates will be made as follows:

- 1) **On-the-Job Training, Item ASP.1T0G, ASP 1 Graduate.** At the rate of \$5.00 per hour on federal aid projects when TrANS graduates are initially hired, or seasonally rehired, as unskilled laborers or the equivalent.  
  
Eligibility and Duration: To the employing contractor, for up to 2000 hours from the point of initial hire as a TrANS program placement.  
  
Contract Goal: To maintain the intent of the Equal Employment Opportunity program, it is a goal that   3   (number) TrANS Graduate(s) be utilized on this contract.
- 2) **On-the-Job Training, Item ASP.1T0A, ASP 1 Apprentice.** At the rate of \$5.00 per hour on federal aid projects at the point when an employee who came out of the TrANS Program is subsequently entered into an apprenticeship contract in an underutilized skilled trade (this will include the Skilled Laborer Apprenticeship when that standard is implemented).  
  
Eligibility and Duration: To the employing contractor, for the length of time the TrANS graduate is in apprentice status.  
  
Contract Goal: To maintain the intent of the Equal Employment Opportunity program, it is a goal that   2   (number) TrANS Apprentice(s) be utilized on this contract.
- 3) The maximum duration of reimbursement is two years as a TrANS graduate plus time in apprentice status.



- 4) If a TrANS program is not available in the contractor's area and another training program is utilized, payment of On-the-Job Training hours may be approved by the Wisconsin Department of Transportation (WisDOT) if the training program meets the established acceptance criteria. Only On-the-Job Training Hours accumulated after WisDOT approval will be reimbursed as specified under Items ASP.1T0G and ASP.1T0A. For more information, contact the Disadvantaged Business Enterprise Office at the phone numbers listed above.
- 5) WisDOT reserves the right to deny payments under items ASP.1T0G and ASP.1T0A if the contractor either fails to provide training or there is evidence of a lack of good faith in meeting the requirements of this training special provision.

## II. RATIONALE AND SPECIAL NOTE

The \$5.00 per hour now being paid for TrANS placements is intended to cover the duration of two years to allow for reaching entry-level laborer status. An additional incentive, the \$5.00 rate, would promote movement into the underutilized skilled trades' apprenticeships and applies until the individual completes their apprenticeship. These incentives benefit TrANS candidates by giving them a better opportunity to enter a skilled trade; benefits contractors who will be assisted in meeting their EEO profiles and goals; and benefits the public who will see the program reinforce larger public-private employment reform in Wisconsin. The pool of TrANS graduates was created for the purpose of addressing underutilization in the skilled trades, an objective that is further reinforced by a parallel retention pilot program, known as the Companywide Reporting. *Whether or not reimbursement is involved, the WisDOT reassures contractors who are in the Companywide Program that TrANS placements still contribute toward fulfilling the new hire goal of 50% women and minorities.* Based on data administered by United States Department of Labor (US DOL), the highway skilled trades remain underutilized for women statewide (less than 6.9%); and for minorities in all counties (% varies by county).

*NOTE: Unless using other advancement strategies, contractors are encouraged to use some or all of this monetary incentive to offset the cut in hourly wages an individual may incur when entering an apprenticeship if the full general laborer hourly rate has been previously paid. No special accounting measures are required.*

## III. IMPLEMENTATION

The implementation of ASP 1 is intended to cover only the amount of time it takes for underutilization to be resolved across the trades. This will be measured annually at the county and/or state levels using data administered by WisDWD in relation to goals set by the USDOL-OFCCP. With appropriate state and federal approvals, we may also do some measurement at the company level.

It is the contractor's responsibility to note on their Certified Payrolls if their employee is a TrANS graduate or a TrANS apprentice. The District EEO Coordinators utilize the information on the Certified Payrolls to track the hours accumulated by TrANS Graduates and TrANS apprentices on WisDOT contracts. Payment under this ASP 1 is made based on the hours recorded off of the Certified Payrolls. Tracking may eventually include improved linkages with the WisDWD apprentice database, information from company and committee level sources.

TrANS is nondiscriminatory by regulation, and is a tool for optional use by contractors to address the underutilization of women and minorities as laborers and apprentices in our industry's skilled trades.

## IV. TRANS TRAINING

As part of the contractor's equal employment opportunity affirmative action program, training shall be provided to employees enrolled in apprenticeship and on-the-job training programs as follows:

The contractor shall provide on-the-job training aimed at developing full journey workers in the type of trade or job classifications involved. In the event the contractor subcontracts a portion of the contract work, the contractor shall determine how many, if any, of the trainees are to be trained by the subcontractor provided, however, that the contractor shall retain the primary responsibility for meeting the training requirements imposed by this special provision. The contractor shall also insure that this training special provision is made applicable to such subcontract.

Training and upgrading of minorities and women toward journey workers status is a primary objective of this training special provision. Accordingly, the contractor shall make every effort to enroll minority trainees and women (e.g., by conducting systematic and direct recruitment through public and private sources likely to yield minority trainees and women trainees); to the extent such persons are available within a reasonable area of recruitment. The contractor will be given an opportunity and will be responsible for demonstrating the steps that they have taken in pursuance thereof, prior to determination as to whether the contractor is in compliance with this training special provision. This training commitment is not intended, and shall not be used, to discriminate against any applicant for training, whether a member of a minority group or not.

No employee shall be employed as a trainee in any classification in which they have successfully completed a training course leading to journey workers status or in which they have been employed as a journey worker. The contractor should satisfy this requirement by including appropriate questions in the employee application or by other suitable means. Regardless of the method used, the contractor's records should document the findings in each case.

## **V. APPRENTICESHIP TRAINING**

The Federal Highway Administration's (FHWA) policy is to require full use of all available training and skill improvement opportunities to assure increased participation of minority groups,

disadvantaged persons and women in all phases of the highway construction industry. The FHWA On-the-Job Training (OJT) Program requires the State transportation agencies (STAs) to establish apprenticeships and training programs targeted to move women, minorities, and disadvantaged individuals into journey-level positions to ensure that a competent workforce is available to meet highway construction hiring needs, and to address the historical under-representation of members of these groups in highway construction skilled crafts.

The OJT Supportive Services (OJT/SS) Program was established in Title 23 Code of Federal Regulations (CFR), Part 230) to supplement the OJT program and support STA training programs by providing services to highway construction contractors and assistance to highway construction apprentices and trainees. The primary objectives of OJT/SS are:

- (1) To increase the overall effectiveness of the State highway agencies' approved training programs.
- (2) To seek other ways to increase the training opportunities for women, minorities, and disadvantaged individuals.

The STAs are responsible for establishing procedures, subject to the availability of Surface Transportation and Bridge Funds under 23 U.S.C. §140(b) (Nondiscrimination), for the provision of supportive services with respect to training programs approved under 23 CFR, Part 230(a) (Equal Employment Opportunity on Federal and Federal-aid Construction Contracts – including Supportive Services).

The contractor and subcontractor shall maintain records to demonstrate compliance with these apprenticeship requirements. Reasonable exemptions and modifications to and from any or all of these requirements will be determined by the Wisconsin Department of Transportation-Civil Rights Office. A request for an exemption or modification, with justification, shall be made in writing, addressed to WisDOT Civil Rights Office, 4802 Sheboygan Avenue, P.O. Box 7965, Rm. 451, Madison, WI 53707.

## ADDITIONAL SPECIAL PROVISION 3

### DISADVANTAGED BUSINESS ENTERPRISE (DBE) PROGRAM IMPLEMENTATION

#### Authority

Wisconsin Department of Transportation (WisDOT) is a recipient of funds from the US Department of Transportation's Federal Highway Administration. The DBE program is a federal program applicable on all contracts administered by WisDOT that include federal-aid highway funds. The authority for the DBE program is the Transportation Bill as approved by Congress periodically. DBE program guidance and requirements are outlined in the Code of Federal Regulations at 49 CFR Part 26. This contract is subject to DBE provisions because it is financed with federal-aid-highway funds. Additionally, this contract is subject to the *State of Wisconsin Standard Specifications for Highway and Structure Construction* and all applicable contract documents.

#### Requirements

Pursuant to the federal DBE program regulation at 49 CFR Part 26, a contractor's failure to comply with any provision of the DBE program regulatory provisions will be considered a material breach of contract. This is nonnegotiable.

If a contractor fails to carry out the DBE program requirements and/or the Required Contract Provisions for Federal Aid Contracts (FHWA 1273) referenced in this document, sanctions will be assessed depending upon the facts, reasoning, severity, and remedial efforts of the contractor that may include: termination of contract, withholding payment, assessment of monetary sanctions, and/or suspension/debarment proceedings that could result in the disqualification of the contractor from bidding for a designated period of time.

- (1) The Commitment to Subcontract to DBE (Form DT1506 or digital submittal), Attachments A, and Good Faith Effort Documentation (Form DT1202) will be submitted as described in Section 2.
- (2) Any change to DBE Commitments thereafter must follow modification of DBE subcontracting commitment as described in Section 9.
- (3) The Department requires this list of DBE subcontractors from all bidders at time of bid to ensure the lowest possible cost to taxpayers and fairness to other bidders and subcontractors. Bid shopping is prohibited.
- (4) The contractor must utilize the specific DBE firms listed in the approved DBE Commitment to perform the work and/or supply the materials for which the DBE firm is listed unless the contractor obtains written consent in advance from WisDOT. The contractor will not be entitled to payment for any work or materials on the approved DBE Commitment that is not performed or supplied by the listed DBE without WisDOT's written consent.

#### Description

The Wisconsin Department of Transportation is committed to the compliant administration of the DBE Program. The DBE provisions work in tandem with FHWA 1273 and WisDOT's *Standard Specifications for Highway and Structure Construction* and *Construction and Materials Manual*. The WisDOT Secretary is signatory to assurances of department-wide compliance.

The Department assigns the contract DBE goal as a percentage of work items that could be performed by certified DBE firms on the contract. The assigned DBE goal is expressed on the bid proposal as a percentage applicable to the total contract bid amount.

- (1) WisDOT identifies the assigned DBE goal in its contract advertisements and posts the contract DBE goal on the cover of the bidding proposal. The contractor can meet the assigned contract DBE goal by subcontracting work to a DBE firm or by procuring services or materials from a DBE firm.

- (2) Under the contract, the prime contractor should inform, advise, and develop participating DBE firms to be more knowledgeable contractors who are prepared to successfully complete their contractual agreement through the proactive provision of assistance in the following areas:
- Produce accurate and complete quotes
  - Understand highway plans applicable to their work
  - Understand specifications and contract requirements applicable to their work
  - Understand contracting reporting requirements
- (3) The Department encourages contractors to assist DBE subcontractors more formally by participating in WisDOT's Business Development program as a mentor, coach, or resource. For comprehensive information on the Disadvantaged Business Enterprise Program, visit the Department's Civil Rights and Compliance Section website at: <http://wisconsindot.gov/Pages/doing-bus/civil-rights/dbe/default.aspx>

## 1. Definitions

Interpret these terms, used throughout this additional special provision, as follows:

- a. **Assigned DBE Contract Goal:** The percentage shown on the cover of the Highway Work Proposal that represents the feasible level of DBE participation for each contract. The goal is calculated using the Engineer's Estimate and DBE Interest Report. Goal assignment includes review of FHWA funds, analyzes bid items for subcontract opportunity and compatibility with DBE certified firm work codes. Additional factors considered include proximity, proportion, and regulations.
- b. **Bid Shopping:** In construction law, bid shopping is the practice of divulging a subcontractor's bid to another prospective contractor(s) before or after the award of a contract to secure a lower bid.
- c. **DBE:** Disadvantaged Business Enterprise – A for-profit small business concern where socially and economically disadvantaged individuals own at least a 51% interest and control management and daily business operations.
- d. **DBE Commitment:** The DBE Commitment is identified in the Commitment to Subcontract to DBE (Form DT1506) and is expressed as the amount of DBE participation the prime contractor has secured. The DT1506, a contract document completed by the bidder, is required to be considered a responsive bidder on an FHWA-funded contract that has an assigned DBE goal. The prime contractor will have the option to submit the DT1506 digitally, as an entry with the bid in Bid Express, or as an attachment to the bid.
- e. **DBE Utilization:** The actual participation of a DBE subcontractor on a project. WisDOT verifies DBE utilization through review of the DBE Commitment, payments to subcontractors, and contract documentation. The Prime Contractor receives DBE credit for payments made to the DBE firms performing the work listed on the approved DBE Commitment, and those submitted after approved commitment with Attachment A.
- f. **Good Faith Effort:** Legal term describing a diligent and honest effort taken by a reasonable person under the same set of facts or circumstances. For DBE subcontracting, the bidder must show that it took all necessary and reasonable steps to achieve the assigned DBE goal by the scope, intensity, and appropriateness of effort that could reasonably be expected for a contractor to obtain sufficient DBE participation.
- g. **Manufacturer:** A firm that operates or maintains a factory or establishment that produces, on the premises, the materials, supplies, articles, or equipment required under the contract.
- h. **Reasonable Price:** Contractors are expected to assess reasonable price by analyzing the contract scope for DBE subcontract feasibility and comparing common line items in DBE and non-DBE subcontract quotes for the same work. Per federal regulation, reasonable price is not necessarily the lowest price.
- i. **Supplier:** A firm that owns, operates, or maintains a store, warehouse, or other establishment in which the materials, supplies, articles, or equipment required under the contract are bought, kept in stock, and regularly sold or leased to the public.
- j. **Tied quote:** Subcontractor quote that groups multiple bid/line items at a bundled/package price with a notation that the items within the quote will not be separated.

## 2. WisDOT DBE Program Compliance

### a. Documentation Submittal

- The Commitment to Subcontract to DBE (Form DT1506 or digital submittal) must be submitted at the time of bid (Tuesday) by all prime contractors.
- Attachments A OR quotes from all DBEs included in the Commitment must be submitted at bid (Tuesday) **OR**
- Within one-hour following bid submittal by ALL prime contractors via eSubmit (Tuesday).
- If only DBE quotes were submitted, all remaining signed Attachments A must be submitted within 24-hours of bid closing via eSubmit (Wednesday).
- If the assigned DBE contract goal is not met, Documentation of Good Faith Effort (Form DT1202) and supporting documentation must be submitted within 24-hours of bid closing (Wednesday) via eSubmit. [Instructions for eSubmit.](#)

\*\*Bidders have the option of submitting the DBE Commitment at the time of bid via direct entry through Bid Express OR with attachment of Form DT1506 (Commitment to Subcontract to DBE). The DBE Commitment entered with bid is the digital form of the DT1506. Separate submission of Form DT1506 is not required if the DBE Commitment is entered in Bid Express. Form DT1202, if applicable, is no longer required to be submitted at time of bid; submit DT1202 within the 24-hour supplemental time frame following bid closing.

The DBE Office will not certify Good Faith Effort and the Bureau of Project Development will consider the bid nonresponsive if the contractor fails to furnish the DBE Commitment (digitally entered into the bid OR Form DT1506 as an attachment), Attachments A, and Form DT1202 if applicable, as required. See sample forms in the Appendix.

### b. Verification of DBE Commitment

The documentation related to DBE subcontract commitment submitted prior to contract award is evaluated as follows:

#### (1) DBE Goal Met

If the bidder indicates that the contract DBE goal is met, the Department will evaluate the DBE Commitment submitted with bid OR Form DT1506, and Attachments A to verify the actual DBE percentage calculation. If the DBE Commitment is verified, the contract is eligible for award with respect to the DBE Commitment.

#### (2) DBE Goal Not Met

- a) If the bidder indicates a bid percentage on the DBE Commitment that does not meet the assigned DBE contract goal, the bidder must request alternative evaluation of good faith effort through submission of Form DT1202 (Documentation of Good Faith Effort) within 24-hours of bid including narrative description. Supplementary documentation of good faith effort that supports the DT1202 submission is also due within 24-hours of bid submission and prior to bid posting. The Department will review the bidder's DBE Commitment and evaluate the bidder's good faith efforts submission.
- b) Following evaluation of the bidder's Good Faith Effort documentation the bidder will be notified that the Department intends to:
  1. *Approve* the request (adequate documentation of GFE has been submitted) - no conditions placed on the contract with respect to the DBE Commitment;
  2. *Deny* the request (inadequate documentation of GFE has been submitted) - the contract is viewed as non-responsive per Wisconsin Standard Specifications for Highway and Structure Construction and will not be executed.

- c) If the Department denies the bidder's request, the contract is ineligible for award. The Department will provide a written explanation for denying the request to the bidder. The bidder may appeal the Department's denial (see Section 4).

Supplemental good faith effort documentation must be submitted through eSubmit.

### 3. Department's Criteria for Good Faith Effort Documentation

The Federal-aid Construction Contract Provision, referenced as FHWA-1273, explicitly states that the prime contractor shall be responsible for all work performed on the contract by piecework, station work, or subcontract.

The contractor shall take all necessary and reasonable steps to ensure nondiscrimination in the administration of the contract including assurances of equal employment opportunity laws, DBE regulations, and affirmative action. Compliance encompasses responsible and responsive action, documentation, and good faith effort.

Contractually, all contractors, subcontractors, and service providers on the contract are bound by FHWA 1273 and DBE program provisions. **Prime contractors should encourage subcontractors to utilize DBE firms whenever possible to contribute to the assigned DBE contract goal.**

Bidders are required to document good faith effort. Per 49 CFR Part 26.53, good faith effort is demonstrated in one of two ways. The bidder:

- (1) Documents that it has obtained enough DBE participation to meet the goal; OR
- (2) Documents that it made adequate good faith efforts to meet the goal, even though it did not succeed

*Appendix A* of 49 CFR Part 26 provides guidance concerning good faith efforts. WisDOT evaluates good faith effort on a contract basis just as each contract award is evaluated individually.

The efforts employed by the bidder should be those that WisDOT can reasonably expect a bidder to take to actively and aggressively obtain DBE participation sufficient to meet the DBE contract goal. The Department will only approve demonstration of good faith effort if the bidder documents the quality, quantity, and intensity of the variety of activities undertaken that are commensurate with expected efforts to meet the stated goal.

The Department, in conjunction with industry stakeholders, has developed the following guidance for contractor good faith effort activity. The guidance and the attached appendices provide a framework for the actions required by all parties in the processing and evaluation of bidder's total efforts to achieve the project specific DBE goal prior to the bid letting date.

#### a. Solicitation Guidance for Prime Contractors:

- (1) Document all efforts and decisions made toward achieving the DBE goal on the contract. The bidder should use WisDOT-approved DBE outreach tools, including the UCP DBE Directory and the Bid Express Small Business Network to foster DBE participation on all applicable contracts.
- (2) As needed, request assistance with DBE outreach and follow-up by contacting the Department's DBE Support Services Office by phone or email request at least 14 days prior to the bid letting date. Phone numbers are (414) 438-4584 and/or (608) 267-3849; Fax: (414) 438-5392; E-mail: [DBE\\_Alert@dot.wi.gov](mailto:DBE_Alert@dot.wi.gov)
- (3) Participate in and document a substantive conversation with at least one DBE firm per Let, to discuss questions, concerns, and any other contract related matters that may be applicable to the DBE firm. Guidelines for this conversation are provided in Appendix A of ASP-3.
- (4) Request quotes by identifying potential items to subcontract and solicit. In their initial contacts, contractors are strongly encouraged to include a single page, detailed list of items for which they are accepting quotes, by project, within a letting. *See attached sample entitled "Sample Contractor Solicitation Letter" in Appendix B.* Prime contractors should also indicate a willingness to accept quotes in areas they are planning to perform themselves, as required by federal rules. In some cases, it might be appropriate to use DBE firms to do work in a prime contractor's area of specialization.

- i. Solicit quotes from certified DBE firms who match possible items to subcontract using all reasonable and available means. Additionally, forward copies of solicitations highlighting the work areas for which quotes are being sought to [DBE\\_Alert@dot.wi.gov](mailto:DBE_Alert@dot.wi.gov)
- ii. Acceptable outreach tools include SBN (Small Business Network, see Appendix C): <https://www.bidx.com/wi/main>, postal mail, email, fax, and phone.
  - a. Contractors must ask DBE firms for a response in their solicitations. See *Sample Contractor Solicitation Letter*, Appendix B. This letter may be included as an attachment to the sub-quote request.
  - b. Solicit quotes at least 10 calendar days prior to the letting date to allow DBE firms sufficient time to respond. Prime contractors should contact DBE firms early, asking if they need help organizing their quote, assistance confirming equipment needs, or other assistance supporting their submission of a competitive quote for their services.
  - c. A follow up solicitation should take place within 5 calendar days of the letting date. Email and/or SBN are the preferred method for the solicitation.
- iii. Upon request, provide interested DBE firms with adequate information about plans, specifications, and the requirements of the contract by letter, information session, email, phone call, and/or referral.
- iv. When potential exists, the contractor should advise interested DBE firms on how to obtain bonding, line of credit, or insurance if requested.
- v. Document DBE firm's interest in quoting by taking appropriate steps to follow up initial solicitation with:
  - a. Email to all prospective DBE firms in relevant work areas
  - b. Phone call log to DBE firms who express interest via written response or call
  - c. Fax/letter confirmation
  - d. Signed copy of record of subcontractor outreach effort

## b. Guidance for Evaluating DBE quotes

- (1) Quote evaluation practices required to evaluate DBE quotes:
  - i. Reasonable Price: Contractors are expected to assess reasonable price by analyzing the contract scope for DBE subcontract feasibility and comparing common line items in DBE and non-DBE subcontract quotes for the same work. Per federal regulation, reasonable price is not necessarily the lowest price. See 49 CFR Part 26, Appendix A. IV.D(2).
- (2) Documentation submitted by the prime of the following evaluation is required to evaluate DBE quotes by contractors:
  - i. Evaluation of DBE firm's ability to perform "possible items to subcontract" using legitimate reasons, including but not limited to, **a discussion** between the prime and DBE firm regarding its capabilities prior to the bid letting. If lack of capacity is the reason for not utilizing the DBE firm's quote, the prime is required to contact the DBE by phone and email regarding their ability to perform the work indicated in the UCP directory listed as their work area by NAICS code. Only the work area indicated by the NAICS code(s) listed in the UCP directory can be counted toward DBE credit. Documentation of the conversation is required.
    - a. In striving to meet an assigned DBE contract goal, contractors are expected to use DBE quotes that are responsive and reasonable. This includes DBE quotes that are not the low quote.
    - b. Additional evaluation - Evaluation of DBE quotes with tied bid items. Typically, this type of quoting represents a cost saving but is not clearly stated as a discount. Tied quotes are usually presented as an 'all or none' quote. When non-DBE subcontractors submit tied bid items in their quotes, the DBE firm's quote may not appear competitive. In such a case, the following steps are taken in comparing the relevant quotes. These are qualitative examples:

- i Compare bid items common to both quotes, noting the reasonableness in the price comparison.
- ii Review quotes from other firms for the bid items not quoted by the DBE firm to see if combining both can provide the same competitive advantage that the tied bid items offered.

See Appendix D – *Good Faith Effort Evaluation Measures* and Appendix E - *Good Faith Effort Best Practices*.

**c. Requesting Good Faith Effort Evaluation** At the time of bid- if the DBE goal is not met in full, the prime contractor must indicate they will file form DT1202- Documentation of Good Faith Effort within 24-hours of bid submission. Supplementary documentation of good faith effort that supports the DT1202 submission is also due within 24-hours of bid submission and prior to bid posting. Supporting documentation for the DT1202 is to include the following:

- (1) Solicitation Documentation: The names, addresses, email addresses, and telephone numbers of DBE firms contacted along with the dates of both initial and follow-up contact; electronic copies of all written solicitations to DBE firms. A printed copy of SBN solicitation is acceptable.
- (2) Selected Work Items Documentation: Identify economically feasible work units to be performed by DBEs to include activities such as: list of work items to be performed; breaking up of large work items into smaller tasks or quantities; flexible time frames for performance and delivery schedules.
- (3) Documentation of Project Information provided to interested DBEs: A description of information provided to the DBE firms regarding the plans, specifications, and estimated quantities for portions of the work to be performed by that DBE firm.
- (4) Documentation of Negotiation with Interested DBEs: Provide sufficient evidence to demonstrate that good faith negotiations took place. Merely sending out solicitations requesting bids from DBEs does not constitute sufficient good faith efforts.
- (5) Documentation of Sound Reasoning for Rejecting DBEs and copies of each quote received from a DBE firm and, if rejected, copies of quotes from non-DBEs for same items.
- (6) Documentation of Assistance to Interested DBEs- Bonding, Credit, Insurance, Equipment, Supplies/Materials
- (7) Documentation of outreach to Minority, Women, and Community Organizations and other DBE Business Development Support: Contact organizations and agencies for assistance in contacting, recruiting, and providing support to DBE subcontractors, suppliers, manufacturers, and truckers at least 14 days before bid opening. Participate in or host activities such as networking events, mentor-protégé programs, small business development workshops, and others consistent with DBE support.

If the Good Faith Effort documentation is deemed adequate, the request will be approved and the DBE office will promptly notify the Prime Contractor and Bureau of Project Development.

If the DBE Office denies the request, the Prime Contractor will receive written correspondence outlining the reasons. The Department encourages the Prime Contractor to communicate with DBE staff to clarify any questions related to meeting goals and/or contractor demonstration of good faith efforts.

If the contract is awarded, the Prime Contractor must obtain written consent from the DBE Office to change or replace any DBE firm listed on the approved DBE Commitment. No contractor, prime or subsequent tier, shall be paid for completing work assigned to a DBE subcontractor on an approved DBE Commitment unless WisDOT has granted permission for the reduction, replacement, or termination of the assigned DBE in writing. If a prime contractor or a subcontractor on any tier uses its own forces to perform work assigned to a DBE on an approved DBE Commitment, **they will not be paid for the work**. Any changes to DBE Commitment after the approval of the DBE Commitment must be reviewed and approved by the DBE Office prior to the change (see Section 9).

Additional resources for demonstrating and tracking good faith effort can be found on the “Contracting with a DBE” webpage in the [ASP-3 and Good Faith Effort Guidance](#) section.



#### 4. Bidder's Documentation of Good Faith Effort Evaluation Request Appeal Process

A bidder can appeal the Department's decision to deny the bidder's demonstration of Good Faith Effort through Administrative Reconsideration. The bidder must provide a written justification refuting the specific reasons for denial as stated in the Department's denial notice. The bidder may meet in person with the Department if so requested. Failure to appeal within 5 business days after receiving the Department's written notice denying the request constitutes a forfeiture of the bidder's right of appeal. Receipt of appeal is confirmed by email date stamp or certified mail signed by WisDOT staff. A contract will not be executed without documentation that the DBE provisions have been fulfilled.

The Department will appoint a representative who did not participate in the original good faith effort determination, to assess the bidder's appeal. The Department will issue a written decision within 5 business days after the bidder presents all written and oral information. In that written decision, the Department will explain the basis for finding that the bidder did or did not demonstrate an adequate good faith effort to meet the contract DBE goal. The Department's decision is final.

#### 5. Determining DBE Eligibility

##### Directory of DBE firms

- a. The only resource for DBE firms certified in the State of Wisconsin is the Wisconsin Unified Certification Program (UCP) DBE Directory. WisDOT maintains a current list of certified DBE firms at: <http://wisconsindot.gov/Documents/doing-bus/civil-rights/dbe/dbe-ucp-directory.xlsx>
- b. The DBE Program office is available to assist with contracting DBE firms:(608) 267-3849.
- c. DBE firms are certified based on various factors including the federal standards from the Small Business Administration that assigns a North American Industrial Classification (NAICS) Codes. DBE firms are only eligible for credit when performing work in their assigned NAICS code(s). If a DBE subcontractor performs work that is not with its assigned NAICS code, the prime contractor should contact the DBE Office to inquire about compatibility with the Business Development Program.

#### 6. Counting DBE Participation

##### Assessing DBE Work

The Department will only count the DBE usage towards the contract DBE goal if the DBE firm is certified as a DBE by one of the UCP agencies. The Department only counts the value of the work a DBE actually performs towards the DBE goal. The Department assesses the DBE work as follows:

- a. The Department counts work performed by the DBE firm's own resources. The Department includes the cost of materials and supplies the DBE firm obtains for the work. The Department also includes the cost of equipment the DBE firm leases for the work. The Department will not include the cost of materials, supplies, or equipment the DBE firm purchases or leases from the prime contractor or its affiliate, with the exception of non-project specific leases the DBE has in place before the work is advertised.
- b. The Department counts fees and commissions the DBE subcontractor charges for providing bona fide professional, technical, consultant, or managerial services. The Department also counts fees and commissions the DBE charges for providing bonds or insurance. The Department will only count costs the program engineer deems reasonable based on experience or prevailing market rates.
- c. If a DBE firm subcontracts work, the Department counts the value of the work subcontracted to a DBE subcontractor.
- d. The contractor will maintain records and may be required to furnish periodic reports documenting its performance under this item.
- e. It is the Prime Contractor's responsibility to determine whether the work that is committed and/or contracted to a DBE firm can be counted for DBE credit by referencing the work type and NAICS code listed for the DBE firm on the Wisconsin UCP DBE Directory.

- f. It is the Prime Contractor's responsibility to assess the DBE firm's ability to perform the work for which it is committing/contracting the DBE to do. Note that the Department encourages the Prime Contractor to assist and develop DBE firms to become fully knowledgeable contractors to successfully perform on its contracts.
- g. The Prime Contractor will inform the DBE office via email of all DBE subcontractors added to the project following execution of the contract. The Prime Contractor may omit submission of another form DT1506, but must submit signed Attachment A forms for additional DBE firms.
- h. See Section 7 for DBE credit evaluation for Trucking and Section 8 for DBE credit evaluation for Manufacturers, Suppliers, and Brokers

Naming conventions: When emailing files, please use the following language to identify your submission- "Project #, Proposal #, Let date, Business Name, Attachment A" Email: [DBE\\_Alert@dot.wi.gov](mailto:DBE_Alert@dot.wi.gov)

\*Note: A sublet request is required for DBE work, regardless of subcontract tier, and also for reporting materials or supplies furnished by a DBE.

- Sublet Requests via form DT1925 or WS1925 are required for 1st Tier DBEs
- For all 2nd Tier and below notification of DBE sublet is indicated by the contractor entering them in CRCS

## 7. Credit Evaluation for Trucking

All bidders are expected to adhere to the Department's current trucking policy posted on the HCCI website at: <http://wisconsin.gov/Documents/doing-bus/civil-rights/dbe/trucking-utilization-policy.pdf>

The prime contractor is responsible for ensuring that all subcontractors including trucking firms, receive Form FHWA 1273: <https://www.fhwa.dot.gov/programadmin/contracts/1273/1273.pdf>

See Section 8 for Broker credit.

## 8. Credit Evaluation for Manufacturers, Suppliers, Brokers

The Department will calculate the amount of DBE credit awarded to a prime using a DBE firm for the provisions of materials and supplies on a contract-by-contract basis. The Department will count the material and supplies that a DBE firm provides under the contract for DBE credit based on whether the DBE firm is a manufacturer, supplier, or broker. Generally, DBE credit is determined through evaluation of the DBE owner's role, responsibility, and contribution to the transaction. Maximum DBE credit is awarded when the DBE firm manufactures materials or supplies. DBE credit decreases when the DBE firm solely supplies materials, and minimal credit is allotted when the DBE firm's role is administrative or transactional. It is the bidder's responsibility to confirm that the DBE firm is considered a supplier or a manufacturer before listing them on Commitment to Subcontract to DBE form DT1506 or DBE Commitment submitted with the bid.

### a. Manufacturers

- (1) A manufacturer is a firm that operates or maintains a factory or establishment that produces, on the premises, the materials, supplies, articles, or equipment required under the contract and of the general character described by the specifications.
- (2) If the materials or supplies are obtained from a DBE manufacturer, **100%** percent of the cost of the materials or supplies counts toward DBE goals.

### b. Regular Dealers of Material and/or Supplies

- (1) A regular dealer is a firm that owns, operates, or maintains a store, warehouse, or other establishment in which the materials, supplies, articles or equipment of the general character described by the specifications

and required under the contract are bought, kept in stock, and regularly sold or leased to the public in the usual course of business.

- (2) If the materials or supplies are purchased from a DBE regular dealer, count **60%** percent of the cost of the materials or supplies toward DBE goals.
- (3) At a minimum, a regular dealer must meet the following criteria to be counted for DBE credit:
  - i. The DBE firm must be an established, regular business that engages, as its principal business and under its own name, in the purchase and sale or lease of the products in question.
  - ii. The DBE firm must both own and operate distribution equipment for the product--bulk items such as petroleum products, steel, cement, gravel, stone, or asphalt. If some of the distribution equipment is leased, the lease agreement must accompany the DBE Commitment form for evaluation of the dealer's control before the DBE office approves the DBE credit.
- (4) When DBE suppliers are contracted, additional documentation must accompany the DBE Commitment and Attachment A forms. An invoice or bill-of-sale that includes names of the bidder and the DBE supplier, along with documentation of the calculations used as the basis for the purchase agreement, subcontract, or invoice. WisDOT recognizes that the amount on the Attachment A form may be more or less than the amount on the invoice per b.(1) above.
  - i. The bidder should respond to the following questions and include with submission of form DT1506 or the DBE Commitment entered with bid:
    - a. What is the product or material?
    - b. Is this item in the prime's inventory or was the item purchased when contract was awarded?
    - c. Which contract line items were referenced to develop this quote?
    - d. What is the amount of material or product used on the project?
- (5) Supplies purchased in **bulk** from DBE firms at the beginning of the season may be credited to current contracts if submitted with appropriate documentation to the DBE office.
  - i. To ensure that the appropriate credit is assigned, follow the procedure below:
    - a. When DBE suppliers are contracted for bulk supply or commodity purchases, an invoice or bill-of-sale that includes names of the contractor and the DBE supplier should be submitted to the DBE Office via eSubmit (preferred during letting) or the DBE\_Alert email box. The supply/commodity credit may be applied during the federal fiscal year (October- September) in which the purchase was made.
    - b. When the contractor intends to apply the credit to a particular project, submit a copy of the original invoice, documentation of the calculations for supplies/commodities to be used on the project, and an Attachment A. Indicate on the Attachment A:
      - c. This supply/commodity is in the prime's inventory or pre-paid in case of commodities
      - d. The full value of the original invoice submitted to the DBE Office, above in (1)
      - e. The amount of material or product used on this project
      - f. Fuel estimate listed on Attachment A will be recorded as a deduction from the full fuel purchase amount shown on the invoice
  - ii. DBE Office Process (Applies only to bulk purchases)
    - a. Supply/Commodity commitment is received
    - b. Engineer verifies amount listed on invoice and enters the full amount into spreadsheet
    - c. The amount of credit applied for each project is updated on the spreadsheet until the bulk purchase is exhausted
    - d. Engineer informs contractor when full amount of bulk purchase has been applied

**c. Brokers, Transaction Expeditors, Packagers, Manufacturers' Representatives**

- (1) No portion of the cost of the materials, supplies, services themselves will count for DBE credit. However, WisDOT will evaluate the fees or commissions charged when a prime purchases materials, supplies, or services from a DBE certified firm which is neither a manufacturer nor a regular dealer, namely: brokers, packagers, manufacturers' representatives, or other persons who arrange or expedite transactions.
- (2) Brokerage fees are calculated as **10%** of the purchase amount.
- (3) WisDOT may count the amount of fees or commissions charged for assistance in the procurement of the materials and supplies, fees, or transportation charges for the delivery of materials or supplies required on a job site.
- (4) Evaluation of DBE credit includes review of the contract need for the item/service, the sub-contract or invoice for the item/service, and a comparison of the fees customarily allowed for similar services to determine whether they are reasonable.

**9. DBE Commitment Modification Policy (Formerly "DBE Replacement Policy")**

**a. Issuing a Contract Change Order**

Any changes or modifications to the contract once executed are considered contract modifications and as such require a change order. In addition, the DBE office must provide consent for reduction, termination, or replacement of subcontractors approved on the DBE Commitment *in advance* of the modification for the prime contractor to receive payment for work or supplies. Additions to the DBE Commitment do not require advance notification of the DBE office. (see below e. DBE Utilization beyond the approved DBE Commitment)

**b. Contractor Considerations**

- (1) A prime contractor cannot modify the DBE Commitment through reduction in participation, termination, or replacement of a DBE subcontractor listed on the approved DBE Commitment without prior written consent from the DBE Office. This includes, but is not limited to, instances in which a prime contractor seeks to perform work originally designated for a DBE subcontractor with its own forces or those of an affiliate, a non-DBE firm, or with another DBE firm.
- (2) If a prime contractor reduces participation, replaces, or terminates a DBE subcontractor who has been approved for DBE credit toward its contract, the prime is required to provide documentation supporting its inability to fulfill the contractual commitment made to the Department regarding the DBE utilization.
- (3) The Prime Contractor is required to demonstrate efforts to find another DBE subcontractor to perform at least the same amount of work under the contract as the DBE subcontractor that was terminated, to the extent needed to meet the assigned DBE contract goal. When additional opportunity is available by contract modifications, the Prime Contractor must utilize DBE subcontractors that were committed to equal work items, in the original contract.
- (4) In circumstances when a DBE subcontractor fails to complete its work on the contract for any reason, or is terminated from a contract, the Prime Contractor must undertake efforts to maintain its commitment to the assigned DBE goal.
- (5) The DBE subcontractor should communicate with the Prime Contractor regarding its schedule and capacity in the context of the contract. If the DBE firm anticipates that it cannot fulfill its subcontract, they will advise the Prime Contractor and suggest a DBE subcontractor that may replace their services and provide written consent to be released from its subcontract.
  - i. Before the Prime Contractor can request modification to the approved DBE Commitment, the Prime Contractor must:
    - a. Make every effort to fulfill the DBE Commitment by working with the listed DBE subcontractor to ensure that the firm is fully knowledgeable of the Prime Contractor's expectations for successful performance on the contract. Document these efforts in writing.

- b. If those efforts fail, provide written notice to the DBE subcontractor of the Prime Contractor's intent to request to modify the Commitment through reduction in participation, termination, and/or replacement of the subcontractor including the reason(s) for pursuing this action.
- c. Copy the DBE Office on all correspondence related to changing a DBE subcontractor who has been approved for DBE credit on a contract, including preparation and coordination efforts.
- d. Clearly state the amount of time the DBE firm has to remedy and/or respond to the notice of intent to replace/terminate. The DBE must be allowed five days from the date notice was received as indicated by email time stamp or signed certified mail, to respond, in writing. EXCEPTION: The Prime Contractor must provide a verifiable reason for a response period shorter than five days. For example, a WisDOT project engineer or project manager confirms that WisDOT has eliminated an item the DBE subcontractor was contracted for.
- e. The DBE subcontractor must acknowledge the contract modification with written response to the Prime Contractor and the DBE Office. If objecting to the subcontract modification, the DBE subcontractor must outline the basis for objection to the proposed modification, providing sound reasoning for WisDOT to reject the prime's request.

**c. Request to Modify DBE Subcontracting Commitment**

The written request referenced above may be delivered by email or fax. The request must contain the following:

- (1) Project ID number
- (2) WisDOT Contract Project Engineer's name and contact information
- (3) DBE subcontractor name and work type and/or NAICS code
- (4) Contract's progress schedule
- (5) Reason(s) for requesting that the DBE subcontractor be replaced or terminated
- (6) Attach/include all communication with the DBE subcontractor to deploy/address/resolve work completion

Naming conventions: When emailing files, please use the following language to identify your submission- "Project #, Proposal #, Let date, Business Name, MODIFICATION" Email: [DBE\\_Alert@dot.wi.gov](mailto:DBE_Alert@dot.wi.gov) + Project Engineer

WisDOT will review the request and any supporting documentation submitted to evaluate if the circumstance and the reasons constitute good cause for replacing or terminating the approved DBE subcontractor.

*Good Causes to Replace a DBE subcontractor according to the federal DBE program guidelines {49 CFR part 26.53}*

- The listed DBE subcontractor fails or refuses to execute a written contract
- The listed DBE subcontractor fails or refuses to perform the work of its subcontract in a way consistent with normal industry standards. Provided, however, that good cause does not exist if the failure or refusal of the DBE subcontractor to perform its work on the subcontract results from the bad faith or discriminatory action of the prime contractor
- The listed DBE subcontractor fails or refuses to meet the prime contractor's reasonable, nondiscriminatory bond requirements
- The listed DBE subcontractor becomes bankrupt, insolvent, or exhibits credit unworthiness
- The listed DBE subcontractor is ineligible to work on public works projects because of suspension and debarment proceedings pursuant 2 CFR Parts 180, 215, and 1,200 or applicable state law
- The prime has determined that the listed DBE subcontractor is not a responsible contractor
- The listed DBE subcontractor voluntarily withdraws from the project and provides written notice of its withdrawal
- The listed DBE subcontractor is ineligible to receive DBE credit for the type of work required

- A DBE firm owner dies or becomes disabled with the result that the listed DBE subcontractor is unable to complete its work on the contract.

#### d. Evaluation and Response to the Request

WisDOT's timely response to the Prime Contractor's request for modification of the approved DBE Commitment will be provided to the prime and the WisDOT project engineer via email.

If WisDOT determines that the Prime Contractor's basis for reduction in participation, replacement, or termination of the DBE subcontractor is not consistent with the good cause guidelines, the DBE office will provide a response via email within 48-hours of receipt of request from the Prime Contractor as indicated by email time stamp. The communication will include: the requirement to utilize the committed DBE, actions to support the completion of the contractual commitment, a list of available WisDOT support services, and administrative remedies, including withholding payment to the prime, that may be invoked for failure to comply with federal DBE guidelines for DBE replacement.

The WisDOT contact for all actions related to modification of the approved DBE Commitment is the DBE Program Engineer who can be reached at [DBE\\_Alert@dot.wi.gov](mailto:DBE_Alert@dot.wi.gov) or (414) 335-0413.

#### e. DBE Utilization beyond the approved DBE Commitment

When the prime or a subcontractor increases the scope of work for an approved DBE subcontractor or adds a DBE subcontractor who was not on the approved form DT1506 or DBE Commitment submitted with bid at any time after contract execution, this is referred to as voluntary DBE contract goal achievement. The contractor must follow these steps to ensure that the participation is accurately credited toward the DBE goal:

- (1) Forward a complete, signed Attachment A form to the DBE Office. A complete Attachment A includes DBE subcontractor contact information, signatures, subcontract value, and description of the work areas to be performed by the DBE. The DBE Office will verify the DBE participation and revise the DBE Commitment based on the email/discussion and the new Attachment A.
- (2) When adding to an existing DBE Commitment, submit a new Attachment A to the DBE Alert mailbox
- (3) OR Submit a final Attachment A to DBE Alert during the Finals Process when Compliance receives notice of "Substantially Complete"

Naming conventions: When emailing files, please use the following language to identify your submission- "Project #, Proposal #, Let date, Business Name, New Attachment A" Email: [DBE\\_Alert@dot.wi.gov](mailto:DBE_Alert@dot.wi.gov)

#### Special note on trucking

- DBE truckers added to the sublets in CRCS *will* be approved without DBE credit (You will see a "N" in CRCS instead of "Y")
- Prime Contractors may enter a "place holder" e.g. \$1000.00, for DBE Trucking in CRCS if the full amount of trucking is unknown for sublet purposes only
- The hiring contractor may obtain the Attachment A with DBE signature included but the **Prime Contractor** must sign the Attachment A before submitting
- DBE truckers need to be added to the DBE commitment once. If the DBE trucker is on the initial commitment (DT1506/E1506) there is no requirement to submit another Attachment A for that trucker for that contract.

### 10. Commercially Useful Function

- a. Commercially Useful Function (CUF) is evaluated after the contract has been executed, while the DBE certified firm is performing contracted work items.
- b. The Department uses Form DT1011, DBE Commercially Useful Function Review and Certification to evaluate if the DBE is performing a commercially useful function. WisDOT counts expenditures of a DBE toward the DBE goal only if the DBE is performing a commercially useful function on that contract.

- c. A DBE firm is performing a commercially useful function if the following conditions are met:
  - (1) For contract work, the DBE is responsible for executing a distinct portion of the work and is carrying out its responsibilities by actually performing, managing, and supervising that work.
  - (2) For materials and supplies, the DBE is responsible for negotiating price, determining quality and quantity, ordering, and paying for those materials and supplies.
- d. Offsite Hauling – when DBE truck will haul between a pit and plant or location other than the construction site associated with the commitment
  - (1) Indicate Offsite Hauling on Attachment A
  - (2) Discuss offsite hauling at weekly progress meetings with Project Engineer (PE)
  - (3) PE conducts spot checks of pits/plants to verify DBE truck is hauling and/or verifying hauling log
  - (4) Prime should be prepared to submit haul tickets, plant/pit tickets, timecards, and other pertinent documentation if requested by PE or DBE Office

## 11. Credit Evaluation for DBE Primes

WisDOT calculates DBE credit based on the amount and type of work performed by DBE certified firms for work submitted with required documentation. If the prime contractor is a DBE certified firm, the Department will only count the work that the DBE prime performs with its own forces for DBE neutral credit. The Department will also calculate DBE credit for work performed by any other DBE certified subcontractor, DBE certified supplier, and DBE certified manufacturer on the contract in each firm's approved NAICS code/work areas that are submitted with required documentation. Crediting for manufacturers and suppliers is calculated consistent with Section 8 of this document and 49 CFR Part 26.

## 12. Joint Venture

A joint venture is an association of a DBE firm and one or more other firms to carry out a single, for-profit business enterprise, for which the parties combine their property, capital, efforts, skills and knowledge, and in which the DBE is responsible for a distinct, clearly defined portion of the work of the contract and whose share in the capital contribution, control, management, risks, and profits of the joint venture are commensurate with its ownership interest. If a DBE performs as a participant in a joint venture, the Department will only credit the portion of the total dollar value of the contract equal to the portion of the work that the DBE performs with its own forces.

## 13. Mentor-Protégé

- a. If a DBE performs as a participant in a mentor-protégé agreement, the Department will credit the portion of the work performed by the DBE protégé firm.
- b. DBE credit is evaluated and confirmed by the DBE Office for any contracts on which the mentor-protégé team identifies itself to the DBE Office as a current participant of the Mentor-Protégé Program.
  - (1) DBE credit may only be awarded to a non-DBE mentor firm for using its own protégé firm for less than one half of its goal on any contract; and
  - (2) Not award DBE credit to a non-DBE mentor firm for using its own protégé firm for more than every other contract performed by the protégé firm.
- c. A DBE protégé firm may be eligible for conditional NAICS code extension for training with the mentor. Request permission from the DBE Office- Certification area.
- d. Refer to WisDOT's Mentor-Protégé guidelines for guidance on the number of contracts and amount of DBE credit allowed on WisDOT projects.

## 14. Use of Joint Checks

The use of joint checks is allowable if it is a commonly recognized business practice in the material industry. A joint check is defined as a two-party check between a DBE subcontractor, a prime contractor, and the regular dealer or materials supplier who is neither the prime nor an affiliate of the prime. Typically, the prime contractor issues one check as payor to the DBE subcontractor and to the supplier jointly (to guarantee payment to the supplier) as payment for the material/supplies used by the DBE firm in cases where the DBE subcontractor and materials have been approved for DBE credit. The DBE subcontractor gains the opportunity to establish a direct contracting relationship with the supplier to potentially facilitate a business rapport that results in a line of credit or increased partnering opportunities.

The cost of material and supplies purchased by the DBE firm is part of the value of work performed by the DBE to be counted toward the goal. To receive credit, the DBE firm must be responsible for negotiating price, determining quality and quantity, ordering the materials, and installing (where applicable) and "paying for the material itself." See 49 CFR 26.55(c)(1).

The approval to use joint checks constitutes a commitment to provide further information to WisDOT, upon request by staff. WisDOT will allow the use of joint checks when the following conditions are met:

- a. The Prime Contractor must request permission to use joint checks from the DBE Office by submitting the Application to Use Joint Checks.
  - (1) Request should be made when the DBE Commitment or the Request to Sublet is submitted; the request will not be considered if submitted after the DBE Subcontractor starts its work.
  - (2) Approval/Permission must be granted prior to the issuance of any joint checks.
  - (3) The payment schedule for the supplier must be presented to the DBE office before the first check is issued.
  - (4) The joint check for supplies must be strictly for the cost of approved supplies.
- b. The DBE subcontractor is responsible for furnishing and/or installing the material/work item and is not an 'extra participant' in the transaction. The DBE firm's role in the transaction cannot be limited solely to signing the check(s) to release payment to the material supplier. At a minimum, the DBE subcontractor's tasks should include the following:
  - (1) The DBE subcontractor (not the prime/payor) negotiates the quantities, price, and delivery of materials.
  - (2) The DBE subcontractor consents to sign/release the check to the supplier by signing the [Application to Use Joint Checks](#) after establishing the conditions and documentation of payment within the subcontract terms or in a separate written document.
- c. The Prime contractor/payor acts solely as a guarantor.
  - (1) The Prime Contractor agrees to furnish the check used for the payment of materials/supplies under the contract.
  - (2) The prime contractor/payor cannot require the subcontractor to use a specific supplier or the prime contractor's negotiated unit price.

## 15. Payment

Costs for conforming to this Additional Special Provision (ASP) and any associated DBE requirements are incidental to the contract.



## Appendix A

### Substantive Conversation Guidelines

The substantive conversation is critical to all bidders' demonstration of good faith effort to meet the DBE goal prior to bid opening. Relationship building between primes and subcontractors is crucial to DBE goal attainment. Responsible bidders seek to build rapport with potential DBE subcontractors to understand capacity, areas of expertise, and assess contracting feasibility. Bidders who compete for WisDOT contracts are specialty contractors responding to a growing and changing contract environment. Just as these specialists are responsible for care of the roads, they are likewise responsible for contributing to the health of the industry. The substantive conversation drives collaboration that will build industry health and capacity. The following is intended to provide guidance for such discussions but is not an exhaustive list. Contractors are encouraged to incorporate their existing strategies for cultivating business relationships as well.

Prior to Bid Opening- this discussion should happen as early as possible (WisDOT advertisements are released weeks prior to each Let)

1. Determine DBE subcontractor's interest in quoting
2. If response indicates inexperience with quoting- offer support/assistance to the DBE in understanding the industry including fundamentals a subcontractor needs to know, required reading and/or resources.
3. Assess their interest and experience in the road construction industry by asking questions such as:
  - Have you competed for other WisDOT contracts? Ratio of competed/to wins
  - Have you performed on any transportation industry contracts (locally or with other states)?
  - What the largest contract you've completed?
  - Have you worked in the industry: apprentice, journeyman, safety, inspection etc.?
  - Does this project fit into your schedule? Are you working on any contracts now?
  - Have you reviewed a copy of the plans? Are you comfortable performing within the scope and quantity considerations of this contract?
  - What region do you work in? Home base?
  - Which line items are you considering?
  - Have you read/are you familiar with WisDOT Standard Specifications? Construction Material Manual?
  - Do you understand where your work fits in the project schedule, project phases?

Following Bid Opening- this discussion can happen at any time

1. After reviewing their quote, note the following in your discussion:
  - Does the quote look complete? Irregular?
  - Are there errors in the quote? Are items very high or very low?
  - In general, does the quote look competitive?
2. Questions and Advice for the bidder to share with the potential DBE subcontractor:
  - What line items would typically be in a competitive quote for a subcontractor of their specialty?
  - How many employees and what is their role/experience/expertise in your firm?
  - Do you have resources for labor (union member, family-based, community-resourced) and capital (banking relationship, bond agent, CPA)?
  - Where have you worked: cities, states, government, commercial, residential/private sector, etc. Explain similarities or differences.
  - Refer them to reliable, trusted, industry resources that can educate or connect them to relevant resources, education/certification resources, more appropriate contract opportunities.
  - Discussion about prime contract and subcontract liability, critical path items, contract quantities, schedule risks, and potential profit/loss (for upcoming known projects or in general).
  - Discussion of bonding, insurance, and overall business risk considerations.

## Appendix B

### Sample Contractor Solicitation Letter Page 1

*(This sample is provided as a guide, not a formatting requirement)*

#### DBE Solicitation - [Month] [Day], [Year] WisDOT Bid Letting

Attention all DBEs. [Prime Contractor] is actively seeking your quote for the [Month][Day], [Year] Bid Letting. [Prime Contractor] is considering bidding on the projects listed on page 2 as a prime contractor. Please see page 2 for instructions and the sub-contractable opportunities for each proposal.

**Does [Prime Contractor] accept quotes in areas we might self-perform?** Yes, we do! We support this federal rule and (if needed) we consider areas we might self-perform an opportunity to provide in the field assistance and training if we award your quote.

**Where can DBEs find the plans, specifications & addenda?** Please visit [Prime Contractor's] plan room [LINK] or on WisDOT's Highway Construction Contract Information HCCI website: [Wisconsin Department of Transportation Highway Construction Contract Information \(wisconsindot.gov\)](https://www.wisconsin.gov/transportation/highway-construction-contract-information). This same website can be checked for the contract status.

**What should your quote include?** All the costs required to complete the items you propose to perform including labor, equipment, material, and related bonding or insurance. The quote should also note items that you are DBE certified to perform, tied items, and any special terms. Please use page 2 as your cover sheet for your quote.

**Do you have a question regarding bonding, credit, insurance, equipment, or supplies/materials?** We welcome all DBE questions! Please call [Prime Contractor] and ask to speak with [Contact]. [Prime Contractor] can provide basic information as well as a referral to a trusted industry partner for insurance and bonding needs.

#### **When are quotes due?**

**[Month] [Day], [Year] at [Time].** We accept quotes via SBN, email, or fax. Please make every effort to have your quotes in by this time or earlier. Quality check your quote so it includes the correct letting date, project ID, proposal number, unit price and extension.

**Who can DBEs contact for questions, information, clarification or for a quote evaluation?** [Project Manager Name] [Phone] [Email]. If you are quoting [Prime Contractor] for the first time, we encourage you to come meet with us in person to discuss the project. Our office hours are 7:30 a.m. – 5:00 p.m. On bid day, we are in the office by 6:30 a.m.

#### **Why partner with [Prime Contractor]?**

DBE partnership is a core part of [Prime Contractor's] mission. Including DBEs at the beginning of each project is essential in the success of each project. We consider DBEs to be important industry partners who bring dedication and knowledge at various stages during construction. We are proud to be an industry leader with our DBE partnership. Your success as a DBE is our success.

**Sample Contractor Solicitation Letter Page 2**  
*(This sample is provided as a guide, not a formatting requirement)*  
 REQUEST FOR QUOTE

**[Prime Contractor]**  
**Letting Date: [Month] [Day], [Year]**  
**Project IDs: 1234-56-00 (Proposal #1) & 1234-01-78 (Proposal #6)**

Please check all that apply:

- Yes, we will be quoting the projects & items listed below
- No, we are not interested in quoting on the letting or its items referenced below
- Please take our name off your monthly DBE contact list
- We have questions about quoting this letting. Please have someone contact me at this number:

Prime Contractor Contact: \_\_\_\_\_ DBE: \_\_\_\_\_  
 Phone: \_\_\_\_\_ Fax: \_\_\_\_\_  
 Email: \_\_\_\_\_

**Please circle the proposals and items you will be quoting below and contact us with any questions**

Proposal County	1 Dane County	6 Crawford County
Clearing & Grubbing	X	X
Dump Truck Hauling	X	X
Curb/Gutter/Sidewalk	X	
Erosion Control Items		X
Excavation	X	X
Pavement Marking		X
Traffic Control	X	
Sawing	X	X
QMP, Base		X
Pipe Underdrain	X	
Landscape		X
Beam Guard	X	
Electrical	X	
Signs/Posts/Markers		X
Survey/Staking		X

Again, please make every effort to have your quotes into our office by time deadline prior to the letting date.

**Sample Contractor Solicitation Email - Simplified**  
*(This sample is provided as a guide, not a formatting requirement)*

**ATTENTION DBEs**

- **[Prime Contractor] specializes in municipal projects in the XX Region(s)**
- **We have successfully competed for and completed XX WisDOT projects over the past XX years**
- **Consider [Prime Contractor] your partner on WisDOT Projects**

**[Prime Contractor] is seeking your subcontractor quote for the XX/XX/20XX WisDOT bid letting on the below projects:**

Project	Proposal	County	Region
1234-56-00	2	Dane	SW
1234-01-78	6	Crawford	SW

- Please review the attachments **[attach Solicitation Letter]** and respond with your intent to quote (or not) along with the work items you are interested in performing and respond via fax or email by **date**. The quote should note items that you are DBE certified to perform, tied items, and any special terms. Please include labor, equipment, material, and related bonding or insurance.
- If you have any questions regarding bonding, credit, insurance, equipment and/or materials/supplies, please feel free to call [Prime Contractor] and ask for [Contact]. **(Include if your company is willing to answer these types of DBE questions)**
- Plans and Specifications can be found: **WisDOT HCCI Website: List webpage where plans are located**
- If you do choose to quote, please make every effort to have your quote into our office by **time and date**. Make sure the correct letting date, project number, unit price and extension are included in your quote.
- Should you have questions regarding the mentioned project, please call our office at (414) 555-5555 and we will direct you to the correct estimator/project manager.  
Our office hours are 7:30 a.m. - 5:00 p.m.

**Thank you – we look forward to working with your company on this project!**

**Prime Contractor**  
**Project Manager**  
 Direct: 414-555-5555  
 Cell: 414-555-5556

## Sample Contractor Solicitation Email to **non-DBE** WisDOT Subcontractors - Simplified

*(This sample is provided as a guide, not a formatting requirement)*

**ATTENTION WisDOT SUBCONTRACTORS**

**[Prime Contractor]** is considering bidding on the below projects for the **XX/XX/20XX WisDOT Bid Letting**:

Project	Proposal	County	Region	DBE Goal
1234-56-00	2	Dodge	SW	6.00%
1234-01-78	11	Adams	NC	3.00%
1234-00-99	20	Buffalo	NW	5.00%
1234-00-98	33	Portage	NC	6.00%

The above projects have DBE goals and [Prime Contractor] is committed to DBE inclusion with every project. As such, we are requesting:

- All WisDOT Subcontractors to **solicit and utilize** DBEs in your quotes.
- DBE participation can be achieved through purchasing materials from DBE suppliers, using DBE subcontractors and/or DBE trucking firms or any combination of these.
- If there is an opportunity to untie an item in your quote so a DBE can be utilized, please look for those opportunities as well.
- Your quote will be evaluated based on the amount of DBE participation your company is able to provide when compared to other quotes for the same work.

If you do choose to quote, please make every effort to have your quote into our office by **time and date**. Please submit all quotes to [Email]. Make sure the correct letting date, project number, unit price and extension are included in your quote.

Should you have questions regarding the mentioned project, the Project Manager contact is: [Name] [Phone Number] [Email]

**Thank you for utilizing DBEs who are trusted industry partners with WisDOT projects.**

Prime Contractor  
 Project Manager  
 Direct: 414-555-5555  
 Cell: 414-555-5556

## Appendix C

### Small Business Network (SBN) Overview

The Small Business Network is a part of the Bid Express® service that was created to ensure that prime bidders have a centralized online location to find subs - including small and disadvantaged business enterprises (DBEs). It is available for prime bidders to use as part of their Basic Service subscription. Within the Small Business Network, **Prime Contractors** can:

1. Easily select proposals, work types and items:
  - a. After adding applicable work types, select items that you wish to quote. Enter the sub-quote quantities and add comments, if desired. Adding or removing items and work types can be done quickly. If needed, you can save the sub-quote for later completion.
2. Create sub-quotes for the subcontracting community:
  - a. Create sub-quotes with ease using the intuitive sub-quote creator. In seven short steps, you can rapidly create a custom sub-quote directed to all subcontractors that bid on the applicable work types. Steps include: provide contact information and sub-quote expiration date, select letting and proposal, add work types and items, specify terms and conditions, upload attachments, and select vendors.
  - b. Create a sub-quote to send to subcontractors or suppliers that lists the items in a proposal that you want quoted
  - c. Create an unlimited number of sub-quotes for items you want quoted, and optionally mark them as a DBE preferred request.
  - d. Add attachments to sub-quotes.
3. View sub-quote requests & responses:
  - a. After logging into the Bid Express service, you can quickly review all of your sub-quote requests and all unsolicited sub-quote requests from subcontractors. To simplify the Small Business Network home screen, sub-quote requests can be hidden with one click if they are not applicable.
  - b. View or receive unsolicited sub-quotes that subcontractors have posted, complete with terms, conditions and pricing.
4. View Record of Subcontractor Outreach Effort:
  - a. For each sub-quote produced, a *Record of Subcontractor Outreach Effort* is generated that shows the response statistics for a particular sub-quote. If accepted by the letting agency, this report may serve as proof of a "Good Faith" effort in reaching out to the DBE community.
  - b. Easily locate pre-qualified and certified small and disadvantaged businesses.
  - c. Advertise to small and disadvantaged businesses more efficiently and cost effectively.
  - d. Document your interactions with subs/DBEs by producing an Outreach Report (may be accepted as proof of DBE outreach at the discretion of each agency).

The Small Business Network help small businesses learn more about opportunities, compete more effectively, network with other contractors and subcontractors, and win more jobs. The DBE will provide free SBN accounts to DBEs when requested. Use [DBE\\_Alert@dot.wi.gov](mailto:DBE_Alert@dot.wi.gov) to request an account. **DBE firms can:**

1. View and reply to sub-quote requests from primes:
  - a. After logging into the Bid Express service, you can quickly review all incoming sub-quote requests and all unsolicited sub-quotes created by your company. Receive notifications by selected work type. To simplify on the Small Business Network home screen, sub-quote requests can be filtered by work types relevant to your interests or hidden with one click if they are not applicable.
2. Select items when responding to sub-quote requests from primes:
  - a. You have the freedom to choose and price any number of items when responding to a sub-quote request. Quantities can be modified, and per-item comments are also available.
  - b. View requests for sub-quotes for work that primes have posted for projects they are bidding, add your pricing, terms, and conditions, and submit completed sub-quotes to the requesting primes. c. Add attachments to a sub-quote.
3. Create and send unsolicited sub-quotes to specific contractors:
  - a. Create unsolicited sub-quotes with ease using the intuitive sub-quote creator. In eight short steps, you can rapidly create a custom sub-quote directed at any number of specific vendors of your choosing. Steps include: provide contact information and sub-quote expiration date, select letting and proposal, add work types and items, specify terms and conditions, upload attachments, and select vendors.
4. Easily select and price items for unsolicited sub-quotes:
  - a. After adding applicable work types, select items that you wish to quote. The extended price calculates automatically, cutting out costly calculation errors. Comments can be provided on a per-item basis as well.
  - b. Create an unsolicited sub-quote that lists the items from a proposal that you want to quote, include pricing, terms and conditions, and send it to selected prime/plan holder.
  - c. Add attachments to a sub-quote.
  - d. Add unsolicited work items to sub-quotes that you are responding to.
5. Easy Access to Valuable Information
  - a. Receive a confirmation that your sub-quote was opened by a prime.
  - b. View Bid Tab Analysis data from past bids, including the high, average and low prices of items.
  - c. View important notices and publications from DOT targeted to small and disadvantaged businesses.
6. Accessing Small Business Network for WisDOT contracting opportunities
  - a. If you are a contractor not yet subscribing to the Bid Express service, go to [www.bidx.com](http://www.bidx.com) and select "Order Bid Express." The Small Business Network is a part of the Bid Express Basic Service.

## Appendix D

### Good Faith Effort Evaluation Measures *by categories referenced in DBE regulations*

Bidders must demonstrate that they took all necessary and reasonable steps to achieve the assigned DBE contract goal. For each contract, all bidders must submit documentation indicating the goal has been met or if falling short of meeting the assigned goal, must request a DBE Goal Waiver and document all efforts employed to secure DBE subcontractor participation on Form DT1202.

DBE staff analyze the bidder's documented good faith efforts to determine if action taken was sufficient to meet the goal. Sufficiency is measured contract-by-contract. WisDOT evaluates active and aggressive efforts, quality, quantity, scope, intensity, and appropriateness of the bidder's efforts as a scale of the principles of Good Faith outlined in 49 CFR Part 26, Appendix A. Additional emphasis is placed on the bidder's demonstration of timely submission of documentation and communication with DBE subcontractors, and business development initiatives undertaken to support DBE firm growth.

The following is a sample of good faith effort activities that are rated according to the accompanying rubric. Contractors are encouraged to identify additional activities that align with their business type(s).

- Personal, tailored solicitation to firms that specialize in work types planned or desired for subcontracting
- Follow up to initial solicitation via email or phone
- Substantive conversation including topics such as contract liability, critical path work items, schedule risks, and potential profit/loss
- SBN utilization including posting quotes
- Review and response to DBE quotes including provision of information about plans, specifications, and requirements as applicable
- Documentation requesting subcontractors support DBE goal by solicitation and inclusion of DBE subcontractor quotes
- Responsive and timely submission of organized documentation
- Analysis of number of DBE firms who do work types that you typically subcontract
- Analysis of number of DBE firms who reside in geographical areas where prime seeks work
- Analysis of firms who express interest in bidding/quoting including the number of firms who declined your solicitation
- Reference check of DBE subcontractor work or training (documentation of questions and response required)
- Number of different efforts undertaken to meet the assigned DBE goal as documented in accompanying Form DT1202
- Submission of all DBE quotes received matched with a variety of work to be performed by DBEs
- Number and names of DBE firms provided written advice, or referral to industry-specific business development resources
- Overall pattern of DBE utilization on all WisDOT contracts which may include contracting with municipalities
- Documentation of resources expended to meet assigned DBE goal (#of hours, staff titles, average pay rate, actions taken)
- Analysis of subcontractable work items to be completed by prime beyond prime contractor's 30%
- Risk analysis of work items that are typically in tied quotes that could be unbundled
- List of contract work items in smallest economically feasible units, identifying schedule impact
- Submission of a Gap Analysis identifying DBE skillset and/or industry needs
- Staff training in EEO and Civil Rights laws as documented in training logs
- Written Capacity Assessment completed with DBE firm documenting its ability to perform the work quoted
- DBE engagement efforts beyond simple solicitation that include a substantive discussion, initiated as early in the acquisition process as possible (*points added for each day prior to letting*)
- Outreach and marketing efforts with minority, women, and veteran-focused organizations at least 10 days prior to bid opening
- Active involvement in WisDOT's Business Development Program, TrANS training, facilitated networking efforts, workshops
- Customized teaching/training efforts for future opportunities with DBE subcontractor, contract specific and/or annually
- Introduction and reference provided for DBE subcontractor to a prime who has not previously contracted with the DBE firm
- Prime utilization of a DBE subcontractor the prime has not contracted with previously
- Written referral/recommendation to bond/insurance agents, manufacturer, supplier
- Documented efforts fostering DBE participation through administrative and/or technical assistance
- Evidence of negotiation with the DBE firm about current and future Let opportunities
- Recommendation of local and state services that support small business and access to opportunity: DOA, SBA, WEDC, WPI, etc.
- Advice on bonding, lines of credit, or insurance as required to complete the items quoted and contract requirements



## GFE Evaluation Rubric – Phase 1 – Initial Review

DT1202	Examples	Rating	OBOEC Feedback
<b>Solicitation Documentation</b>	<p>Identify all reasonable and available activities performed to solicit the interest of all certified DBEs who have capacity and ability to perform work on the project.</p> <p><i>Such as: Updated solicitation letter and email, timely solicitation, and follow-up, and/or utilized various methods to communicate solicitation (ex: letter, email, publication, posting and/or website)</i></p>		
<b>Selected Work Items Documentation</b>	<p>All work items are broken out into economically feasible units to facilitate DBE participation.</p> <p><i>Such as: Selected work items are <u>specific</u> to each proposal and clearly identified in all solicitation(s)</i></p>		
<b>Documentation of Project Information provided to Interested DBEs</b>	<p>Provide interested DBEs with adequate information about the plans, specifications, and any other contractual requirements in a timely manner to assist DBEs in response to solicitation.</p> <p><i>Such as: Project information is clearly identified in all solicitation(s)</i></p>		
<b>Documentation of Negotiation with Interested DBEs</b>	<p>Provide sufficient evidence demonstrating that good faith negotiations took place during the bid letting.</p> <p><i>Such as: Documented attempts with DBEs or on behalf of DBEs to increase DBE participation</i></p>		
<b>Documentation of Sound Reason for Rejecting DBEs</b>	<p>Provide sufficient evidence demonstrating that DBEs are rejected for sound reasons.</p> <p><i>Such as: Detailed and thoughtful analysis that considers both the percentage and dollar difference when rejecting a DBE including past performance, relevant business experience and stability, safety record, business ethic and integrity, technical capacity, and other tangible factors.</i></p>		
<b>Documentation of Assistance to Interested DBEs- bonding, credit, insurance, equipment, supplies/materials</b>	<p>Documented assistance in both solicitation(s) and outreach to DBEs.</p>		
<b>Documentation of Outreach to Minority, Women, and Community organizations and other DBE Business Development Support</b>	<p>Effectively use the services of minority, women, and community organizations as well as contractors' groups, local, state, and federal business assistance offices and organization that provide assistance in recruiting and supporting DBEs, as well participation in activities that support DBE business development.</p> <p><i>Such as: Variety of activities that translate into meaningful DBE participation</i></p>		
<b>Documentation of other GFE activities</b>	<p><i>Such as: Used DT1202 Excel Workbook, Diversity &amp; Inclusion company policy, Mentor-Protégé participant, awarded neutral DBE after bid submission, included company GFE overview/strategy information and/or company website highlights DBE opportunities and participation</i></p>		
<b>Overall Demonstration of GFE</b>			

**GFE EVALUATION RATING LEGEND – PHASE 1 – Initial Review**

Documentation provided by bidder is evaluated and rated on the rubric. Bidders should include activities characterized by the following types of effort:

**ACTIVE & AGGRESSIVE:** Demonstrated through engaged and assertive activity

**QUALITY:** Demonstrated through essential character of conscientious and serious activity

**QUANTITY:** Demonstrated through a measurable number of activities

**SCOPE & INTENSITY:** Demonstrated through a rigorous approach to an appropriate and purposeful range of activities

**TIMING:** Demonstrated through engagement efforts beyond simple solicitation, initiated early in the process

**GFE EVALUATION – PHASE 2 – Team Review****GFE Team completes:**

- Review of activities included on the rubric
- Review of the intent to award and sound reasoning submitted by Prime
- Bid analysis to confirm if any bid submitted met the DBE goal
- Review average of other bidders DBE goal achievement
- Team review of combined efforts documented in Phase 1 and 2 constitute final GFE determination

**Rating Scale:**

- **GFE Approval:**  
**Bona Fide = 6 or more categories color coded green.**  
Genuine effort characterized by sincere and earnest activities – “Solicitation” and “Sound Reasoning” must be green
- **GFE Approval:**  
**Sufficient = 5 or more categories color coded green or yellow**  
Adequate effort documented with a variety of quality activities – “Solicitation” and “Sound Reasoning” must be green or yellow
- **GFE Denial:**  
**Pro Forma efforts = 4 or less categories color coded green or yellow.** Perfunctory effort characterized by routine or superficial activities

**Green = Exceeds expectations**

**Yellow = Meets expectations**

**Red = Areas in need of attention and/or absence of documentation**

**See OBOEC Rubric Analysis Feedback**

Excerpt from Appendix A to 49 CFR Part 26:

V. In determining whether a bidder has made good faith efforts, it is essential to scrutinize its documented efforts. At a minimum, you must review the performance of other bidders in meeting the contract goal. For example, when the apparent successful bidder fails to meet the contract goal, but others meet it, you may reasonably raise the question of whether, with additional efforts, the apparent successful bidder could have met the goal. If the apparent successful bidder fails to meet the goal but meets or exceeds the average DBE participation obtained by other bidders, you may view this, in conjunction with other factors, as evidence of the apparent successful bidder having made good faith efforts. As provided in §26.53(b)(2)(vi), you must also require the contractor to submit copies of each DBE and non-DBE subcontractor quote submitted to the bidder when a non-DBE subcontractor was selected over a DBE for work on the contract to review whether DBE prices were substantially higher; and contact the DBEs listed

<b>GFE RUBRIC ANALYSIS</b>	
OBOEC DECISION	APPROVAL OR DENIAL
Prime Contractor	
Proposal	
Project	
Bid Letting	
DBE Goal Amount	
DBE Goal Amount Achieved	
<b>Bid Analysis</b>	
Goal %	Achieved %
Apparent Low Bidder	%
Bidder B	
Bidder C	
<b>Average of OTHER Bidders (Not including Apparent Low Bidder)</b>	
<b>DBE Quotes Received</b>	
<b>DBE Quotes Awarded</b>	
<b>DBE Quote(s) Rejected</b>	<b>Rejected Quote Analysis</b>
<b>DBE Quote(s) Awarded</b>	<b>Awarded DBE Amount</b>

## Appendix E

### Good Faith Effort Best Practices

This list is not a set of requirements; it is a list of potential strategies

#### Primes

- Prime contractor open houses inviting DBE firms to see the bid “war room” or providing technical assistance.
- Participate in speed networking and mosaic exercises as arranged by DBE office.
- Host information sessions not directly associated with a bid letting.
- Participate in a formal mentor protégé or joint venture with a DBE firm.
- Participate in WisDOT advisory committees i.e. TRANSAC, or Mega Project committee meetings.
- Facilitate a small group DBE ‘training session’ clarifying how your firm prepares for bid letting, evaluates subcontractors, preferred qualifications, and communication methods.
- Encourage subcontractors to solicit and highlight DBE participation in their quotes to you.
- Quality of communication, not quantity creates the best results. Contractors should be thorough in communicating with DBE firms before the bid and provide any assistance requested to assure best possible bid.

#### DBE

- DBE firms should contact primes as soon as possible with questions regarding their quotes or bid; seven days prior is optimal.
- Continually check for contract addendums on the HCCI website through the Thursday prior to letting to stay abreast of changes.
- Review the status of contracts on the HCCI website reviewing the ‘apparent low bidder’ list and bid tabs at a minimum.
- Prepare a portfolio or list of related projects and prime and supplier references; be sure to note transportation related projects of similar size and scope, firm expertise and staffing.
- Participate in DBE office assessment programs.
- Participate on advisory and mega-project committees.
- Sign up to receive the DBE Contracting Update.
- Consider membership in relevant industry or contractor organizations.
- Active participation is a must. Quote as many projects as you can reasonably work on; quoting the primes and bidding as a prime with the Department are the only ways to get work.

## **Appendix F**

### **Good Faith Effort Evaluation Guidance**

#### *Appendix A of 49 CFR Part 26*

I. When, as a recipient, you establish a contract goal on a DOT-assisted contract for procuring construction, equipment, services, or any other purpose, a bidder must, in order to be responsible and/or responsive, make sufficient good faith efforts to meet the goal. The bidder can meet this requirement in either of two ways. First, the bidder can meet the goal, documenting commitments for participation by DBE firms sufficient for this purpose. Second, even if it doesn't meet the goal, the bidder can document adequate good faith efforts. This means that the bidder must show that it took all necessary and reasonable steps to achieve a DBE goal or other requirement of this part which, by their scope, intensity, and appropriateness to the objective, could reasonably be expected to obtain sufficient DBE participation, even if they were not fully successful.

II. In any situation in which you have established a contract goal, Part 26 requires you to use the good faith efforts mechanism of this part. As a recipient, you have the responsibility to make a fair and reasonable judgment whether a bidder that did not meet the goal made adequate good faith efforts. It is important for you to consider the quality, quantity, and intensity of the different kinds of efforts that the bidder has made, based on the regulations and the guidance in this Appendix.

The efforts employed by the bidder should be those that one could reasonably expect a bidder to take if the bidder were actively and aggressively trying to obtain DBE participation sufficient to meet the DBE contract goal. Mere pro forma efforts are not good faith efforts to meet the DBE contract requirements. We emphasize, however, that your determination concerning the sufficiency of the firm's good faith efforts is a judgment call. Determinations should not be made using quantitative formulas.

III. The Department also strongly cautions you against requiring that a bidder meet a contract goal (i.e., obtain a specified amount of DBE participation) in order to be awarded a contract, even though the bidder makes an adequate good faith efforts showing. This rule specifically prohibits you from ignoring bona fide good faith efforts.

IV. The following is a list of types of actions which you should consider as part of the bidder's good faith efforts to obtain DBE participation. It is not intended to be a mandatory checklist, nor is it intended to be exclusive or exhaustive. Other factors or types of efforts may be relevant in appropriate cases.

A. (1) Conducting market research to identify small business contractors and suppliers and soliciting through all reasonable and available means the interest of all certified DBEs that have the capability to perform the work of the contract. This may include attendance at pre-bid and business matchmaking meetings and events, advertising and/or written notices, posting of Notices of Sources Sought and/or Requests for Proposals, written notices or emails to all DBEs listed in the State's directory of transportation firms that specialize in the areas of work desired (as noted in the DBE directory) and which are located in the area or surrounding areas of the project.

(2) The bidder should solicit this interest as early in the acquisition process as practicable to allow the DBEs to respond to the solicitation and submit a timely offer for the subcontract. The bidder should determine with certainty if the DBEs are interested by taking appropriate steps to follow up initial solicitations.

B. Selecting portions of the work to be performed by DBEs in order to increase the likelihood that the DBE goals will be achieved. This includes, where appropriate, breaking out contract work items into economically feasible units (for example, smaller tasks or quantities) to facilitate DBE participation, even when the prime contractor might otherwise prefer to perform these work items with its own forces. This may include, where possible, establishing flexible timeframes for performance and delivery schedules in a manner that encourages and facilitates DBE participation.

C. Providing interested DBEs with adequate information about the plans, specifications, and requirements of the contract in a timely manner to assist them in responding to a solicitation with their offer for the subcontract.

D. (1) Negotiating in good faith with interested DBEs. It is the bidder's responsibility to make a portion of the work available to DBE subcontractors and suppliers and to select those portions of the work or material needs consistent with the available DBE subcontractors and suppliers, so as to facilitate DBE participation. Evidence of such negotiation includes the names, addresses, and telephone numbers of DBEs that were considered; a description of the information provided regarding the plans and specifications for the work selected for subcontracting; and evidence as to why additional Agreements could not be reached for DBEs to perform the work.

(2) A bidder using good business judgment would consider a number of factors in negotiating with subcontractors, including DBE subcontractors, and would take a firm's price and capabilities as well as contract goals into consideration. However, the fact that there may be some additional costs involved in finding and using DBEs is not in itself sufficient reason for a bidder's failure to meet the contract DBE goal, as long as such costs are reasonable. Also, the ability or desire of a prime contractor to perform the work of a contract with its own organization does not relieve the bidder of the responsibility to make good faith efforts. Prime contractors are not, however, required to accept higher quotes from DBEs if the price difference is excessive or unreasonable.

E. (1) Not rejecting DBEs as being unqualified without sound reasons based on a thorough investigation of their capabilities. The contractor's standing within its industry, membership in specific groups, organizations, or associations and political or social affiliations (for example union vs. non-union status) are not legitimate causes for the rejection or non-solicitation of bids in the contractor's efforts to meet the project goal. Another practice considered an insufficient good faith effort is the rejection of the DBE because its quotation for the work was not the lowest received. However, nothing in this paragraph shall be construed to require the bidder or prime contractor to accept unreasonable quotes in order to satisfy contract goals.

(2) A prime contractor's inability to find a replacement DBE at the original price is not alone sufficient to support a finding that good faith efforts have been made to replace the original DBE. The fact that the contractor has the ability and/or desire to perform the contract work with its own forces does not relieve the contractor of the obligation to make good faith efforts to find a replacement DBE, and it is not a sound basis for rejecting a prospective replacement DBE's reasonable quote.

F. Making efforts to assist interested DBEs in obtaining bonding, lines of credit, or insurance as required by the recipient or contractor.

G. Making efforts to assist interested DBEs in obtaining necessary equipment, supplies, materials, or related assistance or services.

H. Effectively using the services of available minority/women community organizations; minority/women contractors' groups; local, State, and Federal minority/women business assistance offices; and other organizations as allowed on a case-by-case basis to provide assistance in the recruitment and placement of DBEs.

V. In determining whether a bidder has made good faith efforts, it is essential to scrutinize its documented efforts. At a minimum, you must review the performance of other bidders in meeting the contract goal. For example, when the apparent successful bidder fails to meet the contract goal, but others meet it, you may reasonably raise the question of whether, with additional efforts, the apparent successful bidder could have met the goal. If the apparent successful bidder fails to meet the goal, but meets or exceeds the average DBE participation obtained by other bidders, you may view this, in conjunction with other factors, as evidence of the apparent successful bidder having made good faith efforts. As provided in §26.53(b)(2)(vi), you must also require the contractor to submit copies of each DBE and non-DBE subcontractor quote submitted to the bidder when a non-DBE subcontractor was selected over a DBE for work on the contract to review whether DBE prices were substantially higher; and contact the DBEs listed on a contractor's solicitation to inquire as to whether they were contacted by the prime. Pro forma mailings to DBEs requesting bids are not alone sufficient to satisfy good faith efforts under the rule.

VI. A promise to use DBEs after contract award is not considered to be responsive to the contract solicitation or to constitute good faith efforts.

[79 FR 59600, Oct. 2, 2014]

## **Appendix G**

### **(SAMPLE) Forms DT1506 and DT1202**



**Official Form DT1506 can be found here:** <https://wisconsin.gov/Documents/formdocs/dt1506.pdf>

**COMMITMENT TO SUBCONTRACT TO DBE**

**Clear**

Wisconsin Department of Transportation

DT1506 12/2021 s.84.06(2) Wis. Stats.  Non-Traditional Project

Project ID: \_\_\_\_\_  
 Proposal #: \_\_\_\_\_

Prime Contractor: \_\_\_\_\_  
 County: \_\_\_\_\_

Letting Date: \_\_\_\_\_  
 Total \$ Value of Prime Contract: \$ \_\_\_\_\_  
 DBE Contract Goal: \_\_\_\_\_ %  
 DBE Goal Achieved: 0.00 %

This contract requires that a specified percentage of the work be subcontracted to a disadvantaged business enterprise and that this information be submitted as described in ASP-3. The submittal of this form with the bid proposal constitutes your DBE commitment. Include Attachment A for DBEs included on commitment.

**This form must be completed and returned for this proposal. See page 2 for instructions.**

1. DBE Firm	2. Work or Items to be subcontracted	3. Supplier Y/N	4. Trucking Only	5. DBE Full Subcontract \$	6. DBE Amount for Credit \$
			O# L#		
			O# L#		
			O# L#		
			O# L#		
			O# L#		
			O# L#		
			O# L#		
			O# L#		
			O# L#		
			O# L#		
			O# L#		
			O# L#		
			O# L#		
			O# L#		
			O# L#		
			O# L#		
			O# L#		
			O# L#		
			O# L#		
			O# L#		
			O# L#		
			O# L#		
			O# L#		
			O# L#		
				\$ 0.00	\$ 0.00

Government Use Only Approved Amounts		
A =	\$	%
V =	\$	%
Total =	\$	%
Signature: _____		
Date: _____		
Good faith effort approved: Yes <input type="checkbox"/> No <input type="checkbox"/>		

\_\_\_\_\_  
 Prime Representative Signature & Date

\_\_\_\_\_  
 DBE Office Signature & Date Approved

**COMMITMENT TO SUBCONTRACT TO DBE  
ATTACHMENT A**

**CONFIRMATION OF PARTICIPATION**

Project I.D.:	Proposal Number:
Letting Date:	

Name of DBE Firm Participating in this Contract:	
Name of the Prime/Subcontractor who hired the DBE Firm: <i>(list all names of tiers if more than one)</i>	
Type of Work or Type of Material Supplied:	
Total Subcontract Value:	Total DBE Credit Value:

<b>FOR PRIME CONTRACTORS ONLY:</b> I certify that I made arrangements with the participating DBE firm to perform the type of work listed or supply the material indicated above for the subcontract value listed above.	Prime Contractor Representative's Signature
	Prime Contractor Representative's Name (Print Name)
	Prime Contractor (Print Company Name)
	Date

<b>FOR PARTICIPATING DBE FIRMS ONLY:</b> I certify that I made arrangements with the Prime Contractor or the Hiring Contractor to perform the type of work or supply the material indicated above for the subcontract value listed above.  <b>FOR DBE TRUCKING FIRMS ONLY:</b> I certify that I will utilize, for DBE credit, only trucks listed on my WisDOT approved Schedule of Owned/Leased Vehicles for DBE Credit form and I will be utilizing the number of trucks as listed below.	Participating DBE Firm Representative's Signature	Date
	Participating DBE Firm Representative's Name (Print Name)	
	Participating DBE Firm (Print Company Name)	
	DBE Firm's Address:	

# Owned Trucks	# Leased Trucks	# DBE-Owned Leased Trucks	# Non-DBE-Owned Leased Trucks

Off site Hauling



**DOCUMENTATION OF GOOD FAITH EFFORT**  
 Wisconsin Department of Transportation  
 DT1202.....3/2020



Project ID *****	Proposal No. *****	Letting *****
Prime Contractor *****		County *****
Person Submitting Document *****		Telephone Number *****
Address *****		Email Address *****

All bidders must undertake necessary and reasonable steps to achieve the assigned DBE contract goal per federal regulatory guidance at 49 CFR Part 26. Bidders use this form to document all efforts employed to meet the assigned goal as a record of contractor good faith efforts (GFE). Refer to ASP3 or 49 CFR Part 26 for guidance on actions that demonstrate good faith effort.

It is critical to list all efforts, attach documentation, and follow the instructions to complete this submission. Documentation of good faith effort includes copies of each DBE and non-DBE subcontractor quote submitted to the bidder for the same line items. Utilize the sample documentation logs to document and organize efforts.

Submit good faith effort documentation per ASP-3 guidelines.

**Instructions:** Provide a narrative description of all activities pursued to demonstrate good faith efforts, any corresponding documentation, and applicable explanation on separate pages. Include the following items, organized in the order listed below.

**1. Solicitation Documentation:**

- a. **Purpose:** To identify all reasonable and available activities the bidder performed to solicit the interest of all certified DBEs who have the capacity and ability to perform work on the project. All solicitation efforts should begin as early as possible to ensure DBEs have ample time to respond and ask questions.
- b. **Action:** Identify and list all activities engaged in to solicit DBEs using all reasonable and available means such as written notice and follow-up communications; substantive conversations; pre-bid meetings; networking events; market research; advertising.

**2. Selected Work Items Documentation:**

- a. **Purpose:** To ensure that all work items are broken out into economically feasible units to facilitate DBE participation. This must occur even when you prefer to perform the work yourself.
- b. **Action:** Identify economically feasible work units to be performed by DBEs to include activities such as: list of work items to be performed; breaking up of large work items into smaller tasks or quantities; flexible time frames for performance and delivery schedules.

**3. Documentation of Project Information provided to Interested DBEs:**

- a. **Purpose:** To provide interested DBEs with adequate information about the plans, specifications, and any other contractual requirements in a timely manner to assist DBEs in response to solicitation.
- b. **Action:** Provide DBEs access to plans, specifications, and other contract requirements. Early solicitation allows ample opportunity to provide project information, links to Let advertisements, and substantive engagement with DBEs.

**4. → Documentation of Negotiation with Interested DBEs:**

**a. → Purpose:** To ensure that negotiations with interested DBEs were made in good faith providing evidence as to why agreements could not be reached for DBEs to perform work.

**b. → Action:** Provide sufficient evidence to demonstrate that good faith negotiations took place. Merely sending out solicitations requesting bids from DBEs does not constitute sufficient good faith efforts. A bidder using good business judgment considers a number of factors in negotiating with all subcontractors, and the firm's price and capabilities in addition to contract goals are taken into consideration. However, the fact that there may be some additional costs involved in finding and using DBEs is not in itself sufficient reason for failing to meet the DBE goal as long as costs are reasonable. (see 49 CFR Part 26 Appendix A)

**5. → Documentation of Sound Reason for Rejecting DBEs:**

**a. → Purpose:** To ensure that bidders avoid rejecting DBEs as unqualified without sound reasons. Reasons for rejection must be based on thorough investigation of DBE capabilities.

**b. → Action:** Provide sufficient evidence to demonstrate that DBE was rejected for sound reasons such as past performance, relevant business experience and stability, safety record, business ethic and integrity, technical capacity, other tangible factors.

**6. → Documentation of Assistance to Interested DBEs - Bonding, Credit, Insurance, Equipment, Supplies/Materials:**

**a. → Purpose:** To assist interested DBEs in obtaining bonds, lines of credit, insurance, equipment, supplies, materials, and other assistance or services.

**b. → Action:** Assist interested DBEs in obtaining bonding, lines of credit or insurance, and provide technical assistance or information related to plans, specifications, and project requirements. Assist DBEs in obtaining equipment, supplies, materials or other services related to meeting project requirements (excluding supplies or equipment the DBE purchases from the prime).

**7. → Documentation of outreach to Minority, Women, and Community Organizations and other DBE Business Development Support:**

**a. → Purpose:** To effectively use the services of minority, women, and community organizations as well as contractors' groups, local, state, and federal business assistance offices and organization that provide assistance in recruiting and supporting DBEs, as well as participation in activities that support DBE business development.

**b. → Action:** Contact organizations and agencies for assistance in contacting, recruiting, and providing support to DBE subcontractors, suppliers, manufacturers, and truckers at least 14 days before bid opening. Participate in or host activities such as networking events, mentor-protégé programs, small business development workshops, and others consistent with DBE support.

Return to:  
Wisconsin Department of Transportation  
DBE Program Office  
PO Box 7965  
Madison, WI 53707-7965  
DBE\_Alert@dot.wi.gov

I certify that I have utilized comprehensive good faith efforts to solicit and utilize DBE firms to meet the DBE participation requirements of this contract proposal, as demonstrated by my responses and as specified in Additional Special Provision 3 (ASP-3).

I certify that the information given in the Documentation of Good Faith Efforts is true and correct to the best of my knowledge and belief.

I further understand that any willful falsification, fraudulent statement, or misrepresentation will result in appropriate sanctions, which may involve debarment and/or prosecution under applicable state (Trans 504) and Federal laws.

		(Bidder/Authorized Representative Signature)
		*****
		(Print Name)
		*****
		(Title)

### Good-Faith-Effort--Sample-Documentation-Logs

The sample logs below are provided as guides rather than exhaustive list. See ASP3, Appendix A for additional examples of demonstrable good faith efforts. Attach documentation for each activity listed.

Acceptable forms of documentation include copies of solicitations sent to DBEs, notes from substantive conversations and negotiations with DBEs, copies of advertisements placed, email communications, all quotes received from DBEs and from all subcontractors who were considered alongside DBE quotes, proof of attendance at applicable networking events; flyers for events or workshops for DBEs offered by the prime, and other physical records of good faith efforts activities.

#### SOLICITATION LOG

Date	Activity	Name of DBE Solicited	Follow-up
4/1/2020	Sent May Let solicitation	Winterland Electric	Spoke with Mark Winterland on 4/15/20 to ask if he would quote.

#### SELECTED WORK ITEMS SOLICITED LOG

Work Type	DBE Firm	Contact Person	Date	Contact Mode
Pavement Marking	ABC Marking	Leslie Lynch	4/1/2020	Email; phone
	#1 Marking Co.	Mark Smart	4/1/2020	Email; left VM
Electrical	Winterland Electric	Tabitha Tinker	4/3/2020	Email; left VM
	Superstar Wiring	Jose Huascar	4/3/2020	Email; phone

#### INFORMATION PROVIDED LOG

Request Date	DBE Firm	Information Requested & Provided	Response Date
4/1/2020	Winterland Electric	Requested info on electrical requirements; provided plan and link to specs	4/3/2020
4/21/2020	Absolute Construction	Wanted to know how and when supplies are paid for by WisDOT; referred to spec that covers stockpiling	4/21/2020

#### NEGOTIATIONS LOG

Date	DBE Firm	Contact Name	Work Type	Quotes Rec'd?	Considered for project?	If not selected, why?
4/12/2020	ABC Landscape	John Dean	Erosion Control	Yes	No	Cannot perform all items
4/17/2020	Wild Ferns	Sandy Lynn	Erosion Control	Yes	Yes	
4/20/2020	#1 Marking	Mark Smart	Electrical	Yes	Yes	

#### ASSISTANCE LOG

Date	DBE Firm	Contact Person	Assistance Provided
4/1/2020	ABC Sawing	Jackie Swiggle	Informed DBE on how to obtain bonding
4/17/2020	Supreme Construction	Winston Walters	Provided contact for wholesale supply purchase

#### OUTREACH & BUSINESS DEVELOPMENT LOG

Date	Agency/Organization Contacted	Contact Person	Assistance Requested
4/1/2020	Women in Construction	LaTonya Klein	Contact information for woman-owned suppliers
4/28/2020	WBIC	Sam Smith	Asked for information to provide to DBE regarding financing programs through WBIC

Official Form DT1202 can be found here: <https://wisconsin.gov/pages/global-footer/formdocs/default.aspx>

## **ADDITIONAL SPECIAL PROVISION 4**

This special provision does not limit the right of the department, prime contractor, or subcontractors at any tier to withhold payment for work not acceptably completed or work subject to an unresolved contract dispute.

### **Payment to First-Tier Subcontractors**

Within 10 calendar days of receiving a progress payment for work completed by a subcontractor, pay the subcontractor for that work. The prime contractor may withhold payment to a subcontractor if, within 10 calendar days of receipt of that progress payment, the prime contractor provides written notification to the subcontractor and the department documenting "just cause" for withholding payment.

The prime contractor is not allowed to withhold retainage from payments due subcontractors.

### **Payment to Lower-Tier Subcontractors**

Ensure that subcontracting agreements at all tiers provide prompt payment rights to lower-tier subcontractors that parallel those granted first-tier subcontractors in this provision.

### **Acceptance and Final Payment**

Within 30 calendar days of receiving the semi-final estimate from the department, submit written certification that subcontractors at all tiers are paid in full for acceptably completed work.

## ADDITIONAL SPECIAL PROVISIONS 5 FUEL COST ADJUSTMENT

### A Description

Fuel Cost Adjustments will be applied to partial and final payments for work items categorized in Section B as a payment to the contractor or a credit to the department. ASP-5 shall not apply to any force account work.

### B Categories of Work Items

The following items and Fuel Usage Factors shall be used to determine Fuel Cost Adjustments:

(1) Earthwork.		Unit	Gal. Fuel Per Unit
205.0100	Excavation Common	CY	0.23
205.0200	Excavation Rock	CY	0.39
205.0400	Excavation Marsh	CY	0.29
208.0100	Borrow	CY	0.23
208.1100	Select Borrow	CY	0.23
209.1100	Backfill Granular Grade 1	CY	0.23
209.1500	Backfill Granular Grade 1	Ton	0.115
209.2100	Backfill Granular Grade 2	CY	0.23
209.2500	Backfill Granular Grade 2	Ton	0.115
350.0102	Subbase	CY	0.28
350.0104	Subbase	Ton	0.14
350.0115	Subbase 6-Inch	SY	0.05
350.0120	Subbase 7-Inch	SY	0.05
350.0125	Subbase 8-Inch	SY	0.06
350.0130	Subbase 9-Inch	SY	0.07
350.0135	Subbase 10-Inch	SY	0.08
350.0140	Subbase 11-Inch	SY	0.09
350.0145	Subbase 12-Inch	SY	0.09



**C Fuel Index**

A Current Fuel Index (CFI) in dollars per gallon will be established by the Department of Transportation for each month. The CFI will be the price of No. 2 fuel oil, as reported in U.S. Oil Week, using the first issue dated that month. The CFI will be the average of prices quoted for Green Bay, Madison, Milwaukee and Minneapolis.

The base Fuel Index (BFI) for this contract is \$3.90 per gallon.

**D Computing the Fuel Cost Adjustment**

The engineer will compute the ratio CFI/BFI each month. If the ratio falls between 0.85 and 1.15, inclusive, no fuel adjustment will be made for that month. If the ratio is less than 0.85 a credit to the department will be computed. If the ratio is greater than 1.15 additional payment to the contractor will be computed. Credit or additional payment will be computed as follows:

- (1) The engineer will estimate the quantity of work done in that month under each of the contract items categorized in Section B.
- (2) The engineer will compute the gallons of fuel used in that month for each of the contract items categorized in Section B by applying the unit fuel usage factors shown in Section B.
- (3) The engineer will summarize the total gallons (Q) of fuel used in that month for the items categorized in Section B.
- (4) The engineer will determine the Fuel Cost Adjustment credit or payment from the following formula:

$$FA = \left( \frac{CFI}{BFI} - 1 \right) \times Q \times BFI$$

(plus is payment to contractor; minus is credit to the department)

Where	FA	=	Fuel Cost Adjustment (plus or minus)
	CFI	=	Current Fuel Index
	BFI	=	Base Fuel Index
	Q	=	Monthly total gallons of fuel

**E Payment**

A Fuel Cost Adjustment credit to the department will be deducted as a dollar amount each month from any sums due to the contractor. A Fuel Cost Adjustment payment to the contractor will be made as a dollar amount each month.

Upon completion of the work under the contract, any difference between the estimated quantities and the final quantities will be determined. An average CFI, calculated by averaging the CFI for all months that fuel cost adjustment was applied, will be applied to the quantity differences. The average CFI shall be applied in accordance with the procedure set forth in Section D.

**Additional Special Provision 6**

**ASP 6 - Modifications to the standard specifications**

*Make the following revisions to the standard specifications:*

**416.2.4 Concrete Pavement Repair and Replacement**

*Replace the entire text with the following effective with the November 2022 letting:*

- (1) Except as specified in 416.3.6 for inlaid rumble strips, use grade C concrete as specified in 501.
- (2) The engineer will allow the contractor to open to construction and public traffic when the concrete reaches 2000 psi.

**416.2.5 Special High Early Strength Concrete Pavement Repair and Replacement**

**416.2.5.1 Composition and Proportioning of Concrete**

*Replace paragraph one with the following effective with the November 2022 letting:*

- (1) For the concrete mixture, use a minimum of 846 pounds of cementitious material per cubic yard of concrete. The engineer will allow the contractor to open to construction and public traffic when the concrete reaches 2000 psi. The contractor may add one or a combination of admixtures to the ingredients or to the mixture in order to obtain the required minimum strength and required air content. Do not retemper the concrete mixture.

**455.2.4.3 Emulsified Asphalts**

*Replace paragraph one with the following effective with the November 2022 letting:*

- (1) Furnish material conforming, before dilution, to the following:
    - Anionic emulsified asphalts<sup>[1]</sup>..... AASHTO M140
    - Cationic emulsified asphalts<sup>[1]</sup> ..... AASHTO M208
    - Polymer-modified cationic emulsified asphalts ..... AASHTO M316
- <sup>[1]</sup> Non-tracking emulsified asphalts shall conform to TABLE 455-1 for the type and grade specified.

**TABLE 455-1 Requirements for Non-Tracking Emulsified Asphalt**

PRODUCT	ANTT	CNTT
Saybolt Viscosity at 77°F (25°C), (AASHTO T 59), SFS	15-100	15-100
Paddle Viscosity at 77°F (25°C), (AASHTO T 382), cPs <sup>[1]</sup>	30-200	30-200
Storage Stability Test, 24 hr, (AASHTO T 59), %	1 max	1 max
Residue by Distillation, 500 ± 10 °F (260 ± 5 °C), or Residue by Evaporation, 325 ± 5 °F (163 ± 3 °C), (AASHTO T 59), %	50 min	50 min
Sieve Test, No. 20 (850 µm), (AASHTO T 59), %	0.3	0.3
Penetration at 77°F (25°C), 100 g, 5 sec, (AASHTO T 49), dmm	10-40	10-40
Ash Content, (AASHTO T 111), %	1 max	1 max
Solubility in Trichlorethylene Test, (AASHTO T 44) <sup>[2]</sup>	97.5% min	97.5% min

<sup>[1]</sup> Paddle Viscosity (AASHTO T 382) may be run in lieu of Saybolt Viscosity (AASHTO T 59).  
<sup>[2]</sup> The solubility in Trichlorethylene test (AASHTO T 44) may be run in lieu of Ash Content (AASHTO T 111).

**455.2.5 Tack Coat**

*Replace paragraph one with the following effective with the November 2022 letting:*

- (1) Under the Tack Coat bid item, furnish type SS-1h, CSS-1h, QS-1h, CQS-1h, ANTT, CNTT, or modified emulsified asphalt with an “h” suffix, unless the contract specifies otherwise.

**710.5.7 Corrective Action**

**710.5.7.1 Optimized Aggregate Gradations**

*Replace paragraph one with the following effective with the November 2022 letting:*

- (1) If the contractor's 4-point running average or a department test result of the volumetric percent retained exceeds the tarantula curve limits by less than or equal to 1.0 percent on a single sieve size, notify the other party immediately and do one of the following:
  - Perform corrective action documented in the QC plan or as the engineer approves. Continue with the following:
    1. Document and provide corrective action results to the engineer as soon as they are available.
    2. Department will conduct two tests within the next business day after corrective action is complete.
      - If blended aggregate gradations are within the tarantula curve limits by the second department test:
        - Continue with concrete production.
        - Include a break in the 4-point running average.
        - For Class I Pavements: The department will discontinue reduced frequency testing and will test at a frequency of 1 test per placement day. Once 5 consecutive samples are passing at the 1 test per placement day frequency, the reduced frequency testing will be reapplied.
      - If blended aggregate gradations are not within the tarantula curve limits by the second department test and the contract requires an optimized aggregate gradation mix under 501.2.7.4.2.1(2), stop concrete production and submit a new optimized aggregate gradation mix design.
      - If blended aggregate gradations are not within the tarantula curve limits by the second department test and the contract does not require an optimized aggregate gradation mix under 501.2.7.4.2.1(2), stop concrete production and submit either a new optimized aggregate gradation mix design or a combined aggregate gradation mix design.
  - Submit a new optimized aggregate gradation mix design and perform the following:
    1. Restart control charts for the new mix design.
    2. Amend contractor Quality Control Plan

**715.5 Payment**

*Replace the entire text with the following effective with the November 2022 letting:*

**715.5.1 General**

- (1) The department will pay incentive for concrete strength under the following bid items:

<u>ITEM NUMBER</u>	<u>DESCRIPTION</u>	<u>UNIT</u>
715.0502	Incentive Strength Concrete Structures	DOL
715.0603	Incentive Strength Concrete Barrier	DOL
715.0715	Incentive Flexural Strength Concrete Pavement	DOL
715.0720	Incentive Compressive Strength Concrete Pavement	DOL

- (2) Incentive payment may be more or less than the amount the schedule of items shows.
- (3) The department will administer disincentives for strength under the Disincentive Strength Concrete Structures, Disincentive Strength Concrete Barrier, Disincentive Flexural Strength Concrete Pavement, and Disincentive Compressive Strength Concrete Pavement, administrative items.
- (4) The department will adjust pay for each lot using PWL of the 28-day subplot average strengths for that lot. The department will measure PWL relative to strength lower specification limits as follows:
  - Compressive strength of 3700 psi for pavements.
  - Flexural strength of 650 psi for pavements.
  - Compressive strength of 4000 psi for structures and barrier.
- (5) The department will not pay a strength incentive for concrete that is nonconforming in another specified property, for ancillary concrete accepted based on tests of class I concrete, or for high early strength concrete unless placed in pavement gaps as allowed under 715.3.1.2.2.
- (6) Submit test results to the department electronically using MRS software. The department will verify contractor data before determining pay adjustments.
- (7) All coring and testing costs under 715.3.2.2 including filling core holes and providing traffic control during coring are incidental to the contract.

**715.5.2 Pavements**

**715.5.2.1 Compressive**

- (1) The department will adjust pay for each lot using equation “QMP 3.01” as follows:

Percent within Limits (PWL)	Pay Adjustment (dollars per square yard)
>= 95 to 100	$(0.1 \times \text{PWL}) - 9.5$
>= 85 to < 95	0
>= 30 to < 85	$(1.5/55 \times \text{PWL}) - 127.5/55$
< 30	-1.50

- (2) The department will not pay incentive if the lot standard deviation is greater than 400 psi compressive.
- (3) For lots with a full battery of QC tests at less than 4 locations, there is no incentive, but the department will assess a disincentive based on the individual subplot average strengths. The department will reduce pay for sublots with an average strength below 3700 psi compressive by \$1.50 per square yard.
- (4) For integral shoulder pavement and pavement gaps accepted using tests from the adjacent travel lane, the department will adjust pay using strength results of the travel lane for integrally placed concrete shoulders and pavement gaps regardless of mix design and placement method, included in a lane-foot lot.

**715.5.2.2 Flexural**

- (1) The department will adjust pay for each lot using equation “QMP 6.02” as follows:

Percent within Limits (PWL)	Pay Adjustment (dollars per square yard)
>= 95 to 100	$(0.2 \times \text{PWL}) - 19$
>= 85 to < 95	0
>= 50 to < 85	$(2.0/35 \times \text{PWL}) - 170/35$
< 50	-2.00

- (2) The department will not pay incentive if the lot standard deviation is greater than 60 psi flexural.
- (3) For lots with a full battery of QC tests at less than 4 locations, there is no incentive, but the department will assess a disincentive based on the individual subplot average strengths. The department will reduce pay for sublots with an average strength below 650 psi flexural by \$2.00 per square yard.
- (4) For integral shoulder pavement and pavement gaps accepted using tests from the adjacent travel lane, the department will adjust pay using strength results of the travel lane for integrally placed concrete shoulders and pavement gaps regardless of mix design and placement method, included in a lane-foot lot.

**715.5.3 Structures and Cast-in-Place Barrier**

- (1) The department will adjust pay for each lot using equation “QMP 2.01” as follows:

Percent within Limits (PWL)	Pay Adjustment (dollars per square yard)
>= 99 to 100	10
>= 90 to < 99	0
>= 50 to < 90	$(7/8 \times \text{PWL}) - 78.75$
< 50	-35

- (2) The department will not pay incentive if the lot standard deviation is greater than 350 psi.
- (3) For lots with less than 4 sublots, there is no incentive, but the department will assess a disincentive based on the individual subplot average strengths. The department will reduce pay for sublots with an average strength below 4000 psi by \$35 per cubic yard.

## ADDITIONAL SPECIAL PROVISION 7

### A. Reporting 1<sup>st</sup> Tier and DBE Payments During Construction

1. Comply with reporting requirements specified in the department's Civil Rights Compliance, Contractor's User Manual, Sublets and Payments.
2. Report payments to all DBE firms within 10 calendar days of receipt of a progress payment by the department or a contractor for work performed, materials furnished, or materials stockpiled by a DBE firm. Report the payment as specified in A(1) for all work satisfactorily performed and for all materials furnished or stockpiled.
3. Report payments to all first tier subcontractor relationships within 10 calendar days of receipt of a progress payment by the department for work performed. Report the payment as specified in A(1) for all work satisfactorily performed.
4. All tiers shall report payments as necessary to comply with the DBE payment requirement as specified in A(2).
5. DBE firms must enter all payments to DBE and non-DBE firms regardless of tier.
6. Require all first tier relationships, DBE firms and all other tier relationships necessary to comply with the DBE payment requirement in receipt of a progress payment by contractor to acknowledge receipt of payment as specified in A(1), (2), (3) and (4).
7. All agreements made by a contractor shall include the provisions in A(1), (2), (3), (4), (5), and (6), and shall be binding on all first tier subcontractor relationships, all contractors and subcontractors utilizing DBE firms on the project, and all payments from DBE firms.

### B. Costs for conforming to this special provision are incidental to the contract.

NOTE: CRCS Prime Contractor payment is currently not automated and will need to be manually loaded into the Civil Rights Compliance System. Copies of prime contractor payments received (check or ACH) will have to be forwarded to [paul.ndon@dot.wi.gov](mailto:paul.ndon@dot.wi.gov) within 5 days of payment receipt to be logged manually.

\*\*\*Additionally, for information on Subcontractor Sublet assignments, Subcontractor Payments and Payment Tracking, please refer to the CRCS Payment and Sublets manual at:

<https://wisconsindot.gov/Documents/doing-bus/civil-rights/labornwage/crcs-payments-sublets-manual.pdf>

## **ADDITIONAL SPECIAL PROVISION 9**

### **Electronic Certified Payroll or Labor Data Submittal**

- (1) Use the department's Civil Rights Compliance System (CRCS) to electronically submit certified payroll reports for contracts with federal funds and labor data for contracts with state funds only. Details are available online through the department's highway construction contractor information (HCCI) site on the Labor, Wages, and EEO Information page at:  
<https://wisconsindot.gov/Pages/doing-bus/civil-rights/labornwage/default.aspx>
- (2) Ensure that all tiers of subcontractors, including all trucking firms, either submit their weekly certified payroll reports (contracts with federal funds) or labor data (contracts with state funds only) electronically through CRCS. These payrolls or labor data are due within seven calendar days following the close of the payroll period. Every firm providing physical labor towards completing the project is a subcontractor under this special provision.
- (3) Upon receipt of contract execution, promptly make all affected firms aware of the requirements under this special provision and arrange for them to receive CRCS training as they are about to begin their submittals. The department will provide training either in a classroom setting at one of our regional offices or by telephone. Contact Paul Ndon at (414) 438-4584 to schedule the training.
- (4) The department will reject all paper submittals for information required under this special provision. All costs for conforming to this special provision are incidental to the contract.
- (5) Firms wishing to export payroll/labor data from their computer system into CRCS should have their payroll coordinator contact Paul Ndon at [paul.ndon@dot.wi.gov](mailto:paul.ndon@dot.wi.gov). Not every contractor's payroll system is capable of producing export files. For details, see Section 4.8 CPR Auto Submit (Data Mapping) on pages 49-50; 66-71 of the CRCS Payroll Manual at:  
<https://wisconsindot.gov/Documents/doing-bus/civil-rights/labornwage/crcs-payroll-manual.pdf>

**REQUIRED CONTRACT PROVISIONS  
FEDERAL-AID CONSTRUCTION CONTRACTS**

- I. General
- II. Nondiscrimination
- III. Non-segregated Facilities
- IV. Davis-Bacon and Related Act Provisions
- V. Contract Work Hours and Safety Standards Act Provisions
- VI. Subletting or Assigning the Contract
- VII. Safety: Accident Prevention
- VIII. False Statements Concerning Highway Projects
- IX. Implementation of Clean Air Act and Federal Water Pollution Control Act
- X. Certification Regarding Debarment, Suspension, Ineligibility and Voluntary Exclusion
- XI. Certification Regarding Use of Contract Funds for Lobbying
- XII. Use of United States-Flag Vessels:

**ATTACHMENTS**

A. Employment and Materials Preference for Appalachian Development Highway System or Appalachian Local Access Road Contracts (included in Appalachian contracts only)

**I. GENERAL**

1. Form FHWA-1273 must be physically incorporated in each construction contract funded under title 23, United States Code, as required in 23 CFR 633.102(b) (excluding emergency contracts solely intended for debris removal). The contractor (or subcontractor) must insert this form in each subcontract and further require its inclusion in all lower tier subcontracts (excluding purchase orders, rental agreements and other agreements for supplies or services). 23 CFR 633.102(e).

The applicable requirements of Form FHWA-1273 are incorporated by reference for work done under any purchase order, rental agreement or agreement for other services. The prime contractor shall be responsible for compliance by any subcontractor, lower-tier subcontractor or service provider. 23 CFR 633.102(e).

Form FHWA-1273 must be included in all Federal-aid design-build contracts, in all subcontracts and in lower tier subcontracts (excluding subcontracts for design services, purchase orders, rental agreements and other agreements for supplies or services) in accordance with 23 CFR 633.102. The design-builder shall be responsible for compliance by any subcontractor, lower-tier subcontractor or service provider.

Contracting agencies may reference Form FHWA-1273 in solicitation-for-bids or request-for-proposals documents, however, the Form FHWA-1273 must be physically incorporated (not referenced) in all contracts, subcontracts and lower-tier subcontracts (excluding purchase orders, rental agreements and other agreements for supplies or services related to a construction contract). 23 CFR 633.102(b).

2. Subject to the applicability criteria noted in the following sections, these contract provisions shall apply to all work

performed on the contract by the contractor's own organization and with the assistance of workers under the contractor's immediate superintendence and to all work performed on the contract by piecework, station work, or by subcontract. 23 CFR 633.102(d).

3. A breach of any of the stipulations contained in these Required Contract Provisions may be sufficient grounds for withholding of progress payments, withholding of final payment, termination of the contract, suspension / debarment or any other action determined to be appropriate by the contracting agency and FHWA.

4. Selection of Labor: During the performance of this contract, the contractor shall not use convict labor for any purpose within the limits of a construction project on a Federal-aid highway unless it is labor performed by convicts who are on parole, supervised release, or probation. 23 U.S.C. 114(b). The term Federal-aid highway does not include roadways functionally classified as local roads or rural minor collectors. 23 U.S.C. 101(a).

**II. NONDISCRIMINATION** (23 CFR 230.107(a); 23 CFR Part 230, Subpart A, Appendix A; EO 11246)

The provisions of this section related to 23 CFR Part 230, Subpart A, Appendix A are applicable to all Federal-aid construction contracts and to all related construction subcontracts of \$10,000 or more. The provisions of 23 CFR Part 230 are not applicable to material supply, engineering, or architectural service contracts.

In addition, the contractor and all subcontractors must comply with the following policies: Executive Order 11246, 41 CFR Part 60, 29 CFR Parts 1625-1627, 23 U.S.C. 140, Section 504 of the Rehabilitation Act of 1973, as amended (29 U.S.C. 794), Title VI of the Civil Rights Act of 1964, as amended (42 U.S.C. 2000d et seq.), and related regulations including 49 CFR Parts 21, 26, and 27; and 23 CFR Parts 200, 230, and 633.

The contractor and all subcontractors must comply with: the requirements of the Equal Opportunity Clause in 41 CFR 60-1.4(b) and, for all construction contracts exceeding \$10,000, the Standard Federal Equal Employment Opportunity Construction Contract Specifications in 41 CFR 60-4.3.

Note: The U.S. Department of Labor has exclusive authority to determine compliance with Executive Order 11246 and the policies of the Secretary of Labor including 41 CFR Part 60, and 29 CFR Parts 1625-1627. The contracting agency and the FHWA have the authority and the responsibility to ensure compliance with 23 U.S.C. 140, Section 504 of the Rehabilitation Act of 1973, as amended (29 U.S.C. 794), and Title VI of the Civil Rights Act of 1964, as amended (42 U.S.C. 2000d et seq.), and related regulations including 49 CFR Parts 21, 26, and 27; and 23 CFR Parts 200, 230, and 633.

The following provision is adopted from 23 CFR Part 230, Subpart A, Appendix A, with appropriate revisions to conform to the U.S. Department of Labor (US DOL) and FHWA requirements.

**1. Equal Employment Opportunity:** Equal Employment Opportunity (EEO) requirements not to discriminate and to take affirmative action to assure equal opportunity as set forth under laws, executive orders, rules, regulations (see 28 CFR Part 35, 29 CFR Part 1630, 29 CFR Parts 1625-1627, 41 CFR Part 60 and 49 CFR Part 27) and orders of the Secretary of Labor as modified by the provisions prescribed herein, and imposed pursuant to 23 U.S.C. 140, shall constitute the EEO and specific affirmative action standards for the contractor's project activities under this contract. The provisions of the Americans with Disabilities Act of 1990 (42 U.S.C. 12101 et seq.) set forth under 28 CFR Part 35 and 29 CFR Part 1630 are incorporated by reference in this contract. In the execution of this contract, the contractor agrees to comply with the following minimum specific requirement activities of EEO:

a. The contractor will work with the contracting agency and the Federal Government to ensure that it has made every good faith effort to provide equal opportunity with respect to all of its terms and conditions of employment and in their review of activities under the contract. 23 CFR 230.409 (g)(4) & (5).

b. The contractor will accept as its operating policy the following statement:

"It is the policy of this Company to assure that applicants are employed, and that employees are treated during employment, without regard to their race, religion, sex, sexual orientation, gender identity, color, national origin, age or disability. Such action shall include: employment, upgrading, demotion, or transfer; recruitment or recruitment advertising; layoff or termination; rates of pay or other forms of compensation; and selection for training, including apprenticeship, pre-apprenticeship, and/or on-the-job training."

**2. EEO Officer:** The contractor will designate and make known to the contracting officers an EEO Officer who will have the responsibility for and must be capable of effectively administering and promoting an active EEO program and who must be assigned adequate authority and responsibility to do so.

**3. Dissemination of Policy:** All members of the contractor's staff who are authorized to hire, supervise, promote, and discharge employees, or who recommend such action or are substantially involved in such action, will be made fully cognizant of and will implement the contractor's EEO policy and contractual responsibilities to provide EEO in each grade and classification of employment. To ensure that the above agreement will be met, the following actions will be taken as a minimum:

a. Periodic meetings of supervisory and personnel office employees will be conducted before the start of work and then not less often than once every six months, at which time the contractor's EEO policy and its implementation will be reviewed and explained. The meetings will be conducted by the EEO Officer or other knowledgeable company official.

b. All new supervisory or personnel office employees will be given a thorough indoctrination by the EEO Officer, covering all major aspects of the contractor's EEO obligations within thirty days following their reporting for duty with the contractor.

c. All personnel who are engaged in direct recruitment for the project will be instructed by the EEO Officer in the contractor's procedures for locating and hiring minorities and women.

d. Notices and posters setting forth the contractor's EEO policy will be placed in areas readily accessible to employees, applicants for employment and potential employees.

e. The contractor's EEO policy and the procedures to implement such policy will be brought to the attention of employees by means of meetings, employee handbooks, or other appropriate means.

**4. Recruitment:** When advertising for employees, the contractor will include in all advertisements for employees the notation: "An Equal Opportunity Employer." All such advertisements will be placed in publications having a large circulation among minorities and women in the area from which the project work force would normally be derived.

a. The contractor will, unless precluded by a valid bargaining agreement, conduct systematic and direct recruitment through public and private employee referral sources likely to yield qualified minorities and women. To meet this requirement, the contractor will identify sources of potential minority group employees and establish with such identified sources procedures whereby minority and women applicants may be referred to the contractor for employment consideration.

b. In the event the contractor has a valid bargaining agreement providing for exclusive hiring hall referrals, the contractor is expected to observe the provisions of that agreement to the extent that the system meets the contractor's compliance with EEO contract provisions. Where implementation of such an agreement has the effect of discriminating against minorities or women, or obligates the contractor to do the same, such implementation violates Federal nondiscrimination provisions.

c. The contractor will encourage its present employees to refer minorities and women as applicants for employment. Information and procedures with regard to referring such applicants will be discussed with employees.

**5. Personnel Actions:** Wages, working conditions, and employee benefits shall be established and administered, and personnel actions of every type, including hiring, upgrading, promotion, transfer, demotion, layoff, and termination, shall be taken without regard to race, color, religion, sex, sexual orientation, gender identity, national origin, age or disability. The following procedures shall be followed:

a. The contractor will conduct periodic inspections of project sites to ensure that working conditions and employee facilities do not indicate discriminatory treatment of project site personnel.

b. The contractor will periodically evaluate the spread of wages paid within each classification to determine any evidence of discriminatory wage practices.

c. The contractor will periodically review selected personnel actions in depth to determine whether there is evidence of discrimination. Where evidence is found, the contractor will promptly take corrective action. If the review indicates that the discrimination may extend beyond the actions reviewed, such corrective action shall include all affected persons.

d. The contractor will promptly investigate all complaints of alleged discrimination made to the contractor in connection with its obligations under this contract, will attempt to resolve such complaints, and will take appropriate corrective action



within a reasonable time. If the investigation indicates that the discrimination may affect persons other than the complainant, such corrective action shall include such other persons. Upon completion of each investigation, the contractor will inform every complainant of all of their avenues of appeal.

#### **6. Training and Promotion:**

a. The contractor will assist in locating, qualifying, and increasing the skills of minorities and women who are applicants for employment or current employees. Such efforts should be aimed at developing full journey level status employees in the type of trade or job classification involved.

b. Consistent with the contractor's work force requirements and as permissible under Federal and State regulations, the contractor shall make full use of training programs (i.e., apprenticeship and on-the-job training programs for the geographical area of contract performance). In the event a special provision for training is provided under this contract, this subparagraph will be superseded as indicated in the special provision. The contracting agency may reserve training positions for persons who receive welfare assistance in accordance with 23 U.S.C. 140(a).

c. The contractor will advise employees and applicants for employment of available training programs and entrance requirements for each.

d. The contractor will periodically review the training and promotion potential of employees who are minorities and women and will encourage eligible employees to apply for such training and promotion.

**7. Unions:** If the contractor relies in whole or in part upon unions as a source of employees, the contractor will use good faith efforts to obtain the cooperation of such unions to increase opportunities for minorities and women. 23 CFR 230.409. Actions by the contractor, either directly or through a contractor's association acting as agent, will include the procedures set forth below:

a. The contractor will use good faith efforts to develop, in cooperation with the unions, joint training programs aimed toward qualifying more minorities and women for membership in the unions and increasing the skills of minorities and women so that they may qualify for higher paying employment.

b. The contractor will use good faith efforts to incorporate an EEO clause into each union agreement to the end that such union will be contractually bound to refer applicants without regard to their race, color, religion, sex, sexual orientation, gender identity, national origin, age, or disability.

c. The contractor is to obtain information as to the referral practices and policies of the labor union except that to the extent such information is within the exclusive possession of the labor union and such labor union refuses to furnish such information to the contractor, the contractor shall so certify to the contracting agency and shall set forth what efforts have been made to obtain such information.

d. In the event the union is unable to provide the contractor with a reasonable flow of referrals within the time limit set forth in the collective bargaining agreement, the contractor will, through independent recruitment efforts, fill the employment vacancies without regard to race, color, religion, sex, sexual orientation, gender identity, national origin, age, or disability; making full efforts to obtain qualified and/or qualifiable minorities and women. The failure of a union to provide

sufficient referrals (even though it is obligated to provide exclusive referrals under the terms of a collective bargaining agreement) does not relieve the contractor from the requirements of this paragraph. In the event the union referral practice prevents the contractor from meeting the obligations pursuant to Executive Order 11246, as amended, and these special provisions, such contractor shall immediately notify the contracting agency.

**8. Reasonable Accommodation for Applicants / Employees with Disabilities:** The contractor must be familiar with the requirements for and comply with the Americans with Disabilities Act and all rules and regulations established thereunder. Employers must provide reasonable accommodation in all employment activities unless to do so would cause an undue hardship.

**9. Selection of Subcontractors, Procurement of Materials and Leasing of Equipment:** The contractor shall not discriminate on the grounds of race, color, religion, sex, sexual orientation, gender identity, national origin, age, or disability in the selection and retention of subcontractors, including procurement of materials and leases of equipment. The contractor shall take all necessary and reasonable steps to ensure nondiscrimination in the administration of this contract.

a. The contractor shall notify all potential subcontractors, suppliers, and lessors of their EEO obligations under this contract.

b. The contractor will use good faith efforts to ensure subcontractor compliance with their EEO obligations.

#### **10. Assurances Required:**

a. The requirements of 49 CFR Part 26 and the State DOT's FHWA-approved Disadvantaged Business Enterprise (DBE) program are incorporated by reference.

b. The contractor, subrecipient or subcontractor shall not discriminate on the basis of race, color, national origin, or sex in the performance of this contract. The contractor shall carry out applicable requirements of 49 CFR part 26 in the award and administration of DOT-assisted contracts. Failure by the contractor to carry out these requirements is a material breach of this contract, which may result in the termination of this contract or such other remedy as the recipient deems appropriate, which may include, but is not limited to:

- (1) Withholding monthly progress payments;
- (2) Assessing sanctions;
- (3) Liquidated damages; and/or
- (4) Disqualifying the contractor from future bidding as non-responsible.

c. The Title VI and nondiscrimination provisions of U.S. DOT Order 1050.2A at Appendixes A and E are incorporated by reference. 49 CFR Part 21.

**11. Records and Reports:** The contractor shall keep such records as necessary to document compliance with the EEO requirements. Such records shall be retained for a period of three years following the date of the final payment to the contractor for all contract work and shall be available at reasonable times and places for inspection by authorized representatives of the contracting agency and the FHWA.

a. The records kept by the contractor shall document the following:

(1) The number and work hours of minority and non-minority group members and women employed in each work classification on the project;

(2) The progress and efforts being made in cooperation with unions, when applicable, to increase employment opportunities for minorities and women; and

(3) The progress and efforts being made in locating, hiring, training, qualifying, and upgrading minorities and women.

b. The contractors and subcontractors will submit an annual report to the contracting agency each July for the duration of the project indicating the number of minority, women, and non-minority group employees currently engaged in each work classification required by the contract work. This information is to be reported on [Form FHWA-1391](#). The staffing data should represent the project work force on board in all or any part of the last payroll period preceding the end of July. If on-the-job training is being required by special provision, the contractor will be required to collect and report training data. The employment data should reflect the work force on board during all or any part of the last payroll period preceding the end of July.

### III. NONSEGREGATED FACILITIES

This provision is applicable to all Federal-aid construction contracts and to all related construction subcontracts of more than \$10,000. 41 CFR 60-1.5.

As prescribed by 41 CFR 60-1.8, the contractor must ensure that facilities provided for employees are provided in such a manner that segregation on the basis of race, color, religion, sex, sexual orientation, gender identity, or national origin cannot result. The contractor may neither require such segregated use by written or oral policies nor tolerate such use by employee custom. The contractor's obligation extends further to ensure that its employees are not assigned to perform their services at any location under the contractor's control where the facilities are segregated. The term "facilities" includes waiting rooms, work areas, restaurants and other eating areas, time clocks, restrooms, washrooms, locker rooms and other storage or dressing areas, parking lots, drinking fountains, recreation or entertainment areas, transportation, and housing provided for employees. The contractor shall provide separate or single-user restrooms and necessary dressing or sleeping areas to assure privacy between sexes.

### IV. DAVIS-BACON AND RELATED ACT PROVISIONS

This section is applicable to all Federal-aid construction projects exceeding \$2,000 and to all related subcontracts and lower-tier subcontracts (regardless of subcontract size), in accordance with 29 CFR 5.5. The requirements apply to all projects located within the right-of-way of a roadway that is functionally classified as Federal-aid highway. 23 U.S.C. 113. This excludes roadways functionally classified as local roads or rural minor collectors, which are exempt. 23 U.S.C. 101. Where applicable law requires that projects be treated as a project on a Federal-aid highway, the provisions of this subpart will apply regardless of the location of the project. Examples include: Surface Transportation Block Grant Program projects funded under 23 U.S.C. 133 [excluding recreational trails projects], the Nationally Significant Freight and Highway

Projects funded under 23 U.S.C. 117, and National Highway Freight Program projects funded under 23 U.S.C. 167.

The following provisions are from the U.S. Department of Labor regulations in 29 CFR 5.5 "Contract provisions and related matters" with minor revisions to conform to the FHWA-1273 format and FHWA program requirements.

#### 1. Minimum wages (29 CFR 5.5)

a. All laborers and mechanics employed or working upon the site of the work, will be paid unconditionally and not less often than once a week, and without subsequent deduction or rebate on any account (except such payroll deductions as are permitted by regulations issued by the Secretary of Labor under the Copeland Act (29 CFR part 3)), the full amount of wages and bona fide fringe benefits (or cash equivalents thereof) due at time of payment computed at rates not less than those contained in the wage determination of the Secretary of Labor which is attached hereto and made a part hereof, regardless of any contractual relationship which may be alleged to exist between the contractor and such laborers and mechanics.

Contributions made or costs reasonably anticipated for bona fide fringe benefits under section 1(b)(2) of the Davis-Bacon Act on behalf of laborers or mechanics are considered wages paid to such laborers or mechanics, subject to the provisions of paragraph 1.d. of this section; also, regular contributions made or costs incurred for more than a weekly period (but not less often than quarterly) under plans, funds, or programs which cover the particular weekly period, are deemed to be constructively made or incurred during such weekly period. Such laborers and mechanics shall be paid the appropriate wage rate and fringe benefits on the wage determination for the classification of work actually performed, without regard to skill, except as provided in 29 CFR 5.5(a)(4). Laborers or mechanics performing work in more than one classification may be compensated at the rate specified for each classification for the time actually worked therein: Provided, That the employer's payroll records accurately set forth the time spent in each classification in which work is performed. The wage determination (including any additional classification and wage rates conformed under paragraph 1.b. of this section) and the Davis-Bacon poster (WH-1321) shall be posted at all times by the contractor and its subcontractors at the site of the work in a prominent and accessible place where it can be easily seen by the workers.

b.(1) The contracting officer shall require that any class of laborers or mechanics, including helpers, which is not listed in the wage determination and which is to be employed under the contract shall be classified in conformance with the wage determination. The contracting officer shall approve an additional classification and wage rate and fringe benefits therefore only when the following criteria have been met:

(i) The work to be performed by the classification requested is not performed by a classification in the wage determination; and

(ii) The classification is utilized in the area by the construction industry; and

(iii) The proposed wage rate, including any bona fide fringe benefits, bears a reasonable relationship to the wage rates contained in the wage determination.

(2) If the contractor and the laborers and mechanics to be employed in the classification (if known), or their representatives, and the contracting officer agree on the classification and wage rate (including the amount designated for fringe benefits where appropriate), a report of the action taken shall be sent by the contracting officer to the Administrator of the Wage and Hour Division, U.S. Department of Labor, Washington, DC 20210. The Administrator, or an authorized representative, will approve, modify, or disapprove every additional classification action within 30 days of receipt and so advise the contracting officer or will notify the contracting officer within the 30-day period that additional time is necessary.

(3) In the event the contractor, the laborers or mechanics to be employed in the classification or their representatives, and the contracting officer do not agree on the proposed classification and wage rate (including the amount designated for fringe benefits, where appropriate), the contracting officer shall refer the questions, including the views of all interested parties and the recommendation of the contracting officer, to the Administrator for determination. The Administrator, or an authorized representative, will issue a determination within 30 days of receipt and so advise the contracting officer or will notify the contracting officer within the 30-day period that additional time is necessary.

(4) The wage rate (including fringe benefits where appropriate) determined pursuant to paragraphs 1.b.(2) or 1.b.(3) of this section, shall be paid to all workers performing work in the classification under this contract from the first day on which work is performed in the classification.

c. Whenever the minimum wage rate prescribed in the contract for a class of laborers or mechanics includes a fringe benefit which is not expressed as an hourly rate, the contractor shall either pay the benefit as stated in the wage determination or shall pay another bona fide fringe benefit or an hourly cash equivalent thereof.

d. If the contractor does not make payments to a trustee or other third person, the contractor may consider as part of the wages of any laborer or mechanic the amount of any costs reasonably anticipated in providing bona fide fringe benefits under a plan or program, Provided, That the Secretary of Labor has found, upon the written request of the contractor, that the applicable standards of the Davis-Bacon Act have been met. The Secretary of Labor may require the contractor to set aside in a separate account assets for the meeting of obligations under the plan or program.

## **2. Withholding (29 CFR 5.5)**

The contracting agency shall upon its own action or upon written request of an authorized representative of the Department of Labor, withhold or cause to be withheld from the contractor under this contract, or any other Federal contract with the same prime contractor, or any other federally-assisted contract subject to Davis-Bacon prevailing wage requirements, which is held by the same prime contractor, so much of the accrued payments or advances as may be considered necessary to pay laborers and mechanics,

including apprentices, trainees, and helpers, employed by the contractor or any subcontractor the full amount of wages required by the contract. In the event of failure to pay any laborer or mechanic, including any apprentice, trainee, or helper, employed or working on the site of the work, all or part of the wages required by the contract, the contracting agency may, after written notice to the contractor, take such action as may be necessary to cause the suspension of any further payment, advance, or guarantee of funds until such violations have ceased.

## **3. Payrolls and basic records (29 CFR 5.5)**

a. Payrolls and basic records relating thereto shall be maintained by the contractor during the course of the work and preserved for a period of three years thereafter for all laborers and mechanics working at the site of the work. Such records shall contain the name, address, and social security number of each such worker, his or her correct classification, hourly rates of wages paid (including rates of contributions or costs anticipated for bona fide fringe benefits or cash equivalents thereof of the types described in section 1(b)(2)(B) of the Davis-Bacon Act), daily and weekly number of hours worked, deductions made and actual wages paid. Whenever the Secretary of Labor has found under 29 CFR 5.5(a)(1)(iv) that the wages of any laborer or mechanic include the amount of any costs reasonably anticipated in providing benefits under a plan or program described in section 1(b)(2)(B) of the Davis-Bacon Act, the contractor shall maintain records which show that the commitment to provide such benefits is enforceable, that the plan or program is financially responsible, and that the plan or program has been communicated in writing to the laborers or mechanics affected, and records which show the costs anticipated or the actual cost incurred in providing such benefits. Contractors employing apprentices or trainees under approved programs shall maintain written evidence of the registration of apprenticeship programs and certification of trainee programs, the registration of the apprentices and trainees, and the ratios and wage rates prescribed in the applicable programs.

b.(1) The contractor shall submit weekly for each week in which any contract work is performed a copy of all payrolls to the contracting agency. The payrolls submitted shall set out accurately and completely all of the information required to be maintained under 29 CFR 5.5(a)(3)(i), except that full social security numbers and home addresses shall not be included on weekly transmittals. Instead the payrolls shall only need to include an individually identifying number for each employee (e.g., the last four digits of the employee's social security number). The required weekly payroll information may be submitted in any form desired. Optional Form WH-347 is available for this purpose from the Wage and Hour Division Web site. The prime contractor is responsible for the submission of copies of payrolls by all subcontractors. Contractors and subcontractors shall maintain the full social security number and current address of each covered worker, and shall provide them upon request to the contracting agency for transmission to the State DOT, the FHWA or the Wage and Hour Division of the Department of Labor for purposes of an investigation or audit of compliance with prevailing wage requirements. It is not a violation of this section for a prime contractor to require a subcontractor to provide addresses and social security numbers to the prime contractor for its own records, without weekly submission to the contracting agency.

(2) Each payroll submitted shall be accompanied by a "Statement of Compliance," signed by the contractor or

subcontractor or his or her agent who pays or supervises the payment of the persons employed under the contract and shall certify the following:

(i) That the payroll for the payroll period contains the information required to be provided under 29 CFR 5.5(a)(3)(ii), the appropriate information is being maintained under 29 CFR 5.5(a)(3)(i), and that such information is correct and complete;

(ii) That each laborer or mechanic (including each helper, apprentice, and trainee) employed on the contract during the payroll period has been paid the full weekly wages earned, without rebate, either directly or indirectly, and that no deductions have been made either directly or indirectly from the full wages earned, other than permissible deductions as set forth in 29 CFR part 3;

(iii) That each laborer or mechanic has been paid not less than the applicable wage rates and fringe benefits or cash equivalents for the classification of work performed, as specified in the applicable wage determination incorporated into the contract.

(3) The weekly submission of a properly executed certification set forth on the reverse side of Optional Form WH-347 shall satisfy the requirement for submission of the "Statement of Compliance" required by paragraph 3.b.(2) of this section.

(4) The falsification of any of the above certifications may subject the contractor or subcontractor to civil or criminal prosecution under 18 U.S.C. 1001 and 31 U.S.C. 231.

c. The contractor or subcontractor shall make the records required under paragraph 3.a. of this section available for inspection, copying, or transcription by authorized representatives of the contracting agency, the State DOT, the FHWA, or the Department of Labor, and shall permit such representatives to interview employees during working hours on the job. If the contractor or subcontractor fails to submit the required records or to make them available, the FHWA may, after written notice to the contractor, the contracting agency or the State DOT, take such action as may be necessary to cause the suspension of any further payment, advance, or guarantee of funds. Furthermore, failure to submit the required records upon request or to make such records available may be grounds for debarment action pursuant to 29 CFR 5.12.

#### 4. Apprentices and trainees (29 CFR 5.5)

##### a. Apprentices (programs of the USDOL).

Apprentices will be permitted to work at less than the predetermined rate for the work they performed when they are employed pursuant to and individually registered in a bona fide apprenticeship program registered with the U.S. Department of Labor, Employment and Training Administration, Office of Apprenticeship Training, Employer and Labor Services, or with a State Apprenticeship Agency recognized by the Office, or if a person is employed in his or her first 90 days of probationary employment as an apprentice in such an apprenticeship program, who is not individually registered in the program, but who has been certified by the Office of Apprenticeship Training, Employer and Labor Services or a State

Apprenticeship Agency (where appropriate) to be eligible for probationary employment as an apprentice.

The allowable ratio of apprentices to journeymen on the job site in any craft classification shall not be greater than the ratio permitted to the contractor as to the entire work force under the registered program. Any worker listed on a payroll at an apprentice wage rate, who is not registered or otherwise employed as stated above, shall be paid not less than the applicable wage rate on the wage determination for the classification of work actually performed. In addition, any apprentice performing work on the job site in excess of the ratio permitted under the registered program shall be paid not less than the applicable wage rate on the wage determination for the work actually performed. Where a contractor is performing construction on a project in a locality other than that in which its program is registered, the ratios and wage rates (expressed in percentages of the journeyman's hourly rate) specified in the contractor's or subcontractor's registered program shall be observed.

Every apprentice must be paid at not less than the rate specified in the registered program for the apprentice's level of progress, expressed as a percentage of the journeymen hourly rate specified in the applicable wage determination. Apprentices shall be paid fringe benefits in accordance with the provisions of the apprenticeship program. If the apprenticeship program does not specify fringe benefits, apprentices must be paid the full amount of fringe benefits listed on the wage determination for the applicable classification. If the Administrator determines that a different practice prevails for the applicable apprentice classification, fringes shall be paid in accordance with that determination.

In the event the Office of Apprenticeship Training, Employer and Labor Services, or a State Apprenticeship Agency recognized by the Office, withdraws approval of an apprenticeship program, the contractor will no longer be permitted to utilize apprentices at less than the applicable predetermined rate for the work performed until an acceptable program is approved.

##### b. Trainees (programs of the USDOL).

Except as provided in 29 CFR 5.16, trainees will not be permitted to work at less than the predetermined rate for the work performed unless they are employed pursuant to and individually registered in a program which has received prior approval, evidenced by formal certification by the U.S. Department of Labor, Employment and Training Administration.

The ratio of trainees to journeymen on the job site shall not be greater than permitted under the plan approved by the Employment and Training Administration.

Every trainee must be paid at not less than the rate specified in the approved program for the trainee's level of progress, expressed as a percentage of the journeyman hourly rate specified in the applicable wage determination. Trainees shall be paid fringe benefits in accordance with the provisions of the trainee program. If the trainee program does not mention fringe benefits, trainees shall be paid the full amount of fringe benefits listed on the wage determination unless the Administrator of the Wage and Hour Division determines that there is an apprenticeship program associated with the

corresponding journeyman wage rate on the wage determination which provides for less than full fringe benefits for apprentices. Any employee listed on the payroll at a trainee rate who is not registered and participating in a training plan approved by the Employment and Training Administration shall be paid not less than the applicable wage rate on the wage determination for the classification of work actually performed. In addition, any trainee performing work on the job site in excess of the ratio permitted under the registered program shall be paid not less than the applicable wage rate on the wage determination for the work actually performed.

In the event the Employment and Training Administration withdraws approval of a training program, the contractor will no longer be permitted to utilize trainees at less than the applicable predetermined rate for the work performed until an acceptable program is approved.

c. Equal employment opportunity. The utilization of apprentices, trainees and journeymen under this part shall be in conformity with the equal employment opportunity requirements of Executive Order 11246, as amended, and 29 CFR part 30.

d. Apprentices and Trainees (programs of the U.S. DOT).

Apprentices and trainees working under apprenticeship and skill training programs which have been certified by the Secretary of Transportation as promoting EEO in connection with Federal-aid highway construction programs are not subject to the requirements of paragraph 4 of this Section IV. 23 CFR 230.111(e)(2). The straight time hourly wage rates for apprentices and trainees under such programs will be established by the particular programs. The ratio of apprentices and trainees to journeymen shall not be greater than permitted by the terms of the particular program.

**5. Compliance with Copeland Act requirements.** The contractor shall comply with the requirements of 29 CFR part 3, which are incorporated by reference in this contract as provided in 29 CFR 5.5.

**6. Subcontracts.** The contractor or subcontractor shall insert Form FHWA-1273 in any subcontracts and also require the subcontractors to include Form FHWA-1273 in any lower tier subcontracts. The prime contractor shall be responsible for the compliance by any subcontractor or lower tier subcontractor with all the contract clauses in 29 CFR 5.5.

**7. Contract termination: debarment.** A breach of the contract clauses in 29 CFR 5.5 may be grounds for termination of the contract, and for debarment as a contractor and a subcontractor as provided in 29 CFR 5.12.

**8. Compliance with Davis-Bacon and Related Act requirements.** All rulings and interpretations of the Davis-Bacon and Related Acts contained in 29 CFR parts 1, 3, and 5 are herein incorporated by reference in this contract as provided in 29 CFR 5.5.

**9. Disputes concerning labor standards.** As provided in 29 CFR 5.5, disputes arising out of the labor standards provisions of this contract shall not be subject to the general disputes clause of this contract. Such disputes shall be resolved in accordance with the procedures of the Department of Labor

set forth in 29 CFR parts 5, 6, and 7. Disputes within the meaning of this clause include disputes between the contractor (or any of its subcontractors) and the contracting agency, the U.S. Department of Labor, or the employees or their representatives.

#### **10. Certification of eligibility (29 CFR 5.5)**

a. By entering into this contract, the contractor certifies that neither it (nor he or she) nor any person or firm who has an interest in the contractor's firm is a person or firm ineligible to be awarded Government contracts by virtue of section 3(a) of the Davis-Bacon Act or 29 CFR 5.12(a)(1).

b. No part of this contract shall be subcontracted to any person or firm ineligible for award of a Government contract by virtue of section 3(a) of the Davis-Bacon Act or 29 CFR 5.12(a)(1).

c. The penalty for making false statements is prescribed in the U.S. Criminal Code, 18 U.S.C. 1001.

#### **V. CONTRACT WORK HOURS AND SAFETY STANDARDS ACT**

Pursuant to 29 CFR 5.5(b), the following clauses apply to any Federal-aid construction contract in an amount in excess of \$100,000 and subject to the overtime provisions of the Contract Work Hours and Safety Standards Act. These clauses shall be inserted in addition to the clauses required by 29 CFR 5.5(a) or 29 CFR 4.6. As used in this paragraph, the terms laborers and mechanics include watchmen and guards.

**1. Overtime requirements.** No contractor or subcontractor contracting for any part of the contract work which may require or involve the employment of laborers or mechanics shall require or permit any such laborer or mechanic in any workweek in which he or she is employed on such work to work in excess of forty hours in such workweek unless such laborer or mechanic receives compensation at a rate not less than one and one-half times the basic rate of pay for all hours worked in excess of forty hours in such workweek. 29 CFR 5.5.

**2. Violation; liability for unpaid wages; liquidated damages.** In the event of any violation of the clause set forth in paragraph 1 of this section, the contractor and any subcontractor responsible therefor shall be liable for the unpaid wages. In addition, such contractor and subcontractor shall be liable to the United States (in the case of work done under contract for the District of Columbia or a territory, to such District or to such territory), for liquidated damages. Such liquidated damages shall be computed with respect to each individual laborer or mechanic, including watchmen and guards, employed in violation of the clause set forth in paragraph 1 of this section, in the sum currently provided in 29 CFR 5.5(b)(2)\* for each calendar day on which such individual was required or permitted to work in excess of the standard workweek of forty hours without payment of the overtime wages required by the clause set forth in paragraph 1 of this section. 29 CFR 5.5.

\* \$27 as of January 23, 2019 (See 84 FR 213-01, 218) as may be adjusted annually by the Department of Labor; pursuant to the Federal Civil Penalties Inflation Adjustment Act of 1990).

### **3. Withholding for unpaid wages and liquidated damages.**

The FHWA or the contracting agency shall upon its own action or upon written request of an authorized representative of the Department of Labor withhold or cause to be withheld, from any moneys payable on account of work performed by the contractor or subcontractor under any such contract or any other Federal contract with the same prime contractor, or any other federally-assisted contract subject to the Contract Work Hours and Safety Standards Act, which is held by the same prime contractor, such sums as may be determined to be necessary to satisfy any liabilities of such contractor or subcontractor for unpaid wages and liquidated damages as provided in the clause set forth in paragraph 2 of this section. 29 CFR 5.5.

**4. Subcontracts.** The contractor or subcontractor shall insert in any subcontracts the clauses set forth in paragraphs 1 through 4 of this section and also a clause requiring the subcontractors to include these clauses in any lower tier subcontracts. The prime contractor shall be responsible for compliance by any subcontractor or lower tier subcontractor with the clauses set forth in paragraphs 1 through 4 of this section. 29 CFR 5.5.

## **VI. SUBLETTING OR ASSIGNING THE CONTRACT**

This provision is applicable to all Federal-aid construction contracts on the National Highway System pursuant to 23 CFR 635.116.

1. The contractor shall perform with its own organization contract work amounting to not less than 30 percent (or a greater percentage if specified elsewhere in the contract) of the total original contract price, excluding any specialty items designated by the contracting agency. Specialty items may be performed by subcontract and the amount of any such specialty items performed may be deducted from the total original contract price before computing the amount of work required to be performed by the contractor's own organization (23 CFR 635.116).

a. The term "perform work with its own organization" in paragraph 1 of Section VI refers to workers employed or leased by the prime contractor, and equipment owned or rented by the prime contractor, with or without operators. Such term does not include employees or equipment of a subcontractor or lower tier subcontractor, agents of the prime contractor, or any other assignees. The term may include payments for the costs of hiring leased employees from an employee leasing firm meeting all relevant Federal and State regulatory requirements. Leased employees may only be included in this term if the prime contractor meets all of the following conditions: (based on longstanding interpretation)

- (1) the prime contractor maintains control over the supervision of the day-to-day activities of the leased employees;
- (2) the prime contractor remains responsible for the quality of the work of the leased employees;
- (3) the prime contractor retains all power to accept or exclude individual employees from work on the project; and
- (4) the prime contractor remains ultimately responsible for the payment of predetermined minimum wages, the submission of payrolls, statements of compliance and all other Federal regulatory requirements.

b. "Specialty Items" shall be construed to be limited to work that requires highly specialized knowledge, abilities, or

equipment not ordinarily available in the type of contracting organizations qualified and expected to bid or propose on the contract as a whole and in general are to be limited to minor components of the overall contract. 23 CFR 635.102.

2. Pursuant to 23 CFR 635.116(a), the contract amount upon which the requirements set forth in paragraph (1) of Section VI is computed includes the cost of material and manufactured products which are to be purchased or produced by the contractor under the contract provisions.

3. Pursuant to 23 CFR 635.116(c), the contractor shall furnish (a) a competent superintendent or supervisor who is employed by the firm, has full authority to direct performance of the work in accordance with the contract requirements, and is in charge of all construction operations (regardless of who performs the work) and (b) such other of its own organizational resources (supervision, management, and engineering services) as the contracting officer determines is necessary to assure the performance of the contract.

4. No portion of the contract shall be sublet, assigned or otherwise disposed of except with the written consent of the contracting officer, or authorized representative, and such consent when given shall not be construed to relieve the contractor of any responsibility for the fulfillment of the contract. Written consent will be given only after the contracting agency has assured that each subcontract is evidenced in writing and that it contains all pertinent provisions and requirements of the prime contract. (based on long-standing interpretation of 23 CFR 635.116).

5. The 30-percent self-performance requirement of paragraph (1) is not applicable to design-build contracts; however, contracting agencies may establish their own self-performance requirements. 23 CFR 635.116(d).

## **VII. SAFETY: ACCIDENT PREVENTION**

This provision is applicable to all Federal-aid construction contracts and to all related subcontracts.

1. In the performance of this contract the contractor shall comply with all applicable Federal, State, and local laws governing safety, health, and sanitation (23 CFR Part 635). The contractor shall provide all safeguards, safety devices and protective equipment and take any other needed actions as it determines, or as the contracting officer may determine, to be reasonably necessary to protect the life and health of employees on the job and the safety of the public and to protect property in connection with the performance of the work covered by the contract. 23 CFR 635.108.

2. It is a condition of this contract, and shall be made a condition of each subcontract, which the contractor enters into pursuant to this contract, that the contractor and any subcontractor shall not permit any employee, in performance of the contract, to work in surroundings or under conditions which are unsanitary, hazardous or dangerous to his/her health or safety, as determined under construction safety and health standards (29 CFR Part 1926) promulgated by the Secretary of Labor, in accordance with Section 107 of the Contract Work Hours and Safety Standards Act (40 U.S.C. 3704). 29 CFR 1926.10.

3. Pursuant to 29 CFR 1926.3, it is a condition of this contract that the Secretary of Labor or authorized representative thereof, shall have right of entry to any site of contract performance to inspect or investigate the matter of compliance

with the construction safety and health standards and to carry out the duties of the Secretary under Section 107 of the Contract Work Hours and Safety Standards Act (40 U.S.C. 3704).

### **VIII. FALSE STATEMENTS CONCERNING HIGHWAY PROJECTS**

This provision is applicable to all Federal-aid construction contracts and to all related subcontracts.

In order to assure high quality and durable construction in conformity with approved plans and specifications and a high degree of reliability on statements and representations made by engineers, contractors, suppliers, and workers on Federal-aid highway projects, it is essential that all persons concerned with the project perform their functions as carefully, thoroughly, and honestly as possible. Willful falsification, distortion, or misrepresentation with respect to any facts related to the project is a violation of Federal law. To prevent any misunderstanding regarding the seriousness of these and similar acts, Form FHWA-1022 shall be posted on each Federal-aid highway project (23 CFR Part 635) in one or more places where it is readily available to all persons concerned with the project:

18 U.S.C. 1020 reads as follows:

"Whoever, being an officer, agent, or employee of the United States, or of any State or Territory, or whoever, whether a person, association, firm, or corporation, knowingly makes any false statement, false representation, or false report as to the character, quality, quantity, or cost of the material used or to be used, or the quantity or quality of the work performed or to be performed, or the cost thereof in connection with the submission of plans, maps, specifications, contracts, or costs of construction on any highway or related project submitted for approval to the Secretary of Transportation; or

Whoever knowingly makes any false statement, false representation, false report or false claim with respect to the character, quality, quantity, or cost of any work performed or to be performed, or materials furnished or to be furnished, in connection with the construction of any highway or related project approved by the Secretary of Transportation; or

Whoever knowingly makes any false statement or false representation as to material fact in any statement, certificate, or report submitted pursuant to provisions of the Federal-aid Roads Act approved July 11, 1916, (39 Stat. 355), as amended and supplemented;

Shall be fined under this title or imprisoned not more than 5 years or both."

### **IX. IMPLEMENTATION OF CLEAN AIR ACT AND FEDERAL WATER POLLUTION CONTROL ACT (42 U.S.C. 7606; 2 CFR 200.88; EO 11738)**

This provision is applicable to all Federal-aid construction contracts in excess of \$150,000 and to all related subcontracts. 48 CFR 2.101; 2 CFR 200.326.

By submission of this bid/proposal or the execution of this contract or subcontract, as appropriate, the bidder, proposer, Federal-aid construction contractor, subcontractor, supplier, or vendor agrees to comply with all applicable standards, orders

or regulations issued pursuant to the Clean Air Act (42 U.S.C. 7401-7671q) and the Federal Water Pollution Control Act, as amended (33 U.S.C. 1251-1387). Violations must be reported to the Federal Highway Administration and the Regional Office of the Environmental Protection Agency. 2 CFR Part 200, Appendix II.

The contractor agrees to include or cause to be included the requirements of this Section in every subcontract, and further agrees to take such action as the contracting agency may direct as a means of enforcing such requirements. 2 CFR 200.326.

### **X. CERTIFICATION REGARDING DEBARMENT, SUSPENSION, INELIGIBILITY AND VOLUNTARY EXCLUSION**

This provision is applicable to all Federal-aid construction contracts, design-build contracts, subcontracts, lower-tier subcontracts, purchase orders, lease agreements, consultant contracts or any other covered transaction requiring FHWA approval or that is estimated to cost \$25,000 or more – as defined in 2 CFR Parts 180 and 1200. 2 CFR 180.220 and 1200.220.

#### **1. Instructions for Certification – First Tier Participants:**

a. By signing and submitting this proposal, the prospective first tier participant is providing the certification set out below.

b. The inability of a person to provide the certification set out below will not necessarily result in denial of participation in this covered transaction. The prospective first tier participant shall submit an explanation of why it cannot provide the certification set out below. The certification or explanation will be considered in connection with the department or agency's determination whether to enter into this transaction. However, failure of the prospective first tier participant to furnish a certification or an explanation shall disqualify such a person from participation in this transaction. 2 CFR 180.320.

c. The certification in this clause is a material representation of fact upon which reliance was placed when the contracting agency determined to enter into this transaction. If it is later determined that the prospective participant knowingly rendered an erroneous certification, in addition to other remedies available to the Federal Government, the contracting agency may terminate this transaction for cause of default. 2 CFR 180.325.

d. The prospective first tier participant shall provide immediate written notice to the contracting agency to whom this proposal is submitted if any time the prospective first tier participant learns that its certification was erroneous when submitted or has become erroneous by reason of changed circumstances. 2 CFR 180.345 and 180.350.

e. The terms "covered transaction," "debarred," "suspended," "ineligible," "participant," "person," "principal," and "voluntarily excluded," as used in this clause, are defined in 2 CFR Parts 180, Subpart I, 180.900-180.1020, and 1200. "First Tier Covered Transactions" refers to any covered transaction between a recipient or subrecipient of Federal funds and a participant (such as the prime or general contract). "Lower Tier Covered Transactions" refers to any covered transaction under a First Tier Covered Transaction (such as subcontracts). "First Tier Participant" refers to the participant

who has entered into a covered transaction with a recipient or subrecipient of Federal funds (such as the prime or general contractor). "Lower Tier Participant" refers any participant who has entered into a covered transaction with a First Tier Participant or other Lower Tier Participants (such as subcontractors and suppliers).

f. The prospective first tier participant agrees by submitting this proposal that, should the proposed covered transaction be entered into, it shall not knowingly enter into any lower tier covered transaction with a person who is debarred, suspended, declared ineligible, or voluntarily excluded from participation in this covered transaction, unless authorized by the department or agency entering into this transaction. 2 CFR 180.330.

g. The prospective first tier participant further agrees by submitting this proposal that it will include the clause titled "Certification Regarding Debarment, Suspension, Ineligibility and Voluntary Exclusion-Lower Tier Covered Transactions," provided by the department or contracting agency, entering into this covered transaction, without modification, in all lower tier covered transactions and in all solicitations for lower tier covered transactions exceeding the \$25,000 threshold. 2 CFR 180.220 and 180.300.

h. A participant in a covered transaction may rely upon a certification of a prospective participant in a lower tier covered transaction that is not debarred, suspended, ineligible, or voluntarily excluded from the covered transaction, unless it knows that the certification is erroneous. 2 CFR 180.300; 180.320, and 180.325. A participant is responsible for ensuring that its principals are not suspended, debarred, or otherwise ineligible to participate in covered transactions. 2 CFR 180.335. To verify the eligibility of its principals, as well as the eligibility of any lower tier prospective participants, each participant may, but is not required to, check the System for Award Management website (<https://www.sam.gov/>). 2 CFR 180.300, 180.320, and 180.325.

i. Nothing contained in the foregoing shall be construed to require the establishment of a system of records in order to render in good faith the certification required by this clause. The knowledge and information of the prospective participant is not required to exceed that which is normally possessed by a prudent person in the ordinary course of business dealings.

j. Except for transactions authorized under paragraph (f) of these instructions, if a participant in a covered transaction knowingly enters into a lower tier covered transaction with a person who is suspended, debarred, ineligible, or voluntarily excluded from participation in this transaction, in addition to other remedies available to the Federal Government, the department or agency may terminate this transaction for cause or default. 2 CFR 180.325.

\* \* \* \* \*

## **2. Certification Regarding Debarment, Suspension, Ineligibility and Voluntary Exclusion – First Tier Participants:**

a. The prospective first tier participant certifies to the best of its knowledge and belief, that it and its principals:

(1) Are not presently debarred, suspended, proposed for debarment, declared ineligible, or voluntarily excluded from participating in covered transactions by any Federal department or agency, 2 CFR 180.335;.

(2) Have not within a three-year period preceding this proposal been convicted of or had a civil judgment rendered against them for commission of fraud or a criminal offense in connection with obtaining, attempting to obtain, or performing a public (Federal, State, or local) transaction or contract under a public transaction; violation of Federal or State antitrust statutes or commission of embezzlement, theft, forgery, bribery, falsification or destruction of records, making false statements, or receiving stolen property, 2 CFR 180.800;

(3) Are not presently indicted for or otherwise criminally or civilly charged by a governmental entity (Federal, State or local) with commission of any of the offenses enumerated in paragraph (a)(2) of this certification, 2 CFR 180.700 and 180.800; and

(4) Have not within a three-year period preceding this application/proposal had one or more public transactions (Federal, State or local) terminated for cause or default. 2 CFR 180.335(d).

(5) Are not a corporation that has been convicted of a felony violation under any Federal law within the two-year period preceding this proposal (USDOT Order 4200.6 implementing appropriations act requirements); and

(6) Are not a corporation with any unpaid Federal tax liability that has been assessed, for which all judicial and administrative remedies have been exhausted, or have lapsed, and that is not being paid in a timely manner pursuant to an agreement with the authority responsible for collecting the tax liability (USDOT Order 4200.6 implementing appropriations act requirements).

b. Where the prospective participant is unable to certify to any of the statements in this certification, such prospective participant should attach an explanation to this proposal. 2 CFR 180.335 and 180.340.

## **3. Instructions for Certification - Lower Tier Participants:**

(Applicable to all subcontracts, purchase orders, and other lower tier transactions requiring prior FHWA approval or estimated to cost \$25,000 or more - 2 CFR Parts 180 and 1200). 2 CFR 180.220 and 1200.220.

a. By signing and submitting this proposal, the prospective lower tier participant is providing the certification set out below.

b. The certification in this clause is a material representation of fact upon which reliance was placed when this transaction was entered into. If it is later determined that the prospective lower tier participant knowingly rendered an erroneous certification, in addition to other remedies available to the Federal Government, the department, or agency with which this transaction originated may pursue available remedies, including suspension and/or debarment.

c. The prospective lower tier participant shall provide immediate written notice to the person to which this proposal is submitted if at any time the prospective lower tier participant learns that its certification was erroneous by reason of changed circumstances. 2 CFR 180.365.

d. The terms "covered transaction," "debarred," "suspended," "ineligible," "participant," "person," "principal," and "voluntarily excluded," as used in this clause, are defined in 2 CFR Parts 180, Subpart I, 180.900 – 180.1020, and 1200. You may contact the person to which this proposal is



submitted for assistance in obtaining a copy of those regulations. "First Tier Covered Transactions" refers to any covered transaction between a recipient or subrecipient of Federal funds and a participant (such as the prime or general contract). "Lower Tier Covered Transactions" refers to any covered transaction under a First Tier Covered Transaction (such as subcontracts). "First Tier Participant" refers to the participant who has entered into a covered transaction with a recipient or subrecipient of Federal funds (such as the prime or general contractor). "Lower Tier Participant" refers any participant who has entered into a covered transaction with a First Tier Participant or other Lower Tier Participants (such as subcontractors and suppliers).

e. The prospective lower tier participant agrees by submitting this proposal that, should the proposed covered transaction be entered into, it shall not knowingly enter into any lower tier covered transaction with a person who is debarred, suspended, declared ineligible, or voluntarily excluded from participation in this covered transaction, unless authorized by the department or agency with which this transaction originated. 2 CFR 1200.220 and 1200.332.

f. The prospective lower tier participant further agrees by submitting this proposal that it will include this clause titled "Certification Regarding Debarment, Suspension, Ineligibility and Voluntary Exclusion-Lower Tier Covered Transaction," without modification, in all lower tier covered transactions and in all solicitations for lower tier covered transactions exceeding the \$25,000 threshold. 2 CFR 180.220 and 1200.220.

g. A participant in a covered transaction may rely upon a certification of a prospective participant in a lower tier covered transaction that is not debarred, suspended, ineligible, or voluntarily excluded from the covered transaction, unless it knows that the certification is erroneous. A participant is responsible for ensuring that its principals are not suspended, debarred, or otherwise ineligible to participate in covered transactions. To verify the eligibility of its principals, as well as the eligibility of any lower tier prospective participants, each participant may, but is not required to, check the System for Award Management website (<https://www.sam.gov/>), which is compiled by the General Services Administration. 2 CFR 180.300, 180.320, 180.330, and 180.335.

h. Nothing contained in the foregoing shall be construed to require establishment of a system of records in order to render in good faith the certification required by this clause. The knowledge and information of participant is not required to exceed that which is normally possessed by a prudent person in the ordinary course of business dealings.

i. Except for transactions authorized under paragraph e of these instructions, if a participant in a covered transaction knowingly enters into a lower tier covered transaction with a person who is suspended, debarred, ineligible, or voluntarily excluded from participation in this transaction, in addition to other remedies available to the Federal Government, the department or agency with which this transaction originated may pursue available remedies, including suspension and/or debarment. 2 CFR 180.325.

\*\*\*\*\*

**Certification Regarding Debarment, Suspension, Ineligibility and Voluntary Exclusion--Lower Tier Participants:**

1. The prospective lower tier participant certifies, by submission of this proposal, that neither it nor its principals:

(a) is presently debarred, suspended, proposed for debarment, declared ineligible, or voluntarily excluded from participating in covered transactions by any Federal department or agency, 2 CFR 180.355;

(b) is a corporation that has been convicted of a felony violation under any Federal law within the two-year period preceding this proposal (USDOT Order 4200.6 implementing appropriations act requirements); and

(c) is a corporation with any unpaid Federal tax liability that has been assessed, for which all judicial and administrative remedies have been exhausted, or have lapsed, and that is not being paid in a timely manner pursuant to an agreement with the authority responsible for collecting the tax liability. (USDOT Order 4200.6 implementing appropriations act requirements)

2. Where the prospective lower tier participant is unable to certify to any of the statements in this certification, such prospective participant should attach an explanation to this proposal.

\*\*\*\*\*

**XI. CERTIFICATION REGARDING USE OF CONTRACT FUNDS FOR LOBBYING**

This provision is applicable to all Federal-aid construction contracts and to all related subcontracts which exceed \$100,000. 49 CFR Part 20, App. A.

1. The prospective participant certifies, by signing and submitting this bid or proposal, to the best of his or her knowledge and belief, that:

a. No Federal appropriated funds have been paid or will be paid, by or on behalf of the undersigned, to any person for influencing or attempting to influence an officer or employee of any Federal agency, a Member of Congress, an officer or employee of Congress, or an employee of a Member of Congress in connection with the awarding of any Federal contract, the making of any Federal grant, the making of any Federal loan, the entering into of any cooperative agreement, and the extension, continuation, renewal, amendment, or modification of any Federal contract, grant, loan, or cooperative agreement.

b. If any funds other than Federal appropriated funds have been paid or will be paid to any person for influencing or attempting to influence an officer or employee of any Federal agency, a Member of Congress, an officer or employee of Congress, or an employee of a Member of Congress in connection with this Federal contract, grant, loan, or cooperative agreement, the undersigned shall complete and submit Standard Form-LLL, "Disclosure Form to Report Lobbying," in accordance with its instructions.

2. This certification is a material representation of fact upon which reliance was placed when this transaction was made or entered into. Submission of this certification is a prerequisite for making or entering into this transaction imposed by 31 U.S.C. 1352. Any person who fails to file the required certification shall be subject to a civil penalty of not less than \$10,000 and not more than \$100,000 for each such failure.

3. The prospective participant also agrees by submitting its bid or proposal that the participant shall require that the language of this certification be included in all lower tier

subcontracts, which exceed \$100,000 and that all such recipients shall certify and disclose accordingly.

## **XII. USE OF UNITED STATES-FLAG VESSELS:**

This provision is applicable to all Federal-aid construction contracts, design-build contracts, subcontracts, lower-tier subcontracts, purchase orders, lease agreements, or any other covered transaction. 46 CFR Part 381.

This requirement applies to material or equipment that is acquired for a specific Federal-aid highway project. 46 CFR 381.7. It is not applicable to goods or materials that come into inventories independent of an FHWA funded-contract.

When oceanic shipments (or shipments across the Great Lakes) are necessary for materials or equipment acquired for a specific Federal-aid construction project, the bidder, proposer, contractor, subcontractor, or vendor agrees:

1. To utilize privately owned United States-flag commercial vessels to ship at least 50 percent of the gross tonnage (computed separately for dry bulk carriers, dry cargo liners, and tankers) involved, whenever shipping any equipment, material, or commodities pursuant to this contract, to the extent such vessels are available at fair and reasonable rates for United States-flag commercial vessels. 46 CFR 381.7.
2. To furnish within 20 days following the date of loading for shipments originating within the United States or within 30 working days following the date of loading for shipments originating outside the United States, a legible copy of a rated, 'on-board' commercial ocean bill-of-lading in English for each shipment of cargo described in paragraph (b)(1) of this section to both the Contracting Officer (through the prime contractor in the case of subcontractor bills-of-lading) and to the Office of Cargo and Commercial Sealift (MAR-620), Maritime Administration, Washington, DC 20590. (MARAD requires copies of the ocean carrier's (master) bills of lading, certified onboard, dated, with rates and charges. These bills of lading may contain business sensitive information and therefore may be submitted directly to MARAD by the Ocean Transportation Intermediary on behalf of the contractor). 46 CFR 381.7.

**ATTACHMENT A - EMPLOYMENT AND MATERIALS  
PREFERENCE FOR APPALACHIAN DEVELOPMENT  
HIGHWAY SYSTEM OR APPALACHIAN LOCAL ACCESS  
ROAD CONTRACTS (23 CFR 633, Subpart B, Appendix B)**

This provision is applicable to all Federal-aid projects funded under the Appalachian Regional Development Act of 1965.

1. During the performance of this contract, the contractor undertaking to do work which is, or reasonably may be, done as on-site work, shall give preference to qualified persons who regularly reside in the labor area as designated by the DOL wherein the contract work is situated, or the subregion, or the Appalachian counties of the State wherein the contract work is situated, except:

a. To the extent that qualified persons regularly residing in the area are not available.

b. For the reasonable needs of the contractor to employ supervisory or specially experienced personnel necessary to assure an efficient execution of the contract work.

c. For the obligation of the contractor to offer employment to present or former employees as the result of a lawful collective bargaining contract, provided that the number of nonresident persons employed under this subparagraph (1c) shall not exceed 20 percent of the total number of employees employed by the contractor on the contract work, except as provided in subparagraph (4) below.

2. The contractor shall place a job order with the State Employment Service indicating (a) the classifications of the laborers, mechanics and other employees required to perform the contract work, (b) the number of employees required in each classification, (c) the date on which the participant estimates such employees will be required, and (d) any other pertinent information required by the State Employment Service to complete the job order form. The job order may be placed with the State Employment Service in writing or by telephone. If during the course of the contract work, the information submitted by the contractor in the original job order is substantially modified, the participant shall promptly notify the State Employment Service.

3. The contractor shall give full consideration to all qualified job applicants referred to him by the State Employment Service. The contractor is not required to grant employment to any job applicants who, in his opinion, are not qualified to perform the classification of work required.

4. If, within one week following the placing of a job order by the contractor with the State Employment Service, the State Employment Service is unable to refer any qualified job applicants to the contractor, or less than the number requested, the State Employment Service will forward a certificate to the contractor indicating the unavailability of applicants. Such certificate shall be made a part of the contractor's permanent project records. Upon receipt of this certificate, the contractor may employ persons who do not normally reside in the labor area to fill positions covered by the certificate, notwithstanding the provisions of subparagraph (1c) above.

5. The provisions of 23 CFR 633.207(e) allow the contracting agency to provide a contractual preference for the use of mineral resource materials native to the Appalachian region.

6. The contractor shall include the provisions of Sections 1 through 4 of this Attachment A in every subcontract for work which is, or reasonably may be, done as on-site work.

## NON-DISCRIMINATION PROVISIONS

**During the performance of this contract, the contractor, for itself, its assignees, and successors in interest (hereinafter referred to as the "contractor") agrees as follows:**

**1. Compliance with Regulations:** The contractor (hereinafter includes consultants) will comply with the Acts and the Regulations relative to Non-discrimination in Federally-assisted programs of the U.S. Department of Transportation, Federal Highway Administration, as they may be amended from time to time, which are herein incorporated by reference and made a part of this contract.

**2. Non-discrimination:** The contractor, with regard to the work performed by it during the contract, will not discriminate on the grounds of race, color, or national origin in the selection and retention of subcontractors, including procurements of materials and leases of equipment. The contractor will not participate directly or indirectly in the discrimination prohibited by the Acts and the Regulations, including employment practices when the contract covers any activity, project, or program set forth in Appendix B of 49 CFR Part 21.

**3. Solicitations for Subcontracts, Including Procurements of Materials and Equipment:** In all solicitations, either by competitive bidding, or negotiation made by the contractor for work to be performed under a subcontract, including procurements of materials, or leases of equipment, each potential subcontractor or supplier will be notified by the contractor of the contractor's obligations under this contract and the Acts and the Regulations relative to Non-discrimination on the grounds of race, color, or national origin.

**4. Information and Reports:** The contractor will provide all information and reports required by the Acts, the Regulations, and directives issued pursuant thereto and will permit access to its books, records, accounts, other sources of information, and its facilities as may be determined by the Recipient or the Federal Highway Administration to be pertinent to ascertain compliance with such Acts, Regulations, and instructions. Where any information required of a contractor is in the exclusive possession of another who fails or refuses to furnish the information, the contractor will so certify to the Recipient or the Federal Highway Administration, as appropriate, and will set forth what efforts it has made to obtain the information.

**5. Sanctions for Noncompliance:** In the event of a contractor's noncompliance with the Non-discrimination provisions of this contract, the Recipient will impose such contract sanctions as it or the Federal Highway Administration may determine to be appropriate, including, but not limited to:

- a. Withholding payments to the contractor under the contract until the contractor complies; and/or
- b. Cancelling, terminating, or suspending a contract, in whole or in part.

**6. Incorporation of Provisions:** The contractor will include the provisions of paragraphs one through six in every subcontract, including procurements of materials and leases of equipment, unless exempt by the Acts, the Regulations and directives issued pursuant thereto. The contractor will take action with respect to any subcontract or procurement as the Recipient or the Federal Highway Administration may direct as a means of enforcing such provisions including sanctions for noncompliance. Provided, that if the contractor becomes involved in, or is threatened with litigation by a subcontractor, or supplier because of such direction, the contractor may request the Recipient to enter into any litigation to protect the interests of the Recipient. In addition, the contractor may request the United States to enter into the litigation to protect the interests of the United States.

**During the performance of this contract, the contractor, for itself, its assignees, and successors in interest (hereinafter referred to as the "contractor") agrees to comply with the following non-discrimination statutes and authorities; including but not limited to:**

**Pertinent Non-Discrimination Authorities:**

- Title VI of the Civil Rights Act of 1964 (42 U.S.C. § 2000d et seq., 78 stat. 252), (prohibits discrimination on the basis of race, color, national origin); and 49 CFR Part 21.
- The Uniform Relocation Assistance and Real Property Acquisition Policies Act of 1970, (42 U.S.C. § 4601), (prohibits unfair treatment of persons displaced or whose property has been acquired because of Federal or Federal-aid programs and projects);
- Federal-Aid Highway Act of 1973, (23 U.S.C. § 324 et seq.), (prohibits discrimination on the basis of sex);
- Section 504 of the Rehabilitation Act of 1973, (29 U.S.C. § 794 et seq.), as amended, (prohibits discrimination on the basis of disability); and 49 CFR Part 27;
- The Age Discrimination Act of 1975, as amended, (42 U.S.C. § 6101 et seq.), (prohibits discrimination on the basis of age);
- Airport and Airway Improvement Act of 1982, (49 USC § 471, Section 47123), as amended, (prohibits discrimination based on race, creed, color, national origin, or sex);
- The Civil Rights Restoration Act of 1987, (PL 100-209), (Broadened the scope, coverage and applicability of Title VI of the Civil Rights Act of 1964, The Age Discrimination Act of 1975 and Section 504 of the Rehabilitation Act of 1973, by expanding the definition of the terms "programs or activities" to include all of the programs or activities of the Federal-aid recipients, sub-recipients and contractors, whether such programs or activities are Federally funded or not);
- Titles II and III of the Americans with Disabilities Act, which prohibit discrimination on the basis of disability in the operation of public entities, public and private transportation systems, places of public accommodation, and certain testing entities (42 U.S.C. §§ 12131-12189) as implemented by Department of Transportation regulations at 49 C.F.R. parts 37 and 38;
- The Federal Aviation Administration's Non-discrimination statute (49 U.S.C. § 47123) (prohibits discrimination on the basis of race, color, national origin, and sex);
- Executive Order 12898, Federal Actions to Address Environmental Justice in Minority Populations and Low-Income Populations, which ensures Non-discrimination against minority populations by discouraging programs, policies, and activities with disproportionately high and adverse human health or environmental effects on minority and low-income populations;
- Executive Order 13166, Improving Access to Services for Persons with Limited English Proficiency, and resulting agency guidance, national origin discrimination includes discrimination because of Limited English proficiency (LEP). To ensure compliance with Title VI, you must take reasonable steps to ensure that LEP persons have meaningful access to your programs (70 Fed. Reg. at 74087 to 74100);
- Title IX of the Education Amendments of 1972, as amended, which prohibits you from discriminating because of sex in education programs or activities (20 U.S.C. 1681 et seq).

**NOTICE OF REQUIREMENT FOR AFFIRMATIVE ACTION TO  
ENSURE EQUAL EMPLOYMENT OPPORTUNITY  
(EXECUTIVE ORDER 11246)**

1. The Offeror's or Bidder's attention is called to the "Employment Practices" and "Equal Opportunity Clause" set forth in the Required Contract Provisions, FHWA 1273.
2. The goals and timetables for minority and female participation expressed in percentage terms for the contractor's aggregate work force in each trade, on all construction work in the covered area, are as follows:

**Goals for Minority Participation for Each Trade:**

<u>County</u>	<u>%</u>	<u>County</u>	<u>%</u>	<u>County</u>	<u>%</u>
Adams	1.7	Iowa	1.7	Polk	2.2
Ashland	1.2	Iron	1.2	Portage	0.6
Barron	0.6	Jackson	0.6	Price	0.6
Bayfield	1.2	Jefferson	7.0	Racine	8.4
Brown	1.3	Juneau	0.6	Richland	1.7
Buffalo	0.6	Kenosha	3.0	Rock	3.1
Burnett	2.2	Kewaunee	1.0	Rusk	0.6
Calumet	0.9	La Crosse	0.9	St. Croix	2.9
Chippewa	0.5	Lafayette	0.5	Sauk	1.7
Clark	0.6	Langlade	0.6	Sawyer	0.6
Columbia	1.7	Lincoln	0.6	Shawano	1.0
Crawford	0.5	Manitowoc	1.0	Sheboygan	7.0
Dane	2.2	Marathon	0.6	Taylor	0.6
Dodge	7.0	Marinette	1.0	Trempealeau	0.6
Door	1.0	Marquette	1.7	Vernon	0.6
Douglas	1.0	Menominee	1.0	Vilas	0.6
Dunn	0.6	Milwaukee	8.0	Walworth	7.0
Eau Claire	0.5	Monroe	0.6	Washburn	0.6
Florence	1.0	Oconto	1.0	Washington	8.0
Fond du Lac	1.0	Oneida	0.6	Waukesha	8.0
Forest	1.0	Outagamie	0.9	Waupaca	1.0
Grant	0.5	Ozaukee	8.0	Waushara	1.0
Green	1.7	Pepin	0.6	Winnebago	0.9
Green Lake	1.0	Pierce	2.2	Wood	0.6

**Goals for female participation for each trade: 6.9%**

These goals are applicable to all the contractor's construction work, (whether or not it is federal or federally assisted), performed in the covered area. If the contractor performs construction work in the geographical area located outside of the covered area, it shall apply the goals established for such geographical area where the work is actually performed. With regard to this second area, the contractor also is subject to the goals for both its federally involved and nonfederally involved construction.

The contractor's compliance with the Executive Order and the Regulations in 41 CFR Part 60-4 shall be based on its implementation of the Equal Opportunity Clause, specific affirmative action obligations required by the specifications set forth in 41 CFR 60-4.3(a), and its efforts to meet the goals. The hours of minority and female employment and training must be substantially uniform throughout the length of the contract, and in each trade, and the contractor shall make a good faith effort to employ minorities and women evenly on each of its projects. The transfer of minority or female employees or trainees from contractor to contractor or from project to project for the sole purpose of meeting the contractor's goals shall be a violation of the contract, the Executive Order and the Regulations in 41 CFR Part 60-4. Compliance with the goals will be measured against the total work hours performed.

3. The contractor shall provide written notification to the Director of the Office of Federal Contract Compliance Programs within ten (10) working days of award of any construction subcontract in excess of \$10,000.00 at any tier for construction work under the contract resulting from this solicitation. The notification shall list the name, address and telephone number of the subcontractor, employer identification number of the subcontractor; estimated dollar amount of the subcontract; estimated starting and completion dates of the subcontract; and the geographical area in which the subcontract is to be performed.

As referred to in this section, the Director means:

Director  
Office of Federal Contract Compliance Programs  
Ruess Federal Plaza  
310 W. Wisconsin Ave., Suite 1115  
Milwaukee, WI 53202

The "Employer Identification Number" means the Federal Social Security number used on the Employer's Quarterly Federal Tax Return, U.S. Treasury Department Form 941.

4. As used in this notice, and in the contract resulting from solicitation, the "covered area" is the county(ies) in Wisconsin to which this proposal applies.

## **ADDITIONAL FEDERAL-AID PROVISIONS**

### **NOTICE TO ALL BIDDERS**

To report bid rigging activities call:

**1-800-424-9071**

The U.S. Department of Transportation (DOT) operates the above toll-free "hotline" Monday through Friday, 8:00 a.m. to 5:00 p.m., Eastern Time. Anyone with knowledge of possible bid rigging, bidding collusion, or other fraudulent activities should use the "hotline" to report such activities.

The "hotline" is part of the DOT's continuing effort to identify and investigate highway construction contract fraud and abuse and is operated under the direction of the DOT Inspector General. All information will be treated confidentially and caller anonymity will be respected.



## BUY AMERICA PROVISION

Buy America (as documented in M-22-11 from the Office of Management and Budget: <https://www.whitehouse.gov/wp-content/uploads/2022/04/M-22-11.pdf>) shall be domestic products and permanently incorporated in this project as classified in the following three categories, and as noted in the Construction and Materials Manual (CMM):

### 1. Iron and Steel

All iron and steel manufacturing and coating processes (from smelting forward in the manufacturing process) must have occurred within the United States. Coating includes epoxy coating, galvanizing, painting and any other coating that protects or enhances the value of a material subject to the requirements of Buy America.

The exemption of the iron and steel manufacturing and coating processes Buy America requirement is the minimal use of foreign materials if the total cost of such material permanently incorporated in the product does not exceed one-tenth of one percent (1/10 of 1%) of the total contract cost or \$2,500.00, whichever is greater. For purposes of this paragraph, the cost is that shown to be the value of the subject products as they are delivered to the project.

### 2. Manufactured Product

All manufactured products (as defined in CMM 228.5) are covered under a previous waiver from 1983, and are currently exempt from Buy America.

### 3. Construction Material

All construction materials (as defined in OMB M-22-11 and as referenced in CMM 228.5) must comply with Buy America. No exemptions (0.0%) are allowed.

The contractor shall take actions and provide documentation conforming to CMM 228.5 to ensure compliance with this Buy America provision.

<https://wisconsindot.gov/rdwy/cmm/cm-02-28.pdf>

Upon completion of the project, certify to the engineer, in writing using department form DT4567 that all iron and steel, manufactured products, and construction materials conform to this Buy America provision.

Form DT4567 is available at: <https://wisconsindot.gov/Documents/formdocs/dt4567.docx>

Attach a list of iron or steel exemptions and their associated costs to the certification form.

## CARGO PREFERENCE ACT REQUIREMENT

All Federal-aid projects shall comply with 46 CFR 381.7 (a) – (b) as follows:

(a) *Agreement Clauses.* “Use of United States-flag vessels:”

(1) Pursuant to Pub. L. 664 (43 U.S.C. 1241(b)) at least 50 percent of any equipment, materials or commodities procured, contracted for or otherwise obtained with funds granted, guaranteed, loaned, or advanced by the U.S. Government under this agreement, and which may be transported by ocean vessel, shall be transported on privately owned United States-flag commercial vessels, if available.

(2) Within 20 days following the date of loading for shipments originating within the United States or within 30 working days following the date of loading for shipments originating outside the United States, a legible copy of a rated, ‘on-board’ commercial ocean bill-of-lading in English for each shipment of cargo described in paragraph (a)(1) of this section shall be furnished to both the Contracting Officer (through the prime contractor in the case of subcontractor bills-of-lading) and to the Division of National Cargo, Office of Market Development, Maritime Administration, Washington, DC 20590.”

(b) *Contractor and Subcontractor Clauses.* “Use of United States-flag vessels: The contractor agrees—”

(1) To utilize privately owned United States-flag commercial vessels to ship at least 50 percent of the gross tonnage (computed separately for dry bulk carriers, dry cargo liners, and tankers) involved, whenever shipping any equipment, material, or commodities pursuant to this contract, to the extent such vessels are available at fair and reasonable rates for United States-flag commercial vessels.

(2) To furnish within 20 days following the date of loading for shipments originating within the United States or within 30 working days following the date of loading for shipments originating outside the United States, a legible copy of a rated, ‘on-board’ commercial ocean bill-of-lading in English for each shipment of cargo described in paragraph (b) (1) of this section to both the Contracting Officer (through the prime contractor in the case of subcontractor bills-of-lading) and to the Division of National Cargo, Office of Market Development, Maritime Administration, Washington, DC 20590.

(3) To insert the substance of the provisions of this clause in all subcontracts issued pursuant to this contract.

**WISCONSIN DEPARTMENT OF TRANSPORTATION  
DIVISION OF TRANSPORTATION AND SYSTEM DEVELOPMENT**

**SUPPLEMENTAL REQUIRED CONTRACT PROVISIONS  
FOR PROJECTS WITH FEDERAL AID**

**I. PREVAILING WAGE RATES**

The attached U.S. Department of Labor (Davis-Bacon Minimum Wage Rates) furnishes the minimum prevailing wage rates pursuant to the Davis-Bacon and Related Acts. The wage rates shown are the minimum rates required by the contract to be paid during its life, however this is not a representation that labor can be obtained at these rates. It is the responsibility of bidders to inform themselves as to the local labor conditions and prospective changes or adjustments of wage rates. No increase in the contract price will be allowed or authorized on account of the payment of wage rates in excess of those listed herein.

**II. COVERAGE OF TRUCK DRIVERS**

Truck drivers are covered by Davis-Bacon Minimum Wage Rates in the following circumstances:

- Drivers of a contractor or subcontractor for time spent working on the site of the work.
- Drivers of a contractor or subcontractor for time spent loading and/or unloading materials and supplies on the site of the work, if such time is not de minimis.  
[https://www.dol.gov/whd/FOH/FOH\\_Ch15.pdf](https://www.dol.gov/whd/FOH/FOH_Ch15.pdf)
- Truck drivers transporting materials or supplies between a facility that is deemed part of the site of the work and the actual construction site.
- Truck drivers transporting portions of the building or work between a site established specifically for the performance of the contract where a significant portion of such building or work is constructed and the physical place where the building or work called for in the contract will remain.

Truck drivers are not covered by Davis-Bacon Minimum Wage Rates in the following circumstances:

- Material delivery truck drivers while off the site of the work.
- Drivers of a contractor or subcontractor traveling between a Davis-Bacon job and a commercial supply facility while they are off the site of the work.”
- Truck drivers whose time spent on the site of the work is de minimis, such as only a few minutes at a time merely to pick up or drop off materials or supplies.

Details are available online at:

<https://www.dol.gov/whd/recovery/pwrb/Tab9.pdf>

<https://wisconsindot.gov/Pages/doing-bus/civil-rights/labornwage/trckng.aspx>

### **III. POSTINGS AT THE SITE OF THE WORK**

In addition to the required postings furnished by the department, the contractor shall post the following in at least one conspicuous and accessible place at the site of work:

- a. A copy of the contractor's Equal Employment Opportunity Policy.

All required documents shall be posted by the first day of work and be accurate and complete. Postings must be readable, in an area where they will be noticed, and maintained until the last day of work.

### **IV. RESOURCES**

Required information regarding compliance with federal provisions is found in the following resources:

- FHWA-1273 included in this contract
- U.S. Department of Labor Prevailing Wage Resource Book
- U.S. Department of Labor Field Operations Handbook
- U.S. Code of Federal Regulations
- Any applicable law, Act, or Executive Order enacted by the federal government at the time of the letting of this contract

Superseded General Decision Number: WI20210010

State: Wisconsin

Construction Type: Highway

Counties: Wisconsin Statewide.

HIGHWAY, AIRPORT RUNWAY & TAXIWAY CONSTRUCTION PROJECTS (does not include bridges over navigable waters; tunnels; buildings in highway rest areas; and railroad construction)

Note: Contracts subject to the Davis-Bacon Act are generally required to pay at least the applicable minimum wage rate required under Executive Order 14026 or Executive Order 13658. Please note that these Executive Orders apply to covered contracts entered into by the federal government that are subject to the Davis-Bacon Act itself, but do not apply to contracts subject only to the Davis-Bacon Related Acts, including those set forth at 29 CFR 5.1(a)(2)-(60).

If the contract is entered into on or after January 30, 2022, or the contract is renewed or extended (e.g., an option is exercised) on or after January 30, 2022:	. Executive Order 14026 generally applies to the contract. . The contractor must pay all covered workers at least \$15.00 per hour (or the applicable wage rate listed on this wage determination, if it is higher) for all hours spent performing on the contract in 2022.
If the contract was awarded on or between January 1, 2015 and January 29, 2022, and the contract is not renewed or extended on or after January 30, 2022:	. Executive Order 13658 generally applies to the contract. . The contractor must pay all covered workers at least \$11.25 per hour (or the applicable wage rate listed on this wage determination, if it is higher) for all hours spent performing on that contract in 2022.

The applicable Executive Order minimum wage rate will be adjusted annually. If this contract is covered by one of the Executive Orders and a classification considered necessary for performance of work on the contract does not appear on this wage determination, the contractor must still submit a conformance request.

Additional information on contractor requirements and worker protections under the Executive Orders is available at <https://www.dol.gov/agencies/whd/government-contracts>.

1	01/21/2022
2	02/04/2022
3	02/25/2022
4	03/11/2022
5	03/18/2022
6	04/29/2022
7	05/13/2022
8	06/17/2022
9	07/08/2022
10	07/22/2022
11	07/29/2022
12	08/12/2022
13	09/16/2022
14	10/14/2022
15	12/16/2022

BRWI0001-002 06/01/2021

CRAWFORD, JACKSON, JUNEAU, LA CROSSE, MONROE, TREMPLEAU, AND VERNON COUNTIES

	Rates	Fringes
BRICKLAYER.....	\$ 36.81	25.17

-----  
BRWI0002-002 06/01/2021

ASHLAND, BAYFIELD, DOUGLAS, AND IRON COUNTIES

	Rates	Fringes
BRICKLAYER.....	\$ 44.35	23.89

-----  
BRWI0002-005 06/01/2021

ADAMS, ASHLAND, BARRON, BROWN, BURNETT, CALUMET, CHIPPEWA, CLARK, COLUMBIA, DODGE, DOOR, DUNN, FLORENCE, FOND DU LAC, FOREST, GREEN LAKE, IRON, JEFFERSON, KEWAUNEE, LANGLADE, LINCOLN, MANITOWOC, MARATHON, MARINETTE, MARQUETTE, MENOMINEE, OCONTO, ONEIDA, OUTAGAMIE, POLK, PORTAGE, RUSK, ST CROIX, SAUK, SHAWANO, SHEBOYGAN, TAYLOR, VILAS, WALWORTH, WAUPACA, WAUSHARA, WINNEBAGO, AND WOOD COUNTIES

	Rates	Fringes
CEMENT MASON/CONCRETE FINISHER...	\$ 37.73	24.15

-----  
BRWI0003-002 06/01/2021

BROWN, DOOR, FLORENCE, KEWAUNEE, MARINETTE, AND OCONTO COUNTIES

	Rates	Fringes
BRICKLAYER.....	\$ 37.03	24.95

-----  
BRWI0004-002 06/01/2021

KENOSHA, RACINE, AND WALWORTH COUNTIES

	Rates	Fringes
BRICKLAYER.....	\$ 41.30	26.03

BRWI0006-002 06/01/2021

ADAMS, CLARK, FOREST, LANGLADE, LINCOLN, MARATHON, MENOMINEE,  
ONEIDA, PORTAGE, PRICE, TAYLOR, VILAS AND WOOD COUNTIES

	Rates	Fringes
BRICKLAYER.....	\$ 37.78	24.20

-----  
BRWI0007-002 06/01/2021

GREEN, LAFAYETTE, AND ROCK COUNTIES

	Rates	Fringes
BRICKLAYER.....	\$ 38.38	25.31

-----  
BRWI0008-002 06/01/2021

MILWAUKEE, OZAUKEE, WASHINGTON, AND WAUKESHA COUNTIES

	Rates	Fringes
BRICKLAYER.....	\$ 42.38	24.64

-----  
BRWI0011-002 06/01/2021

CALUMET, FOND DU LAC, MANITOWOC, AND SHEBOYGAN COUNTIES

	Rates	Fringes
BRICKLAYER.....	\$ 37.03	24.95

-----  
BRWI0019-002 06/01/2021

BARRON, BUFFALO, BURNETT, CHIPPEWA, DUNN, EAU CLAIRE, PEPIN,  
PIERCE, POLK, RUSK, ST. CROIX, SAWYER AND WASHBURN COUNTIES

	Rates	Fringes
BRICKLAYER.....	\$ 36.31	25.67

-----  
BRWI0034-002 06/01/2021

COLUMBIA AND SAUK COUNTIES

	Rates	Fringes
BRICKLAYER.....	\$ 38.53	25.16

-----  
CARP0068-011 05/02/2022

BURNETT (W. of Hwy 48), PIERCE (W. of Hwy 29), POLK (W. of Hwys  
35, 48 & 65), AND ST. CROIX (W. of Hwy 65) COUNTIES

	Rates	Fringes
Carpenter & Piledrivermen.....	\$ 41.19	27.05

-----  
CARP0264-003 06/01/2016

KENOSHA, MILWAUKEE, OZAUKEE, RACINE, WAUKESHA, AND WASHINGTON

COUNTIES

	Rates	Fringes
CARPENTER.....	\$ 35.78	22.11

---

\* CARP0310-002 06/05/2022

Ashland, Bayfield, Forest, Iron, Langlade, Lincoln, Marathon, Oneida, Shawano, Taylor and Vilas

	Rates	Fringes
CARPENTER.....	\$ 36.80	26.12
Piledriver.....	\$ 37.37	25.96

---

\* CARP0314-001 06/05/2022

Columbia, Dane, Dodge, Grant, Green, Iowa, Jefferson, Lafayette, Richland, Rock, Sauk and Walworth

	Rates	Fringes
CARPENTER.....	\$ 36.80	26.12
Piledriver.....	\$ 37.37	25.96

---

CARP0361-004 05/01/2018

BAYFIELD (West of Hwy 63) AND DOUGLAS COUNTIES

	Rates	Fringes
CARPENTER.....	\$ 36.15	20.43

---

\* CARP0731-002 06/05/2022

Calumet (Eastern portion of the County), Fond Du Lac, Manitowoc and Sheboygan

	Rates	Fringes
CARPENTER.....	\$ 36.80	26.12
Piledriver.....	\$ 37.37	25.96

---

\* CARP0804-001 06/05/2022

Adams, Juneau, Portage and Wood

	Rates	Fringes
CARPENTER.....	\$ 36.80	26.12
Piledriver.....	\$ 37.37	25.96

---

\* CARP0955-002 06/01/2022

Calumet (western portion of County), Fond Du Lac, Green Lake, Marquette, Outagamie and Winnebago

Rates	Fringes
-------	---------



CARPENTER.....	\$ 36.80	26.12
PILEDRIVER.....	\$ 37.37	25.96

-----  
 \* CARP1056-002 06/05/2022

	Rates	Fringes
MILLWRIGHT.....	\$ 38.00	26.78

-----  
 \* CARP1074-002 06/01/2022

Barron, Burnett, Chippewa, Clark, Dunn, Eau Claire, Pepin,  
 Pierce, Polk, Rusk, Sawyer, St. Croix and Washburn

	Rates	Fringes
CARPENTER.....	\$ 36.80	26.12
PILEDRIVER.....	\$ 37.37	25.96

-----  
 \* CARP1143-002 06/01/2022

Crawford, Jackson, La Crosse, Monroe, Trempealeau and Vernon

	Rates	Fringes
CARPENTER.....	\$ 36.80	26.12
PILEDRIVER.....	\$ 37.37	25.96

-----  
 \* CARP1146-002 06/01/2022

Brown, Door, Florence, Kewaunee, Marinette, Menominee and  
 Shawano

	Rates	Fringes
CARPENTER.....	\$ 36.80	26.12
PILEDRIVER.....	\$ 37.37	25.96

-----  
 CARP2337-001 06/01/2016

ZONE A: MILWAUKEE, OZAUKEE, WAUKESHA AND WASHINGTON

ZONE B: KENOSHA & RACINE

	Rates	Fringes
PILEDRIVERMAN		
Zone A.....	\$ 31.03	22.69
Zone B.....	\$ 31.03	22.69

-----  
 ELEC0014-002 05/29/2022

ASHLAND, BARRON, BAYFIELD, BUFFALO, BURNETT, CHIPPEWA, CLARK  
 (except Maryville, Colby, Unity, Sherman, Fremont, Lynn &  
 Sherwood), CRAWFORD, DUNN, EAU CLAIRE, GRANT, IRON, JACKSON, LA  
 CROSSE, MONROE, PEPIN, PIERCE, POLK, PRICE, RICHLAND, RUSK, ST  
 CROIX, SAWYER, TAYLOR, TREMPLEALEAU, VERNON, AND WASHBURN  
 COUNTIES

	Rates	Fringes
--	-------	---------

Electricians:.....\$ 38.49 22.09

-----  
ELEC0014-007 05/29/2022

REMAINING COUNTIES

	Rates	Fringes
Teledata System Installer.....	\$ 29.63	3%+16.18
Installer/Technician.....	\$ 28.50	15.92

Low voltage construction, installation, maintenance and removal of teledata facilities (voice, data, and video) including outside plant, telephone and data inside wire, interconnect, terminal equipment, central offices, PABX, fiber optic cable and equipment, micro waves, V-SAT, bypass, CATV, WAN (wide area networks), LAN (local area networks), and ISDN (integrated systems digital network).

-----  
ELEC0127-002 06/01/2021

KENOSHA COUNTY

	Rates	Fringes
Electricians:.....	\$ 43.16	30%+12.70

-----  
ELEC0158-002 05/30/2021

BROWN, DOOR, KEWAUNEE, MANITOWOC (except Schleswig), MARINETTE(Wausaukee and area South thereof), OCONTO, MENOMINEE (East of a line 6 miles West of the West boundary of Oconto County), SHAWANO (Except Area North of Townships of Aniwa and Hutchins) COUNTIES

	Rates	Fringes
ELECTRICIAN.....	\$ 36.14	29.75%+10.26

-----  
ELEC0159-003 05/30/2021

COLUMBIA, DANE, DODGE (Area West of Hwy 26, except Chester and Emmet Townships), GREEN, LAKE (except Townships of Berlin, Seneca, and St. Marie), IOWA, MARQUETTE (except Townships of Neshkoka, Crystal Lake, Newton, and Springfield), and SAUK COUNTIES

	Rates	Fringes
ELECTRICIAN.....	\$ 43.38	23.13

-----  
ELEC0219-004 06/01/2019

FLORENCE COUNTY (Townships of Aurora, Commonwealth, Fern, Florence and Homestead) AND MARINETTE COUNTY (Township of Niagara)

	Rates	Fringes
Electricians:		
Electrical contracts over		

\$180,000.....	\$ 33.94	21.80
Electrical contracts under		
\$180,000.....	\$ 31.75	21.73

-----  
 ELEC0242-005 05/30/2021

DOUGLAS COUNTY

	Rates	Fringes
Electricians:.....	\$ 41.37	69.25%

-----  
 ELEC0388-002 05/30/2021

ADAMS, CLARK (Colby, Freemont, Lynn, Mayville, Sherman, Sherwood, Unity), FOREST, JUNEAU, LANGLADE, LINCOLN, MARATHON, MARINETTE (Beecher, Dunbar, Goodman & Pembine), MENOMINEE (Area West of a line 6 miles West of the West boundary of Oconto County), ONEIDA, PORTAGE, SHAWANO (Aniwa and Hutchins), VILAS AND WOOD COUNTIES

	Rates	Fringes
Electricians:.....	\$ 36.22	26%+11.24

-----  
 ELEC0430-002 06/01/2022

RACINE COUNTY (Except Burlington Township)

	Rates	Fringes
Electricians:.....	\$ 45.02	24.35

-----  
 ELEC0494-005 06/01/2021

MILWAUKEE, OZAUKEE, WASHINGTON, AND WAUKESHA COUNTIES

	Rates	Fringes
Electricians:.....	\$ 44.39	25.67

-----  
 ELEC0494-006 06/01/2021

CALUMET (Township of New Holstein), DODGE (East of Hwy 26 including Chester Township), FOND DU LAC, MANITOWOC (Schleswig), and SHEBOYGAN COUNTIES

	Rates	Fringes
Electricians:.....	\$ 37.91	22.74

-----  
 ELEC0494-013 06/01/2021

DODGE (East of Hwy 26 including Chester Twp, excluding Emmet Twp), FOND DU LAC (Except Waupun), MILWAUKEE, OZAUKEE, MANITOWOC (Schleswig), WASHINGTON, AND WAUKESHA COUNTIES

	Rates	Fringes
Sound & Communications		
Installer.....	\$ 22.39	18.80
Technician.....	\$ 32.49	20.26

Installation, testing, maintenance, operation and servicing of all sound, intercom, telephone interconnect, closed circuit TV systems, radio systems, background music systems, language laboratories, electronic carillon, antenna distribution systems, clock and program systems and low-voltage systems such as visual nurse call, audio/visual nurse call systems, doctors entrance register systems. Includes all wire and cable carrying audio, visual, data, light and radio frequency signals. Includes the installation of conduit, wiremold, or raceways in existing structures that have been occupied for six months or more where required for the protection of the wire or cable, but does not mean a complete conduit or raceway system. work covered does not include the installation of conduit, wiremold or any raceways in any new construction, or the installation of power supply outlets by means of which external electric power is supplied to any of the foregoing equipment or products

-----  
 ELEC0577-003 06/01/2021

CALUMET (except Township of New Holstein), GREEN LAKE (N. part including Townships of Berlin, St Marie, and Seneca), MARQUETTE (N. part including Townships of Crystal Lake, Neshkoro, Newton, and Springfield), OUTAGAMIE, WAUPACA, WAUSHARA, AND WINNEBAGO COUNTIES

	Rates	Fringes
Electricians:.....	\$ 35.66	29.50%+10.00

-----  
 ELEC0890-003 06/01/2021

DODGE (Emmet Township only), GREEN, JEFFERSON, LAFAYETTE, RACINE (Burlington Township), ROCK AND WALWORTH COUNTIES

	Rates	Fringes
Electricians:.....	\$ 39.00	25.95%+11.17

-----  
 ELEC0953-001 06/02/2019

	Rates	Fringes
Line Construction:		
(1) Lineman.....	\$ 47.53	21.43
(2) Heavy Equipment Operator.....	\$ 42.78	19.80
(3) Equipment Operator.....	\$ 38.02	18.40
(4) Heavy Groundman Driver..	\$ 33.27	16.88
(5) Light Groundman Driver..	\$ 30.89	16.11
(6) Groundsman.....	\$ 26.14	14.60

-----  
 ENGI0139-005 06/01/2022

	Rates	Fringes
Power Equipment Operator		
Group 1.....	\$ 43.27	25.95
Group 2.....	\$ 42.77	25.95
Group 3.....	\$ 42.27	25.95

Group 4.....	\$ 42.01	25.95
Group 5.....	\$ 41.72	25.95
Group 6.....	\$ 35.82	25.95

HAZARDOUS WASTE PREMIUMS:

EPA Level "A" protection - \$3.00 per hour  
EPA Level "B" protection - \$2.00 per hour  
EPA Level "C" protection - \$1.00 per hour

POWER EQUIPMENT OPERATORS CLASSIFICATIONS

GROUP 1: Cranes, tower cranes, and derricks with or without attachments with a lifting capacity of over 100 tons; or cranes, tower cranes, and derricks with boom, leads and/or jib lengths measuring 176 feet or longer.

GROUP 2: Cranes, tower cranes and derricks with or without attachments with a lifting capacity of 100 tons or less; or cranes, tower cranes, and derricks with boom, leads, and/or jibs lengths measuring 175 feet or under and Backhoes (excavators) weighing 130,000 lbs and over; caisson rigs; pile driver; dredge operator; dredge engineer; Boat Pilot.

GROUP 3: Mechanic or welder - Heavy duty equipment; cranes with a lifting capacity of 25 tons or under; concrete breaker (manual or remote); vibratory/sonic concrete breaker; concrete laser screed; concrete slipform paver; concrete batch plant operator; concrete pvt. spreader - heavy duty (rubber tired); concrete spreader & distributor; automatic subgrader (concrete); concrete grinder & planing machine; concrete slipform curb & gutter machine; slipform concrete placer; tube finisher; hydro blaster (10,000 psi & over); bridge paver; concrete conveyor system; concrete pump; Rotec type Conveyor; stabilizing mixer (self-propelled); shoulder widener; asphalt plant engineer; bituminous paver; bump cutter & grooving machine; milling machine; screed (bituminous paver); asphalt heater, planer & scarifier; Backhoes (excavators) weighing under 130,000 lbs; grader or motor patrol; tractor (scraper, dozer, pusher, loader); scraper - rubber tired (single or twin engine); endloader; hydraulic backhoe (tractor type); trenching machine; skid rigs; tractor, side boom (heavy); drilling or boring machine (mechanical heavy); roller over 5 tons; percussion or rotary drilling machine; air track; blaster; loading machine (conveyor); tugger; boatmen; winches & A-frames; post driver; material hoist.

GROUP 4: Greaser, roller steel (5 tons or less); roller (pneumatic tired) - self propelled; tractor (mounted or towed compactors & light equipment); shouldering machine; self-propelled chip spreader; concrete spreader; finishing machine; mechanical float; curing machine; power subgrader; joint sawer (multiple blade) belting machine; burlap machine; texturing machine; tractor endloader (rubber tired) - light; jeep digger; forklift; mulcher; launch operator; fireman, environmental burner

GROUP 5: Air compressor; power pack; vibrator hammer and extractor; heavy equipment, leadman; tank car heaters; stump chipper; curb machine operator; Concrete proportioning plants; generators; mudjack operator; rock breaker; crusher or screening plant; screed (milling machine); automatic belt conveyor and surge bin; pug mill operator; Oiler, pump (over 3 inches); Drilling Machine Tender, day light machine

GROUP 6: Off-road material hauler with or without ejector.

-----  
IRON0008-002 06/13/2022

BROWN, CALUMET, DOOR, FOND DU LAC, KEWAUNEE, MANITOWOC,  
MARINETTE, OCONTO, OUTAGAMI, SHAWANO, SHEBOYGAN, AND WINNEBAGO  
COUNTIES:

	Rates	Fringes
IRONWORKER.....	\$ 41.00	28.95

Paid Holidays: New Year's Day, Memorial Day, July 4th, Labor  
Day, Thanksgiving Day & Christmas Day.

-----  
IRON0008-003 06/01/2021

KENOSHA, MILWAUKEE, OZAUKEE, RACINE, WALWORTH (N.E. 2/3),  
WASHINGTON, AND WAUKESHA COUNTIES

	Rates	Fringes
IRONWORKER.....	\$ 40.57	28.40

Paid Holidays: New Year's Day, Memorial Day, July 4th, Labor  
Day, Thanksgiving Day & Christmas Day.

-----  
IRON0383-001 06/05/2022

ADAMS, COLUMBIA, CRAWFORD, DANE, DODGE, FLORENCE, FOREST,  
GRANT, GREENE, (Excluding S.E. tip), GREEN LAKE, IOWA,  
JEFFERSON, JUNEAU, LA CROSSE, LAFAYETTE, LANGLADE, MARATHON,  
MARQUETTE, MENOMINEE, MONROE, PORTAGE, RICHLAND, ROCK (Northern  
area, vicinity of Edgerton and Milton), SAUK, VERNON, WAUPACA,  
WAUSHARA, AND WOOD COUNTIES

	Rates	Fringes
IRONWORKER.....	\$ 39.00	28.58

-----  
IRON0498-005 06/01/2021

GREEN (S.E. 1/3), ROCK (South of Edgerton and Milton), and  
WALWORTH (S.W. 1/3) COUNTIES:

	Rates	Fringes
IRONWORKER.....	\$ 41.37	44.41

-----  
IRON0512-008 05/01/2022

BARRON, BUFFALO, CHIPPEWA, CLARK, DUNN, EAU CLAIRE, JACKSON,  
PEPIN, PIERCE, POLK, RUSK, ST CROIX, TAYLOR, AND TREMPLEAU  
COUNTIES

	Rates	Fringes
--	-------	---------

IRONWORKER.....\$ 41.00 33.11

-----  
IRON0512-021 05/01/2022

ASHLAND, BAYFIELD, BURNETT, DOUGLAS, IRON, LINCOLN, ONEIDA,  
PRICE, SAWYER, VILAS AND WASHBURN COUNTIES

	Rates	Fringes
IRONWORKER.....	\$ 36.94	33.11

-----  
LAB00113-002 06/01/2022

MILWAUKEE AND WAUKESHA COUNTIES

	Rates	Fringes
LABORER		
Group 1.....	\$ 32.65	23.09
Group 2.....	\$ 32.80	23.09
Group 3.....	\$ 33.00	23.09
Group 4.....	\$ 33.15	23.09
Group 5.....	\$ 33.30	23.09
Group 6.....	\$ 29.14	23.09

LABORERS CLASSIFICATIONS

GROUP 1: General Laborer; Tree Trimmer; Conduit Layer; Demolition and Wrecking Laborer; Guard Rail, Fence, and Bridge Builder; Landscaper; Multiplate Culvert Assembler; Stone Handler; Bituminous Worker (Shoveler, Loader, and Utility Man); Batch Truck Dumper or Cement Handler; Bituminous Worker (Dumper, Ironer, Smoother, and Tamper); Concrete Handler

GROUP 2: Air Tool Operator; Joint Sawyer and Filler (Pavement); Vibrator or Tamper Operator (Mechanical Hand Operated); Chain Saw Operator; Demolition Burning Torch Laborer

GROUP 3: Bituminous Worker (Raker and Luteman); Formsetter (Curb, Sidewalk, and Pavement); Strike Off Man

GROUP 4: Line and Grade Specialist

GROUP 5: Blaster and Powderman

GROUP 6: Flagperson; traffic control person

-----  
LAB00113-003 06/01/2022

OZAUKEE AND WASHINGTON COUNTIES

	Rates	Fringes
LABORER		
Group 1.....	\$ 31.90	23.09
Group 2.....	\$ 32.00	23.09
Group 3.....	\$ 32.05	23.09
Group 4.....	\$ 32.25	23.09
Group 5.....	\$ 32.10	23.09
Group 6.....	\$ 28.99	23.09

LABORERS CLASSIFICATIONS

GROUP 1: General Laborer; Tree Trimmer; Conduit Layer; Demolition and Wrecking Laborer; Guard Rail, Fence, and Bridge Builder; Landscaper; Multiplate Culvert Assembler; Stone Handler; Bituminous Worker (Shoveler, Loader, and Utility Man); Batch Truck Dumper or Cement Handler; Bituminous Worker (Dumper, Ironer, Smoother, and Tamper); Concrete Handler

GROUP 2: Air Tool Operator; Joint Sawyer and Filler (Pavement); Vibrator or Tamper Operator (Mechanical Hand Operated);

GROUP 3: Bituminous Worker (Raker and Luteman); Formsetter (Curb, Sidewalk, and Pavement); Strike Off Man

GROUP 4: Line and Grade Specialist

GROUP 5: Blaster; powderman

GROUP 6: Flagperson and Traffic Control Person

-----  
LAB00113-011 06/01/2022

KENOSHA AND RACINE COUNTIES

	Rates	Fringes
LABORER		
Group 1.....	\$ 31.71	23.09
Group 2.....	\$ 31.86	23.09
Group 3.....	\$ 32.06	23.09
Group 4.....	\$ 32.03	23.09
Group 5.....	\$ 32.36	23.09
Group 6.....	\$ 28.85	23.09

LABORERS CLASSIFICATIONS:

GROUP 1: General laborer; Tree Trimmer; Conduit Layer; Demolition and Wrecking Laborer; Guard Rail, Fence, and Bridge Builder; Landscaper; Multiplate Culvert Assembler; Stone Handler; Bituminous Worker (Shoveler, Loader, and Utility Man); Batch Truck Dumper or Cement Handler; Bituminous worker (Dumper, Ironer, Smoother, and Tamper); Concrete Handler

GROUP 2: Air Tool Operator; Joint Sawyer and Filler (Pavement); Vibrator or Tamper Operator (Mechanical Hand Operated); Chain Saw Operator; Demolition Burning Torch Laborer

GROUP 3: Bituminous Worker (Raker and Luteman); Formsetter (Curb, Sidewalk, and Pavement); Strike Off Man

GROUP 4: Line and Grade Specialist

GROUP 5: Blaster and Powderman

GROUP 6: Flagman; traffic control person

-----  
LAB00140-002 06/01/2022



ADAMS, ASHLAND, BARRON, BAYFIELD, BROWN, BUFFALO, BURNETT, CALUMET, CHIPPEWA, CLARK, COLUMBIA, CRAWFORD, DODGE, DOOR, DOUGLAS, DUNN, EAU CLAIRE, FLORENCE, FOND DU LAC, FOREST, GRANT, GREEN, GREEN LAKE, IRON, JACKSON, JUNEAU, IOWA, JEFFERSON, KEWAUNEE, LA CROSSE, LAFAYETTE, LANGLADE, LINCOLN, MANITOWOC, MARATHON, MARINETTE, MARQUETTE, MENOMINEE, MONROE, OCONTO, ONEIDA, OUTAGAMIE, PEPIN, PIERCE, POLK, PORTAGE, PRICE, RICHLAND, ROCK, RUSK, SAUK, SAWYER, SHAWANO, SHEBOYGAN, ST. CROIX, TAYLOR, TREMPLEAU, VERNON, VILLAS, WALWORTH, WASHBURN, WAUPACA, WAUSHARA, WINNEBAGO, AND WOOD COUNTIES

	Rates	Fringes
LABORER		
Group 1.....	\$ 36.42	18.68
Group 2.....	\$ 36.52	18.68
Group 3.....	\$ 36.57	18.68
Group 4.....	\$ 36.77	18.68
Group 5.....	\$ 36.62	18.68
Group 6.....	\$ 33.05	18.68

LABORER CLASSIFICATIONS

GROUP 1: General Laborer; Tree Trimmer; Conduit Layer; Demolition and Wrecking Laborer; Guard Rail, Fence, and Bridge Builder; Landscaper; Multiplate Culvert Assembler; Stone Handler; Bituminous Worker (Shoveler, Loader, and Utility Man); Batch Truck Dumper or Cement Handler; Bituminous Worker (Dumper, Ironer, Smoother and Tamper); Concrete Handler

GROUP 2: Air Tool Operator; Joint Sawyer and Filler (Pavement); Vibrator or Tamper Operator (Mechanical Hand Operated); Chain Saw Operator, Demolition Burning Torch Laborer

GROUP 3: Bituminous Worker (Raker and Luteman); Formsetter (Curb, Sidewalk and Pavement); Strike Off Man

GROUP 4: Line and Grade Specialist

GROUP 5: Blaster; powderman

GROUP 6: Flagperson; Traffic Control

-----  
LAB00464-003 06/01/2022

DANE COUNTY

	Rates	Fringes
LABORER		
Group 1.....	\$ 36.70	18.68
Group 2.....	\$ 36.80	18.68
Group 3.....	\$ 36.85	18.68
Group 4.....	\$ 37.05	18.68
Group 5.....	\$ 36.90	18.68
Group 6.....	\$ 33.05	18.68

LABORERS CLASSIFICATIONS:

GROUP 1: General Laborer; Tree Trimmer; Conduit Layer;

Demolition and Wrecking Laborer; Guard Rail, Fence, and Bridge Builder; Landscaper; Multiplate Culvert Assembler; Stone Handler; Bituminous Worker (Shoveler, Loader, and Utility Man); Batch Truck Dumper or Cement Handler; Bituminous Worker (Dumper, Ironer, Smoother, and Tamper); Concrete Handler

GROUP 2: Air Tool Operator; Joint Sawyer and Filler (Pavement); Vibrator or Tamper Operator (Mechanical Hand Operated); Chain Saw Operator; Demolition Burning Torch Laborer

GROUP 3: Bituminous Worker (Raker and Luteman); Formsetter (Curb, Sidewalk, and Pavement); Strike Off Man

GROUP 4: Line and Grade Specialist

GROUP 5: Blaster; Powderman

GROUP 6: Flagperson and Traffic Control Person

-----  
 PAIN0106-008 05/01/2022

ASHLAND, BAYFIELD, BURNETT, AND DOUGLAS COUNTIES

	Rates	Fringes
Painters:		
New:		
Brush, Roller.....	\$ 33.99	22.70
Spray, Sandblast, Steel....	\$ 34.59	22.70
Repaint:		
Brush, Roller.....	\$ 33.09	22.70
Spray, Sandblast, Steel....	\$ 32.49	22.70

-----  
 PAIN0108-002 06/01/2022

RACINE COUNTY

	Rates	Fringes
Painters:		
Brush, Roller.....	\$ 39.60	21.79
Spray & Sandblast.....	\$ 40.60	21.79

-----  
 PAIN0259-002 05/01/2008

BARRON, CHIPPEWA, DUNN, EAU CLAIRE, PEPIN, PIERCE, POLK, RUSK, SAWYER, ST. CROIX, AND WASHBURN COUNTIES

	Rates	Fringes
PAINTER.....	\$ 24.11	12.15

-----  
 PAIN0259-004 05/01/2015

BUFFALO, CRAWFORD, JACKSON, LA CROSSE, MONROE, TREMPLEAU, AND VERNON COUNTIES

	Rates	Fringes
PAINTER.....	\$ 22.03	12.45

-----  
PAIN0781-002 06/01/2022

JEFFERSON, MILWAUKEE, OZAUKEE, WASHINGTON, AND WAUKESHA COUNTIES

	Rates	Fringes
Painters:		
Bridge.....	\$ 38.15	24.80
Brush.....	\$ 37.40	24.80
Spray & Sandblast.....	\$ 38.15	24.80

-----  
PAIN0802-002 06/01/2021

COLUMBIA, DANE, DODGE, GRANT, GREEN, IOWA, LAFAYETTE, RICHLAND,  
ROCK, AND SAUK COUNTIES

	Rates	Fringes
PAINTER		
Brush.....	\$ 29.98	18.78

PREMIUM PAY:

Structural Steel, Spray, Bridges = \$1.00 additional per  
hour.

-----  
\* PAIN0802-003 06/01/2022

ADAMS, BROWN, CALUMET, CLARK, DOOR, FOND DU LAC, FOREST, GREEN  
LAKE, IRON, JUNEAU, KEWAUNEE, LANGLADE, LINCOLN, MANITOWOC,  
MARATHON, MARINETTE, MARQUETTE, MENOMINEE, OCONTO, ONEIDA,  
OUTAGAMIE, PORTAGE, PRICE, SHAWANO, SHEBOYGAN, TAYLOR, VILAS,  
WAUSHARA, WAUPACA, WINNEBAGO, AND WOOD COUNTIES

	Rates	Fringes
PAINTER.....	\$ 34.68	18.94

-----  
PAIN0934-001 06/01/2022

KENOSHA AND WALWORTH COUNTIES

	Rates	Fringes
Painters:		
Brush.....	\$ 36.70	24.69
Spray.....	\$ 37.70	24.69
Structural Steel.....	\$ 36.85	24.69

-----  
PAIN1011-002 06/06/2021

FLORENCE COUNTY

	Rates	Fringes
Painters:.....	\$ 26.71	14.38

-----  
PLAS0599-010 06/01/2021

	Rates	Fringes
CEMENT MASON/CONCRETE FINISHER		

Area 1.....	\$ 42.06	20.87
Area 2 (BAC).....	\$ 37.73	23.80
Area 3.....	\$ 38.74	22.46
Area 4.....	\$ 38.59	22.66
Area 5.....	\$ 38.16	22.98
Area 6.....	\$ 34.94	26.36

AREA DESCRIPTIONS

AREA 1: BAYFIELD, DOUGLAS, PRICE, SAWYER, AND WASHBURN COUNTIES

AREA 2: ADAMS, ASHLAND, BARRON, BROWN, BURNETT, CALUMET, CHIPPEWA, CLARK, COLUMBIA, DODGE, DOOR, DUNN, FLORENCE, FOND DU LAC, FOREST, GREEN LAKE, IRON, JEFFERSON, KEWAUNEE, LANGLADE, LINCOLN, MANITOWOC, MARATHON, MARINETTE, MARQUETTE, MENOMINEE, OCONTO, ONEIDA, OUTAGAMIE, POLK, PORTAGE, RUSK, ST CROIX, SAUK, SHAWANO, SHEBOYGAN, TAYLOR, VILAS, WALWORTH, WAUPACA, WAUSHARA, WINNEBAGO, AND WOOD COUNTIES

AREA 3: BUFFALO, CRAWFORD, EAU CLAIRE, JACKSON, JUNEAU, LA CROSSE MONROE, PEPIN, PIERCE, RICHLAND, TREMPLEAU, AND VERNON COUNTIES

AREA 4: MILWAUKEE, OZAUKEE, WASHINGTON, AND WAUKESHA COUNTIES

AREA 5: DANE, GRANT, GREEN, IOWA, LAFAYETTE, AND ROCK COUNTIES

AREA 6: KENOSHA AND RACINE COUNTIES

-----  
TEAM0039-001 06/01/2021

	Rates	Fringes
TRUCK DRIVER		
1 & 2 Axles.....	\$ 32.57	23.81
3 or more Axles; Euclids, Dumptor & Articulated, Truck Mechanic.....	\$ 32.72	23.81
-----		
WELL DRILLER.....	\$ 16.52	3.70
-----		

WELDERS - Receive rate prescribed for craft performing operation to which welding is incidental.

=====  
Note: Executive Order (EO) 13706, Establishing Paid Sick Leave for Federal Contractors applies to all contracts subject to the Davis-Bacon Act for which the contract is awarded (and any solicitation was issued) on or after January 1, 2017. If this contract is covered by the EO, the contractor must provide employees with 1 hour of paid sick leave for every 30 hours they work, up to 56 hours of paid sick leave each year. Employees must be permitted to use paid sick leave for their own illness, injury or other health-related needs, including preventive care; to assist a family member (or person who is like family to the employee) who is ill, injured, or has other health-related needs, including preventive care; or for reasons resulting from, or to assist a family member (or person who is

like family to the employee) who is a victim of, domestic violence, sexual assault, or stalking. Additional information on contractor requirements and worker protections under the EO is available at <https://www.dol.gov/agencies/whd/government-contracts>.

Unlisted classifications needed for work not included within the scope of the classifications listed may be added after award only as provided in the labor standards contract clauses (29CFR 5.5 (a) (1) (ii)).

-----

The body of each wage determination lists the classification and wage rates that have been found to be prevailing for the cited type(s) of construction in the area covered by the wage determination. The classifications are listed in alphabetical order of ""identifiers"" that indicate whether the particular rate is a union rate (current union negotiated rate for local), a survey rate (weighted average rate) or a union average rate (weighted union average rate).

#### Union Rate Identifiers

A four letter classification abbreviation identifier enclosed in dotted lines beginning with characters other than ""SU"" or ""UAVG"" denotes that the union classification and rate were prevailing for that classification in the survey. Example: PLUM0198-005 07/01/2014. PLUM is an abbreviation identifier of the union which prevailed in the survey for this classification, which in this example would be Plumbers. 0198 indicates the local union number or district council number where applicable, i.e., Plumbers Local 0198. The next number, 005 in the example, is an internal number used in processing the wage determination. 07/01/2014 is the effective date of the most current negotiated rate, which in this example is July 1, 2014.

Union prevailing wage rates are updated to reflect all rate changes in the collective bargaining agreement (CBA) governing this classification and rate.

#### Survey Rate Identifiers

Classifications listed under the ""SU"" identifier indicate that no one rate prevailed for this classification in the survey and the published rate is derived by computing a weighted average rate based on all the rates reported in the survey for that classification. As this weighted average rate includes all rates reported in the survey, it may include both union and non-union rates. Example: SULA2012-007 5/13/2014. SU indicates the rates are survey rates based on a weighted average calculation of rates and are not majority rates. LA indicates the State of Louisiana. 2012 is the year of survey on which these classifications and rates are based. The next number, 007 in the example, is an internal number used in producing the wage determination. 5/13/2014 indicates the survey completion date for the classifications and rates under that identifier.

Survey wage rates are not updated and remain in effect until a new survey is conducted.

#### Union Average Rate Identifiers

Classification(s) listed under the UAVG identifier indicate that no single majority rate prevailed for those classifications; however, 100% of the data reported for the classifications was union data. EXAMPLE: UAVG-OH-0010 08/29/2014. UAVG indicates that the rate is a weighted union average rate. OH indicates the state. The next number, 0010 in the example, is an internal number used in producing the wage determination. 08/29/2014 indicates the survey completion date for the classifications and rates under that identifier.

A UAVG rate will be updated once a year, usually in January of each year, to reflect a weighted average of the current negotiated/CBA rate of the union locals from which the rate is based.

-----  
WAGE DETERMINATION APPEALS PROCESS

1.) Has there been an initial decision in the matter? This can be:

- \* an existing published wage determination
- \* a survey underlying a wage determination
- \* a Wage and Hour Division letter setting forth a position on a wage determination matter
- \* a conformance (additional classification and rate) ruling

On survey related matters, initial contact, including requests for summaries of surveys, should be with the Wage and Hour National Office because National Office has responsibility for the Davis-Bacon survey program. If the response from this initial contact is not satisfactory, then the process described in 2.) and 3.) should be followed.

With regard to any other matter not yet ripe for the formal process described here, initial contact should be with the Branch of Construction Wage Determinations. Write to:

Branch of Construction Wage Determinations  
Wage and Hour Division  
U.S. Department of Labor  
200 Constitution Avenue, N.W.  
Washington, DC 20210

2.) If the answer to the question in 1.) is yes, then an interested party (those affected by the action) can request review and reconsideration from the Wage and Hour Administrator (See 29 CFR Part 1.8 and 29 CFR Part 7). Write to:

Wage and Hour Administrator  
U.S. Department of Labor  
200 Constitution Avenue, N.W.  
Washington, DC 20210

The request should be accompanied by a full statement of the interested party's position and by any information (wage payment data, project description, area practice material, etc.) that the requestor considers relevant to the issue.

3.) If the decision of the Administrator is not favorable, an interested party may appeal directly to the Administrative

Review Board (formerly the Wage Appeals Board). Write to:

Administrative Review Board  
U.S. Department of Labor  
200 Constitution Avenue, N.W.  
Washington, DC 20210

4.) All decisions by the Administrative Review Board are final.

=====

END OF GENERAL DECISIO"

## **NOTICE TO BIDDERS WAGE RATE DECISION**

The wage rate decision of the Department of Labor which has been incorporated in these advertised specifications is incomplete in that the classifications may be omitted from the Department of Labor's decision.

Since the bidder is responsible, independently, for ascertaining area practice with respect to the necessity, or lack of necessity, for the use of these classifications in the prosecution of the work contemplated by this project, no inference may be drawn from the omission of these classifications concerning prevailing area practices relative to their use. Further, this omission will not, per se, be construed as establishing any governmental liability for increased labor cost if it is subsequently determined that such classifications are required.

There may be omissions and/or errors in the federal wage rates. The bidder is responsible for evaluating and determining the correct applicable rate.

If a project includes multiple types of construction (highway, bridge over navigable water, sanitary sewer and water main, building) and there is not a separate wage determination for this type of work included in the proposal, use the wage determination that is in the proposal.

If a project includes multiple types of construction, different wage rate determinations may be inserted into the contract (WI10/Highway = in all WisDOT highway contracts, WI15/Heavy = bridge over navigable water per USDOL and US Coast Guard designation, WI8/Heavy (Sewer & Water Line & Tunnel) = sanitary sewer and water main if the cost is more than 20% of the contract and/or at least \$1,000,000, and Building). If multiple wage rate determinations are inserted into the contract, use the classification in the wage determination for the work being done. Use WI15 wage rates when working on the bridge and/or structure from bank to bank. Use WI8 wage rates when working on any sanitary sewer or water main work. Use Building wage rates for all work done within the footprint of the building. Use WI10 wage rates for all other highway work in the contract and approaches to structures. For example, if a laborer is working within the footprint of a building, use the Laborer rate in the Building wage determination inserted in the contract. If a laborer is working on a bridge/structure within the banks, use the Laborer rate in the WI15/Heavy wage determination if inserted in the contract. If the laborer is working on the highway, use the Laborer rate in the WI10/Highway wage determination.





Proposal Schedule of Items

Proposal ID: 20230214009 Project(s): 5420-02-72

Federal ID(s): WISC 2023221

SECTION: 0001 Contract Items

Alt Set ID: Alt Mbr ID:

Proposal Line Number	Item ID Description	Approximate Quantity and Units	Unit Price	Bid Amount
0002	203.0100 Removing Small Pipe Culverts	4.000 EACH	_____.	_____.
0004	203.0220 Removing Structure (structure) 01. B-13-233	1.000 EACH	_____.	_____.
0006	204.0100 Removing Concrete Pavement	100.000 SY	_____.	_____.
0008	204.0150 Removing Curb & Gutter	1,930.000 LF	_____.	_____.
0010	204.0165 Removing Guardrail	1,140.000 LF	_____.	_____.
0012	204.0195 Removing Concrete Bases	6.000 EACH	_____.	_____.
0014	204.0210 Removing Manholes	2.000 EACH	_____.	_____.
0016	204.0220 Removing Inlets	2.000 EACH	_____.	_____.
0018	204.0245 Removing Storm Sewer (size) 01. 18-Inch	782.000 LF	_____.	_____.
0020	204.9060.S Removing (item description) 01. Traffic Signals (STH 113 & CTH M)	1.000 EACH	_____.	_____.
0022	204.9060.S Removing (item description) 02. Traffic Signals (STH 113 & River Road)	1.000 EACH	_____.	_____.
0024	205.0100 Excavation Common	145,700.000 CY	_____.	_____.
0026	213.0100 Finishing Roadway (project) 01. 5420-02-72	1.000 EACH	_____.	_____.
0028	305.0110 Base Aggregate Dense 3/4-Inch	7,485.000 TON	_____.	_____.
0030	305.0120 Base Aggregate Dense 1 1/4-Inch	118,600.000 TON	_____.	_____.



Proposal Schedule of Items

Proposal ID: 20230214009 Project(s): 5420-02-72

Federal ID(s): WISC 2023221

SECTION: 0001 Contract Items

Alt Set ID: Alt Mbr ID:

Proposal Line Number	Item ID Description	Approximate Quantity and Units	Unit Price	Bid Amount
0032	312.0110 Select Crushed Material	98,100.000 TON	_____.	_____.
0034	371.2000.S QMP Base Aggregate Dense 1 1/4-Inch Compaction	104.000 EACH	_____.	_____.
0036	405.0100 Coloring Concrete WisDOT Red	170.000 CY	_____.	_____.
0038	415.0080 Concrete Pavement 8-Inch	66.000 SY	_____.	_____.
0040	415.0410 Concrete Pavement Approach Slab	80.000 SY	_____.	_____.
0042	416.0160 Concrete Driveway 6-Inch	48.000 SY	_____.	_____.
0044	416.0512 Concrete Truck Apron 12-Inch	505.000 SY	_____.	_____.
0046	416.0610 Drilled Tie Bars	48.000 EACH	_____.	_____.
0048	416.1010 Concrete Surface Drains	10.000 CY	_____.	_____.
0050	455.0605 Tack Coat	6,320.000 GAL	_____.	_____.
0052	460.0105.S HMA Percent Within Limits (PWL) Test Strip Volumetrics	2.000 EACH	_____.	_____.
0054	460.0110.S HMA Percent Within Limits (PWL) Test Strip Density	2.000 EACH	_____.	_____.
0056	460.2000 Incentive Density HMA Pavement	2,690.000 DOL	1.00000	2,690.00
0058	460.2005 Incentive Density PWL HMA Pavement	22,500.000 DOL	1.00000	22,500.00
0060	460.2007 Incentive Density HMA Pavement Longitudinal Joints	9,710.000 DOL	1.00000	9,710.00
0062	460.2010 Incentive Air Voids HMA Pavement	38,260.000 DOL	1.00000	38,260.00



Proposal Schedule of Items

Proposal ID: 20230214009 Project(s): 5420-02-72

Federal ID(s): WISC 2023221

SECTION: 0001 Contract Items

Alt Set ID: Alt Mbr ID:

Proposal Line Number	Item ID Description	Approximate Quantity and Units	Unit Price	Bid Amount
0064	460.6223 HMA Pavement 3 MT 58-28 S	24,830.000 TON	_____.	_____.
0066	460.6224 HMA Pavement 4 MT 58-28 S	15,900.000 TON	_____.	_____.
0068	460.6424 HMA Pavement 4 MT 58-28 H	1,750.000 TON	_____.	_____.
0070	465.0105 Asphaltic Surface	27.000 TON	_____.	_____.
0072	465.0120 Asphaltic Surface Driveways and Field Entrances	67.000 TON	_____.	_____.
0074	465.0125 Asphaltic Surface Temporary	52.000 TON	_____.	_____.
0076	465.0310 Asphaltic Curb	117.000 LF	_____.	_____.
0078	465.0315 Asphaltic Flumes	92.000 SY	_____.	_____.
0080	465.0400 Asphaltic Shoulder Rumble Strips	29,300.000 LF	_____.	_____.
0082	465.0425 Asphaltic Shoulder Rumble Strips 2-Lane Rural	14,410.000 LF	_____.	_____.
0084	465.0475 Asphalt Centerline Rumble Strips 2-Lane Rural	5,370.000 LF	_____.	_____.
0086	502.0100 Concrete Masonry Bridges	24.000 CY	_____.	_____.
0088	502.3210 Pigmented Surface Sealer	121.000 SY	_____.	_____.
0090	502.4205 Adhesive Anchors No. 5 Bar	720.000 EACH	_____.	_____.
0092	505.0600 Bar Steel Reinforcement HS Coated Structures	3,170.000 LB	_____.	_____.
0094	509.9050.S Cleaning Parapets	224.000 LF	_____.	_____.



Proposal Schedule of Items

Proposal ID: 20230214009 Project(s): 5420-02-72

Federal ID(s): WISC 2023221

SECTION: 0001 Contract Items

Alt Set ID: Alt Mbr ID:

Proposal Line Number	Item ID Description	Approximate Quantity and Units	Unit Price	Bid Amount
0096	520.1042 Apron Endwalls for Culvert Pipe 42-Inch	4.000 EACH	_____.	_____.
0098	520.3142 Culvert Pipe Class III 42-Inch	234.000 LF	_____.	_____.
0100	520.8000 Concrete Collars for Pipe	1.000 EACH	_____.	_____.
0102	521.1515 Apron Endwalls for Culvert Pipe Sloped Side Drains Steel 15-Inch 6 to 1	2.000 EACH	_____.	_____.
0104	522.1012 Apron Endwalls for Culvert Pipe Reinforced Concrete 12-Inch	3.000 EACH	_____.	_____.
0106	522.1018 Apron Endwalls for Culvert Pipe Reinforced Concrete 18-Inch	1.000 EACH	_____.	_____.
0108	601.0405 Concrete Curb & Gutter 18-Inch Type A	245.000 LF	_____.	_____.
0110	601.0407 Concrete Curb & Gutter 18-Inch Type D	108.000 LF	_____.	_____.
0112	601.0411 Concrete Curb & Gutter 30-Inch Type D	2,709.000 LF	_____.	_____.
0114	601.0553 Concrete Curb & Gutter 4-Inch Sloped 36-Inch Type D	5,926.000 LF	_____.	_____.
0116	601.0580 Concrete Curb & Gutter 4-Inch Sloped 36-Inch Type R	333.000 LF	_____.	_____.
0118	601.0588 Concrete Curb & Gutter 4-Inch Sloped 36-Inch Type TBT	162.000 LF	_____.	_____.
0120	601.0600 Concrete Curb Pedestrian	168.000 LF	_____.	_____.
0122	602.0405 Concrete Sidewalk 4-Inch	19,605.000 SF	_____.	_____.
0124	602.0410 Concrete Sidewalk 5-Inch	3,860.000 SF	_____.	_____.



Proposal Schedule of Items

Proposal ID: 20230214009 Project(s): 5420-02-72

Federal ID(s): WISC 2023221

SECTION: 0001 Contract Items

Alt Set ID: Alt Mbr ID:

Proposal Line Number	Item ID Description	Approximate Quantity and Units	Unit Price	Bid Amount
0126	602.0515 Curb Ramp Detectable Warning Field Natural Patina	288.000 SF	_____.	_____.
0128	606.0200 Riprap Medium	23.000 CY	_____.	_____.
0130	608.0412 Storm Sewer Pipe Reinforced Concrete Class IV 12-Inch	823.000 LF	_____.	_____.
0132	608.0415 Storm Sewer Pipe Reinforced Concrete Class IV 15-Inch	546.000 LF	_____.	_____.
0134	608.0418 Storm Sewer Pipe Reinforced Concrete Class IV 18-Inch	294.000 LF	_____.	_____.
0136	608.3015 Storm Sewer Pipe Class III-A 15-Inch	15.000 LF	_____.	_____.
0138	611.0530 Manhole Covers Type J	2.000 EACH	_____.	_____.
0140	611.0624 Inlet Covers Type H	4.000 EACH	_____.	_____.
0142	611.0627 Inlet Covers Type HM	1.000 EACH	_____.	_____.
0144	611.0636 Inlet Covers Type HM-S	6.000 EACH	_____.	_____.
0146	611.0639 Inlet Covers Type H-S	1.000 EACH	_____.	_____.
0148	611.0645 Inlet Covers Type MS-A	2.000 EACH	_____.	_____.
0150	611.0652 Inlet Covers Type T	2.000 EACH	_____.	_____.
0152	611.2004 Manholes 4-FT Diameter	2.000 EACH	_____.	_____.
0154	611.2005 Manholes 5-FT Diameter	1.000 EACH	_____.	_____.
0156	611.3004 Inlets 4-FT Diameter	3.000 EACH	_____.	_____.



Proposal Schedule of Items

Proposal ID: 20230214009 Project(s): 5420-02-72

Federal ID(s): WISC 2023221

SECTION: 0001 Contract Items

Alt Set ID: Alt Mbr ID:

Proposal Line Number	Item ID Description	Approximate Quantity and Units	Unit Price	Bid Amount
0158	611.3225 Inlets 2x2.5-FT	2.000 EACH	_____.	_____.
0160	611.3230 Inlets 2x3-FT	8.000 EACH	_____.	_____.
0162	611.3901 Inlets Median 1 Grate	2.000 EACH	_____.	_____.
0164	611.8110 Adjusting Manhole Covers	2.000 EACH	_____.	_____.
0166	611.9800.S Pipe Grates	4.000 EACH	_____.	_____.
0168	612.0106 Pipe Underdrain 6-Inch	10,960.000 LF	_____.	_____.
0170	612.0206 Pipe Underdrain Unperforated 6-Inch	700.000 LF	_____.	_____.
0172	612.0806 Apron Endwalls for Underdrain Reinforced Concrete 6-Inch	14.000 EACH	_____.	_____.
0174	614.2300 MGS Guardrail 3	650.000 LF	_____.	_____.
0176	614.2500 MGS Thrie Beam Transition	316.000 LF	_____.	_____.
0178	614.2610 MGS Guardrail Terminal EAT	8.000 EACH	_____.	_____.
0180	618.0100 Maintenance And Repair of Haul Roads (project) 01. 5420-02-72	1.000 EACH	_____.	_____.
0182	619.1000 Mobilization	1.000 EACH	_____.	_____.
0184	620.0100 Concrete Corrugated Median	870.000 SF	_____.	_____.
0186	620.0300 Concrete Median Sloped Nose	1,109.000 SF	_____.	_____.
0188	624.0100 Water	3,020.000 MGAL	_____.	_____.



Proposal Schedule of Items

Proposal ID: 20230214009 Project(s): 5420-02-72

Federal ID(s): WISC 2023221

SECTION: 0001 Contract Items

Alt Set ID: Alt Mbr ID:

Proposal Line Number	Item ID Description	Approximate Quantity and Units	Unit Price	Bid Amount
0190	625.0500 Salvaged Topsoil	62,500.000 SY	_____.	_____.
0192	627.0200 Mulching	56,000.000 SY	_____.	_____.
0194	628.1504 Silt Fence	2,400.000 LF	_____.	_____.
0196	628.1520 Silt Fence Maintenance	2,400.000 LF	_____.	_____.
0198	628.1905 Mobilizations Erosion Control	9.000 EACH	_____.	_____.
0200	628.1910 Mobilizations Emergency Erosion Control	6.000 EACH	_____.	_____.
0202	628.2004 Erosion Mat Class I Type B	6,080.000 SY	_____.	_____.
0204	628.2023 Erosion Mat Class II Type B	475.000 SY	_____.	_____.
0206	628.7005 Inlet Protection Type A	6.000 EACH	_____.	_____.
0208	628.7015 Inlet Protection Type C	17.000 EACH	_____.	_____.
0210	628.7504 Temporary Ditch Checks	220.000 LF	_____.	_____.
0212	628.7515.S Stone Ditch Checks	200.000 CY	_____.	_____.
0214	628.7555 Culvert Pipe Checks	24.000 EACH	_____.	_____.
0216	628.7560 Tracking Pads	6.000 EACH	_____.	_____.
0218	629.0210 Fertilizer Type B	50.000 CWT	_____.	_____.
0220	630.0130 Seeding Mixture No. 30	1,120.000 LB	_____.	_____.
0222	630.0140 Seeding Mixture No. 40	10.000 LB	_____.	_____.



Proposal Schedule of Items

Proposal ID: 20230214009 Project(s): 5420-02-72

Federal ID(s): WISC 2023221

SECTION: 0001 Contract Items

Alt Set ID: Alt Mbr ID:

Proposal Line Number	Item ID Description	Approximate Quantity and Units	Unit Price	Bid Amount
0224	630.0200 Seeding Temporary	840.000 LB	_____.	_____.
0226	630.0500 Seed Water	350.000 MGAL	_____.	_____.
0228	633.5200 Markers Culvert End	10.000 EACH	_____.	_____.
0230	634.0614 Posts Wood 4x6-Inch X 14-FT	19.000 EACH	_____.	_____.
0232	634.0616 Posts Wood 4x6-Inch X 16-FT	20.000 EACH	_____.	_____.
0234	634.0618 Posts Wood 4x6-Inch X 18-FT	4.000 EACH	_____.	_____.
0236	634.0814 Posts Tubular Steel 2x2-Inch X 14-FT	12.000 EACH	_____.	_____.
0238	637.2210 Signs Type II Reflective H	377.170 SF	_____.	_____.
0240	637.2230 Signs Type II Reflective F	54.250 SF	_____.	_____.
0242	638.2102 Moving Signs Type II	47.000 EACH	_____.	_____.
0244	638.2602 Removing Signs Type II	5.000 EACH	_____.	_____.
0246	638.3000 Removing Small Sign Supports	5.000 EACH	_____.	_____.
0248	638.4000 Moving Small Sign Supports	51.000 EACH	_____.	_____.
0250	642.5201 Field Office Type C	1.000 EACH	_____.	_____.
0252	643.0300 Traffic Control Drums	20,010.000 DAY	_____.	_____.
0254	643.0410 Traffic Control Barricades Type II	770.000 DAY	_____.	_____.
0256	643.0420 Traffic Control Barricades Type III	10,158.000 DAY	_____.	_____.





Proposal Schedule of Items

Proposal ID: 20230214009 Project(s): 5420-02-72

Federal ID(s): WISC 2023221

SECTION: 0001 Contract Items

Alt Set ID: Alt Mbr ID:

Proposal Line Number	Item ID Description	Approximate Quantity and Units	Unit Price	Bid Amount
0258	643.0500 Traffic Control Flexible Tubular Marker Posts	408.000 EACH	_____.	_____.
0260	643.0600 Traffic Control Flexible Tubular Marker Bases	408.000 EACH	_____.	_____.
0262	643.0705 Traffic Control Warning Lights Type A	12,978.000 DAY	_____.	_____.
0264	643.0715 Traffic Control Warning Lights Type C	8,225.000 DAY	_____.	_____.
0266	643.0800 Traffic Control Arrow Boards	281.000 DAY	_____.	_____.
0268	643.0900 Traffic Control Signs	59,841.000 DAY	_____.	_____.
0270	643.0910 Traffic Control Covering Signs Type I	3.000 EACH	_____.	_____.
0272	643.0920 Traffic Control Covering Signs Type II	35.000 EACH	_____.	_____.
0274	643.1050 Traffic Control Signs PCMS	42.000 DAY	_____.	_____.
0276	643.3105 Temporary Marking Line Paint 4-Inch	19,810.000 LF	_____.	_____.
0278	643.3150 Temporary Marking Line Removable Tape 4-Inch	27,856.000 LF	_____.	_____.
0280	643.3250 Temporary Marking Line Removable Tape 8-Inch	155.000 LF	_____.	_____.
0282	643.3550 Temporary Marking Arrow Removable Tape	2.000 EACH	_____.	_____.
0284	643.3805 Temporary Marking Stop Line Paint 18-Inch	63.000 LF	_____.	_____.
0286	643.3850 Temporary Marking Stop Line Removable Tape 18-Inch	168.000 LF	_____.	_____.



Proposal Schedule of Items

Proposal ID: 20230214009 Project(s): 5420-02-72

Federal ID(s): WISC 2023221

SECTION: 0001 Contract Items

Alt Set ID: Alt Mbr ID:

Proposal Line Number	Item ID Description	Approximate Quantity and Units	Unit Price	Bid Amount
0288	643.5000 Traffic Control	1.000 EACH	_____.	_____.
0290	645.0120 Geotextile Type HR	45.000 SY	_____.	_____.
0292	645.0130 Geotextile Type R	400.000 SY	_____.	_____.
0294	645.0220 Geogrid Type SR	147,800.000 SY	_____.	_____.
0296	646.1020 Marking Line Epoxy 4-Inch	57,522.000 LF	_____.	_____.
0298	646.1040 Marking Line Grooved Wet Ref Epoxy 4-Inch	21,635.000 LF	_____.	_____.
0300	646.3020 Marking Line Epoxy 8-Inch	311.000 LF	_____.	_____.
0302	646.3040 Marking Line Grooved Wet Ref Epoxy 8-Inch	4,995.000 LF	_____.	_____.
0304	646.5020 Marking Arrow Epoxy	19.000 EACH	_____.	_____.
0306	646.5120 Marking Word Epoxy	9.000 EACH	_____.	_____.
0308	646.5220 Marking Symbol Epoxy	1.000 EACH	_____.	_____.
0310	646.5520 Marking Outfall Epoxy	14.000 EACH	_____.	_____.
0312	646.6120 Marking Stop Line Epoxy 18-Inch	327.000 LF	_____.	_____.
0314	646.6320 Marking Dotted Extension Epoxy 18-Inch	67.000 LF	_____.	_____.
0316	646.7120 Marking Diagonal Epoxy 12-Inch	1,123.000 LF	_____.	_____.
0318	646.7420 Marking Crosswalk Epoxy Transverse Line 6-Inch	252.000 LF	_____.	_____.



Proposal Schedule of Items

Proposal ID: 20230214009 Project(s): 5420-02-72

Federal ID(s): WISC 2023221

SECTION: 0001 Contract Items

Alt Set ID: Alt Mbr ID:

Proposal Line Number	Item ID Description	Approximate Quantity and Units	Unit Price	Bid Amount
0320	646.8020 Marking Corrugated Median Epoxy	376.000 SF	_____.	_____.
0322	646.8120 Marking Curb Epoxy	444.000 LF	_____.	_____.
0324	646.8220 Marking Island Nose Epoxy	15.000 EACH	_____.	_____.
0326	646.9000 Marking Removal Line 4-Inch	7,615.000 LF	_____.	_____.
0328	646.9200 Marking Removal Line Wide	250.000 LF	_____.	_____.
0330	646.9300 Marking Removal Special Marking	4.000 EACH	_____.	_____.
0332	650.4000 Construction Staking Storm Sewer	22.000 EACH	_____.	_____.
0334	650.4500 Construction Staking Subgrade	49,662.000 LF	_____.	_____.
0336	650.5000 Construction Staking Base	49,662.000 LF	_____.	_____.
0338	650.5500 Construction Staking Curb Gutter and Curb & Gutter	4,961.000 LF	_____.	_____.
0340	650.6000 Construction Staking Pipe Culverts	3.000 EACH	_____.	_____.
0342	650.8501 Construction Staking Electrical Installations (project) 01. 5420-02-72	1.000 EACH	_____.	_____.
0344	650.9000 Construction Staking Curb Ramps	18.000 EACH	_____.	_____.
0346	650.9500 Construction Staking Sidewalk (project) 01. 5420-02-72	1.000 EACH	_____.	_____.
0348	650.9911 Construction Staking Supplemental Control (project) 01. 5420-02-72	1.000 EACH	_____.	_____.
0350	650.9920 Construction Staking Slope Stakes	3,224.000 LF	_____.	_____.



Proposal Schedule of Items

Proposal ID: 20230214009 Project(s): 5420-02-72

Federal ID(s): WISC 2023221

SECTION: 0001 Contract Items

Alt Set ID: Alt Mbr ID:

Proposal Line Number	Item ID Description	Approximate Quantity and Units	Unit Price	Bid Amount
0352	652.0225 Conduit Rigid Nonmetallic Schedule 40 2-Inch	3,722.000 LF	_____.	_____.
0354	652.0235 Conduit Rigid Nonmetallic Schedule 40 3-Inch	928.000 LF	_____.	_____.
0356	652.0325 Conduit Rigid Nonmetallic Schedule 80 2-Inch	391.000 LF	_____.	_____.
0358	652.0800 Conduit Loop Detector	692.000 LF	_____.	_____.
0360	653.0164 Pull Boxes Non-Conductive 24x42-Inch	44.000 EACH	_____.	_____.
0362	653.0900 Adjusting Pull Boxes	11.000 EACH	_____.	_____.
0364	653.0905 Removing Pull Boxes	6.000 EACH	_____.	_____.
0366	654.0101 Concrete Bases Type 1	1.000 EACH	_____.	_____.
0368	654.0102 Concrete Bases Type 2	3.000 EACH	_____.	_____.
0370	654.0105 Concrete Bases Type 5	14.000 EACH	_____.	_____.
0372	654.0120 Concrete Bases Type 10-Special	2.000 EACH	_____.	_____.
0374	654.0230 Concrete Control Cabinet Bases Type L30	1.000 EACH	_____.	_____.
0376	655.0210 Cable Traffic Signal 3-14 AWG	15.000 LF	_____.	_____.
0378	655.0230 Cable Traffic Signal 5-14 AWG	464.000 LF	_____.	_____.
0380	655.0240 Cable Traffic Signal 7-14 AWG	923.000 LF	_____.	_____.
0382	655.0250 Cable Traffic Signal 9-14 AWG	1,140.000 LF	_____.	_____.



Proposal Schedule of Items

Proposal ID: 20230214009 Project(s): 5420-02-72

Federal ID(s): WISC 2023221

SECTION: 0001 Contract Items

Alt Set ID: Alt Mbr ID:

Proposal Line Number	Item ID Description	Approximate Quantity and Units	Unit Price	Bid Amount
0384	655.0260 Cable Traffic Signal 12-14 AWG	712.000 LF	_____.	_____.
0386	655.0305 Cable Type UF 2-12 AWG Grounded	1,050.000 LF	_____.	_____.
0388	655.0515 Electrical Wire Traffic Signals 10 AWG	1,610.000 LF	_____.	_____.
0390	655.0610 Electrical Wire Lighting 12 AWG	16,898.000 LF	_____.	_____.
0392	655.0700 Loop Detector Lead In Cable	6,456.000 LF	_____.	_____.
0394	655.0800 Loop Detector Wire	2,848.000 LF	_____.	_____.
0396	656.0201 Electrical Service Meter Breaker Pedestal (location) 01. Station 10+56'RAB', 53.80' RT	1.000 EACH	_____.	_____.
0398	657.0100 Pedestal Bases	1.000 EACH	_____.	_____.
0400	657.0255 Transformer Bases Breakaway 11 1/2-Inch Bolt Circle	17.000 EACH	_____.	_____.
0402	657.0305 Poles Type 2	2.000 EACH	_____.	_____.
0404	657.0315 Poles Type 4	1.000 EACH	_____.	_____.
0406	657.0322 Poles Type 5-Aluminum	14.000 EACH	_____.	_____.
0408	657.0352 Poles Type 10-Special	2.000 EACH	_____.	_____.
0410	657.0420 Traffic Signal Standards Aluminum 13-FT	1.000 EACH	_____.	_____.
0412	657.0546 Monotube Arms 45-FT-Special	2.000 EACH	_____.	_____.
0414	657.0585 Trombone Arms 15-FT	2.000 EACH	_____.	_____.



Proposal Schedule of Items

Proposal ID: 20230214009 Project(s): 5420-02-72

Federal ID(s): WISC 2023221

SECTION: 0001 Contract Items

Alt Set ID: Alt Mbr ID:

Proposal Line Number	Item ID Description	Approximate Quantity and Units	Unit Price	Bid Amount
0416	657.0709 Luminaire Arms Truss Type 4-Inch Clamp 12-FT	1.000 EACH	_____.	_____.
0418	657.0715 Luminaire Arms Truss Type 4 1/2-Inch Clamp 15-FT	14.000 EACH	_____.	_____.
0420	657.0815 Luminaire Arms Steel 15-FT	2.000 EACH	_____.	_____.
0422	657.0820 Luminaire Arms Steel Type 10 Pole Clamp 15-FT	2.000 EACH	_____.	_____.
0424	658.0173 Traffic Signal Face 3S 12-Inch	8.000 EACH	_____.	_____.
0426	658.0174 Traffic Signal Face 4S 12-Inch	4.000 EACH	_____.	_____.
0428	658.0416 Pedestrian Signal Face 16-Inch	1.000 EACH	_____.	_____.
0430	658.0500 Pedestrian Push Buttons	2.000 EACH	_____.	_____.
0432	658.5070 Signal Mounting Hardware (location) 01. STH 113 & CTH M	1.000 EACH	_____.	_____.
0434	658.5070 Signal Mounting Hardware (location) 02. STH 113 & River Road	1.000 EACH	_____.	_____.
0436	659.1120 Luminaires Utility LED B	14.000 EACH	_____.	_____.
0438	659.1125 Luminaires Utility LED C	3.000 EACH	_____.	_____.
0440	659.2130 Lighting Control Cabinets 120/240 30- Inch	1.000 EACH	_____.	_____.
0442	659.5000.S Lamp, Ballast, LED, Switch Disposal by Contractor	11.000 EACH	_____.	_____.



Proposal Schedule of Items

Proposal ID: 20230214009 Project(s): 5420-02-72

Federal ID(s): WISC 2023221

SECTION: 0001 Contract Items

Alt Set ID: Alt Mbr ID:

Proposal Line Number	Item ID Description	Approximate Quantity and Units	Unit Price	Bid Amount
0444	661.0201 Temporary Traffic Signals for Intersections (location) 01. STH 113 & CTH M	1.000 EACH	_____.	_____.
0446	690.0150 Sawing Asphalt	1,910.000 LF	_____.	_____.
0448	690.0250 Sawing Concrete	80.000 LF	_____.	_____.
0450	740.0440 Incentive IRI Ride	18,718.000 DOL	1.00000	18,718.00
0452	ASP.1T0A On-the-Job Training Apprentice at \$5.00/HR	1,500.000 HRS	5.00000	7,500.00
0454	ASP.1T0G On-the-Job Training Graduate at \$5.00/HR	1,050.000 HRS	5.00000	5,250.00
0456	SPV.0060 Special 01. Retroreflective Backplate 3S	4.000 EACH	_____.	_____.
0458	SPV.0060 Special 02. Retroreflective Backplate 4S	4.000 EACH	_____.	_____.
0460	SPV.0060 Special 03. Adjusting Concrete Bases	6.000 EACH	_____.	_____.
0462	SPV.0060 Special 04. Construction Staking Roundabout	1.000 EACH	_____.	_____.
0464	SPV.0060 Special 05. Landmark Reference Monuments Special	1.000 EACH	_____.	_____.
0466	SPV.0060 Special 06. Verify Landmark Reference Monuments	2.000 EACH	_____.	_____.
0468	SPV.0090 Special 01. Concrete Curb & Gutter 24-Inch Type D Special	127.000 LF	_____.	_____.

Section: 0001 Total: \_\_\_\_\_.

Total Bid: \_\_\_\_\_.

**PLEASE ATTACH ADDENDA HERE**





## Wisconsin Department of Transportation

---

February 8, 2023

**Division of Transportation Systems  
Development**

Bureau of Project Development  
4822 Madison Yards Way, 4<sup>th</sup> Floor South  
Madison, WI 53705

Telephone: (608) 266-1631  
Facsimile (FAX): (608) 266-8459

### **NOTICE TO ALL CONTRACTORS:**

#### **Federal Wage Rate Addendum #01**

#### **Letting of February 14, 2023**

Attached is a copy of the revised WI 10 Highway Davis Bacon Prevailing Wage Rates that are included in proposals 02 – 04, 06 – 11, 15, 16, 18 – 24, 26, 29 – 32, 42, and 46 – 53; WI 8 Heavy (Sewer & Water Line & Tunnel) Davis Bacon Prevailing Wage Rates that are included in proposal 19; and WI 15 Heavy Davis Bacon Prevailing Wage Rates that are included in proposals 23 and 31. These wage rates are effective for all proposals they are included in in the February 14, 2023 letting. The updated wage rates are dated January 20, 2023, and are effective on or after January 30, 2023.

The responsibility for notifying potential subcontractors and suppliers of these changes remains with the prime contractors.

Sincerely,

*Mike Coleman*

Proposal Development Specialist  
Proposal Management Section

"General Decision Number: WI20230010 01/20/2023

Superseded General Decision Number: WI20220010

State: Wisconsin

Construction Type: Highway

Counties: Wisconsin Statewide.

HIGHWAY, AIRPORT RUNWAY & TAXIWAY CONSTRUCTION PROJECTS (does not include bridges over navigable waters; tunnels; buildings in highway rest areas; and railroad construction)

Note: Contracts subject to the Davis-Bacon Act are generally required to pay at least the applicable minimum wage rate required under Executive Order 14026 or Executive Order 13658. Please note that these Executive Orders apply to covered contracts entered into by the federal government that are subject to the Davis-Bacon Act itself, but do not apply to contracts subject only to the Davis-Bacon Related Acts, including those set forth at 29 CFR 5.1(a)(2)-(60).

If the contract is entered into on or after January 30, 2022, or the contract is renewed or extended (e.g., an option is exercised) on or after January 30, 2022:	. Executive Order 14026 generally applies to the contract. . The contractor must pay all covered workers at least \$16.20 per hour (or the applicable wage rate listed on this wage determination, if it is higher) for all hours spent performing on the contract in 2023.
If the contract was awarded on or between January 1, 2015 and January 29, 2022, and the contract is not renewed or extended on or after January 30, 2022:	. Executive Order 13658 generally applies to the contract. . The contractor must pay all covered workers at least \$12.15 per hour (or the applicable wage rate listed on this wage determination, if it is higher) for all hours spent performing on that contract in 2023.

The applicable Executive Order minimum wage rate will be adjusted annually. If this contract is covered by one of the Executive Orders and a classification considered necessary for performance of work on the contract does not appear on this wage determination, the contractor must still submit a conformance request.

Additional information on contractor requirements and worker protections under the Executive Orders is available at <http://www.dol.gov/whd/govcontracts>.

1 01/13/2023  
2 01/20/2023

BRWI0001-002 06/01/2022

CRAWFORD, JACKSON, JUNEAU, LA CROSSE, MONROE, TREMPEALEAU, AND VERNON COUNTIES

	Rates	Fringes
BRICKLAYER.....	\$ 37.96	25.13

-----  
BRWI0002-002 06/01/2022

ASHLAND, BAYFIELD, DOUGLAS, AND IRON COUNTIES

	Rates	Fringes
BRICKLAYER.....	\$ 45.87	23.91

-----  
BRWI0002-005 06/01/2022

ADAMS, ASHLAND, BARRON, BROWN, BURNETT, CALUMET, CHIPPEWA, CLARK, COLUMBIA, DODGE, DOOR, DUNN, FLORENCE, FOND DU LAC, FOREST, GREEN LAKE, IRON, JEFFERSON, KEWAUNEE, LANGLADE, LINCOLN, MANITOWOC, MARATHON, MARINETTE, MARQUETTE, MENOMINEE, OCONTO, ONEIDA, OUTAGAMIE, POLK, PORTAGE, RUSK, ST CROIX, SAUK, SHAWANO, SHEBOYGAN, TAYLOR, VILAS, WALWORTH, WAUPACA, WAUSHARA, WINNEBAGO, AND WOOD COUNTIES

	Rates	Fringes
CEMENT MASON/CONCRETE FINISHER...	\$ 38.81	23.94

-----  
BRWI0003-002 06/01/2021

BROWN, DOOR, FLORENCE, KEWAUNEE, MARINETTE, AND OCONTO COUNTIES

	Rates	Fringes
BRICKLAYER.....	\$ 37.03	24.95

-----  
BRWI0004-002 06/01/2022

KENOSHA, RACINE, AND WALWORTH COUNTIES

	Rates	Fringes
BRICKLAYER.....	\$ 42.53	26.01

-----  
BRWI0006-002 06/01/2022

ADAMS, CLARK, FOREST, LANGLADE, LINCOLN, MARATHON, MENOMINEE, ONEIDA, PORTAGE, PRICE, TAYLOR, VILAS AND WOOD COUNTIES

	Rates	Fringes
BRICKLAYER.....	\$ 38.26	24.83

-----  
BRWI0007-002 06/01/2022

GREEN, LAFAYETTE, AND ROCK COUNTIES

	Rates	Fringes
BRICKLAYER.....	\$ 39.26	25.52
-----		
BRWI0008-002 06/01/2022		

MILWAUKEE, OZAUKEE, WASHINGTON, AND WAUKESHA COUNTIES

	Rates	Fringes
BRICKLAYER.....	\$ 44.08	24.42
-----		
BRWI0011-002 06/01/2022		

CALUMET, FOND DU LAC, MANITOWOC, AND SHEBOYGAN COUNTIES

	Rates	Fringes
BRICKLAYER.....	\$ 38.00	25.09
-----		
BRWI0019-002 06/01/2022		

BARRON, BUFFALO, BURNETT, CHIPPEWA, DUNN, EAU CLAIRE, PEPIN, PIERCE, POLK, RUSK, ST. CROIX, SAWYER AND WASHBURN COUNTIES

	Rates	Fringes
BRICKLAYER.....	\$ 37.36	25.73
-----		
BRWI0034-002 06/01/2022		

COLUMBIA AND SAUK COUNTIES

	Rates	Fringes
BRICKLAYER.....	\$ 39.56	25.22
-----		
CARP0068-011 05/02/2022		

BURNETT (W. of Hwy 48), PIERCE (W. of Hwy 29), POLK (W. of Hwys 35, 48 & 65), AND ST. CROIX (W. of Hwy 65) COUNTIES

	Rates	Fringes
Carpenter & Piledrivermen.....	\$ 41.19	27.05
-----		
CARP0264-003 06/01/2016		

KENOSHA, MILWAUKEE, OZAUKEE, RACINE, WAUKESHA, AND WASHINGTON COUNTIES

	Rates	Fringes
CARPENTER.....	\$ 35.78	22.11
-----		
CARP0310-002 06/05/2022		

Ashland, Bayfield, Forest, Iron, Langlade, Lincoln, Marathon, Oneida, Shawano, Taylor and Vilas

	Rates	Fringes
CARPENTER.....	\$ 36.80	26.12
Piledriver.....	\$ 37.37	25.96

---

CARP0314-001 06/05/2022

Columbia, Dane, Dodge, Grant, Green, Iowa, Jefferson, Lafayette, Richland, Rock, Sauk and Walworth

	Rates	Fringes
CARPENTER.....	\$ 36.80	26.12
Piledriver.....	\$ 37.37	25.96

---

CARP0361-004 05/01/2018

BAYFIELD (West of Hwy 63) AND DOUGLAS COUNTIES

	Rates	Fringes
CARPENTER.....	\$ 36.15	20.43

---

CARP0731-002 06/05/2022

Calumet (Eastern portion of the County), Fond Du Lac, Manitowoc and Sheboygan

	Rates	Fringes
CARPENTER.....	\$ 36.80	26.12
Piledriver.....	\$ 37.37	25.96

---

CARP0804-001 06/05/2022

Adams, Juneau, Portage and Wood

	Rates	Fringes
CARPENTER.....	\$ 36.80	26.12
Piledriver.....	\$ 37.37	25.96

---

CARP0955-002 06/01/2022

Calumet (western portion of County), Fond Du Lac, Green Lake, Marquette, Outagamie and Winnebago

	Rates	Fringes
CARPENTER.....	\$ 36.80	26.12
PILEDRIVER.....	\$ 37.37	25.96

---

CARP1056-002 06/05/2022

	Rates	Fringes
MILLWRIGHT.....	\$ 38.00	26.78

---

CARP1074-002 06/01/2022

Barron, Burnett, Chippewa, Clark, Dunn, Eau Claire, Pepin, Pierce, Polk, Rusk, Sawyer, St. Croix and Washburn

	Rates	Fringes
CARPENTER.....	\$ 36.80	26.12
PILEDRIIVER.....	\$ 37.37	25.96

-----  
 CARP1143-002 06/01/2022

Crawford, Jackson, La Crosse, Monroe, Trempealeau and Vernon

	Rates	Fringes
CARPENTER.....	\$ 36.80	26.12
PILEDRIIVER.....	\$ 37.37	25.96

-----  
 CARP1146-002 06/01/2022

Brown, Door, Florence, Kewaunee, Marinette, Menominee and Shawano

	Rates	Fringes
CARPENTER.....	\$ 36.80	26.12
PILEDRIIVER.....	\$ 37.37	25.96

-----  
 CARP2337-001 06/01/2016

ZONE A: MILWAUKEE, OZAUKEE, WAUKESHA AND WASHINGTON

ZONE B: KENOSHA & RACINE

	Rates	Fringes
PILEDRIVERMAN		
Zone A.....	\$ 31.03	22.69
Zone B.....	\$ 31.03	22.69

-----  
 \* ELEC0014-002 12/25/2022

ASHLAND, BARRON, BAYFIELD, BUFFALO, BURNETT, CHIPPEWA, CLARK (except Maryville, Colby, Unity, Sherman, Fremont, Lynn & Sherwood), CRAWFORD, DUNN, EAU CLAIRE, GRANT, IRON, JACKSON, LA CROSSE, MONROE, PEPIN, PIERCE, POLK, PRICE, RICHLAND, RUSK, ST CROIX, SAWYER, TAYLOR, TREMPALEAU, VERNON, AND WASHBURN COUNTIES

	Rates	Fringes
Electricians:.....	\$ 39.25	22.34

-----  
 \* ELEC0014-007 05/29/2022

REMAINING COUNTIES

	Rates	Fringes
Teledata System Installer		
Installer/Technician.....	\$ 29.63	3%+16.18

Low voltage construction, installation, maintenance and removal of teledata facilities (voice, data, and video)

including outside plant, telephone and data inside wire, interconnect, terminal equipment, central offices, PABX, fiber optic cable and equipment, micro waves, V-SAT, bypass, CATV, WAN (wide area networks), LAN (local area networks), and ISDN (integrated systems digital network).

-----  
 ELEC0127-002 06/01/2021

KENOSHA COUNTY

	Rates	Fringes
Electricians:.....	\$ 43.16	30%+12.70

-----  
 ELEC0158-002 05/30/2021

BROWN, DOOR, KEWAUNEE, MANITOWOC (except Schleswig), MARINETTE (Wausaukee and area South thereof), OCONTO, MENOMINEE (East of a line 6 miles West of the West boundary of Oconto County), SHAWANO (Except Area North of Townships of Aniwa and Hutchins) COUNTIES

	Rates	Fringes
ELECTRICIAN.....	\$ 36.14	29.75%+10.26

-----  
 ELEC0159-003 05/30/2021

COLUMBIA, DANE, DODGE (Area West of Hwy 26, except Chester and Emmet Townships), GREEN, LAKE (except Townships of Berlin, Seneca, and St. Marie), IOWA, MARQUETTE (except Townships of Neshkoka, Crystal Lake, Newton, and Springfield), and SAUK COUNTIES

	Rates	Fringes
ELECTRICIAN.....	\$ 43.38	23.13

-----  
 ELEC0219-004 06/01/2019

FLORENCE COUNTY (Townships of Aurora, Commonwealth, Fern, Florence and Homestead) AND MARINETTE COUNTY (Township of Niagara)

	Rates	Fringes
Electricians:		
Electrical contracts over \$180,000.....	\$ 33.94	21.80
Electrical contracts under \$180,000.....	\$ 31.75	21.73

-----  
 ELEC0242-005 05/30/2021

DOUGLAS COUNTY

	Rates	Fringes
Electricians:.....	\$ 41.37	69.25%

-----  
 ELEC0388-002 05/30/2021

ADAMS, CLARK (Colby, Freemont, Lynn, Mayville, Sherman, Sherwood, Unity), FOREST, JUNEAU, LANGLADE, LINCOLN, MARATHON, MARINETTE (Beecher, Dunbar, Goodman & Pembine), MENOMINEE (Area West of a line 6 miles West of the West boundary of Oconto County), ONEIDA, PORTAGE, SHAWANO (Aniwa and Hutchins), VILAS AND WOOD COUNTIES

	Rates	Fringes
Electricians:.....	\$ 36.22	26%+11.24
-----		
ELEC0430-002 06/01/2022		

RACINE COUNTY (Except Burlington Township)

	Rates	Fringes
Electricians:.....	\$ 45.02	24.35
-----		
* ELEC0494-005 06/01/2022		

MILWAUKEE, OZAUKEE, WASHINGTON, AND WAUKESHA COUNTIES

	Rates	Fringes
Electricians:.....	\$ 46.38	25.86
-----		
ELEC0494-006 06/01/2021		

CALUMET (Township of New Holstein), DODGE (East of Hwy 26 including Chester Township), FOND DU LAC, MANITOWOC (Schleswig), and SHEBOYGAN COUNTIES

	Rates	Fringes
Electricians:.....	\$ 37.91	22.74
-----		
ELEC0494-013 06/01/2021		

DODGE (East of Hwy 26 including Chester Twp, excluding Emmet Twp), FOND DU LAC (Except Waupun), MILWAUKEE, OZAUKEE, MANITOWOC (Schleswig), WASHINGTON, AND WAUKESHA COUNTIES

	Rates	Fringes
Sound & Communications		
Installer.....	\$ 22.39	18.80
Technician.....	\$ 32.49	20.26

Installation, testing, maintenance, operation and servicing of all sound, intercom, telephone interconnect, closed circuit TV systems, radio systems, background music systems, language laboratories, electronic carillon, antenna distribution systems, clock and program systems and low-voltage systems such as visual nurse call, audio/visual nurse call systems, doctors entrance register systems. Includes all wire and cable carrying audio, visual, data, light and radio frequency signals. Includes the installation of conduit, wiremold, or raceways in existing structures that have been occupied for six months or more where required for the protection of the wire or cable, but



does not mean a complete conduit or raceway system. work covered does not include the installation of conduit, wiremold or any raceways in any new construction, or the installation of power supply outlets by means of which external electric power is supplied to any of the foregoing equipment or products

-----  
 ELEC0577-003 06/01/2021

CALUMET (except Township of New Holstein), GREEN LAKE (N. part including Townships of Berlin, St Marie, and Seneca), MARQUETTE (N. part including Townships of Crystal Lake, Neshkoro, Newton, and Springfield), OUTAGAMIE, WAUPACA, WAUSHARA, AND WINNEBAGO COUNTIES

	Rates	Fringes
Electricians:.....	\$ 35.66	29.50%+10.00

-----  
 ELEC0890-003 06/01/2021

DODGE (Emmet Township only), GREEN, JEFFERSON, LAFAYETTE, RACINE (Burlington Township), ROCK AND WALWORTH COUNTIES

	Rates	Fringes
Electricians:.....	\$ 39.00	25.95%+11.17

-----  
 ELEC0953-001 06/02/2019

	Rates	Fringes
Line Construction:		
(1) Lineman.....	\$ 47.53	21.43
(2) Heavy Equipment Operator.....	\$ 42.78	19.80
(3) Equipment Operator.....	\$ 38.02	18.40
(4) Heavy Groundman Driver..	\$ 33.27	16.88
(5) Light Groundman Driver..	\$ 30.89	16.11
(6) Groundsman.....	\$ 26.14	14.60

-----  
 ENGI0139-005 06/01/2022

	Rates	Fringes
Power Equipment Operator		
Group 1.....	\$ 43.27	25.95
Group 2.....	\$ 42.77	25.95
Group 3.....	\$ 42.27	25.95
Group 4.....	\$ 42.01	25.95
Group 5.....	\$ 41.72	25.95
Group 6.....	\$ 35.82	25.95

HAZARDOUS WASTE PREMIUMS:  
 EPA Level "A" protection - \$3.00 per hour  
 EPA Level "B" protection - \$2.00 per hour  
 EPA Level "C" protection - \$1.00 per hour

POWER EQUIPMENT OPERATORS CLASSIFICATIONS

GROUP 1: Cranes, tower cranes, and derricks with or without attachments with a lifting capacity of over 100 tons; or

cranes, tower cranes, and derricks with boom, leads and/or jib lengths measuring 176 feet or longer.

GROUP 2: Cranes, tower cranes and derricks with or without attachments with a lifting capacity of 100 tons or less; or cranes, tower cranes, and derricks with boom, leads, and/or jibs lengths measuring 175 feet or under and Backhoes (excavators) weighing 130,000 lbs and over; caisson rigs; pile driver; dredge operator; dredge engineer; Boat Pilot.

GROUP 3: Mechanic or welder - Heavy duty equipment; cranes with a lifting capacity of 25 tons or under; concrete breaker (manual or remote); vibratory/sonic concrete breaker; concrete laser screed; concrete slipform paver; concrete batch plant operator; concrete pvt. spreader - heavy duty (rubber tired); concrete spreader & distributor; automatic subgrader (concrete); concrete grinder & planing machine; concrete slipform curb & gutter machine; slipform concrete placer; tube finisher; hydro blaster (10,000 psi & over); bridge paver; concrete conveyor system; concrete pump; Rotec type Conveyor; stabilizing mixer (self-propelled); shoulder widener; asphalt plant engineer; bituminous paver; bump cutter & grooving machine; milling machine; screed (bituminous paver); asphalt heater, planer & scarifier; Backhoes (excavators) weighing under 130,000 lbs; grader or motor patrol; tractor (scraper, dozer, pusher, loader); scraper - rubber tired (single or twin engine); endloader; hydraulic backhoe (tractor type); trenching machine; skid rigs; tractor, side boom (heavy); drilling or boring machine (mechanical heavy); roller over 5 tons; percussion or rotary drilling machine; air track; blaster; loading machine (conveyor); tugger; boatmen; winches & A-frames; post driver; material hoist.

GROUP 4: Greaser, roller steel (5 tons or less); roller (pneumatic tired) - self propelled; tractor (mounted or towed compactors & light equipment); shouldering machine; self-propelled chip spreader; concrete spreader; finishing machine; mechanical float; curing machine; power subgrader; joint sawer (multiple blade) belting machine; burlap machine; texturing machine; tractor endloader (rubber tired) - light; jeep digger; forklift; mulcher; launch operator; fireman, environmental burner

GROUP 5: Air compressor; power pack; vibrator hammer and extractor; heavy equipment, leadman; tank car heaters; stump chipper; curb machine operator; Concrete proportioning plants; generators; mudjack operator; rock breaker; crusher or screening plant; screed (milling machine); automatic belt conveyor and surge bin; pug mill operator; Oiler, pump (over 3 inches); Drilling Machine Tender, day light machine

GROUP 6: Off-road material hauler with or without ejector.

-----  
IRON0008-002 06/13/2022

BROWN, CALUMET, DOOR, FOND DU LAC, KEWAUNEE, MANITOWOC,  
MARINETTE, OCONTO, OUTAGAMI, SHAWANO, SHEBOYGAN, AND WINNEBAGO  
COUNTIES:

Rates

Fringes

IRONWORKER.....\$ 41.00 28.95

Paid Holidays: New Year's Day, Memorial Day, July 4th, Labor Day, Thanksgiving Day & Christmas Day.

-----  
IRON0008-003 06/01/2021

KENOSHA, MILWAUKEE, OZAUKEE, RACINE, WALWORTH (N.E. 2/3), WASHINGTON, AND WAUKESHA COUNTIES

Rates Fringes

IRONWORKER.....\$ 40.57 28.40

Paid Holidays: New Year's Day, Memorial Day, July 4th, Labor Day, Thanksgiving Day & Christmas Day.

-----  
IRON0383-001 06/05/2022

ADAMS, COLUMBIA, CRAWFORD, DANE, DODGE, FLORENCE, FOREST, GRANT, GREENE, (Excluding S.E. tip), GREEN LAKE, IOWA, JEFFERSON, JUNEAU, LA CROSSE, LAFAYETTE, LANGLADE, MARATHON, MARQUETTE, MENOMINEE, MONROE, PORTAGE, RICHLAND, ROCK (Northern area, vicinity of Edgerton and Milton), SAUK, VERNON, WAUPACA, WAUSHARA, AND WOOD COUNTIES

Rates Fringes

IRONWORKER.....\$ 39.00 28.58

-----  
IRON0498-005 06/01/2021

GREEN (S.E. 1/3), ROCK (South of Edgerton and Milton), and WALWORTH (S.W. 1/3) COUNTIES:

Rates Fringes

IRONWORKER.....\$ 41.37 44.41

-----  
IRON0512-008 05/01/2022

BARRON, BUFFALO, CHIPPEWA, CLARK, DUNN, EAU CLAIRE, JACKSON, PEPIN, PIERCE, POLK, RUSK, ST CROIX, TAYLOR, AND TREMPPEALEAU COUNTIES

Rates Fringes

IRONWORKER.....\$ 41.00 33.11

-----  
IRON0512-021 05/01/2022

ASHLAND, BAYFIELD, BURNETT, DOUGLAS, IRON, LINCOLN, ONEIDA, PRICE, SAWYER, VILAS AND WASHBURN COUNTIES

Rates Fringes

IRONWORKER.....\$ 36.94 33.11

LAB00113-002 06/01/2022

MILWAUKEE AND WAUKESHA COUNTIES

	Rates	Fringes
LABORER		
Group 1.....	\$ 32.65	23.09
Group 2.....	\$ 32.80	23.09
Group 3.....	\$ 33.00	23.09
Group 4.....	\$ 33.15	23.09
Group 5.....	\$ 33.30	23.09
Group 6.....	\$ 29.14	23.09

LABORERS CLASSIFICATIONS

GROUP 1: General Laborer; Tree Trimmer; Conduit Layer; Demolition and Wrecking Laborer; Guard Rail, Fence, and Bridge Builder; Landscaper; Multiplate Culvert Assembler; Stone Handler; Bituminous Worker (Shoveler, Loader, and Utility Man); Batch Truck Dumper or Cement Handler; Bituminous Worker (Dumper, Ironer, Smoother, and Tamper); Concrete Handler

GROUP 2: Air Tool Operator; Joint Sawyer and Filler (Pavement); Vibrator or Tamper Operator (Mechanical Hand Operated); Chain Saw Operator; Demolition Burning Torch Laborer

GROUP 3: Bituminous Worker (Raker and Luteman); Formsetter (Curb, Sidewalk, and Pavement); Strike Off Man

GROUP 4: Line and Grade Specialist

GROUP 5: Blaster and Powderman

GROUP 6: Flagperson; traffic control person

-----  
LAB00113-003 06/01/2022

OZAUKEE AND WASHINGTON COUNTIES

	Rates	Fringes
LABORER		
Group 1.....	\$ 31.90	23.09
Group 2.....	\$ 32.00	23.09
Group 3.....	\$ 32.05	23.09
Group 4.....	\$ 32.25	23.09
Group 5.....	\$ 32.10	23.09
Group 6.....	\$ 28.99	23.09

LABORERS CLASSIFICATIONS

GROUP 1: General Laborer; Tree Trimmer; Conduit Layer; Demolition and Wrecking Laborer; Guard Rail, Fence, and Bridge Builder; Landscaper; Multiplate Culvert Assembler; Stone Handler; Bituminous Worker (Shoveler, Loader, and Utility Man); Batch Truck Dumper or Cement Handler; Bituminous Worker (Dumper, Ironer, Smoother, and Tamper); Concrete Handler

GROUP 2: Air Tool Operator; Joint Sawyer and Filler (Pavement); Vibrator or Tamper Operator (Mechanical Hand

Operated);

GROUP 3: Bituminous Worker (Raker and Luteman); Formsetter (Curb, Sidewalk, and Pavement); Strike Off Man

GROUP 4: Line and Grade Specialist

GROUP 5: Blaster; powderman

GROUP 6: Flagperson and Traffic Control Person

-----  
LAB00113-011 06/01/2022

KENOSHA AND RACINE COUNTIES

	Rates	Fringes
LABORER		
Group 1.....	\$ 31.71	23.09
Group 2.....	\$ 31.86	23.09
Group 3.....	\$ 32.06	23.09
Group 4.....	\$ 32.03	23.09
Group 5.....	\$ 32.36	23.09
Group 6.....	\$ 28.85	23.09

LABORERS CLASSIFICATIONS:

GROUP 1: General laborer; Tree Trimmer; Conduit Layer; Demolition and Wrecking Laborer; Guard Rail, Fence, and Bridge Builder; Landscaper; Multiplate Culvert Assembler; Stone Handler; Bituminous Worker (Shoveler, Loader, and Utility Man); Batch Truck Dumper or Cement Handler; Bituminous worker (Dumper, Ironer, Smoother, and Tamper); Concrete Handler

GROUP 2: Air Tool Operator; Joint Sawyer and Filler (Pavement); Vibrator or Tamper Operator (Mechanical Hand Operated); Chain Saw Operator; Demolition Burning Torch Laborer

GROUP 3: Bituminous Worker (Raker and Luteman); Formsetter (Curb, Sidewalk, and Pavement); Strike Off Man

GROUP 4: Line and Grade Specialist

GROUP 5: Blaster and Powderman

GROUP 6: Flagman; traffic control person

-----  
LAB00140-002 06/01/2022

ADAMS, ASHLAND, BARRON, BAYFIELD, BROWN, BUFFALO, BURNETT, CALUMET, CHIPPEWA, CLARK, COLUMBIA, CRAWFORD, DODGE, DOOR, DOUGLAS, DUNN, EAU CLAIRE, FLORENCE, FOND DU LAC, FOREST, GRANT, GREEN, GREEN LAKE, IRON, JACKSON, JUNEAU, IOWA, JEFFERSON, KEWAUNEE, LA CROSSE, LAFAYETTE, LANGLADE, LINCOLN, MANITOWOC, MARATHON, MARINETTE, MARQUETTE, MENOMINEE, MONROE, OCONTO, ONEIDA, OUTAGAMIE, PEPIN, PIERCE, POLK, PORTAGE, PRICE, RICHLAND, ROCK, RUSK, SAUK, SAWYER, SHAWANO, SHEBOYGAN, ST. CROIX, TAYLOR, TREMPLEAU, VERNON, VILLAS, WALWORTH, WASHBURN, WAUPACA, WAUSHARA, WINNEBAGO, AND WOOD COUNTIES

	Rates	Fringes
LABORER		
Group 1.....	\$ 36.42	18.68
Group 2.....	\$ 36.52	18.68
Group 3.....	\$ 36.57	18.68
Group 4.....	\$ 36.77	18.68
Group 5.....	\$ 36.62	18.68
Group 6.....	\$ 33.05	18.68

LABORER CLASSIFICATIONS

GROUP 1: General Laborer; Tree Trimmer; Conduit Layer; Demolition and Wrecking Laborer; Guard Rail, Fence, and Bridge Builder; Landscaper; Multiplate Culvert Assembler; Stone Handler; Bituminous Worker (Shoveler, Loader, and Utility Man); Batch Truck Dumper or Cement Handler; Bituminous Worker (Dumper, Ironer, Smoother and Tamper); Concrete Handler

GROUP 2: Air Tool Operator; Joint Sawyer and Filler (Pavement); Vibrator or Tamper Operator (Mechanical Hand Operated); Chain Saw Operator; Demolition Burning Torch Laborer

GROUP 3: Bituminous Worker (Raker and Luteman); Formsetter (Curb, Sidewalk and Pavement); Strike Off Man

GROUP 4: Line and Grade Specialist

GROUP 5: Blaster; powderman

GROUP 6: Flagperson; Traffic Control

-----  
LAB00464-003 06/01/2022

DANE COUNTY

	Rates	Fringes
LABORER		
Group 1.....	\$ 36.70	18.68
Group 2.....	\$ 36.80	18.68
Group 3.....	\$ 36.85	18.68
Group 4.....	\$ 37.05	18.68
Group 5.....	\$ 36.90	18.68
Group 6.....	\$ 33.05	18.68

LABORERS CLASSIFICATIONS:

GROUP 1: General Laborer; Tree Trimmer; Conduit Layer; Demolition and Wrecking Laborer; Guard Rail, Fence, and Bridge Builder; Landscaper; Multiplate Culvert Assembler; Stone Handler; Bituminous Worker (Shoveler, Loader, and Utility Man); Batch Truck Dumper or Cement Handler; Bituminous Worker (Dumper, Ironer, Smoother, and Tamper); Concrete Handler

GROUP 2: Air Tool Operator; Joint Sawyer and Filler (Pavement); Vibrator or Tamper Operator (Mechanical Hand Operated); Chain Saw Operator; Demolition Burning Torch Laborer

GROUP 3: Bituminous Worker (Raker and Luteman); Formsetter

(Curb, Sidewalk, and Pavement); Strike Off Man

GROUP 4: Line and Grade Specialist

GROUP 5: Blaster; Powderman

GROUP 6: Flagperson and Traffic Control Person

-----  
PAIN0106-008 05/01/2022

ASHLAND, BAYFIELD, BURNETT, AND DOUGLAS COUNTIES

	Rates	Fringes
Painters:		
New:		
Brush, Roller.....	\$ 33.99	22.70
Spray, Sandblast, Steel....	\$ 34.59	22.70
Repaint:		
Brush, Roller.....	\$ 33.09	22.70
Spray, Sandblast, Steel....	\$ 32.49	22.70

-----  
PAIN0108-002 06/01/2022

RACINE COUNTY

	Rates	Fringes
Painters:		
Brush, Roller.....	\$ 39.60	21.79
Spray & Sandblast.....	\$ 40.60	21.79

-----  
PAIN0259-002 05/01/2008

BARRON, CHIPPEWA, DUNN, EAU CLAIRE, PEPIN, PIERCE, POLK, RUSK,  
SAWYER, ST. CROIX, AND WASHBURN COUNTIES

	Rates	Fringes
PAINTER.....	\$ 24.11	12.15

-----  
PAIN0259-004 05/01/2015

BUFFALO, CRAWFORD, JACKSON, LA CROSSE, MONROE, TREMPLEAU, AND  
VERNON COUNTIES

	Rates	Fringes
PAINTER.....	\$ 22.03	12.45

-----  
PAIN0781-002 06/01/2022

JEFFERSON, MILWAUKEE, OZAUKEE, WASHINGTON, AND WAUKESHA COUNTIES

	Rates	Fringes
Painters:		
Bridge.....	\$ 38.15	24.80
Brush.....	\$ 37.40	24.80
Spray & Sandblast.....	\$ 38.15	24.80

-----  
PAIN0802-002 06/01/2021

COLUMBIA, DANE, DODGE, GRANT, GREEN, IOWA, LAFAYETTE, RICHLAND,  
ROCK, AND SAUK COUNTIES

	Rates	Fringes
PAINTER		
Brush.....	\$ 29.98	18.78

PREMIUM PAY:  
Structural Steel, Spray, Bridges = \$1.00 additional per  
hour.

-----  
PAIN0802-003 06/01/2022

ADAMS, BROWN, CALUMET, CLARK, DOOR, FOND DU LAC, FOREST, GREEN  
LAKE, IRON, JUNEAU, KEWAUNEE, LANGLADE, LINCOLN, MANITOWOC,  
MARATHON, MARINETTE, MARQUETTE, MENOMINEE, OCONTO, ONEIDA,  
OUTAGAMIE, PORTAGE, PRICE, SHAWANO, SHEBOYGAN, TAYLOR, VILAS,  
WAUSHARA, WAUPACA, WINNEBAGO, AND WOOD COUNTIES

	Rates	Fringes
PAINTER.....	\$ 34.68	18.94

-----  
PAIN0934-001 06/01/2022

KENOSHA AND WALWORTH COUNTIES

	Rates	Fringes
Painters:		
Brush.....	\$ 36.70	24.69
Spray.....	\$ 37.70	24.69
Structural Steel.....	\$ 36.85	24.69

-----  
PAIN1011-002 06/06/2021

FLORENCE COUNTY

	Rates	Fringes
Painters:.....	\$ 26.71	14.38

-----  
PLAS0599-010 06/01/2021

	Rates	Fringes
CEMENT MASON/CONCRETE FINISHER		
Area 1.....	\$ 42.06	20.87
Area 2 (BAC).....	\$ 37.73	23.80
Area 3.....	\$ 38.74	22.46
Area 4.....	\$ 38.59	22.66
Area 5.....	\$ 38.16	22.98
Area 6.....	\$ 34.94	26.36

AREA DESCRIPTIONS

AREA 1: BAYFIELD, DOUGLAS, PRICE, SAWYER, AND WASHBURN  
COUNTIES

AREA 2: ADAMS, ASHLAND, BARRON, BROWN, BURNETT, CALUMET,



CHIPPEWA, CLARK, COLUMBIA, DODGE, DOOR, DUNN, FLORENCE, FOND DU LAC, FOREST, GREEN LAKE, IRON, JEFFERSON, KEWAUNEE, LANGLADE, LINCOLN, MANITOWOC, MARATHON, MARINETTE, MARQUETTE, MENOMINEE, OCONTO, ONEIDA, OUTAGAMIE, POLK, PORTAGE, RUSK, ST CROIX, SAUK, SHAWANO, SHEBOYGAN, TAYLOR, VILAS, WALWORTH, WAUPACA, WAUSHARA, WINNEBAGO, AND WOOD COUNTIES

AREA 3: BUFFALO, CRAWFORD, EAU CLAIRE, JACKSON, JUNEAU, LA CROSSE MONROE, PEPIN, PIERCE, RICHLAND, TREMPLEAU, AND VERNON COUNTIES

AREA 4: MILWAUKEE, OZAUKEE, WASHINGTON, AND WAUKESHA COUNTIES

AREA 5: DANE, GRANT, GREEN, IOWA, LAFAYETTE, AND ROCK COUNTIES

AREA 6: KENOSHA AND RACINE COUNTIES

-----  
TEAM0039-001 06/01/2021

	Rates	Fringes
TRUCK DRIVER		
1 & 2 Axles.....	\$ 32.57	23.81
3 or more Axles; Euclids, Dumpton & Articulated, Truck Mechanic.....	\$ 32.72	23.81
-----		
WELL DRILLER.....	\$ 16.52	3.70
-----		

WELDERS - Receive rate prescribed for craft performing operation to which welding is incidental.

=====  
Note: Executive Order (EO) 13706, Establishing Paid Sick Leave for Federal Contractors applies to all contracts subject to the Davis-Bacon Act for which the contract is awarded (and any solicitation was issued) on or after January 1, 2017. If this contract is covered by the EO, the contractor must provide employees with 1 hour of paid sick leave for every 30 hours they work, up to 56 hours of paid sick leave each year. Employees must be permitted to use paid sick leave for their own illness, injury or other health-related needs, including preventive care; to assist a family member (or person who is like family to the employee) who is ill, injured, or has other health-related needs, including preventive care; or for reasons resulting from, or to assist a family member (or person who is like family to the employee) who is a victim of, domestic violence, sexual assault, or stalking. Additional information on contractor requirements and worker protections under the EO is available at <https://www.dol.gov/agencies/whd/government-contracts>.

Unlisted classifications needed for work not included within the scope of the classifications listed may be added after award only as provided in the labor standards contract clauses (29CFR 5.5 (a) (1) (ii)).

-----

The body of each wage determination lists the classification and wage rates that have been found to be prevailing for the cited type(s) of construction in the area covered by the wage determination. The classifications are listed in alphabetical order of ""identifiers"" that indicate whether the particular rate is a union rate (current union negotiated rate for local), a survey rate (weighted average rate) or a union average rate (weighted union average rate).

#### Union Rate Identifiers

A four letter classification abbreviation identifier enclosed in dotted lines beginning with characters other than ""SU"" or ""UAVG"" denotes that the union classification and rate were prevailing for that classification in the survey. Example: PLUM0198-005 07/01/2014. PLUM is an abbreviation identifier of the union which prevailed in the survey for this classification, which in this example would be Plumbers. 0198 indicates the local union number or district council number where applicable, i.e., Plumbers Local 0198. The next number, 005 in the example, is an internal number used in processing the wage determination. 07/01/2014 is the effective date of the most current negotiated rate, which in this example is July 1, 2014.

Union prevailing wage rates are updated to reflect all rate changes in the collective bargaining agreement (CBA) governing this classification and rate.

#### Survey Rate Identifiers

Classifications listed under the ""SU"" identifier indicate that no one rate prevailed for this classification in the survey and the published rate is derived by computing a weighted average rate based on all the rates reported in the survey for that classification. As this weighted average rate includes all rates reported in the survey, it may include both union and non-union rates. Example: SULA2012-007 5/13/2014. SU indicates the rates are survey rates based on a weighted average calculation of rates and are not majority rates. LA indicates the State of Louisiana. 2012 is the year of survey on which these classifications and rates are based. The next number, 007 in the example, is an internal number used in producing the wage determination. 5/13/2014 indicates the survey completion date for the classifications and rates under that identifier.

Survey wage rates are not updated and remain in effect until a new survey is conducted.

#### Union Average Rate Identifiers

Classification(s) listed under the UAVG identifier indicate that no single majority rate prevailed for those classifications; however, 100% of the data reported for the classifications was union data. EXAMPLE: UAVG-OH-0010 08/29/2014. UAVG indicates that the rate is a weighted union average rate. OH indicates the state. The next number, 0010 in the example, is an internal number used in producing the wage determination. 08/29/2014 indicates the survey completion date for the classifications and rates under that identifier.

A UAVG rate will be updated once a year, usually in January of each year, to reflect a weighted average of the current

negotiated/CBA rate of the union locals from which the rate is based.

-----  
WAGE DETERMINATION APPEALS PROCESS

1.) Has there been an initial decision in the matter? This can be:

- \* an existing published wage determination
- \* a survey underlying a wage determination
- \* a Wage and Hour Division letter setting forth a position on a wage determination matter
- \* a conformance (additional classification and rate) ruling

On survey related matters, initial contact, including requests for summaries of surveys, should be with the Wage and Hour National Office because National Office has responsibility for the Davis-Bacon survey program. If the response from this initial contact is not satisfactory, then the process described in 2.) and 3.) should be followed.

With regard to any other matter not yet ripe for the formal process described here, initial contact should be with the Branch of Construction Wage Determinations. Write to:

Branch of Construction Wage Determinations  
Wage and Hour Division  
U.S. Department of Labor  
200 Constitution Avenue, N.W.  
Washington, DC 20210

2.) If the answer to the question in 1.) is yes, then an interested party (those affected by the action) can request review and reconsideration from the Wage and Hour Administrator (See 29 CFR Part 1.8 and 29 CFR Part 7). Write to:

Wage and Hour Administrator  
U.S. Department of Labor  
200 Constitution Avenue, N.W.  
Washington, DC 20210

The request should be accompanied by a full statement of the interested party's position and by any information (wage payment data, project description, area practice material, etc.) that the requestor considers relevant to the issue.

3.) If the decision of the Administrator is not favorable, an interested party may appeal directly to the Administrative Review Board (formerly the Wage Appeals Board). Write to:

Administrative Review Board  
U.S. Department of Labor  
200 Constitution Avenue, N.W.  
Washington, DC 20210

4.) All decisions by the Administrative Review Board are final.

=====  
END OF GENERAL DECISIO"



"General Decision Number: WI20230008 01/20/2023

Superseded General Decision Number: WI20220008

State: Wisconsin

Construction Types: Heavy (Sewer and Water Line and Tunnel)

Counties: Wisconsin Statewide.

TUNNEL, SEWER & WATER LINE CONSTRUCTION PROJECTS

Note: Contracts subject to the Davis-Bacon Act are generally required to pay at least the applicable minimum wage rate required under Executive Order 14026 or Executive Order 13658. Please note that these Executive Orders apply to covered contracts entered into by the federal government that are subject to the Davis-Bacon Act itself, but do not apply to contracts subject only to the Davis-Bacon Related Acts, including those set forth at 29 CFR 5.1(a)(2)-(60).

<p>If the contract is entered into on or after January 30, 2022, or the contract is renewed or extended (e.g., an option is exercised) on or after January 30, 2022:</p>	<ul style="list-style-type: none"> <li>. Executive Order 14026 generally applies to the contract.</li> <li>. The contractor must pay all covered workers at least \$16.20 per hour (or the applicable wage rate listed on this wage determination, if it is higher) for all hours spent performing on the contract in 2023.</li> </ul>
<p>If the contract was awarded on or between January 1, 2015 and January 29, 2022, and the contract is not renewed or extended on or after January 30, 2022:</p>	<ul style="list-style-type: none"> <li>. Executive Order 13658 generally applies to the contract.</li> <li>. The contractor must pay all covered workers at least \$12.15 per hour (or the applicable wage rate listed on this wage determination, if it is higher) for all hours spent performing on that contract in 2023.</li> </ul>

The applicable Executive Order minimum wage rate will be adjusted annually. If this contract is covered by one of the Executive Orders and a classification considered necessary for performance of work on the contract does not appear on this wage determination, the contractor must still submit a conformance request.

Additional information on contractor requirements and worker protections under the Executive Orders is available at <http://www.dol.gov/whd/govcontracts>.

Modification Number	Publication Date
0	01/06/2023
1	01/13/2023

BRWI0001-002 06/01/2022

CRAWFORD, JACKSON, JUNEAU, LA CROSSE, MONROE, TREMPLEAU, AND VERNON COUNTIES

	Rates	Fringes
BRICKLAYER.....	\$ 37.96	25.13

-----  
BRWI0002-002 06/01/2022

ASHLAND, BAYFIELD, DOUGLAS, AND IRON COUNTIES

	Rates	Fringes
BRICKLAYER.....	\$ 45.87	23.91

-----  
BRWI0002-005 06/01/2022

ADAMS, ASHLAND, BARRON, BROWN, BURNETT, CALUMET, CHIPPEWA, CLARK, COLUMBIA, DODGE, DOOR, DUNN, FLORENCE, FOND DU LAC, FOREST, GREEN LAKE, IRON, JEFFERSON, KEWAUNEE, LANGLADE, LINCOLN, MANITOWOC, MARATHON, MARINETTE, MARQUETTE, MENOMINEE, OCONTO, ONEIDA, OUTAGAMIE, POLK, PORTAGE, RUSK, ST CROIX, SAUK, SHAWANO, SHEBOYGAN, TAYLOR, VILAS, WALWORTH, WAUPACA, WAUSHARA, WINNEBAGO, AND WOOD COUNTIES

	Rates	Fringes
CEMENT MASON/CONCRETE FINISHER...	\$ 38.81	23.94

-----  
BRWI0003-002 06/01/2021

BROWN, DOOR, FLORENCE, KEWAUNEE, MARINETTE, AND OCONTO COUNTIES

	Rates	Fringes
BRICKLAYER.....	\$ 37.03	24.95

-----  
BRWI0004-002 06/01/2022

KENOSHA, RACINE, AND WALWORTH COUNTIES

	Rates	Fringes
BRICKLAYER.....	\$ 42.53	26.01

-----  
BRWI0006-002 06/01/2022

ADAMS, CLARK, FOREST, LANGLADE, LINCOLN, MARATHON, MENOMINEE, ONEIDA, PORTAGE, PRICE, TAYLOR, VILAS AND WOOD COUNTIES

	Rates	Fringes
BRICKLAYER.....	\$ 38.26	24.83

-----  
BRWI0007-002 06/01/2022

GREEN, LAFAYETTE, AND ROCK COUNTIES

	Rates	Fringes
BRICKLAYER.....	\$ 39.26	25.52
-----		
BRWI0008-002 06/01/2022		

MILWAUKEE, OZAUKEE, WASHINGTON, AND WAUKESHA COUNTIES

	Rates	Fringes
BRICKLAYER.....	\$ 44.08	24.42
-----		
BRWI0009-001 06/01/2022		

GREEN LAKE, MARQUETTE, OUTAGAMIE, SHAWANO, WAUPACA, WASHARA,  
AND WINNEBAGO COUNTIES

	Rates	Fringes
BRICKLAYER.....	\$ 38.00	25.09
-----		
BRWI0011-002 06/01/2022		

CALUMET, FOND DU LAC, MANITOWOC, AND SHEBOYGAN COUNTIES

	Rates	Fringes
BRICKLAYER.....	\$ 38.00	25.09
-----		
BRWI0013-002 06/01/2022		

DANE, GRANT, IOWA, AND RICHLAND COUNTIES

	Rates	Fringes
BRICKLAYER.....	\$ 39.56	25.22
-----		
BRWI0019-002 06/01/2022		

BARRON, BUFFALO, BURNETT, CHIPPEWA, DUNN, EAU CLAIRE, PEPIN,  
PIERCE, POLK, RUSK, ST. CROIX, SAWYER AND WASHBURN COUNTIES

	Rates	Fringes
BRICKLAYER.....	\$ 37.36	25.73
-----		
BRWI0021-002 06/01/2022		

DODGE AND JEFFERSON COUNTIES

	Rates	Fringes
BRICKLAYER.....	\$ 38.49	26.27
-----		
BRWI0034-002 06/01/2022		

COLUMBIA AND SAUK COUNTIES

	Rates	Fringes
BRICKLAYER.....	\$ 39.56	25.22
-----		
CARP0068-011 05/02/2022		

BURNETT (W. of Hwy 48), PIERCE (W. of Hwy 29), POLK (W. of Hwys 35, 48 & 65), AND ST. CROIX (W. of Hwy 65) COUNTIES

	Rates	Fringes
Carpenter & Piledrivermen.....	\$ 41.19	27.05

---

CARP0264-003 06/01/2016

KENOSHA, MILWAUKEE, OZAUKEE, RACINE, WAUKESHA, AND WASHINGTON COUNTIES

	Rates	Fringes
CARPENTER.....	\$ 35.78	22.11

---

CARP0310-002 06/05/2022

Ashland, Bayfield, Forest, Iron, Langlade, Lincoln, Marathon, Oneida, Shawano, Taylor and Vilas

	Rates	Fringes
CARPENTER.....	\$ 36.80	26.12
Piledriver.....	\$ 37.37	25.96

---

CARP0314-001 06/05/2022

Columbia, Dane, Dodge, Grant, Green, Iowa, Jefferson, Lafayette, Richland, Rock, Sauk and Walworth

	Rates	Fringes
CARPENTER.....	\$ 36.80	26.12
Piledriver.....	\$ 37.37	25.96

---

CARP0361-004 05/01/2018

BAYFIELD (West of Hwy 63) AND DOUGLAS COUNTIES

	Rates	Fringes
CARPENTER.....	\$ 36.15	20.43

---

CARP0731-002 06/05/2022

Calumet (Eastern portion of the County), Fond Du Lac, Manitowoc and Sheboygan

	Rates	Fringes
CARPENTER.....	\$ 36.80	26.12
Piledriver.....	\$ 37.37	25.96

---

CARP0804-001 06/05/2022

Adams, Juneau, Portage and Wood

Rates	Fringes
-------	---------



CARPENTER.....	\$ 36.80	26.12
Piledriver.....	\$ 37.37	25.96

-----  
 CARP0955-002 06/01/2022

Calumet (western portion of County), Fond Du Lac, Green Lake,  
 Marquette, Outagamie and Winnebago

	Rates	Fringes
CARPENTER.....	\$ 36.80	26.12
PILEDRIVER.....	\$ 37.37	25.96

-----  
 CARP1056-002 06/05/2022

	Rates	Fringes
MILLWRIGHT.....	\$ 38.00	26.78

-----  
 CARP1074-002 06/01/2022

Barron, Burnett, Chippewa, Clark, Dunn, Eau Claire, Pepin,  
 Pierce, Polk, Rusk, Sawyer, St. Croix and Washburn

	Rates	Fringes
CARPENTER.....	\$ 36.80	26.12
PILEDRIVER.....	\$ 37.37	25.96

-----  
 CARP1143-002 06/01/2022

Crawford, Jackson, La Crosse, Monroe, Trempealeau and Vernon

	Rates	Fringes
CARPENTER.....	\$ 36.80	26.12
PILEDRIVER.....	\$ 37.37	25.96

-----  
 CARP1146-002 06/01/2022

Brown, Door, Florence, Kewaunee, Marinette, Menominee and  
 Shawano

	Rates	Fringes
CARPENTER.....	\$ 36.80	26.12
PILEDRIVER.....	\$ 37.37	25.96

-----  
 CARP2337-001 06/01/2016

ZONE A: MILWAUKEE, OZAUKEE, WAUKESHA AND WASHINGTON

ZONE B: KENOSHA & RACINE

	Rates	Fringes
PILEDRIVERMAN		
Zone A.....	\$ 31.03	22.69
Zone B.....	\$ 31.03	22.69

	Rates	Fringes
MILLWRIGHT		
Zone A.....	\$ 33.58	21.53
Zone B.....	\$ 33.58	21.53

ZONE DEFINITIONS

ZONE A: MILWAUKEE, OZAUKEE, WAUKESHA AND WASHINGTON COUNTIES

ZONE B: KENOSHA & RACINE COUNTIES

-----  
 \* ELEC0014-002 12/25/2022

ASHLAND, BARRON, BAYFIELD, BUFFALO, BURNETT, CHIPPEWA, CLARK  
 (except Maryville, Colby, Unity, Sherman, Fremont, Lynn &  
 Sherwood), CRAWFORD, DUNN, EAU CLAIRE, GRANT, IRON, JACKSON, LA  
 CROSSE, MONROE, PEPIN, PIERCE, POLK, PRICE, RICHLAND, RUSK, ST  
 CROIX, SAWYER, TAYLOR, TREMPPEALEAU, VERNON, AND WASHBURN  
 COUNTIES

	Rates	Fringes
Electricians:.....	\$ 39.25	22.34

-----  
 ELEC0127-002 06/01/2021

KENOSHA COUNTY

	Rates	Fringes
Electricians:.....	\$ 43.16	30%+12.70

-----  
 ELEC0158-002 05/30/2021

BROWN, DOOR, KEWAUNEE, MANITOWOC (except Schleswig),  
 MARINETTE(Wausaukee and area South thereof), OCONTO, MENOMINEE  
 (East of a line 6 miles West of the West boundary of Oconto  
 County), SHAWANO (Except Area North of Townships of Aniwa and  
 Hutchins) COUNTIES

	Rates	Fringes
ELECTRICIAN.....	\$ 36.14	29.75%+10.26

-----  
 ELEC0159-003 05/30/2021

COLUMBIA, DANE, DODGE (Area West of Hwy 26, except Chester and  
 Emmet Townships), GREEN, LAKE (except Townships of Berlin,  
 Seneca, and St. Marie), IOWA, MARQUETTE (except Townships of  
 Neshkoka, Crystal Lake, Newton, and Springfield), and SAUK  
 COUNTIES

	Rates	Fringes
ELECTRICIAN.....	\$ 43.38	23.13

-----  
 ELEC0219-004 06/01/2019

FLORENCE COUNTY (Townships of Aurora, Commonwealth, Fern, Florence and Homestead) AND MARINETTE COUNTY (Township of Niagara)

	Rates	Fringes
Electricians:		
Electrical contracts over \$180,000.....	\$ 33.94	21.80
Electrical contracts under \$180,000.....	\$ 31.75	21.73
-----		
ELEC0242-005 05/30/2021		

DOUGLAS COUNTY

	Rates	Fringes
Electricians:.....	\$ 41.37	69.25%
-----		
ELEC0388-002 05/30/2021		

ADAMS, CLARK (Colby, Freemont, Lynn, Mayville, Sherman, Sherwood, Unity), FOREST, JUNEAU, LANGLADE, LINCOLN, MARATHON, MARINETTE (Beecher, Dunbar, Goodman & Pembine), MENOMINEE (Area West of a line 6 miles West of the West boundary of Oconto County), ONEIDA, PORTAGE, SHAWANO (Aniwa and Hutchins), VILAS AND WOOD COUNTIES

	Rates	Fringes
Electricians:.....	\$ 36.22	26%+11.24
-----		
ELEC0430-002 06/01/2022		

RACINE COUNTY (Except Burlington Township)

	Rates	Fringes
Electricians:.....	\$ 45.02	24.35
-----		
* ELEC0494-005 06/01/2022		

MILWAUKEE, OZAUKEE, WASHINGTON, AND WAUKESHA COUNTIES

	Rates	Fringes
Electricians:.....	\$ 46.38	25.86
-----		
ELEC0494-006 06/01/2021		

CALUMET (Township of New Holstein), DODGE (East of Hwy 26 including Chester Township), FOND DU LAC, MANITOWOC (Schleswig), and SHEBOYGAN COUNTIES

	Rates	Fringes
Electricians:.....	\$ 37.91	22.74
-----		
ELEC0577-003 06/01/2021		

CALUMET (except Township of New Holstein), GREEN LAKE (N. part

including Townships of Berlin, St Marie, and Seneca), MARQUETTE (N. part including Townships of Crystal Lake, Neshkoro, Newton, and Springfield), OUTAGAMIE, WAUPACA, WAUSHARA, AND WINNEBAGO COUNTIES

	Rates	Fringes
Electricians:.....	\$ 35.66	29.50%+10.00
-----		
ELEC0890-003 06/01/2021		

DODGE (Emmet Township only), GREEN, JEFFERSON, LAFAYETTE, RACINE (Burlington Township), ROCK AND WALWORTH COUNTIES

	Rates	Fringes
Electricians:.....	\$ 39.00	25.95%+11.17
-----		
ENGI0139-003 06/06/2022		

REMAINING COUNTIES

	Rates	Fringes
Power Equipment Operator		
Group 1.....	\$ 45.22	24.85
Group 2.....	\$ 43.97	24.85
Group 3.....	\$ 41.57	24.85
Group 4.....	\$ 41.04	24.85
Group 5.....	\$ 38.97	24.85
Group 6.....	\$ 37.44	24.85

HAZARDOUS WASTE PREMIUMS:

EPA Level "A" Protection: \$3.00 per hour  
 EPA Level "B" Protection: \$2.00 per hour  
 EPA Level "C" Protection: \$1.00 per hour

POWER EQUIPMENT OPERATORS CLASSIFICATIONS

GROUP 1: Cranes, Tower Cranes and Derricks with or without attachments with a lifting capacity of over 100 tons; Cranes, Tower Cranes, and Derricks with boom, leads and/or jib lengths 176 ft or longer.

GROUP 2: Backhoes (Excavators) weighing 130,00 lbs and over; Cranes, Tower Cranes and Derricks with or without attachments with a lifting capacity of 100 tons or less; Cranes, Tower Cranes, and Derricks with boom, leads, and/or jib lengths 175 ft or less; Caisson Rigs; Pile Driver

GROUP 3: Backhoes (Excavators) weighing under 130,000 lbs; Travelling Crane (bridge type); Milling Machine; Concrete Paver over 27 E; Concrete Spreader and Distributor; Concrete Laser Screed; Concrete Grinder and Planing Machine; Slipform Curb and Gutter Machine; Boring Machine (Directional); Dredge Operator; Skid Rigs; over 46 meter Concrete Pump.

GROUP 4: Hydraulic Backhoe (tractor or truck mounted); Hydraulic Crane, 10 tons or less; Tractor, Bulldozer, or End Loader (over 40 hp); Motor Patrol; Scraper Operator; Bituminous Plant and Paver Operator; Screed-Milling Machine; Roller over 5 tons; Concrete pumps 46 meter and

under; Grout Pumps; Rotec type machine; Hydro Blaster, 10,000 psi and over; Rotary Drill Operator; Percussion Drilling Machine; Air Track Drill with or without integral hammer; Blaster; Boring Machine (vertical or horizontal); Side Boom; Trencher, wheel type or chain type having 8 inch or larger bucket; Rail Leveling Machine (Railroad); Tie Placer; Tie Extractor; Tie Tamper; Stone Leveler; Straddle Carrier; Material Hoists; Stack Hoist; Man Hoists; Mechanic and Welder; Off Road Material Haulers.

GROUP 5: Tractor, Bulldozer, or Endloader (under 40 hp); Tampers -Compactors, riding type; Stump Chipper, large; Roller, Rubber Tire; Backfiller; Trencher, chain type (bucket under 8 inch); Concrete Auto Breaker, large; Concrete Finishing Machine (road type); Concrete Batch Hopper; Concrete Conveyor Systems; Concrete Mixers, 14S or over; Pumps, Screw Type and Gypsum); Hydrohammers, small; Brooms and Sweepers; Lift Slab Machine; Roller under 5 tons; Industrial Locomotives; Fireman (Pile Drivers and Derricks); Pumps (well points); Hoists, automatic; A-Frames and Winch Trucks; Hoists (tuggers); Boats (Tug, Safety, Work Barges and Launches); Assistant Engineer

GROUP 6: Shouldering Machine Operator; Farm or Industrial Tractor mounted equipment; Post Hole Digger; Auger (vertical and horizontal); Skid Steer Loader with or without attachments; Robotic Tool Carrier with or without attachments; Power Pack Vibratory/Ultra Sound Driver and Extractor; Fireman (Asphalt Plants); Screed Operator; Stone Crushers and Screening Plants; Air, Electric, Hydraulic Jacks (Slip Form); Prestress Machines; Air Compressor, 400 CFM or over; Refrigeration Plant/Freeze Machine; Boiler Operators (temporary heat); Forklifts; Welding Machines; Generators; Pumps over 3"; Heaters, Mechanical; Combination small equipment operator; Winches, small electric; Oiler; Greaser; Rotary Drill Tender; Conveyor; Elevator Operator

-----  
 ENGI0139-007 06/05/2022

DODGE, FOND DU LAC, JEFFERSON, KENOSHA, MILWAUKEE, OZAUKEE, RACINE, SHEBOYGAN, WALWORTH, WASHINGTON, AND WAUKESHA COUNTIES

	Rates	Fringes
Power Equipment Operator		
Group 1.....	\$ 43.54	24.85
Group 2.....	\$ 42.76	24.85
Group 3.....	\$ 41.81	24.85
Group 4.....	\$ 40.76	24.85
Group 5.....	\$ 39.36	24.85

HAZARDOUS WASTE PREMIUMS:  
 EPA Level ""A"" Protection: \$3.00 per hour  
 EPA Level ""B"" Protection: \$2.00 per hour  
 EPA Level ""C"" Protection: \$1.00 per hour

POWER EQUIPMENT OPERATORS CLASSIFICATIONS

GROUP 1: Cranes, Tower Cranes, and Derricks with or without attachments, with a lifting capacity of over 100 tons; or Cranes, Tower Cranes, and Derricks with boom, leads, and/or jib lengths measuring 176 feet or longer; Backhoes (Excavators) 130,000 lbs and over; Caisson Rigs and Pile

Drivers

GROUP 2: Cranes, Tower Cranes and Derricks with or without attachments with a lifting capacity of 100 tons or under; or Cranes, Tower Cranes, and Derricks with boom, lead, and/or jib lengths measuring 175 feet or under; Backhoes (Excavators) under 130,000 lbs; Skid Rigs; Dredge Operator: Traveling Crane (Bridge type); Concrete Paver over 27 E; Concrete Spreader and Distributor; Concrete Pumps and Boring Machines (directional)

GROUP 3: Material Hoists; Stack Hoists; Tractor or Truck mounted Hydraulic Backhoe; Tractor or Truck Mounted Hydraulic Crane, 5 tons or under; Manhoist; Tractor over 40 hp; Bulldozer over 40 hp; Endloader over 40 hp; Forklift, 25 ft and over; Motor Patrol; Scraper Operator; Sideboom; Straddle Carrier; Mechanic and Welder; Bituminous Plant and Paver Operator; Roller over 5 tons; Percussion Drill Operator; Rotary Drill Operator; Blaster; Air Track Drill; Trencher (wheel type or chain type having over 8 inch bucket); Elevator; Milling Machine and Boring Machine (horizontal or vertical); Backhoe Mounted Compactor

GROUP 4: Backfiller; Concrete Auto Breaker (large); Concrete Finishing Machine (road type); Roller, Rubber Tire; Concrete Batch Hopper; Concrete Conveyor System; Concrete Mixers (14S or over); Screw type Pumps and Gypsum Pumps; Grout Pumps; Tractor, Bulldozer, End Loader, under 40 hp; Pumps (well points); Trencher (chain type 8 inch or smaller bucket); Industrial Locomotives; Roller under 5 tons; Fireman (Piledrivers and Derricks); Robotic Tool Carrier with or without attachments.

GROUP 5: Hoists (Automatic); Forklift, 12 ft to 25 ft; Tamper-Compactors, riding type; A-Frame and Winch Trucks; Concrete Auto Breaker; Hydrohammer, small; Brooms and Sweepers; Hoist (Tuggers); Stump Chipper, large; Boats (Tug, Safety, Work Barges and Launch); Shouldering Machine Operator; Screed Operator; Farm or Industrial Tractor; Post Hole Digger; Stone Crushers and Screening Plants; Firemen (Asphalt Plants); Air Compressor (400 CFM or over); Augers (vertical and horizontal); Generators, 150 KW and over; Air, Electric Hydraulic Jacks (Slipform); Prestress Machines; Skid Steer Loader with or without attachments; Boiler operators (temporary heat); Forklift, 12 ft and under; Screed Operator Milling Machine; Refrigeration Plant/Freeze Machine; Power Pack Vibratory/Ultra Sound Driver and Extractor; Generators under 150 KW; Combination small equipment operator; Compressors under 400 CFM; Welding Machines; Heaters, Mechanical; Pumps; Winches, Small Electric; Oiler and Greaser; Conveyor; High pressure utility locating machine (daylighting machine).

-----  
IRON0008-002 06/13/2022

BROWN, CALUMET, DOOR, FOND DU LAC, KEWAUNEE, MANITOWOC, MARINETTE, OCONTO, OUTAGAMI, SHAWANO, SHEBOYGAN, AND WINNEBAGO COUNTIES:

	Rates	Fringes
IRONWORKER.....	\$ 41.00	28.95

Paid Holidays: New Year's Day, Memorial Day, July 4th, Labor Day, Thanksgiving Day & Christmas Day.

-----  
IRON0008-003 06/01/2021

KENOSHA, MILWAUKEE, OZAUKEE, RACINE, WALWORTH (N.E. 2/3), WASHINGTON, AND WAUKESHA COUNTIES

	Rates	Fringes
IRONWORKER.....	\$ 40.57	28.40

Paid Holidays: New Year's Day, Memorial Day, July 4th, Labor Day, Thanksgiving Day & Christmas Day.

-----  
IRON0383-001 06/05/2022

ADAMS, COLUMBIA, CRAWFORD, DANE, DODGE, FLORENCE, FOREST, GRANT, GREENE, (Excluding S.E. tip), GREEN LAKE, IOWA, JEFFERSON, JUNEAU, LA CROSSE, LAFAYETTE, LANGLADE, MARATHON, MARQUETTE, MENOMINEE, MONROE, PORTAGE, RICHLAND, ROCK (Northern area, vicinity of Edgerton and Milton), SAUK, VERNON, WAUPACA, WAUSHARA, AND WOOD COUNTIES

	Rates	Fringes
IRONWORKER.....	\$ 39.00	28.58

-----  
IRON0498-005 06/01/2021

GREEN (S.E. 1/3), ROCK (South of Edgerton and Milton), and WALWORTH (S.W. 1/3) COUNTIES:

	Rates	Fringes
IRONWORKER.....	\$ 41.37	44.41

-----  
IRON0512-008 05/01/2022

BARRON, BUFFALO, CHIPPEWA, CLARK, DUNN, EAU CLAIRE, JACKSON, PEPIN, PIERCE, POLK, RUSK, ST CROIX, TAYLOR, AND TREMPPEALEAU COUNTIES

	Rates	Fringes
IRONWORKER.....	\$ 41.00	33.11

-----  
IRON0512-021 05/01/2022

ASHLAND, BAYFIELD, BURNETT, DOUGLAS, IRON, LINCOLN, ONEIDA, PRICE, SAWYER, VILAS AND WASHBURN COUNTIES

	Rates	Fringes
IRONWORKER.....	\$ 36.94	33.11

-----  
LAB00113-004 06/01/2022

MILWAUKEE, OZAUKEE, WASHINGTON, AND WAUKESHA COUNTIES

	Rates	Fringes
Laborers: (Open Cut)		
Group 1.....	\$ 17.62	21.98
Group 2.....	\$ 19.89	21.98
Group 3.....	\$ 23.43	21.98
Group 4.....	\$ 32.80	21.98
Group 5.....	\$ 32.94	21.98
Group 6.....	\$ 33.00	21.98
Group 7.....	\$ 36.85	21.98
Group 8.....	\$ 39.67	21.98
Group 9.....	\$ 40.31	21.98

LABORERS CLASSIFICATIONS [OPEN CUT]

GROUP 1: Yard Laborer

GROUP 2: Landscaper

GROUP 3: Flag Person

GROUP 4: Paving Laborer

GROUP 5: General Laborer on Surface; Top Man

GROUP 6: Mud Mixer

GROUP 7: Mucker; Form Stripper; Bottom Digger and Misc;  
Bottom Man and Welder on Surface

GROUP 8: Concrete Manhole Builder; Caisson Worker; Miner;  
Pipe Layer; Rock Driller and Joint Man; Timber Man and  
Concrete Brusher; Bracer in Trench Behind Machine & Tight  
Sheeting; Concrete Formsetter and Shoveler; Jackhammer  
Operator

GROUP 9: Blaster

-----  
LAB00113-005 06/06/2022

SEWER, TUNNEL & UNDERGROUND

KENOSHA AND RACINE COUNTIES

	Rates	Fringes
Laborers:		
Group 1.....	\$ 24.29	21.98
Group 2.....	\$ 30.22	21.98
Group 3.....	\$ 34.42	21.98
Group 4.....	\$ 36.19	21.98

TUNNEL WORK UNDER COMPRESSED AIR: 0-15 lbs add \$1.00, 15-30  
lbs add \$2.00, over 30 lbs add \$3.00

LABORERS CLASSIFICATIONS

GROUP 1: Flagperson

GROUP 2: Top Man, General Laborer, Wellpoint Installation,  
Wire Mesh and Reinforcement, Concrete Worker, Form



Stripper, Strike-off Work

GROUP 3: Machine and Equipment Operator, Sheeting, Form Setting, Patch Finisher, Bottom Man, Joint Sawyer, Gunnite Man, Manhole Builder, Welder-Torchman, Blaster, Caulker, Bracer, Bull Float, Conduit Worker, Mucker and Car Pusher, Raker and Luteman, Hydraulic Jacking of Shields, Shield Drivers, Mining Machine, Lock Tenders, Mucking Machine Operator, Motor Men & Gauge Tenders and operation of incidental Mechanical Equipment and all Power Driven Tools

GROUP 4: Pipelayer, Miner and Laser Operator

-----  
LAB00113-008 06/01/2022

MILWAUKEE, OZAUKEE, WASHINGTON & WAUKESHA COUNTIES

	Rates	Fringes
Laborers: (Tunnel-Free Air)		
Group 1.....	\$ 23.43	21.98
Group 2.....	\$ 32.94	21.98
Group 3.....	\$ 33.00	21.98
Group 4.....	\$ 36.98	21.98
Group 5.....	\$ 36.99	21.98
Group 6.....	\$ 39.67	21.98
Group 7.....	\$ 40.31	21.98

LABORERS CLASSIFICATIONS [TUNNEL - FREE AIR]:

GROUP 1: Flagperson

GROUP 2: General Laborer on surface; Tower Man

GROUP 3: Saw Man; Top Man

GROUP 4: Form Stripper; Car Pusher

GROUP 5: Mucker; Dinkey; Welder (rate on surface)

GROUP 6: Concrete Manhole Builder; Mucking Machine; Miner; Mining Machine; Welder; Rock Driller; Concrete Buster; Jack Hammer Operator; Caisson Worker; Pipelayer and Joint Man; Bracerman

GROUP 7: Blaster

-----  
\* LAB00113-009 06/01/2022

MILWAUKEE, OZAUKEE, WASHINGTON & WAUKESHA COUNTIES

	Rates	Fringes
Laborers: (Tunnel -		
*COMPRESSED AIR 0 - 15 lbs.)		
Group 1.....	\$ 23.43	21.98
Group 2.....	\$ 32.94	21.98
Group 3.....	\$ 37.39	21.98
Group 4.....	\$ 38.19	21.98
Group 5.....	\$ 38.31	21.98
Group 6.....	\$ 41.01	21.98
Group 7.....	\$ 41.63	21.98

LABORERS CLASSIFICATIONS [TUNNEL - COMPRESSED AIR]:

- \*Compressed Air 15 - 30 lbs add \$2.00 to all classifications
- \*Compressed Air over 30 lbs add \$3.00 to all classifications

GROUP 1: Flagperson

GROUP 2: General Laborer on surface

GROUP 3: Lock Tender on surface

GROUP 4: Form Stripper; Car Pusher

GROUP 5: Mucker; Dinkey

GROUP 6: Mucking Machine; Miner; Mining Machine; Welder & Rock Driller; Lock Tender in tunnel; Concrete Buster; Jack Hammer Operator; Caisson Worker; Pielayer and Joint Man; Bracerman; Nozzle Man on Gunite; Timber Man; Concrete Brusher

GROUP 7: Blaster

NOTE: Hazardous & Toxic Waste Removal: add \$0.15 per hour.

-----  
LAB00140-005 06/06/2022

ADAMS, ASHLAND, BARRON, BROWN, BUFFALO, CALUMET, CHIPPEWA, CLARK, COLUMBIA, CRAWFORD, DODGE, DOOR, DUNN, EAU CLAIRE, FLORENCE, FOND DU LAC, FOREST, GRANT, GREEN, GREEN LAKE, IOWA, JACKSON, JEFFERSON, JUNEAU, LACROSSE, LAFAYETTE, LANGLADE, LINCOLN, MANITOWOC, MARATHON, MARINETTE, MARQUETTE, MENOMINEE, MONROE, OCONTO, ONEIDA, OUTAGAMIE, PEPIN, PIERCE, POLK, PORTAGE, PRICE, RICHLAND, ROCK, RUSK, ST CROIX, SAUK, SAWYER, SHAWANO, SHEBOYGAN, TAYLOR, TREMPPEALEAU, VERNON, VILAS, WALWORTH, WASHBURN, WAUPACA, WAUSHARA, WINNEBAGO, AND WOOD COUNTIES

	Rates	Fringes
LABORER (SEWER & WATER)		
Group 1.....	\$ 31.48	18.68
Group 2.....	\$ 33.33	18.68
Group 3.....	\$ 33.53	18.68
Group 4.....	\$ 34.28	18.68

FOR ALL TUNNEL WORK UNDER COMPRESSED AIR: 0-15 lbs add \$1.00, 15-30 lbs add \$2.00, over 30 lbs add \$3.00

LABORER CLASSIFICATIONS:

GROUP 1: Flagperson

GROUP 2: General Laborer, Wellpoint Installation; Form Stripper; Strike Off worker

GROUP 3: Sheeting Formsetting; Patch Finisher; Bottom Man; Joint Sawyer; Gunnite Man; Manhole Builder; Welder; Torchman; Blaster; Caulker Bracer; Bull Float; Mucker and Car Pusher; Raker and Lutean; Hydraulic jacking of shields, Shield Drivers; Mining Machine; Lock Tenders; Mucking Machine Operators; Motor Men and Gauge Tenders;

Power Tool Operators

GROUP 4: Pipelayer, Miner, and Laser Operator

-----  
LAB00464-002 06/06/2022

DANE AND DOUGLAS COUNTIES

	Rates	Fringes
LABORER		
Group 1.....	\$ 31.38	18.68
Group 2.....	\$ 33.58	18.68
Group 3.....	\$ 33.78	18.68
Group 4.....	\$ 34.53	18.68

FOR ALL TUNNEL WORK UNDER COMPRESSED AIR: 0 - 15 lbs add \$1.00, 15- 30 lbs add \$2.00, over 30 lbs add \$3.00

LABORERS CLASSIFICATIONS:

GROUP 1: Flagperson

GROUP 2: General Laborer; Wellpoint Installation; Concrete Worker; Form Stripper; Strike Off worker

GROUP 3: Sheeting Formsetting; Patch Finisher; Bottom Man; Joint Sawyer; Gunnite Man; Manhole Builder; Welder; Torchman; Blaster; Caulker Bracer; Bull Float; Mucker and Car Pusher; Raker and Luteman; Hydraulic jacking of shields, Shield Drivers; Mining Machine; Lock Tenders; Mucking Machine Operators; Motor Men and Gauge Tenders; Power Tool Operators

GROUP 4: Pipelayer, Miner, and Laser Operator

-----  
LAB01091-010 06/06/2022

BAYFIELD, BURNETT, IRON, SAWYER, AND WASHBURN COUNTIES

	Rates	Fringes
Laborers: (SEWER & WATER)		
Group 1.....	\$ 31.17	18.68
Group 2.....	\$ 33.23	18.68
Group 3.....	\$ 33.43	18.68
Group 4.....	\$ 34.18	18.68

FOR ALL TUNNEL WORK UNDER COMPRESSED AIR:  
0 - 15 lbs add \$1.00, 15-30 lbs add \$2.00, over 30 lbs add \$3.00

LABORERS CLASSIFICATIONS:

GROUP 1: Flagperson

GROUP 2: Laborers, Wellpoint Installation; Form Stripper; Strike Off worker

GROUP 3: Sheeting Formsetting; Patch Finisher; Bottom Man; Joint Sawyer; Gunnite Man; Manhole Builder; Welder;

Torchman; Blaster; Caulker Bracer; Bull Float; Mucker and Car Pusher; Raker and Luteman; Hydraulic jacking of shields, Shield Drivers; Mining Machine; Lock Tenders; Mucking Machine Operators; Motor Men and Gauge Tenders; Power Tool Operators

GROUP 4: Pipelayer, Miner, and Laser Operator

-----  
 PLAS0599-010 06/01/2021

	Rates	Fringes
CEMENT MASON/CONCRETE FINISHER		
Area 1.....	\$ 42.06	20.87
Area 2 (BAC).....	\$ 37.73	23.80
Area 3.....	\$ 38.74	22.46
Area 4.....	\$ 38.59	22.66
Area 5.....	\$ 38.16	22.98
Area 6.....	\$ 34.94	26.36

AREA DESCRIPTIONS

AREA 1: BAYFIELD, DOUGLAS, PRICE, SAWYER, AND WASHBURN COUNTIES

AREA 2: ADAMS, ASHLAND, BARRON, BROWN, BURNETT, CALUMET, CHIPPEWA, CLARK, COLUMBIA, DODGE, DOOR, DUNN, FLORENCE, FOND DU LAC, FOREST, GREEN LAKE, IRON, JEFFERSON, KEWAUNEE, LANGLADE, LINCOLN, MANITOWOC, MARATHON, MARINETTE, MARQUETTE, MENOMINEE, OCONTO, ONEIDA, OUTAGAMIE, POLK, PORTAGE, RUSK, ST CROIX, SAUK, SHAWANO, SHEBOYGAN, TAYLOR, VILAS, WALWORTH, WAUPACA, WAUSHARA, WINNEBAGO, AND WOOD COUNTIES

AREA 3: BUFFALO, CRAWFORD, EAU CLAIRE, JACKSON, JUNEAU, LA CROSSE MONROE, PEPIN, PIERCE, RICHLAND, TREMPLEAU, AND VERNON COUNTIES

AREA 4: MILWAUKEE, OZAUKEE, WASHINGTON, AND WAUKESHA COUNTIES

AREA 5: DANE, GRANT, GREEN, IOWA, LAFAYETTE, AND ROCK COUNTIES

AREA 6: KENOSHA AND RACINE COUNTIES

-----  
 TEAM0039-001 06/01/2021

	Rates	Fringes
TRUCK DRIVER		
1 & 2 Axles.....	\$ 32.57	23.81
3 or more Axles; Euclids, Dumptor & Articulated, Truck Mechanic.....	\$ 32.72	23.81
-----		
WELL DRILLER.....	\$ 16.52	3.70
-----		

WELDERS - Receive rate prescribed for craft performing operation to which welding is incidental.

=====

Note: Executive Order (EO) 13706, Establishing Paid Sick Leave for Federal Contractors applies to all contracts subject to the Davis-Bacon Act for which the contract is awarded (and any solicitation was issued) on or after January 1, 2017. If this contract is covered by the EO, the contractor must provide employees with 1 hour of paid sick leave for every 30 hours they work, up to 56 hours of paid sick leave each year. Employees must be permitted to use paid sick leave for their own illness, injury or other health-related needs, including preventive care; to assist a family member (or person who is like family to the employee) who is ill, injured, or has other health-related needs, including preventive care; or for reasons resulting from, or to assist a family member (or person who is like family to the employee) who is a victim of, domestic violence, sexual assault, or stalking. Additional information on contractor requirements and worker protections under the EO is available at <https://www.dol.gov/agencies/whd/government-contracts>.

Unlisted classifications needed for work not included within the scope of the classifications listed may be added after award only as provided in the labor standards contract clauses (29CFR 5.5 (a) (1) (ii)).

-----

The body of each wage determination lists the classification and wage rates that have been found to be prevailing for the cited type(s) of construction in the area covered by the wage determination. The classifications are listed in alphabetical order of "identifiers" that indicate whether the particular rate is a union rate (current union negotiated rate for local), a survey rate (weighted average rate) or a union average rate (weighted union average rate).

#### Union Rate Identifiers

A four letter classification abbreviation identifier enclosed in dotted lines beginning with characters other than "SU" or "UAVG" denotes that the union classification and rate were prevailing for that classification in the survey. Example: PLUM0198-005 07/01/2014. PLUM is an abbreviation identifier of the union which prevailed in the survey for this classification, which in this example would be Plumbers. 0198 indicates the local union number or district council number where applicable, i.e., Plumbers Local 0198. The next number, 005 in the example, is an internal number used in processing the wage determination. 07/01/2014 is the effective date of the most current negotiated rate, which in this example is July 1, 2014.

Union prevailing wage rates are updated to reflect all rate changes in the collective bargaining agreement (CBA) governing this classification and rate.

#### Survey Rate Identifiers

Classifications listed under the "SU" identifier indicate that no one rate prevailed for this classification in the survey and the published rate is derived by computing a weighted average rate based on all the rates reported in the survey for that classification. As this weighted average rate includes all

rates reported in the survey, it may include both union and non-union rates. Example: SULA2012-007 5/13/2014. SU indicates the rates are survey rates based on a weighted average calculation of rates and are not majority rates. LA indicates the State of Louisiana. 2012 is the year of survey on which these classifications and rates are based. The next number, 007 in the example, is an internal number used in producing the wage determination. 5/13/2014 indicates the survey completion date for the classifications and rates under that identifier.

Survey wage rates are not updated and remain in effect until a new survey is conducted.

#### Union Average Rate Identifiers

Classification(s) listed under the UAVG identifier indicate that no single majority rate prevailed for those classifications; however, 100% of the data reported for the classifications was union data. EXAMPLE: UAVG-OH-0010 08/29/2014. UAVG indicates that the rate is a weighted union average rate. OH indicates the state. The next number, 0010 in the example, is an internal number used in producing the wage determination. 08/29/2014 indicates the survey completion date for the classifications and rates under that identifier.

A UAVG rate will be updated once a year, usually in January of each year, to reflect a weighted average of the current negotiated/CBA rate of the union locals from which the rate is based.

---

#### WAGE DETERMINATION APPEALS PROCESS

1.) Has there been an initial decision in the matter? This can be:

- \* an existing published wage determination
- \* a survey underlying a wage determination
- \* a Wage and Hour Division letter setting forth a position on a wage determination matter
- \* a conformance (additional classification and rate) ruling

On survey related matters, initial contact, including requests for summaries of surveys, should be with the Wage and Hour National Office because National Office has responsibility for the Davis-Bacon survey program. If the response from this initial contact is not satisfactory, then the process described in 2.) and 3.) should be followed.

With regard to any other matter not yet ripe for the formal process described here, initial contact should be with the Branch of Construction Wage Determinations. Write to:

Branch of Construction Wage Determinations  
Wage and Hour Division  
U.S. Department of Labor  
200 Constitution Avenue, N.W.  
Washington, DC 20210

2.) If the answer to the question in 1.) is yes, then an interested party (those affected by the action) can request review and reconsideration from the Wage and Hour Administrator

(See 29 CFR Part 1.8 and 29 CFR Part 7). Write to:

Wage and Hour Administrator  
U.S. Department of Labor  
200 Constitution Avenue, N.W.  
Washington, DC 20210

The request should be accompanied by a full statement of the interested party's position and by any information (wage payment data, project description, area practice material, etc.) that the requestor considers relevant to the issue.

3.) If the decision of the Administrator is not favorable, an interested party may appeal directly to the Administrative Review Board (formerly the Wage Appeals Board). Write to:

Administrative Review Board  
U.S. Department of Labor  
200 Constitution Avenue, N.W.  
Washington, DC 20210

4.) All decisions by the Administrative Review Board are final.

=====

END OF GENERAL DECISIO"

"General Decision Number: WI20230015 01/20/2023

Superseded General Decision Number: WI20220015

State: Wisconsin

Construction Type: Heavy

Counties: Wisconsin Statewide.

HEAVY CONSTRUCTION PROJECTS (Excluding Tunnel, Sewer, and Water Lines).

Note: Contracts subject to the Davis-Bacon Act are generally required to pay at least the applicable minimum wage rate required under Executive Order 14026 or Executive Order 13658. Please note that these Executive Orders apply to covered contracts entered into by the federal government that are subject to the Davis-Bacon Act itself, but do not apply to contracts subject only to the Davis-Bacon Related Acts, including those set forth at 29 CFR 5.1(a)(2)-(60).

If the contract is entered into on or after January 30, 2022, or the contract is renewed or extended (e.g., an option is exercised) on or after January 30, 2022:	<ul style="list-style-type: none"><li>. Executive Order 14026 generally applies to the contract.</li><li>. The contractor must pay all covered workers at least \$16.20 per hour (or the applicable wage rate listed on this wage determination, if it is higher) for all hours spent performing on the contract in 2023.</li></ul>
If the contract was awarded on or between January 1, 2015 and January 29, 2022, and the contract is not renewed or extended on or after January 30, 2022:	<ul style="list-style-type: none"><li>. Executive Order 13658 generally applies to the contract.</li><li>. The contractor must pay all covered workers at least \$12.15 per hour (or the applicable wage rate listed on this wage determination, if it is higher) for all hours spent performing on that contract in 2023.</li></ul>

The applicable Executive Order minimum wage rate will be adjusted annually. If this contract is covered by one of the Executive Orders and a classification considered necessary for performance of work on the contract does not appear on this wage determination, the contractor must still submit a conformance request.

Additional information on contractor requirements and worker protections under the Executive Orders is available at <http://www.dol.gov/whd/govcontracts>.

Modification Number	Publication Date
0	01/06/2023
1	01/13/2023



BOIL0107-001 01/01/2021

	Rates	Fringes
BOILERMAKER		
Boilermaker.....	\$ 39.52	31.50
Small Boiler Repair (under 25,000 lbs/hr).....	\$ 26.91	16.00

-----  
BRWI0001-002 06/01/2022

CRAWFORD, JACKSON, JUNEAU, LA CROSSE, MONROE, TREMPPEALEAU, AND  
VERNON COUNTIES

	Rates	Fringes
BRICKLAYER.....	\$ 37.96	25.13

-----  
BRWI0002-002 06/01/2022

ASHLAND, BAYFIELD, DOUGLAS, AND IRON COUNTIES

	Rates	Fringes
BRICKLAYER.....	\$ 45.87	23.91

-----  
BRWI0002-005 06/01/2022

ADAMS, ASHLAND, BARRON, BROWN, BURNETT, CALUMET, CHIPPEWA,  
CLARK, COLUMBIA, DODGE, DOOR, DUNN, FLORENCE, FOND DU LAC,  
FOREST, GREEN LAKE, IRON, JEFFERSON, KEWAUNEE, LANGLADE,  
LINCOLN, MANITOWOC, MARATHON, MARINETTE, MARQUETTE, MENOMINEE,  
OCONTO, ONEIDA, OUTAGAMIE, POLK, PORTAGE, RUSK, ST CROIX, SAUK,  
SHAWANO, SHEBOYGAN, TAYLOR, VILAS, WALWORTH, WAUPACA, WAUSHARA,  
WINNEBAGO, AND WOOD COUNTIES

	Rates	Fringes
CEMENT MASON/CONCRETE FINISHER...	\$ 38.81	23.94

-----  
BRWI0003-002 06/01/2021

BROWN, DOOR, FLORENCE, KEWAUNEE, MARINETTE, AND OCONTO COUNTIES

	Rates	Fringes
BRICKLAYER.....	\$ 37.03	24.95

-----  
BRWI0004-002 06/01/2022

KENOSHA, RACINE, AND WALWORTH COUNTIES

	Rates	Fringes
BRICKLAYER.....	\$ 42.53	26.01

-----  
BRWI0006-002 06/01/2022

ADAMS, CLARK, FOREST, LANGLADE, LINCOLN, MARATHON, MENOMINEE,  
ONEIDA, PORTAGE, PRICE, TAYLOR, VILAS AND WOOD COUNTIES

	Rates	Fringes
BRICKLAYER.....	\$ 38.26	24.83
-----		
BRWI0007-002 06/01/2022		

GREEN, LAFAYETTE, AND ROCK COUNTIES

	Rates	Fringes
BRICKLAYER.....	\$ 39.26	25.52
-----		
BRWI0008-002 06/01/2022		

MILWAUKEE, OZAUKEE, WASHINGTON, AND WAUKESHA COUNTIES

	Rates	Fringes
BRICKLAYER.....	\$ 44.08	24.42
-----		
BRWI0009-001 06/01/2022		

GREEN LAKE, MARQUETTE, OUTAGAMIE, SHAWANO, WAUPACA, WASHARA, AND WINNEBAGO COUNTIES

	Rates	Fringes
BRICKLAYER.....	\$ 38.00	25.09
-----		
BRWI0011-002 06/01/2022		

CALUMET, FOND DU LAC, MANITOWOC, AND SHEBOYGAN COUNTIES

	Rates	Fringes
BRICKLAYER.....	\$ 38.00	25.09
-----		
BRWI0013-002 06/01/2022		

DANE, GRANT, IOWA, AND RICHLAND COUNTIES

	Rates	Fringes
BRICKLAYER.....	\$ 39.56	25.22
-----		
BRWI0019-002 06/01/2022		

BARRON, BUFFALO, BURNETT, CHIPPEWA, DUNN, EAU CLAIRE, PEPIN, PIERCE, POLK, RUSK, ST. CROIX, SAWYER AND WASHBURN COUNTIES

	Rates	Fringes
BRICKLAYER.....	\$ 37.36	25.73
-----		
BRWI0021-002 06/01/2022		

DODGE AND JEFFERSON COUNTIES

	Rates	Fringes
BRICKLAYER.....	\$ 38.49	26.27
-----		

BRWI0034-002 06/01/2022

COLUMBIA AND SAUK COUNTIES

	Rates	Fringes
BRICKLAYER.....	\$ 39.56	25.22

-----  
CARP0068-011 05/02/2022

BURNETT (W. of Hwy 48), PIERCE (W. of Hwy 29), POLK (W. of Hwys 35, 48 & 65), AND ST. CROIX (W. of Hwy 65) COUNTIES

	Rates	Fringes
Carpenter & Piledrivermen.....	\$ 41.19	27.05

-----  
CARP0264-003 06/01/2016

KENOSHA, MILWAUKEE, OZAUKEE, RACINE, WAUKESHA, AND WASHINGTON COUNTIES

	Rates	Fringes
CARPENTER.....	\$ 35.78	22.11

-----  
CARP0310-002 06/05/2022

Ashland, Bayfield, Forest, Iron, Langlade, Lincoln, Marathon, Oneida, Shawano, Taylor and Vilas

	Rates	Fringes
CARPENTER.....	\$ 36.80	26.12
Piledriver.....	\$ 37.37	25.96

-----  
CARP0314-001 06/05/2022

Columbia, Dane, Dodge, Grant, Green, Iowa, Jefferson, Lafayette, Richland, Rock, Sauk and Walworth

	Rates	Fringes
CARPENTER.....	\$ 36.80	26.12
Piledriver.....	\$ 37.37	25.96

-----  
CARP0361-004 05/01/2018

BAYFIELD (West of Hwy 63) AND DOUGLAS COUNTIES

	Rates	Fringes
CARPENTER.....	\$ 36.15	20.43

-----  
CARP0731-002 06/05/2022

Calumet (Eastern portion of the County), Fond Du Lac, Manitowoc and Sheboygan

Rates Fringes

CARPENTER.....	\$ 36.80	26.12
Piledriver.....	\$ 37.37	25.96

-----  
CARP0804-001 06/05/2022

Adams, Juneau, Portage and Wood

	Rates	Fringes
CARPENTER.....	\$ 36.80	26.12
Piledriver.....	\$ 37.37	25.96

-----  
CARP0955-002 06/01/2022

Calumet (western portion of County), Fond Du Lac, Green Lake,  
Marquette, Outagamie and Winnebago

	Rates	Fringes
CARPENTER.....	\$ 36.80	26.12
PILEDRIVER.....	\$ 37.37	25.96

-----  
CARP1056-002 06/05/2022

	Rates	Fringes
MILLWRIGHT.....	\$ 38.00	26.78

-----  
CARP1074-002 06/01/2022

Barron, Burnett, Chippewa, Clark, Dunn, Eau Claire, Pepin,  
Pierce, Polk, Rusk, Sawyer, St. Croix and Washburn

	Rates	Fringes
CARPENTER.....	\$ 36.80	26.12
PILEDRIVER.....	\$ 37.37	25.96

-----  
CARP1143-002 06/01/2022

Crawford, Jackson, La Crosse, Monroe, Trempealeau and Vernon

	Rates	Fringes
CARPENTER.....	\$ 36.80	26.12
PILEDRIVER.....	\$ 37.37	25.96

-----  
CARP1146-002 06/01/2022

Brown, Door, Florence, Kewaunee, Marinette, Menominee and  
Shawano

	Rates	Fringes
CARPENTER.....	\$ 36.80	26.12
PILEDRIVER.....	\$ 37.37	25.96

-----  
CARP2337-001 06/01/2016

ZONE A: MILWAUKEE, OZAUKEE, WAUKESHA AND WASHINGTON

ZONE B: KENOSHA & RACINE

	Rates	Fringes
PILEDRIVERMAN		
Zone A.....	\$ 31.03	22.69
Zone B.....	\$ 31.03	22.69

-----  
CARP2337-003 06/01/2019

	Rates	Fringes
MILLWRIGHT		
Zone A.....	\$ 33.58	21.53
Zone B.....	\$ 33.58	21.53

ZONE DEFINITIONS

ZONE A: MILWAUKEE, OZAUKEE, WAUKESHA AND WASHINGTON COUNTIES

ZONE B: KENOSHA & RACINE COUNTIES

-----  
\* ELEC0014-002 12/25/2022

ASHLAND, BARRON, BAYFIELD, BUFFALO, BURNETT, CHIPPEWA, CLARK  
(except Maryville, Colby, Unity, Sherman, Fremont, Lynn &  
Sherwood), CRAWFORD, DUNN, EAU CLAIRE, GRANT, IRON, JACKSON, LA  
CROSSE, MONROE, PEPIN, PIERCE, POLK, PRICE, RICHLAND, RUSK, ST  
CROIX, SAWYER, TAYLOR, TREMPLEAU, VERNON, AND WASHBURN  
COUNTIES

	Rates	Fringes
Electricians:.....	\$ 39.25	22.34

-----  
\* ELEC0014-007 05/29/2022

REMAINING COUNTIES

	Rates	Fringes
Teledata System Installer		
Installer/Technician.....	\$ 29.63	3%+16.18

Low voltage construction, installation, maintenance and  
removal of teledata facilities (voice, data, and video)  
including outside plant, telephone and data inside wire,  
interconnect, terminal equipment, central offices, PABX,  
fiber optic cable and equipment, micro waves, V-SAT,  
bypass, CATV, WAN (wide area networks), LAN (local area  
networks), and ISDN (integrated systems digital network).

-----  
ELEC0127-002 06/01/2021

KENOSHA COUNTY

	Rates	Fringes
Electricians:.....	\$ 43.16	30%+12.70

-----  
ELEC0158-002 05/30/2021

BROWN, DOOR, KEWAUNEE, MANITOWOC (except Schleswig),  
 MARINETTE(Wausaukee and area South thereof), OCONTO, MENOMINEE  
 (East of a line 6 miles West of the West boundary of Oconto  
 County), SHAWANO (Except Area North of Townships of Aniwa and  
 Hutchins) COUNTIES

	Rates	Fringes
ELECTRICIAN.....	\$ 36.14	29.75%+10.26
-----		
ELEC0159-003 05/30/2021		

COLUMBIA, DANE, DODGE (Area West of Hwy 26, except Chester and  
 Emmet Townships), GREEN, LAKE (except Townships of Berlin,  
 Seneca, and St. Marie), IOWA, MARQUETTE (except Townships of  
 Neshkoka, Crystal Lake, Newton, and Springfield), and SAUK  
 COUNTIES

	Rates	Fringes
ELECTRICIAN.....	\$ 43.38	23.13
-----		
ELEC0219-004 06/01/2019		

FLORENCE COUNTY (Townships of Aurora, Commonwealth, Fern,  
 Florence and Homestead) AND MARINETTE COUNTY (Township of  
 Niagara)

	Rates	Fringes
Electricians:		
Electrical contracts over		
\$180,000.....	\$ 33.94	21.80
Electrical contracts under		
\$180,000.....	\$ 31.75	21.73
-----		
ELEC0242-005 05/30/2021		

DOUGLAS COUNTY

	Rates	Fringes
Electricians:.....	\$ 41.37	69.25%
-----		
ELEC0388-002 05/30/2021		

ADAMS, CLARK (Colby, Freemont, Lynn, Mayville, Sherman,  
 Sherwood, Unity), FOREST, JUNEAU, LANGLADE, LINCOLN, MARATHON,  
 MARINETTE (Beecher, Dunbar, Goodman & Pembine), MENOMINEE (Area  
 West of a line 6 miles West of the West boundary of Oconto  
 County), ONEIDA, PORTAGE, SHAWANO (Aniwa and Hutchins), VILAS  
 AND WOOD COUNTIES

	Rates	Fringes
Electricians:.....	\$ 36.22	26%+11.24
-----		
ELEC0430-002 06/01/2022		

RACINE COUNTY (Except Burlington Township)

	Rates	Fringes
Electricians:.....	\$ 45.02	24.35

---

\* ELEC0494-005 06/01/2022

MILWAUKEE, OZAUKEE, WASHINGTON, AND WAUKESHA COUNTIES

	Rates	Fringes
Electricians:.....	\$ 46.38	25.86

---

ELEC0494-006 06/01/2021

CALUMET (Township of New Holstein), DODGE (East of Hwy 26 including Chester Township), FOND DU LAC, MANITOWOC (Schleswig), and SHEBOYGAN COUNTIES

	Rates	Fringes
Electricians:.....	\$ 37.91	22.74

---

ELEC0494-013 06/01/2021

DODGE (East of Hwy 26 including Chester Twp, excluding Emmet Twp), FOND DU LAC (Except Waupun), MILWAUKEE, OZAUKEE, MANITOWOC (Schleswig), WASHINGTON, AND WAUKESHA COUNTIES

	Rates	Fringes
Sound & Communications		
Installer.....	\$ 22.39	18.80
Technician.....	\$ 32.49	20.26

Installation, testing, maintenance, operation and servicing of all sound, intercom, telephone interconnect, closed circuit TV systems, radio systems, background music systems, language laboratories, electronic carillon, antenna distribution systems, clock and program systems and low-voltage systems such as visual nurse call, audio/visual nurse call systems, doctors entrance register systems. Includes all wire and cable carrying audio, visual, data, light and radio frequency signals. Includes the installation of conduit, wiremold, or raceways in existing structures that have been occupied for six months or more where required for the protection of the wire or cable, but does not mean a complete conduit or raceway system. work covered does not include the installation of conduit, wiremold or any raceways in any new construction, or the installation of power supply outlets by means of which external electric power is supplied to any of the foregoing equipment or products

---

ELEC0577-003 06/01/2021

CALUMET (except Township of New Holstein), GREEN LAKE (N. part including Townships of Berlin, St Marie, and Seneca), MARQUETTE (N. part including Townships of Crystal Lake, Neshkoro, Newton, and Springfield), OUTAGAMIE, WAUPACA, WAUSHARA, AND WINNEBAGO COUNTIES

	Rates	Fringes
Electricians:.....	\$ 35.66	29.50%+10.00
-----		
ELEC0890-003 06/01/2021		

DODGE (Emmet Township only), GREEN, JEFFERSON, LAFAYETTE,  
 RACINE (Burlington Township), ROCK AND WALWORTH COUNTIES

	Rates	Fringes
Electricians:.....	\$ 39.00	25.95%+11.17
-----		
ELEC0953-001 06/02/2019		

	Rates	Fringes
Line Construction:		
(1) Lineman.....	\$ 47.53	21.43
(2) Heavy Equipment Operator.....	\$ 42.78	19.80
(3) Equipment Operator.....	\$ 38.02	18.40
(4) Heavy Groundman Driver..	\$ 33.27	16.88
(5) Light Groundman Driver..	\$ 30.89	16.11
(6) Groundsman.....	\$ 26.14	14.60
-----		

ENGI0139-001 06/01/2022

KENOSHA, MILWAUKEE, OZAUKEE, RACINE, WASHINGTON, AND WAUKESHA  
 COUNTIES

	Rates	Fringes
Power Equipment Operator		
Group 1.....	\$ 49.01	25.30
Group 2.....	\$ 48.51	25.30
Group 3.....	\$ 48.01	25.30
Group 4.....	\$ 47.17	25.30
Group 5.....	\$ 43.39	25.30
Group 6.....	\$ 38.24	25.30

HAZARDOUS WASTE PREMIUMS:  
 EPA Level "A" Protection: \$3.00 per hour  
 EPA Level "B" Protection: \$2.00 per hour  
 EPA Level "C" Protection: \$1.00 per hour

POWER EQUIPMENT OPERATORS CLASSIFICATIONS

GROUP 1: Cranes, Tower Cranes, Pedestal Tower Cranes and  
 Derricks with or w/o attachments with a lifting capacity of  
 over 100 tons; or Cranes, Tower Cranes, Pedestal Tower  
 Cranes and Derricks with boom, leads, and/or jib lengths  
 measuring 176 feet or longer; Self-Erecting Tower Cranes  
 over 4000 lbs lifting capacity; All Cranes with Boom  
 Dollies; Boring Machines (directional); Master Mechanic.  
 \$0.50 additional per hour per 100 tons or 100 ft of boom  
 over 200 ft or lifting capacity of crane over 200 tons to a  
 maximum of 300 tons or 300 ft. Thereafter an increase of  
 \$0.01 per ft or ton, whichever is greater.

GROUP 2: Cranes, Tower Cranes, Pedestal Tower Cranes and  
 Derricks with or without attachments with a lifting



capacity of 100 tons or less; or Cranes, Tower Cranes  
Portable Tower Cranes, Pedestal Tower Cranes and Derricks  
with boom, leadsand/or jib lengths measuring 175 feet or  
less; Backhoes (excavators) 130,000 lbs and over; Caisson  
Rigs; Pile Drivers; Boring Machines (vertical or  
horizontal), Versi-Lift, Tri-Lift, Gantry 20,000 lbs & over.

GROUP 3: Backhoe (excavator) under 130,000 lbs;Self-erecting  
Tower Crane 4000 lbs & under lifting capacity;Traveling  
Crane (bridge type); Skid Rigs; Dredge Operator; Mechanic;  
Concrete Paver (over 27E); Concrete Spreader and  
Distributor; Forklift/ Telehandler (machinery- moving /  
steel erection); Hydro Blaster, 10,000 psi and over

GROUP 4: Material Hoists; Stack Hoists; Hydraulic Backhoe  
(tractor or truck mounted); Hydraulic Crane, 5 tons or  
under (tractor or truck mounted); Hoist (tuggers 5 tons &  
over); Hydro-Excavators/Daylighters; Concrete Pumps Rotec  
type Conveyors; Tractor/Bulldozer/End Loader (over 40 hp);  
Motor Patrol; Scraper Operator; Sideboom; Straddle Carrier;  
Welder; Bituminous Plant and Paver Operator; Roller over 5  
tons; Rail Leveling Machine (Railroad); Tie Placer; Tie  
Extractor; Tie Tamper; Stone Leveler; Rotary Drill Operator  
and Blaster; Percussion Drill Operator; Air Track Drill  
and/or Hammers; Gantrys (under 20,000 lbs); Tencher (wheel  
type or chain type having 8 inch or larger bucket); Milling  
Machine; Off-Road Material Haulers.

GROUP 5: Backfiller; Concrete Auto Breaker (large); Concrete  
Finishing Machines (road type); Rubber Tired Roller;  
Concrete Batch Hopper; Concrete Conveyor Systems; Grout  
Pumps; Concrete Mixers (14S or over); Screw Type Pumps and  
Gypsum Pumps; Tractor, Bulldozer, End Loader (under 40 hp);  
Trencher (chain type, bucket under 8 inch); Industrial  
Locomotives; Rollers under 5 tons; Stump Grinder/Chipper  
(Large); Timber Equipment; Firemen (pile drivers and  
derricks); Personnel Hoist, Telehandler over 8000 lbs;  
Robotic Tool Carrier with or without attachments

GROUP 6: Tampers - Compactors (riding type); Assistant  
Engineer; A-Frames and Winch Trucks; Concrete Auto Breaker;  
Hydrohammers (small); Brooms and Sweepers; Hoist (tuggers  
under 5 tons); Boats (Tug, Safety, Work Barges, Launch);  
Shouldering Machine Operator; Prestress Machines; Screed  
Operator; Stone Crushers and Screening Plants; Screed  
Operators (milling machine), Farm or Industrial Tractor  
Mounted Equipment; Post Hole Digger; Fireman (asphalt  
plants); Air Compressors over 400 CFM; Generators, over 150  
KW; Augers (vertical and horizontal); Air, Electric,  
Hydraulic Jacks (slipform); Skid Steer Loaders (with or  
without attachments); Boiler Operators (temporary heat);  
Refrigeration Plant/Freeze Machines; Power Pack  
Vibratory/Ultra Sound Drivers and Extractors; Welding  
Machines; Heaters (mechanical); Pumps; Winches (small  
electric); Oiler and Greaser; Rotary Drill Tender;  
Conveyor; Forklifts/Telehandler 8000 lbs & under;  
Elevators: Automatic Hoists; Pumps (well points);  
Combination Small Equipment Operators

-----  
ENGI0139-003 06/06/2022

REMAINING COUNTIES

Rates

Fringes

Power Equipment Operator

Group 1.....	\$ 45.22	24.85
Group 2.....	\$ 43.97	24.85
Group 3.....	\$ 41.57	24.85
Group 4.....	\$ 41.04	24.85
Group 5.....	\$ 38.97	24.85
Group 6.....	\$ 37.44	24.85

HAZARDOUS WASTE PREMIUMS:

EPA Level "A" Protection: \$3.00 per hour  
EPA Level "B" Protection: \$2.00 per hour  
EPA Level "C" Protection: \$1.00 per hour

POWER EQUIPMENT OPERATORS CLASSIFICATIONS

GROUP 1: Cranes, Tower Cranes and Derricks with or without attachments with a lifting capacity of over 100 tons; Cranes, Tower Cranes, and Derricks with boom, leads and/or jib lengths 176 ft or longer.

GROUP 2: Backhoes (Excavators) weighing 130,00 lbs and over; Cranes, Tower Cranes and Derricks with or without attachments with a lifting capacity of 100 tons or less; Cranes, Tower Cranes, and Derricks with boom, leads, and/or jib lengths 175 ft or less; Caisson Rigs; Pile Driver

GROUP 3: Backhoes (Excavators) weighing under 130,000 lbs; Travelling Crane (bridge type); Milling Machine; Concrete Paver over 27 E; Concrete Spreader and Distributor; Concrete Laser Screed; Concrete Grinder and Planing Machine; Slipform Curb and Gutter Machine; Boring Machine (Directional); Dredge Operator; Skid Rigs; over 46 meter Concrete Pump.

GROUP 4: Hydraulic Backhoe (tractor or truck mounted); Hydraulic Crane, 10 tons or less; Tractor, Bulldozer, or End Loader (over 40 hp); Motor Patrol; Scraper Operator; Bituminous Plant and Paver Operator; Screed-Milling Machine; Roller over 5 tons; Concrete pumps 46 meter and under; Grout Pumps; Rotec type machine; Hydro Blaster, 10,000 psi and over; Rotary Drill Operator; Percussion Drilling Machine; Air Track Drill with or without integral hammer; Blaster; Boring Machine (vertical or horizontal); Side Boom; Trencher, wheel type or chain type having 8 inch or larger bucket; Rail Leveling Machine (Railroad); Tie Placer; Tie Extractor; Tie Tamper; Stone Leveler; Straddle Carrier; Material Hoists; Stack Hoist; Man Hoists; Mechanic and Welder; Off Road Material Haulers.

GROUP 5: Tractor, Bulldozer, or Endloader (under 40 hp); Tampers -Compactors, riding type; Stump Chipper, large; Roller, Rubber Tire; Backfiller; Trencher, chain type (bucket under 8 inch); Concrete Auto Breaker, large; Concrete Finishing Machine (road type); Concrete Batch Hopper; Concrete Conveyor Systems; Concrete Mixers, 14S or over; Pumps, Screw Type and Gypsum); Hydrohammers, small; Brooms and Sweepers; Lift Slab Machine; Roller under 5 tons; Industrial Locomotives; Fireman (Pile Drivers and Derricks); Pumps (well points); Hoists, automatic; A-Frames and Winch Trucks; Hoists (tuggers); Boats (Tug, Safety, Work Barges and Launches); Assistant Engineer

GROUP 6: Shouldering Machine Operator; Farm or Industrial Tractor mounted equipment; Post Hole Digger; Auger

(vertical and horizontal); Skid Steer Loader with or without attachments; Robotic Tool Carrier with or without attachments; Power Pack Vibratory/Ultra Sound Driver and Extractor; Fireman (Asphalt Plants); Screed Operator; Stone Crushers and Screening Plants; Air, Electric, Hydraulic Jacks (Slip Form); Prestress Machines; Air Compressor, 400 CFM or over; Refrigeration Plant/Freeze Machine; Boiler Operators (temporary heat); Forklifts; Welding Machines; Generators; Pumps over 3"; Heaters, Mechanical; Combination small equipment operator; Winches, small electric; Oiler; Greaser; Rotary Drill Tender; Conveyor; Elevator Operator

-----  
 IRON0008-002 06/13/2022

BROWN, CALUMET, DOOR, FOND DU LAC, KEWAUNEE, MANITOWOC, MARINETTE, OCONTO, OUTAGAMI, SHAWANO, SHEBOYGAN, AND WINNEBAGO COUNTIES:

	Rates	Fringes
IRONWORKER.....	\$ 41.00	28.95

Paid Holidays: New Year's Day, Memorial Day, July 4th, Labor Day, Thanksgiving Day & Christmas Day.

-----  
 IRON0008-003 06/01/2021

KENOSHA, MILWAUKEE, OZAUKEE, RACINE, WALWORTH (N.E. 2/3), WASHINGTON, AND WAUKESHA COUNTIES

	Rates	Fringes
IRONWORKER.....	\$ 40.57	28.40

Paid Holidays: New Year's Day, Memorial Day, July 4th, Labor Day, Thanksgiving Day & Christmas Day.

-----  
 IRON0383-001 06/05/2022

ADAMS, COLUMBIA, CRAWFORD, DANE, DODGE, FLORENCE, FOREST, GRANT, GREENE, (Excluding S.E. tip), GREEN LAKE, IOWA, JEFFERSON, JUNEAU, LA CROSSE, LAFAYETTE, LANGLADE, MARATHON, MARQUETTE, MENOMINEE, MONROE, PORTAGE, RICHLAND, ROCK (Northern area, vicinity of Edgerton and Milton), SAUK, VERNON, WAUPACA, WAUSHARA, AND WOOD COUNTIES

	Rates	Fringes
IRONWORKER.....	\$ 39.00	28.58

-----  
 IRON0512-008 05/01/2022

BARRON, BUFFALO, CHIPPEWA, CLARK, DUNN, EAU CLAIRE, JACKSON, PEPIN, PIERCE, POLK, RUSK, ST CROIX, TAYLOR, AND TREMPLEAU COUNTIES

	Rates	Fringes
--	-------	---------

IRONWORKER.....\$ 41.00 33.11

-----  
IRON0512-021 05/01/2022

ASHLAND, BAYFIELD, BURNETT, DOUGLAS, IRON, LINCOLN, ONEIDA,  
PRICE, SAWYER, VILAS AND WASHBURN COUNTIES

Rates Fringes

IRONWORKER.....\$ 36.94 33.11

-----  
LAB00113-002 06/01/2022

MILWAUKEE AND WAUKESHA COUNTIES

Rates Fringes

LABORER

Group 1.....\$ 32.65 23.09  
Group 2.....\$ 32.80 23.09  
Group 3.....\$ 33.00 23.09  
Group 4.....\$ 33.15 23.09  
Group 5.....\$ 33.30 23.09  
Group 6.....\$ 29.14 23.09

LABORERS CLASSIFICATIONS

GROUP 1: General Laborer; Tree Trimmer; Conduit Layer;  
Demolition and Wrecking Laborer; Guard Rail, Fence, and  
Bridge Builder; Landscaper; Multiplate Culvert Assembler;  
Stone Handler; Bituminous Worker (Shoveler, Loader, and  
Utility Man); Batch Truck Dumper or Cement Handler;  
Bituminous Worker (Dumper, Ironer, Smoother, and Tamper);  
Concrete Handler

GROUP 2: Air Tool Operator; Joint Sawyer and Filler  
(Pavement); Vibrator or Tamper Operator (Mechanical Hand  
Operated); Chain Saw Operator; Demolition Burning Torch  
Laborer

GROUP 3: Bituminous Worker (Raker and Luteman); Formsetter  
(Curb, Sidewalk, and Pavement); Strike Off Man

GROUP 4: Line and Grade Specialist

GROUP 5: Blaster and Powderman

GROUP 6: Flagperson; traffic control person

-----  
LAB00113-003 06/01/2022

OZAUKEE AND WASHINGTON COUNTIES

Rates Fringes

LABORER

Group 1.....\$ 31.90 23.09  
Group 2.....\$ 32.00 23.09  
Group 3.....\$ 32.05 23.09  
Group 4.....\$ 32.25 23.09  
Group 5.....\$ 32.10 23.09  
Group 6.....\$ 28.99 23.09

LABORERS CLASSIFICATIONS

GROUP 1: General Laborer; Tree Trimmer; Conduit Layer; Demolition and Wrecking Laborer; Guard Rail, Fence, and Bridge Builder; Landscaper; Multiplate Culvert Assembler; Stone Handler; Bituminous Worker (Shoveler, Loader, and Utility Man); Batch Truck Dumper or Cement Handler; Bituminous Worker (Dumper, Ironer, Smoother, and Tamper); Concrete Handler

GROUP 2: Air Tool Operator; Joint Sawyer and Filler (Pavement); Vibrator or Tamper Operator (Mechanical Hand Operated);

GROUP 3: Bituminous Worker (Raker and Luteman); Formsetter (Curb, Sidewalk, and Pavement); Strike Off Man

GROUP 4: Line and Grade Specialist

GROUP 5: Blaster; powderman

GROUP 6: Flagperson and Traffic Control Person

-----  
LAB00113-011 06/01/2022

KENOSHA AND RACINE COUNTIES

	Rates	Fringes
LABORER		
Group 1.....	\$ 31.71	23.09
Group 2.....	\$ 31.86	23.09
Group 3.....	\$ 32.06	23.09
Group 4.....	\$ 32.03	23.09
Group 5.....	\$ 32.36	23.09
Group 6.....	\$ 28.85	23.09

LABORERS CLASSIFICATIONS:

GROUP 1: General laborer; Tree Trimmer; Conduit Layer; Demolition and Wrecking Laborer; Guard Rail, Fence, and Bridge Builder; Landscaper; Multiplate Culvert Assembler; Stone Handler; Bituminous Worker (Shoveler, Loader, and Utility Man); Batch Truck Dumper or Cement Handler; Bituminous worker (Dumper, Ironer, Smoother, and Tamper); Concrete Handler

GROUP 2: Air Tool Operator; Joint Sawyer and Filler (Pavement); Vibrator or Tamper Operator (Mechanical Hand Operated); Chain Saw Operator; Demolition Burning Torch Laborer

GROUP 3: Bituminous Worker (Raker and Luteman); Formsetter (Curb, Sidewalk, and Pavement); Strike Off Man

GROUP 4: Line and Grade Specialist

GROUP 5: Blaster and Powderman

GROUP 6: Flagman; traffic control person

-----  
LAB00140-002 06/01/2022

ADAMS, ASHLAND, BARRON, BAYFIELD, BROWN, BUFFALO, BURNETT, CALUMET, CHIPPEWA, CLARK, COLUMBIA, CRAWFORD, DODGE, DOOR, DOUGLAS, DUNN, EAU CLAIRE, FLORENCE, FOND DU LAC, FOREST, GRANT, GREEN, GREEN LAKE, IRON, JACKSON, JUNEAU, IOWA, JEFFERSON, KEWAUNEE, LA CROSSE, LAFAYETTE, LANGLADE, LINCOLN, MANITOWOC, MARATHON, MARINETTE, MARQUETTE, MENOMINEE, MONROE, OCONTO, ONEIDA, OUTAGAMIE, PEPIN, PIERCE, POLK, PORTAGE, PRICE, RICHLAND, ROCK, RUSK, SAUK, SAWYER, SHAWANO, SHEBOYGAN, ST. CROIX, TAYLOR, TREMPLEAU, VERNON, VILLAS, WALWORTH, WASHBURN, WAUPACA, WAUSHARA, WINNEBAGO, AND WOOD COUNTIES

	Rates	Fringes
LABORER		
Group 1.....	\$ 36.42	18.68
Group 2.....	\$ 36.52	18.68
Group 3.....	\$ 36.57	18.68
Group 4.....	\$ 36.77	18.68
Group 5.....	\$ 36.62	18.68
Group 6.....	\$ 33.05	18.68

LABORER CLASSIFICATIONS

GROUP 1: General Laborer; Tree Trimmer; Conduit Layer; Demolition and Wrecking Laborer; Guard Rail, Fence, and Bridge Builder; Landscaper; Multiplate Culvert Assembler; Stone Handler; Bituminous Worker (Shoveler, Loader, and Utility Man); Batch Truck Dumper or Cement Handler; Bituminous Worker (Dumper, Ironer, Smoother and Tamper); Concrete Handler

GROUP 2: Air Tool Operator; Joint Sawyer and Filler (Pavement); Vibrator or Tamper Operator (Mechanical Hand Operated); Chain Saw Operator, Demolition Burning Torch Laborer

GROUP 3: Bituminous Worker (Raker and Luteman); Formsetter (Curb, Sidewalk and Pavement); Strike Off Man

GROUP 4: Line and Grade Specialist

GROUP 5: Blaster; powderman

GROUP 6: Flagperson; Traffic Control

-----  
LAB00464-003 06/01/2022

DANE COUNTY

	Rates	Fringes
LABORER		
Group 1.....	\$ 36.70	18.68
Group 2.....	\$ 36.80	18.68
Group 3.....	\$ 36.85	18.68
Group 4.....	\$ 37.05	18.68
Group 5.....	\$ 36.90	18.68
Group 6.....	\$ 33.05	18.68

LABORERS CLASSIFICATIONS:

GROUP 1: General Laborer; Tree Trimmer; Conduit Layer; Demolition and Wrecking Laborer; Guard Rail, Fence, and

Bridge Builder; Landscaper; Multiplate Culvert Assembler;  
 Stone Handler; Bituminous Worker (Shoveler, Loader, and  
 Utility Man); Batch Truck Dumper or Cement Handler;  
 Bituminous Worker (Dumper, Ironer, Smoother, and Tamper);  
 Concrete Handler

GROUP 2: Air Tool Operator; Joint Sawyer and Filler  
 (Pavement); Vibrator or Tamper Operator (Mechanical Hand  
 Operated); Chain Saw Operator; Demolition Burning Torch  
 Laborer

GROUP 3: Bituminous Worker (Raker and Luteman); Formsetter  
 (Curb, Sidewalk, and Pavement); Strike Off Man

GROUP 4: Line and Grade Specialist

GROUP 5: Blaster; Powderman

GROUP 6: Flagperson and Traffic Control Person

-----  
 PAIN0106-008 05/01/2022

ASHLAND, BAYFIELD, BURNETT, AND DOUGLAS COUNTIES

	Rates	Fringes
Painters:		
New:		
Brush, Roller.....	\$ 33.99	22.70
Spray, Sandblast, Steel....	\$ 34.59	22.70
Repaint:		
Brush, Roller.....	\$ 33.09	22.70
Spray, Sandblast, Steel....	\$ 32.49	22.70

-----  
 PAIN0108-002 06/01/2022

RACINE COUNTY

	Rates	Fringes
Painters:		
Brush, Roller.....	\$ 39.60	21.79
Spray & Sandblast.....	\$ 40.60	21.79

-----  
 PAIN0259-002 05/01/2008

BARRON, CHIPPEWA, DUNN, EAU CLAIRE, PEPIN, PIERCE, POLK, RUSK,  
 SAWYER, ST. CROIX, AND WASHBURN COUNTIES

	Rates	Fringes
PAINTER.....	\$ 24.11	12.15

-----  
 PAIN0259-004 05/01/2015

BUFFALO, CRAWFORD, JACKSON, LA CROSSE, MONROE, TREMPLEAU, AND  
 VERNON COUNTIES

	Rates	Fringes
PAINTER.....	\$ 22.03	12.45

-----

PAIN0781-002 06/01/2022

JEFFERSON, MILWAUKEE, OZAUKEE, WASHINGTON, AND WAUKESHA COUNTIES

	Rates	Fringes
Painters:		
Bridge.....	\$ 38.15	24.80
Brush.....	\$ 37.40	24.80
Spray & Sandblast.....	\$ 38.15	24.80

-----  
PAIN0802-002 06/01/2021

COLUMBIA, DANE, DODGE, GRANT, GREEN, IOWA, LAFAYETTE, RICHLAND,  
ROCK, AND SAUK COUNTIES

	Rates	Fringes
PAINTER		
Brush.....	\$ 29.98	18.78

PREMIUM PAY:  
Structural Steel, Spray, Bridges = \$1.00 additional per  
hour.

-----  
PAIN0802-003 06/01/2022

ADAMS, BROWN, CALUMET, CLARK, DOOR, FOND DU LAC, FOREST, GREEN  
LAKE, IRON, JUNEAU, KEWAUNEE, LANGLADE, LINCOLN, MANITOWOC,  
MARATHON, MARINETTE, MARQUETTE, MENOMINEE, OCONTO, ONEIDA,  
OUTAGAMIE, PORTAGE, PRICE, SHAWANO, SHEBOYGAN, TAYLOR, VILAS,  
WAUSHARA, WAUPACA, WINNEBAGO, AND WOOD COUNTIES

	Rates	Fringes
PAINTER.....	\$ 34.68	18.94

-----  
PAIN0934-001 06/01/2022

KENOSHA AND WALWORTH COUNTIES

	Rates	Fringes
Painters:		
Brush.....	\$ 36.70	24.69
Spray.....	\$ 37.70	24.69
Structural Steel.....	\$ 36.85	24.69

-----  
PAIN1011-002 06/06/2021

FLORENCE COUNTY

	Rates	Fringes
Painters:.....	\$ 26.71	14.38

-----  
PLAS0599-010 06/01/2021

	Rates	Fringes
CEMENT MASON/CONCRETE FINISHER		
Area 1.....	\$ 42.06	20.87



Area 2 (BAC).....	\$ 37.73	23.80
Area 3.....	\$ 38.74	22.46
Area 4.....	\$ 38.59	22.66
Area 5.....	\$ 38.16	22.98
Area 6.....	\$ 34.94	26.36

AREA DESCRIPTIONS

AREA 1: BAYFIELD, DOUGLAS, PRICE, SAWYER, AND WASHBURN COUNTIES

AREA 2: ADAMS, ASHLAND, BARRON, BROWN, BURNETT, CALUMET, CHIPPEWA, CLARK, COLUMBIA, DODGE, DOOR, DUNN, FLORENCE, FOND DU LAC, FOREST, GREEN LAKE, IRON, JEFFERSON, KEWAUNEE, LANGLADE, LINCOLN, MANITOWOC, MARATHON, MARINETTE, MARQUETTE, MENOMINEE, OCONTO, ONEIDA, OUTAGAMIE, POLK, PORTAGE, RUSK, ST CROIX, SAUK, SHAWANO, SHEBOYGAN, TAYLOR, VILAS, WALWORTH, WAUPACA, WAUSHARA, WINNEBAGO, AND WOOD COUNTIES

AREA 3: BUFFALO, CRAWFORD, EAU CLAIRE, JACKSON, JUNEAU, LA CROSSE MONROE, PEPIN, PIERCE, RICHLAND, TREMPLEAU, AND VERNON COUNTIES

AREA 4: MILWAUKEE, OZAUKEE, WASHINGTON, AND WAUKESHA COUNTIES

AREA 5: DANE, GRANT, GREEN, IOWA, LAFAYETTE, AND ROCK COUNTIES

AREA 6: KENOSHA AND RACINE COUNTIES

-----  
 PLUM0011-003 05/07/2018

ASHLAND, BAYFIELD, BURNETT, DOUGLAS, IRON, SAWYER, AND WASHBURN COUNTIES

	Rates	Fringes
PLUMBER.....	\$ 40.63	20.72

-----  
 PLUM0075-002 06/01/2016

MILWAUKEE, OZAUKEE, WASHINGTON, AND WAUKESHA COUNTIES

	Rates	Fringes
PLUMBER.....	\$ 40.27	21.47

-----  
 PLUM0075-004 06/01/2016

DODGE (Watertown), GREEN, JEFFERSON, LAFAYETTE, AND ROCK COUNTIES

	Rates	Fringes
PLUMBER.....	\$ 40.52	21.47

-----  
 PLUM0075-009 06/01/2016

COLUMBIA, DANE, IOWA, MARQUETTE, RICHLAND AND SAUK COUNTIES

	Rates	Fringes
PLUMBER.....	\$ 38.82	20.12
-----		
PLUM0111-007 05/28/2018		

MARINETTE COUNTY (Niagara only)

	Rates	Fringes
PLUMBER/PIPEFITTER.....	\$ 33.33	24.48
-----		
PLUM0118-002 06/01/2022		

KENOSHA, RACINE, AND WALWORTH COUNTIES

	Rates	Fringes
Plumber and Steamfitter.....	\$ 47.50	25.92
-----		
PLUM0400-003 05/29/2022		

ADAMS, BROWN, CALUMET, DODGE (except Watertown), DOOR, FOND DU LAC, GREEN LAKE, KEWAUNEE, MANITOWOC, MARINETTE (except Niagara), MENOMINEE, OCONTO, OUTAGAMIE, SHAWANO, SHEBOYGAN, WAUPACA, WAUSHARA, AND WINNEBAGO COUNTIES

	Rates	Fringes
PLUMBER/PIPEFITTER.....	\$ 46.37	20.96
-----		
PLUM0434-002 05/30/2021		

BARON, BUFFALO, CHIPPEWA, CLARK, CRAWFORD, DUNN, EAU CLAIRE, FLORENCE, FOREST, GRANT, JACKSON, JUNEAU, LA CROSSE, LANGLADE, LINCOLN, MARATHON, MONROE, ONEIDA, PEPIN, PIERCE, POLK, PORTAGE, PRICE, RUSK, ST. CROIX, TAYLOR, TREMPPEALEAU, VERNON, VILAS, AND WOOD COUNTIES

	Rates	Fringes
PIPEFITTER.....	\$ 44.65	20.72
-----		
PLUM0601-003 06/01/2022		

DODGE (Watertown), GREEN, JEFFERSON, LAFAYETTE, MILWAUKEE, OZAUKEE, ROCK, WASHINGTON AND WAUKESHA COUNTIES

	Rates	Fringes
PIPEFITTER.....	\$ 50.00	28.93
-----		
PLUM0601-009 06/01/2022		

COLUMBIA, DANE, IOWA, MARQUETTE, RICHLAND AND SAUK COUNTIES

	Rates	Fringes
PIPEFITTER.....	\$ 52.06	26.86
-----		
TEAM0039-002 06/01/2021		

	Rates	Fringes
TRUCK DRIVER		
1 & 2 Axle Trucks.....	\$ 32.57	23.81
3 or more axles; Euclids or Dumptor, Articulated Truck, Mechanic.....	\$ 32.72	23.81
-----		
SUWI2011-001 11/16/2011		

	Rates	Fringes
WELL DRILLER.....	\$ 16.52	
-----		

WELDERS - Receive rate prescribed for craft performing operation to which welding is incidental.

=====

Note: Executive Order (EO) 13706, Establishing Paid Sick Leave for Federal Contractors applies to all contracts subject to the Davis-Bacon Act for which the contract is awarded (and any solicitation was issued) on or after January 1, 2017. If this contract is covered by the EO, the contractor must provide employees with 1 hour of paid sick leave for every 30 hours they work, up to 56 hours of paid sick leave each year. Employees must be permitted to use paid sick leave for their own illness, injury or other health-related needs, including preventive care; to assist a family member (or person who is like family to the employee) who is ill, injured, or has other health-related needs, including preventive care; or for reasons resulting from, or to assist a family member (or person who is like family to the employee) who is a victim of, domestic violence, sexual assault, or stalking. Additional information on contractor requirements and worker protections under the EO is available at <https://www.dol.gov/agencies/whd/government-contracts>.

Unlisted classifications needed for work not included within the scope of the classifications listed may be added after award only as provided in the labor standards contract clauses (29CFR 5.5 (a) (1) (ii)).

-----

The body of each wage determination lists the classification and wage rates that have been found to be prevailing for the cited type(s) of construction in the area covered by the wage determination. The classifications are listed in alphabetical order of ""identifiers"" that indicate whether the particular rate is a union rate (current union negotiated rate for local), a survey rate (weighted average rate) or a union average rate (weighted union average rate).

Union Rate Identifiers

A four letter classification abbreviation identifier enclosed in dotted lines beginning with characters other than ""SU"" or ""UAVG"" denotes that the union classification and rate were prevailing for that classification in the survey. Example: PLUM0198-005 07/01/2014. PLUM is an abbreviation identifier of the union which prevailed in the survey for this

classification, which in this example would be Plumbers. 0198 indicates the local union number or district council number where applicable, i.e., Plumbers Local 0198. The next number, 005 in the example, is an internal number used in processing the wage determination. 07/01/2014 is the effective date of the most current negotiated rate, which in this example is July 1, 2014.

Union prevailing wage rates are updated to reflect all rate changes in the collective bargaining agreement (CBA) governing this classification and rate.

#### Survey Rate Identifiers

Classifications listed under the ""SU"" identifier indicate that no one rate prevailed for this classification in the survey and the published rate is derived by computing a weighted average rate based on all the rates reported in the survey for that classification. As this weighted average rate includes all rates reported in the survey, it may include both union and non-union rates. Example: SULA2012-007 5/13/2014. SU indicates the rates are survey rates based on a weighted average calculation of rates and are not majority rates. LA indicates the State of Louisiana. 2012 is the year of survey on which these classifications and rates are based. The next number, 007 in the example, is an internal number used in producing the wage determination. 5/13/2014 indicates the survey completion date for the classifications and rates under that identifier.

Survey wage rates are not updated and remain in effect until a new survey is conducted.

#### Union Average Rate Identifiers

Classification(s) listed under the UAVG identifier indicate that no single majority rate prevailed for those classifications; however, 100% of the data reported for the classifications was union data. EXAMPLE: UAVG-OH-0010 08/29/2014. UAVG indicates that the rate is a weighted union average rate. OH indicates the state. The next number, 0010 in the example, is an internal number used in producing the wage determination. 08/29/2014 indicates the survey completion date for the classifications and rates under that identifier.

A UAVG rate will be updated once a year, usually in January of each year, to reflect a weighted average of the current negotiated/CBA rate of the union locals from which the rate is based.

---

#### WAGE DETERMINATION APPEALS PROCESS

1.) Has there been an initial decision in the matter? This can be:

- \* an existing published wage determination
- \* a survey underlying a wage determination
- \* a Wage and Hour Division letter setting forth a position on a wage determination matter
- \* a conformance (additional classification and rate) ruling

On survey related matters, initial contact, including requests

for summaries of surveys, should be with the Wage and Hour National Office because National Office has responsibility for the Davis-Bacon survey program. If the response from this initial contact is not satisfactory, then the process described in 2.) and 3.) should be followed.

With regard to any other matter not yet ripe for the formal process described here, initial contact should be with the Branch of Construction Wage Determinations. Write to:

Branch of Construction Wage Determinations  
Wage and Hour Division  
U.S. Department of Labor  
200 Constitution Avenue, N.W.  
Washington, DC 20210

2.) If the answer to the question in 1.) is yes, then an interested party (those affected by the action) can request review and reconsideration from the Wage and Hour Administrator (See 29 CFR Part 1.8 and 29 CFR Part 7). Write to:

Wage and Hour Administrator  
U.S. Department of Labor  
200 Constitution Avenue, N.W.  
Washington, DC 20210

The request should be accompanied by a full statement of the interested party's position and by any information (wage payment data, project description, area practice material, etc.) that the requestor considers relevant to the issue.

3.) If the decision of the Administrator is not favorable, an interested party may appeal directly to the Administrative Review Board (formerly the Wage Appeals Board). Write to:

Administrative Review Board  
U.S. Department of Labor  
200 Constitution Avenue, N.W.  
Washington, DC 20210

4.) All decisions by the Administrative Review Board are final.

=====

END OF GENERAL DECISIO"





## Wisconsin Department of Transportation

---

January 30, 2023

**Division of Transportation Systems  
Development**

Bureau of Project Development  
4822 Madison Yards Way, 4<sup>th</sup> Floor South  
Madison, WI 53705

Telephone: (608) 266-1631  
Facsimile (FAX): (608) 266-8459

### **NOTICE TO ALL CONTRACTORS:**

#### **ASP-5 Addendum #01**

#### **Letting of February 14, 2023**

Attached is a copy of the revised ASP-5 Fuel Cost Adjustment that are included in proposals 09, 15, 19, 22, 51, and 53. This will be effective with the February 14, 2023 letting.

The responsibility for notifying potential subcontractors and suppliers of these changes remains with the prime contractors.

Sincerely,

*Mike Coleman*

Proposal Development Specialist  
Proposal Management Section

## ADDITIONAL SPECIAL PROVISIONS 5 FUEL COST ADJUSTMENT

### A Description

Fuel Cost Adjustments will be applied to partial and final payments for work items categorized in Section B as a payment to the contractor or a credit to the department. ASP-5 shall not apply to any force account work.

### B Categories of Work Items

The following items and Fuel Usage Factors shall be used to determine Fuel Cost Adjustments:

(1) Earthwork.		Unit	Gal. Fuel Per Unit
205.0100	Excavation Common	CY	0.23
205.0200	Excavation Rock	CY	0.39
205.0400	Excavation Marsh	CY	0.29
208.0100	Borrow	CY	0.23
208.1100	Select Borrow	CY	0.23
209.1100	Backfill Granular Grade 1	CY	0.23
209.1500	Backfill Granular Grade 1	Ton	0.115
209.2100	Backfill Granular Grade 2	CY	0.23
209.2500	Backfill Granular Grade 2	Ton	0.115
350.0102	Subbase	CY	0.28
350.0104	Subbase	Ton	0.14
350.0115	Subbase 6-Inch	SY	0.05
350.0120	Subbase 7-Inch	SY	0.05
350.0125	Subbase 8-Inch	SY	0.06
350.0130	Subbase 9-Inch	SY	0.07
350.0135	Subbase 10-Inch	SY	0.08
350.0140	Subbase 11-Inch	SY	0.09
350.0145	Subbase 12-Inch	SY	0.09



**C Fuel Index**

A Current Fuel Index (CFI) in dollars per gallon will be established by the Department of Transportation for each month. The CFI will be the price of No. 2 fuel oil, as reported in U.S. Oil Week, using the first issue dated that month. The CFI will be the average of prices quoted for Green Bay, Madison, Milwaukee and Minneapolis.

The base Fuel Index (BFI) for this contract is \$3.20 per gallon.

**D Computing the Fuel Cost Adjustment**

The engineer will compute the ratio CFI/BFI each month. If the ratio falls between 0.85 and 1.15, inclusive, no fuel adjustment will be made for that month. If the ratio is less than 0.85 a credit to the department will be computed. If the ratio is greater than 1.15 additional payment to the contractor will be computed. Credit or additional payment will be computed as follows:

- (1) The engineer will estimate the quantity of work done in that month under each of the contract items categorized in Section B.
- (2) The engineer will compute the gallons of fuel used in that month for each of the contract items categorized in Section B by applying the unit fuel usage factors shown in Section B.
- (3) The engineer will summarize the total gallons (Q) of fuel used in that month for the items categorized in Section B.
- (4) The engineer will determine the Fuel Cost Adjustment credit or payment from the following formula:

$$FA = \frac{CFI}{BFI} - 1 \times Q \times BFI$$

(plus is payment to contractor; minus is credit to the department)

Where	FA	=	Fuel Cost Adjustment (plus or minus)
	CFI	=	Current Fuel Index
	BFI	=	Base Fuel Index
	Q	=	Monthly total gallons of fuel

**E Payment**

A Fuel Cost Adjustment credit to the department will be deducted as a dollar amount each month from any sums due to the contractor. A Fuel Cost Adjustment payment to the contractor will be made as a dollar amount each month.

Upon completion of the work under the contract, any difference between the estimated quantities and the final quantities will be determined. An average CFI, calculated by averaging the CFI for all months that fuel cost adjustment was applied, will be applied to the quantity differences. The average CFI shall be applied in accordance with the procedure set forth in Section D.





# Wisconsin Department of Transportation

## Division of Transportation Systems Development

Bureau of Project Development  
4822 Madison Yards Way, 4<sup>th</sup> Floor South  
Madison, WI 53705

January 26, 2023

Telephone: (608) 266-1631  
Facsimile (FAX): (608) 266-8459

### NOTICE TO ALL CONTRACTORS:

**Proposal #09: 5420-02-72, WISC 2023221**  
**Madison – Lodi**  
**Knutson Drive to STH 19**  
**STH 113**  
**Dane County**

### Letting of February 14, 2023

This is Addendum No. 01, which provides for the following:

#### Special Provisions:

Added Special Provisions	
Article No.	Description
38	Pipe Grates, 42-Inch, Item 611.9800.S.01

Deleted Special Provisions	
Article No.	Description
26	Pipe Grates

#### Schedule of Items:

Added Bid Item Quantities					
Bid Item	Item Description	Unit	Proposal Total Prior to Addendum	Quantity Added	Proposal Total After Addendum
611.9800.S.01	Pipe Grates, 42-Inch	Each	0	4	4

Deleted Bid Item Quantities					
Bid Item	Item Description	Unit	Proposal Total Prior to Addendum	Proposal Quantity Change (-)	Proposal Total After Addendum
611.9800.S	Pipe Grates	Each	4	-4	0

**Plan Sheets:**

<b>Revised Plan Sheets</b>	
<b>Plan Sheet</b>	<b>Plan Sheet Title (brief description of changes to sheet)</b>
167	Miscellaneous Quantities (updated Pipe Grates bid item)

The responsibility for notifying potential subcontractors and suppliers of these changes remains with the prime contractor.

Sincerely,

*Mike Coleman*

Proposal Development Specialist  
Proposal Management Section

**ADDENDUM NO. 01**

**5420-02-72**

**January 26, 2023**

**Special Provisions**

**26. DELETED**

**38. Pipe Grates, 42-Inch, Item 611.9800.S.01.**

**A Description**

This special provision describes providing pipe grates for pipe apron endwalls as detailed in the plans.

**B Materials**

Furnish steel conforming to the requirements of standard spec 506.2.2.1. Furnish steel pipe conforming to the requirements of standard spec 506.2.3.6.

Furnish pipe grates galvanized according to ASTM A123.

Furnish angles and brackets galvanized according to ASTM A123.

Furnish required hardware galvanized according to ASTM A153.

**C Construction**

Repair pipes, rods, angles and brackets on which the galvanized coating has been damaged according to the requirements of AASHTO M36.

**D Measurement**

The department will measure Pipe Grates in units of work, where one unit is one grate, completed and accepted.

**E Payment**

The department will pay for measured quantities at the contract unit price under the following bid item:

ITEM NUMBER	DESCRIPTION	UNIT
611.9800.S.01	Pipe Grates, 42-Inch	EACH

Payment is full compensation for furnishing and installing all materials; and for drilling and connecting grates to apron endwalls.

stp-611-010 (20230113)

**Schedule of Items**

Attached, dated January 26, 2023, are the revised Schedule of Items Pages 1 – 16.

**Plan Sheets**

The following 8½ x 11-inch sheets are attached and made part of the plans for this proposal:

Revised: 167

END OF ADDENDUM

Addendum No. 01  
ID 5420-02-72  
Revised Sheet 167  
January 26, 2023

CULVERT PIPE ITEMS

CATEGORY	STATION	OUTLET	ELEV.	STATION	INLET	ELEV.	DESCRIPTION	QUANTITY	UNIT	MARKS	QUANTITY	UNIT
0030	413+47.65	RNB', 54.0' LT	908.63	413+86.93	RNB', 55.7' RT	909.22	APRON ENDWALLS FOR CULVERT PIPE	2	EACH		2	EACH
	413+54.83	RNB', 56.6' LT	908.63	413+94.34	RNB', 53.0' RT	909.22	APRON ENDWALLS FOR CULVERT PIPE	2	EACH		2	EACH
0040	62+88.14	NB', 45.29' RT	861.86	63+10.25	NB', 46.17' RT	861.93	APRON ENDWALLS FOR CULVERT PIPE	4	EACH		4	EACH
							APRON ENDWALLS FOR CULVERT PIPE	0	EACH		0	EACH
TOTAL 0030								4	EACH		4	EACH
TOTAL 0040								0	EACH		0	EACH
PROJECT TOTAL								4	EACH		4	EACH

\* ADDITIONAL QUANTITIES LISTED ELSEWHERE



Proposal Schedule of Items

Proposal ID: 20230214009 Project(s): 5420-02-72

Federal ID(s): WISC 2023221

SECTION: 0001

Contract Items

Alt Set ID:

Alt Mbr ID:

Proposal Line Number	Item ID Description	Approximate Quantity and Units	Unit Price	Bid Amount
0002	203.0100 Removing Small Pipe Culverts	4.000 EACH	_____.	_____.
0004	203.0220 Removing Structure (structure) 01. B-13-233	1.000 EACH	_____.	_____.
0006	204.0100 Removing Concrete Pavement	100.000 SY	_____.	_____.
0008	204.0150 Removing Curb & Gutter	1,930.000 LF	_____.	_____.
0010	204.0165 Removing Guardrail	1,140.000 LF	_____.	_____.
0012	204.0195 Removing Concrete Bases	6.000 EACH	_____.	_____.
0014	204.0210 Removing Manholes	2.000 EACH	_____.	_____.
0016	204.0220 Removing Inlets	2.000 EACH	_____.	_____.
0018	204.0245 Removing Storm Sewer (size) 01. 18-Inch	782.000 LF	_____.	_____.
0020	204.9060.S Removing (item description) 01. Traffic Signals (STH 113 & CTH M)	1.000 EACH	_____.	_____.
0022	204.9060.S Removing (item description) 02. Traffic Signals (STH 113 & River Road)	1.000 EACH	_____.	_____.
0024	205.0100 Excavation Common	145,700.000 CY	_____.	_____.
0026	213.0100 Finishing Roadway (project) 01. 5420-02-72	1.000 EACH	_____.	_____.
0028	305.0110 Base Aggregate Dense 3/4-Inch	7,485.000 TON	_____.	_____.
0030	305.0120 Base Aggregate Dense 1 1/4-Inch	118,600.000 TON	_____.	_____.



## Proposal Schedule of Items

Proposal ID: 20230214009 Project(s): 5420-02-72

Federal ID(s): WISC 2023221

SECTION: 0001

Contract Items

Alt Set ID:

Alt Mbr ID:

Proposal Line Number	Item ID Description	Approximate Quantity and Units	Unit Price	Bid Amount
0032	312.0110 Select Crushed Material	98,100.000 TON	_____.	_____.
0034	371.2000.S QMP Base Aggregate Dense 1 1/4-Inch Compaction	104.000 EACH	_____.	_____.
0036	405.0100 Coloring Concrete WisDOT Red	170.000 CY	_____.	_____.
0038	415.0080 Concrete Pavement 8-Inch	66.000 SY	_____.	_____.
0040	415.0410 Concrete Pavement Approach Slab	80.000 SY	_____.	_____.
0042	416.0160 Concrete Driveway 6-Inch	48.000 SY	_____.	_____.
0044	416.0512 Concrete Truck Apron 12-Inch	505.000 SY	_____.	_____.
0046	416.0610 Drilled Tie Bars	48.000 EACH	_____.	_____.
0048	416.1010 Concrete Surface Drains	10.000 CY	_____.	_____.
0050	455.0605 Tack Coat	6,320.000 GAL	_____.	_____.
0052	460.0105.S HMA Percent Within Limits (PWL) Test Strip Volumetrics	2.000 EACH	_____.	_____.
0054	460.0110.S HMA Percent Within Limits (PWL) Test Strip Density	2.000 EACH	_____.	_____.
0056	460.2000 Incentive Density HMA Pavement	2,690.000 DOL	1.00000	2,690.00
0058	460.2005 Incentive Density PWL HMA Pavement	22,500.000 DOL	1.00000	22,500.00
0060	460.2007 Incentive Density HMA Pavement Longitudinal Joints	9,710.000 DOL	1.00000	9,710.00
0062	460.2010 Incentive Air Voids HMA Pavement	38,260.000 DOL	1.00000	38,260.00





Proposal Schedule of Items

Proposal ID: 20230214009 Project(s): 5420-02-72

Federal ID(s): WISC 2023221

SECTION: 0001

Contract Items

Alt Set ID:

Alt Mbr ID:

Proposal Line Number	Item ID Description	Approximate Quantity and Units	Unit Price	Bid Amount
0064	460.6223 HMA Pavement 3 MT 58-28 S	24,830.000 TON	_____.	_____.
0066	460.6224 HMA Pavement 4 MT 58-28 S	15,900.000 TON	_____.	_____.
0068	460.6424 HMA Pavement 4 MT 58-28 H	1,750.000 TON	_____.	_____.
0070	465.0105 Asphaltic Surface	27.000 TON	_____.	_____.
0072	465.0120 Asphaltic Surface Driveways and Field Entrances	67.000 TON	_____.	_____.
0074	465.0125 Asphaltic Surface Temporary	52.000 TON	_____.	_____.
0076	465.0310 Asphaltic Curb	117.000 LF	_____.	_____.
0078	465.0315 Asphaltic Flumes	92.000 SY	_____.	_____.
0080	465.0400 Asphaltic Shoulder Rumble Strips	29,300.000 LF	_____.	_____.
0082	465.0425 Asphaltic Shoulder Rumble Strips 2-Lane Rural	14,410.000 LF	_____.	_____.
0084	465.0475 Asphalt Centerline Rumble Strips 2-Lane Rural	5,370.000 LF	_____.	_____.
0086	502.0100 Concrete Masonry Bridges	24.000 CY	_____.	_____.
0088	502.3210 Pigmented Surface Sealer	121.000 SY	_____.	_____.
0090	502.4205 Adhesive Anchors No. 5 Bar	720.000 EACH	_____.	_____.
0092	505.0600 Bar Steel Reinforcement HS Coated Structures	3,170.000 LB	_____.	_____.
0094	509.9050.S Cleaning Parapets	224.000 LF	_____.	_____.



Proposal Schedule of Items

Proposal ID: 20230214009 Project(s): 5420-02-72

Federal ID(s): WISC 2023221

SECTION: 0001

Contract Items

Alt Set ID:

Alt Mbr ID:

Proposal Line Number	Item ID Description	Approximate Quantity and Units	Unit Price	Bid Amount
0096	520.1042 Apron Endwalls for Culvert Pipe 42-Inch	4.000 EACH	_____.	_____.
0098	520.3142 Culvert Pipe Class III 42-Inch	234.000 LF	_____.	_____.
0100	520.8000 Concrete Collars for Pipe	1.000 EACH	_____.	_____.
0102	521.1515 Apron Endwalls for Culvert Pipe Sloped Side Drains Steel 15-Inch 6 to 1	2.000 EACH	_____.	_____.
0104	522.1012 Apron Endwalls for Culvert Pipe Reinforced Concrete 12-Inch	3.000 EACH	_____.	_____.
0106	522.1018 Apron Endwalls for Culvert Pipe Reinforced Concrete 18-Inch	1.000 EACH	_____.	_____.
0108	601.0405 Concrete Curb & Gutter 18-Inch Type A	245.000 LF	_____.	_____.
0110	601.0407 Concrete Curb & Gutter 18-Inch Type D	108.000 LF	_____.	_____.
0112	601.0411 Concrete Curb & Gutter 30-Inch Type D	2,709.000 LF	_____.	_____.
0114	601.0553 Concrete Curb & Gutter 4-Inch Sloped 36-Inch Type D	5,926.000 LF	_____.	_____.
0116	601.0580 Concrete Curb & Gutter 4-Inch Sloped 36-Inch Type R	333.000 LF	_____.	_____.
0118	601.0588 Concrete Curb & Gutter 4-Inch Sloped 36-Inch Type TBT	162.000 LF	_____.	_____.
0120	601.0600 Concrete Curb Pedestrian	168.000 LF	_____.	_____.
0122	602.0405 Concrete Sidewalk 4-Inch	19,605.000 SF	_____.	_____.
0124	602.0410 Concrete Sidewalk 5-Inch	3,860.000 SF	_____.	_____.



Proposal Schedule of Items

Proposal ID: 20230214009 Project(s): 5420-02-72

Federal ID(s): WISC 2023221

SECTION: 0001

Contract Items

Alt Set ID:

Alt Mbr ID:

Proposal Line Number	Item ID Description	Approximate Quantity and Units	Unit Price	Bid Amount
0126	602.0515 Curb Ramp Detectable Warning Field Natural Patina	288.000 SF	_____.	_____.
0128	606.0200 Riprap Medium	23.000 CY	_____.	_____.
0130	608.0412 Storm Sewer Pipe Reinforced Concrete Class IV 12-Inch	823.000 LF	_____.	_____.
0132	608.0415 Storm Sewer Pipe Reinforced Concrete Class IV 15-Inch	546.000 LF	_____.	_____.
0134	608.0418 Storm Sewer Pipe Reinforced Concrete Class IV 18-Inch	294.000 LF	_____.	_____.
0136	608.3015 Storm Sewer Pipe Class III-A 15-Inch	15.000 LF	_____.	_____.
0138	611.0530 Manhole Covers Type J	2.000 EACH	_____.	_____.
0140	611.0624 Inlet Covers Type H	4.000 EACH	_____.	_____.
0142	611.0627 Inlet Covers Type HM	1.000 EACH	_____.	_____.
0144	611.0636 Inlet Covers Type HM-S	6.000 EACH	_____.	_____.
0146	611.0639 Inlet Covers Type H-S	1.000 EACH	_____.	_____.
0148	611.0645 Inlet Covers Type MS-A	2.000 EACH	_____.	_____.
0150	611.0652 Inlet Covers Type T	2.000 EACH	_____.	_____.
0152	611.2004 Manholes 4-FT Diameter	2.000 EACH	_____.	_____.
0154	611.2005 Manholes 5-FT Diameter	1.000 EACH	_____.	_____.
0156	611.3004 Inlets 4-FT Diameter	3.000 EACH	_____.	_____.



Proposal Schedule of Items

Proposal ID: 20230214009 Project(s): 5420-02-72

Federal ID(s): WISC 2023221

SECTION: 0001

Contract Items

Alt Set ID:

Alt Mbr ID:

Proposal Line Number	Item ID Description	Approximate Quantity and Units	Unit Price	Bid Amount
0158	611.3225 Inlets 2x2.5-FT	2.000 EACH	_____.	_____.
0160	611.3230 Inlets 2x3-FT	8.000 EACH	_____.	_____.
0162	611.3901 Inlets Median 1 Grate	2.000 EACH	_____.	_____.
0164	611.8110 Adjusting Manhole Covers	2.000 EACH	_____.	_____.
0168	612.0106 Pipe Underdrain 6-Inch	10,960.000 LF	_____.	_____.
0170	612.0206 Pipe Underdrain Unperforated 6-Inch	700.000 LF	_____.	_____.
0172	612.0806 Apron Endwalls for Underdrain Reinforced Concrete 6-Inch	14.000 EACH	_____.	_____.
0174	614.2300 MGS Guardrail 3	650.000 LF	_____.	_____.
0176	614.2500 MGS Thrie Beam Transition	316.000 LF	_____.	_____.
0178	614.2610 MGS Guardrail Terminal EAT	8.000 EACH	_____.	_____.
0180	618.0100 Maintenance And Repair of Haul Roads (project) 01. 5420-02-72	1.000 EACH	_____.	_____.
0182	619.1000 Mobilization	1.000 EACH	_____.	_____.
0184	620.0100 Concrete Corrugated Median	870.000 SF	_____.	_____.
0186	620.0300 Concrete Median Sloped Nose	1,109.000 SF	_____.	_____.
0188	624.0100 Water	3,020.000 MGAL	_____.	_____.
0190	625.0500 Salvaged Topsoil	62,500.000 SY	_____.	_____.



Proposal Schedule of Items

Proposal ID: 20230214009 Project(s): 5420-02-72

Federal ID(s): WISC 2023221

SECTION: 0001

Contract Items

Alt Set ID:

Alt Mbr ID:

Proposal Line Number	Item ID Description	Approximate Quantity and Units	Unit Price	Bid Amount
0192	627.0200 Mulching	56,000.000 SY	_____.	_____.
0194	628.1504 Silt Fence	2,400.000 LF	_____.	_____.
0196	628.1520 Silt Fence Maintenance	2,400.000 LF	_____.	_____.
0198	628.1905 Mobilizations Erosion Control	9.000 EACH	_____.	_____.
0200	628.1910 Mobilizations Emergency Erosion Control	6.000 EACH	_____.	_____.
0202	628.2004 Erosion Mat Class I Type B	6,080.000 SY	_____.	_____.
0204	628.2023 Erosion Mat Class II Type B	475.000 SY	_____.	_____.
0206	628.7005 Inlet Protection Type A	6.000 EACH	_____.	_____.
0208	628.7015 Inlet Protection Type C	17.000 EACH	_____.	_____.
0210	628.7504 Temporary Ditch Checks	220.000 LF	_____.	_____.
0212	628.7515.S Stone Ditch Checks	200.000 CY	_____.	_____.
0214	628.7555 Culvert Pipe Checks	24.000 EACH	_____.	_____.
0216	628.7560 Tracking Pads	6.000 EACH	_____.	_____.
0218	629.0210 Fertilizer Type B	50.000 CWT	_____.	_____.
0220	630.0130 Seeding Mixture No. 30	1,120.000 LB	_____.	_____.
0222	630.0140 Seeding Mixture No. 40	10.000 LB	_____.	_____.
0224	630.0200 Seeding Temporary	840.000 LB	_____.	_____.



Proposal Schedule of Items

Proposal ID: 20230214009 Project(s): 5420-02-72

Federal ID(s): WISC 2023221

SECTION: 0001

Contract Items

Alt Set ID:

Alt Mbr ID:

Proposal Line Number	Item ID Description	Approximate Quantity and Units	Unit Price	Bid Amount
0226	630.0500 Seed Water	350.000 MGAL	_____.	_____.
0228	633.5200 Markers Culvert End	10.000 EACH	_____.	_____.
0230	634.0614 Posts Wood 4x6-Inch X 14-FT	19.000 EACH	_____.	_____.
0232	634.0616 Posts Wood 4x6-Inch X 16-FT	20.000 EACH	_____.	_____.
0234	634.0618 Posts Wood 4x6-Inch X 18-FT	4.000 EACH	_____.	_____.
0236	634.0814 Posts Tubular Steel 2x2-Inch X 14-FT	12.000 EACH	_____.	_____.
0238	637.2210 Signs Type II Reflective H	377.170 SF	_____.	_____.
0240	637.2230 Signs Type II Reflective F	54.250 SF	_____.	_____.
0242	638.2102 Moving Signs Type II	47.000 EACH	_____.	_____.
0244	638.2602 Removing Signs Type II	5.000 EACH	_____.	_____.
0246	638.3000 Removing Small Sign Supports	5.000 EACH	_____.	_____.
0248	638.4000 Moving Small Sign Supports	51.000 EACH	_____.	_____.
0250	642.5201 Field Office Type C	1.000 EACH	_____.	_____.
0252	643.0300 Traffic Control Drums	20,010.000 DAY	_____.	_____.
0254	643.0410 Traffic Control Barricades Type II	770.000 DAY	_____.	_____.
0256	643.0420 Traffic Control Barricades Type III	10,158.000 DAY	_____.	_____.



Proposal Schedule of Items

Proposal ID: 20230214009 Project(s): 5420-02-72

Federal ID(s): WISC 2023221

SECTION: 0001

Contract Items

Alt Set ID:

Alt Mbr ID:

Proposal Line Number	Item ID Description	Approximate Quantity and Units	Unit Price	Bid Amount
0258	643.0500 Traffic Control Flexible Tubular Marker Posts	408.000 EACH	_____.	_____.
0260	643.0600 Traffic Control Flexible Tubular Marker Bases	408.000 EACH	_____.	_____.
0262	643.0705 Traffic Control Warning Lights Type A	12,978.000 DAY	_____.	_____.
0264	643.0715 Traffic Control Warning Lights Type C	8,225.000 DAY	_____.	_____.
0266	643.0800 Traffic Control Arrow Boards	281.000 DAY	_____.	_____.
0268	643.0900 Traffic Control Signs	59,841.000 DAY	_____.	_____.
0270	643.0910 Traffic Control Covering Signs Type I	3.000 EACH	_____.	_____.
0272	643.0920 Traffic Control Covering Signs Type II	35.000 EACH	_____.	_____.
0274	643.1050 Traffic Control Signs PCMS	42.000 DAY	_____.	_____.
0276	643.3105 Temporary Marking Line Paint 4-Inch	19,810.000 LF	_____.	_____.
0278	643.3150 Temporary Marking Line Removable Tape 4-Inch	27,856.000 LF	_____.	_____.
0280	643.3250 Temporary Marking Line Removable Tape 8-Inch	155.000 LF	_____.	_____.
0282	643.3550 Temporary Marking Arrow Removable Tape	2.000 EACH	_____.	_____.
0284	643.3805 Temporary Marking Stop Line Paint 18-Inch	63.000 LF	_____.	_____.
0286	643.3850 Temporary Marking Stop Line Removable Tape 18-Inch	168.000 LF	_____.	_____.



Proposal Schedule of Items

Proposal ID: 20230214009 Project(s): 5420-02-72

Federal ID(s): WISC 2023221

SECTION: 0001

Contract Items

Alt Set ID:

Alt Mbr ID:

Proposal Line Number	Item ID Description	Approximate Quantity and Units	Unit Price	Bid Amount
0288	643.5000 Traffic Control	1.000 EACH	_____.	_____.
0290	645.0120 Geotextile Type HR	45.000 SY	_____.	_____.
0292	645.0130 Geotextile Type R	400.000 SY	_____.	_____.
0294	645.0220 Geogrid Type SR	147,800.000 SY	_____.	_____.
0296	646.1020 Marking Line Epoxy 4-Inch	57,522.000 LF	_____.	_____.
0298	646.1040 Marking Line Grooved Wet Ref Epoxy 4-Inch	21,635.000 LF	_____.	_____.
0300	646.3020 Marking Line Epoxy 8-Inch	311.000 LF	_____.	_____.
0302	646.3040 Marking Line Grooved Wet Ref Epoxy 8-Inch	4,995.000 LF	_____.	_____.
0304	646.5020 Marking Arrow Epoxy	19.000 EACH	_____.	_____.
0306	646.5120 Marking Word Epoxy	9.000 EACH	_____.	_____.
0308	646.5220 Marking Symbol Epoxy	1.000 EACH	_____.	_____.
0310	646.5520 Marking Outfall Epoxy	14.000 EACH	_____.	_____.
0312	646.6120 Marking Stop Line Epoxy 18-Inch	327.000 LF	_____.	_____.
0314	646.6320 Marking Dotted Extension Epoxy 18-Inch	67.000 LF	_____.	_____.
0316	646.7120 Marking Diagonal Epoxy 12-Inch	1,123.000 LF	_____.	_____.
0318	646.7420 Marking Crosswalk Epoxy Transverse Line 6-Inch	252.000 LF	_____.	_____.





Proposal Schedule of Items

Proposal ID: 20230214009 Project(s): 5420-02-72

Federal ID(s): WISC 2023221

SECTION: 0001

Contract Items

Alt Set ID:

Alt Mbr ID:

Proposal Line Number	Item ID Description	Approximate Quantity and Units	Unit Price	Bid Amount
0320	646.8020 Marking Corrugated Median Epoxy	376.000 SF	_____.	_____.
0322	646.8120 Marking Curb Epoxy	444.000 LF	_____.	_____.
0324	646.8220 Marking Island Nose Epoxy	15.000 EACH	_____.	_____.
0326	646.9000 Marking Removal Line 4-Inch	7,615.000 LF	_____.	_____.
0328	646.9200 Marking Removal Line Wide	250.000 LF	_____.	_____.
0330	646.9300 Marking Removal Special Marking	4.000 EACH	_____.	_____.
0332	650.4000 Construction Staking Storm Sewer	22.000 EACH	_____.	_____.
0334	650.4500 Construction Staking Subgrade	49,662.000 LF	_____.	_____.
0336	650.5000 Construction Staking Base	49,662.000 LF	_____.	_____.
0338	650.5500 Construction Staking Curb Gutter and Curb & Gutter	4,961.000 LF	_____.	_____.
0340	650.6000 Construction Staking Pipe Culverts	3.000 EACH	_____.	_____.
0342	650.8501 Construction Staking Electrical Installations (project) 01. 5420-02-72	1.000 EACH	_____.	_____.
0344	650.9000 Construction Staking Curb Ramps	18.000 EACH	_____.	_____.
0346	650.9500 Construction Staking Sidewalk (project) 01. 5420-02-72	1.000 EACH	_____.	_____.
0348	650.9911 Construction Staking Supplemental Control (project) 01. 5420-02-72	1.000 EACH	_____.	_____.
0350	650.9920 Construction Staking Slope Stakes	3,224.000 LF	_____.	_____.



Proposal Schedule of Items

Proposal ID: 20230214009 Project(s): 5420-02-72

Federal ID(s): WISC 2023221

SECTION: 0001

Contract Items

Alt Set ID:

Alt Mbr ID:

Proposal Line Number	Item ID Description	Approximate Quantity and Units	Unit Price	Bid Amount
0352	652.0225 Conduit Rigid Nonmetallic Schedule 40 2-Inch	3,722.000 LF	_____.	_____.
0354	652.0235 Conduit Rigid Nonmetallic Schedule 40 3-Inch	928.000 LF	_____.	_____.
0356	652.0325 Conduit Rigid Nonmetallic Schedule 80 2-Inch	391.000 LF	_____.	_____.
0358	652.0800 Conduit Loop Detector	692.000 LF	_____.	_____.
0360	653.0164 Pull Boxes Non-Conductive 24x42-Inch	44.000 EACH	_____.	_____.
0362	653.0900 Adjusting Pull Boxes	11.000 EACH	_____.	_____.
0364	653.0905 Removing Pull Boxes	6.000 EACH	_____.	_____.
0366	654.0101 Concrete Bases Type 1	1.000 EACH	_____.	_____.
0368	654.0102 Concrete Bases Type 2	3.000 EACH	_____.	_____.
0370	654.0105 Concrete Bases Type 5	14.000 EACH	_____.	_____.
0372	654.0120 Concrete Bases Type 10-Special	2.000 EACH	_____.	_____.
0374	654.0230 Concrete Control Cabinet Bases Type L30	1.000 EACH	_____.	_____.
0376	655.0210 Cable Traffic Signal 3-14 AWG	15.000 LF	_____.	_____.
0378	655.0230 Cable Traffic Signal 5-14 AWG	464.000 LF	_____.	_____.
0380	655.0240 Cable Traffic Signal 7-14 AWG	923.000 LF	_____.	_____.
0382	655.0250 Cable Traffic Signal 9-14 AWG	1,140.000 LF	_____.	_____.



Proposal Schedule of Items

Proposal ID: 20230214009 Project(s): 5420-02-72

Federal ID(s): WISC 2023221

SECTION: 0001

Contract Items

Alt Set ID:

Alt Mbr ID:

Proposal Line Number	Item ID Description	Approximate Quantity and Units	Unit Price	Bid Amount
0384	655.0260 Cable Traffic Signal 12-14 AWG	712.000 LF	_____.	_____.
0386	655.0305 Cable Type UF 2-12 AWG Grounded	1,050.000 LF	_____.	_____.
0388	655.0515 Electrical Wire Traffic Signals 10 AWG	1,610.000 LF	_____.	_____.
0390	655.0610 Electrical Wire Lighting 12 AWG	16,898.000 LF	_____.	_____.
0392	655.0700 Loop Detector Lead In Cable	6,456.000 LF	_____.	_____.
0394	655.0800 Loop Detector Wire	2,848.000 LF	_____.	_____.
0396	656.0201 Electrical Service Meter Breaker Pedestal (location) 01. Station 10+56'RAB', 53.80' RT	1.000 EACH	_____.	_____.
0398	657.0100 Pedestal Bases	1.000 EACH	_____.	_____.
0400	657.0255 Transformer Bases Breakaway 11 1/2-Inch Bolt Circle	17.000 EACH	_____.	_____.
0402	657.0305 Poles Type 2	2.000 EACH	_____.	_____.
0404	657.0315 Poles Type 4	1.000 EACH	_____.	_____.
0406	657.0322 Poles Type 5-Aluminum	14.000 EACH	_____.	_____.
0408	657.0352 Poles Type 10-Special	2.000 EACH	_____.	_____.
0410	657.0420 Traffic Signal Standards Aluminum 13-FT	1.000 EACH	_____.	_____.
0412	657.0546 Monotube Arms 45-FT-Special	2.000 EACH	_____.	_____.
0414	657.0585 Trombone Arms 15-FT	2.000 EACH	_____.	_____.



Proposal Schedule of Items

Proposal ID: 20230214009 Project(s): 5420-02-72

Federal ID(s): WISC 2023221

SECTION: 0001

Contract Items

Alt Set ID:

Alt Mbr ID:

Proposal Line Number	Item ID Description	Approximate Quantity and Units	Unit Price	Bid Amount
0416	657.0709 Luminaire Arms Truss Type 4-Inch Clamp 12-FT	1.000 EACH	_____.	_____.
0418	657.0715 Luminaire Arms Truss Type 4 1/2-Inch Clamp 15-FT	14.000 EACH	_____.	_____.
0420	657.0815 Luminaire Arms Steel 15-FT	2.000 EACH	_____.	_____.
0422	657.0820 Luminaire Arms Steel Type 10 Pole Clamp 15-FT	2.000 EACH	_____.	_____.
0424	658.0173 Traffic Signal Face 3S 12-Inch	8.000 EACH	_____.	_____.
0426	658.0174 Traffic Signal Face 4S 12-Inch	4.000 EACH	_____.	_____.
0428	658.0416 Pedestrian Signal Face 16-Inch	1.000 EACH	_____.	_____.
0430	658.0500 Pedestrian Push Buttons	2.000 EACH	_____.	_____.
0432	658.5070 Signal Mounting Hardware (location) 01. STH 113 & CTH M	1.000 EACH	_____.	_____.
0434	658.5070 Signal Mounting Hardware (location) 02. STH 113 & River Road	1.000 EACH	_____.	_____.
0436	659.1120 Luminaires Utility LED B	14.000 EACH	_____.	_____.
0438	659.1125 Luminaires Utility LED C	3.000 EACH	_____.	_____.
0440	659.2130 Lighting Control Cabinets 120/240 30- Inch	1.000 EACH	_____.	_____.
0442	659.5000.S Lamp, Ballast, LED, Switch Disposal by Contractor	11.000 EACH	_____.	_____.



Proposal Schedule of Items

Proposal ID: 20230214009 Project(s): 5420-02-72

Federal ID(s): WISC 2023221

SECTION: 0001

Contract Items

Alt Set ID:

Alt Mbr ID:

Proposal Line Number	Item ID Description	Approximate Quantity and Units	Unit Price	Bid Amount
0444	661.0201 Temporary Traffic Signals for Intersections (location) 01. STH 113 & CTH M	1.000 EACH	_____.	_____.
0446	690.0150 Sawing Asphalt	1,910.000 LF	_____.	_____.
0448	690.0250 Sawing Concrete	80.000 LF	_____.	_____.
0450	740.0440 Incentive IRI Ride	18,718.000 DOL	1.00000	18,718.00
0452	ASP.1T0A On-the-Job Training Apprentice at \$5.00/HR	1,500.000 HRS	5.00000	7,500.00
0454	ASP.1T0G On-the-Job Training Graduate at \$5.00/HR	1,050.000 HRS	5.00000	5,250.00
0456	SPV.0060 Special 01. Retroreflective Backplate 3S	4.000 EACH	_____.	_____.
0458	SPV.0060 Special 02. Retroreflective Backplate 4S	4.000 EACH	_____.	_____.
0460	SPV.0060 Special 03. Adjusting Concrete Bases	6.000 EACH	_____.	_____.
0462	SPV.0060 Special 04. Construction Staking Roundabout	1.000 EACH	_____.	_____.
0464	SPV.0060 Special 05. Landmark Reference Monuments Special	1.000 EACH	_____.	_____.
0466	SPV.0060 Special 06. Verify Landmark Reference Monuments	2.000 EACH	_____.	_____.
0468	SPV.0090 Special 01. Concrete Curb & Gutter 24-Inch Type D Special	127.000 LF	_____.	_____.
0470	611.9800.S Pipe Grates (size) 01. 42-Inch	4.000 EACH	_____.	_____.
Section: 0001			Total:	_____.

Total Bid: \_\_\_\_\_.



# Wisconsin Department of Transportation

## Division of Transportation Systems Development

Bureau of Project Development  
4822 Madison Yards Way, 4<sup>th</sup> Floor South  
Madison, WI 53705

January 31, 2023

Telephone: (608) 266-1631  
Facsimile (FAX): (608) 266-8459

### NOTICE TO ALL CONTRACTORS:

**Proposal #09: 5420-02-72, WISC 2023221**  
**Madison – Lodi**  
**Knutson Drive to STH 19**  
**STH 113**  
**Dane County**

### Letting of February 14, 2023

This is Addendum No. 02, which provides for the following:

#### Schedule of Items:

Revised Bid Item Quantities					
Bid Item	Item Description	Unit	Proposal Total Prior to Addendum	Proposal Quantity Change (-)	Proposal Total After Addendum
204.0195	Removing Concrete Bases	EACH	6	1	7
652.0235	Conduit Rigid Nonmetallic Schedule 40 3 - Inch	LF	928	255	1,183

Added Bid Item Quantities					
Bid Item	Item Description	Unit	Proposal Total Prior to Addendum	Quantity Added	Proposal Total After Addendum
654.0217	Concrete Control Cabinet Base Type 9- Special	EACH	0	1	1

#### Plan Sheets:

Revised Plan Sheets	
Plan Sheet	Plan Sheet Title (brief description of changes to sheet)
96	Include the removal of Existing Concrete Control Cabinet Base Type 9 - Special
99	Include location of New Concrete Control Cabinet Base Type 9 - Special
182	Misc Quantities – Updated Quantities to include Concrete Control Cabinet Base Type 9 - Special
183	Misc Quantities – Updated Quantities to include removal of Concrete Control Cabinet Base Type 9
184	Misc Quantities – Updated the descriptions to follow the plan sheets.

**Schedule of Items**

Attached, dated January 31, 2023, are the revised Schedule of Items Pages 1, 12, and 16.

**Plan Sheets**

The following 8½ x 11-inch sheets are attached and made part of the plans for this proposal:

Revised: 96, 99, 182, 183, and 184.

The responsibility for notifying potential subcontractors and suppliers of these changes remains with the prime contractor.

Sincerely,

*Mike Coleman*

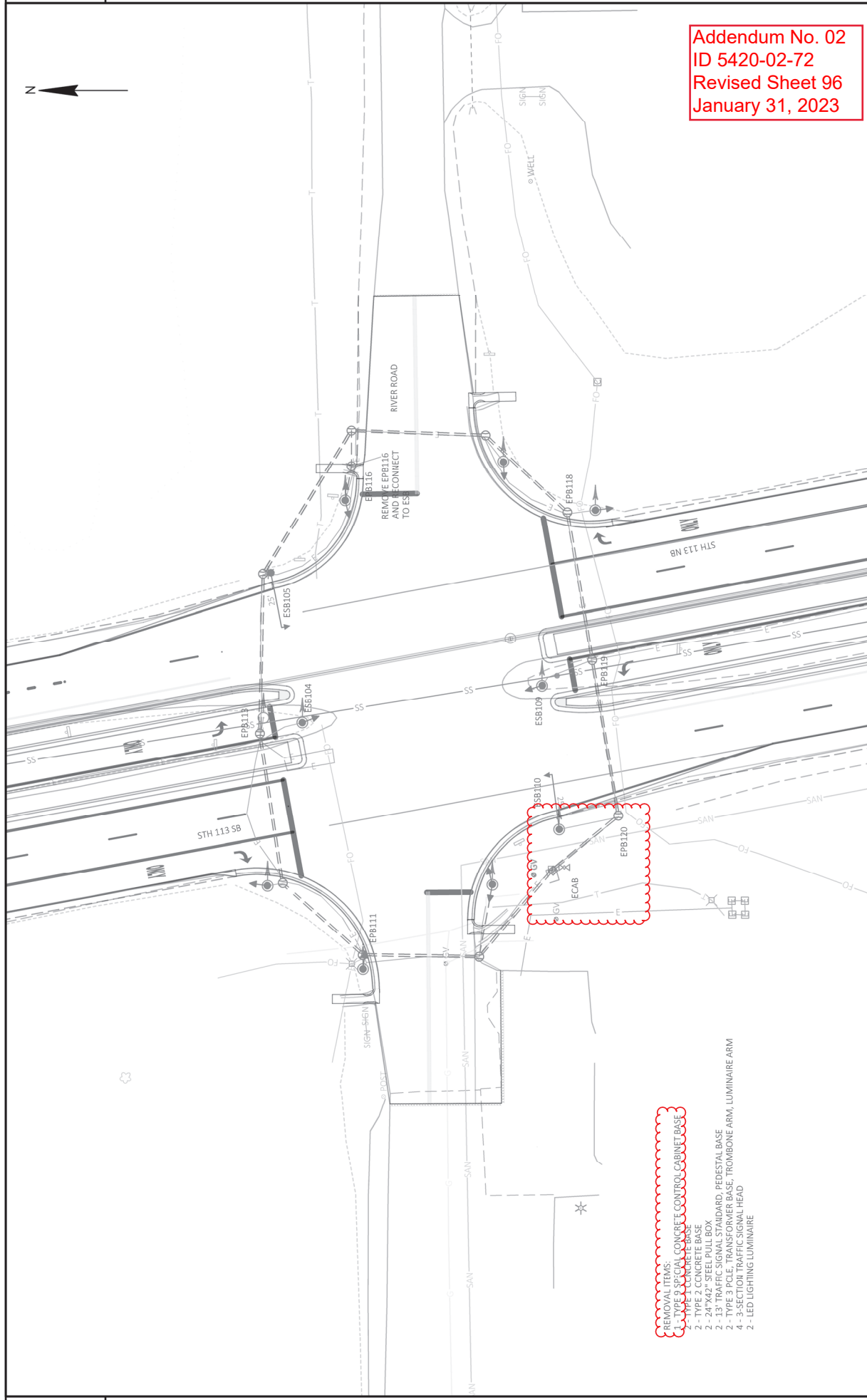
Proposal Development Specialist  
Proposal Management Section

END OF ADDENDUM





Addendum No. 02  
ID 5420-02-72  
Revised Sheet 96  
January 31, 2023

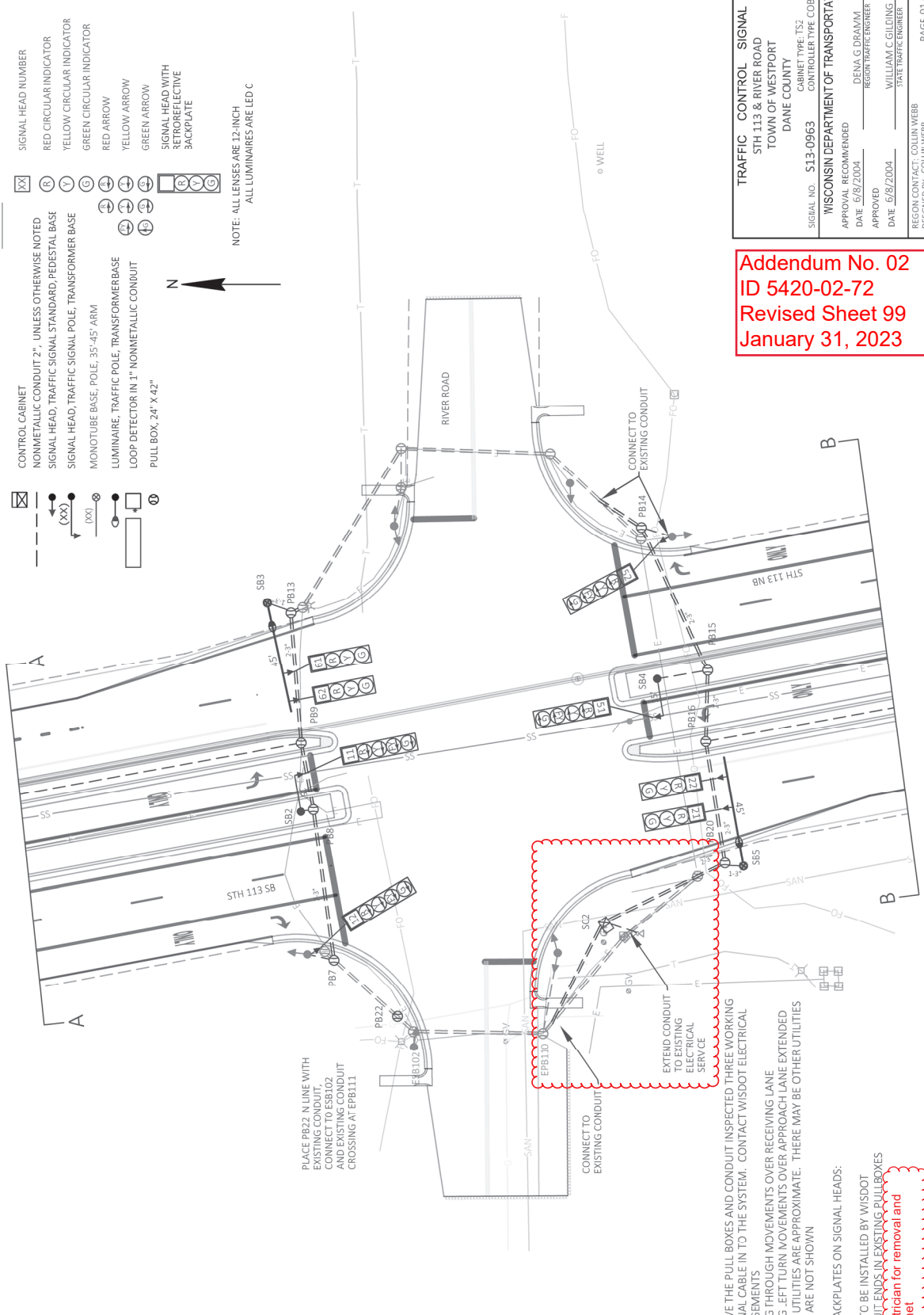


- REMOVAL ITEMS:
- 1 - 12" SIGNAL CONCRETE CONTROL CABINET BASE
  - 2 - 24"X42" STEEL PULL BOX
  - 2 - TYPE 2 CONCRETE BASE
  - 2 - 13" TRAFFIC SIGNAL STANDARD PEDESTAL BASE
  - 2 - TYPE 3 PCLE TRANSFORMER BASE, TROMBONE ARM, LUMINAIRE ARM
  - 4 - 3-SECTION TRAFFIC SIGNAL HEAD
  - 2 - LED LIGHTING LUMINAIRE

LEGEND

- CONTROL CABINET
- NONMETALLIC CONDUIT 2" UNLESS OTHERWISE NOTED
- SIGNAL HEAD, TRAFFIC SIGNAL STANDARD, PEDESTAL BASE
- SIGNAL HEAD, TRAFFIC SIGNAL POLE, TRANSFORMER BASE
- MONOTUBE BASE, POLE, 35'-45' ARM
- LUMINAIRE, TRAFFIC POLE, TRANSFORMER BASE
- LOOP DETECTOR IN 1" NONMETALLIC CONDUIT
- PULL BOX, 24" X 42"
- SIGNAL HEAD NUMBER
- RED CIRCULAR INDICATOR
- YELLOW CIRCULAR INDICATOR
- GREEN CIRCULAR INDICATOR
- RED ARROW
- YELLOW ARROW
- GREEN ARROW
- SIGNAL HEAD WITH RETROREFLECTIVE BACKPLATE

NOTE: ALL LENSES ARE 12-INCH ALL LUMINAIRES ARE LED C



**Addendum No. 02**  
**ID 5420-02-72**  
**Revised Sheet 99**  
**January 31, 2023**

- GENERAL NOTES:
- 1) THE CONTRACTOR SHALL HAVE THE PULL BOXES AND CONDUIT INSPECTED THREE WORKING DAYS PRIOR TO PLACING SIGNAL CABLE IN TO THE SYSTEM. CONTACT WISDOT ELECTRICAL FIELD UNIT TO MAKE ARRANGEMENTS
  - 2) CENTER HEADS CONTROLLING THROUGH MOVEMENTS OVER RECEIVING LANE
  - 3) CENTER HEADS CONTROLLING LEFT TURN MOVEMENTS OVER APPROACH LANE EXTENDED THE LOCATIONS OF EXISTING UTILITIES ARE APPROXIMATE. THERE MAY BE OTHER UTILITIES WITHIN THE PROJECT WHICH ARE NOT SHOWN
  - 4) ALL LUMINAIRES ARE LED C
  - 5) INSTALL RETROREFLECTIVE BACKPLATES ON SIGNAL HEADS:
  - 6) NONINTRUSIVE DETECTION TO BE INSTALLED BY WISDOT
  - 7) CAP ALL ABOVEGROUND CONDUIT ENDS IN EXISTING PULL BOXES
  - 8) Coordinate with State Electrician for removal and install of Traffic Signal Cabinet

<b>TRAFFIC CONTROL SIGNAL</b>	
STH 113 & RIVER ROAD	
TOWN OF WESTPORT	
DANE COUNTY	
SIGNAL NO. 513-0963	CABINET TYPE: TS2
CONTROLLER TYPE: COBALT	
<b>WISCONSIN DEPARTMENT OF TRANSPORTATION</b>	
APPROVAL RECOMMENDED	DENA G DRAMM
DATE 6/8/2004	REGIONAL TRAFFIC ENGINEER
APPROVED	WILLIAM C GILDING
DATE 6/8/2004	STATE TRAFFIC ENGINEER
REGION CONTACT: COLLIN WEBB	PAGE 01 OF 02
DESIGNED BY: COLLIN WEBB	REVISED BY:

Electrical Conduit

Pull Boxes			653.0164 Pull Boxes Non-Conductive 24x42-Inch EACH			652.0225 Conduit Rigid Nonmetallic Schedule 40 2-Inch LF			652.0235 Conduit Rigid Nonmetallic Schedule 40 3-Inch LF			652.0800 Conduit Rigid Loop Detector LF			
Category	Station	Dir	Location	Description	Category	Station	to	Station	Category	Station	to	Station	Description		
0010	66 + 23	LEFT	93	PB1	0010	69 + 63			66				LOOP 21 - PB3		
0010	68 + 23	LEFT	91	PB2	0010	69 + 63			90				LOOP 22 - PB3		
0010	69 + 63	LEFT	89	PB3	0010	57 + 89			66				LOOP 61 - PB6		
0010	61 + 8	RIGHT	41	PB4	0010	57 + 89			90				LOOP 62 - PB6		
0010	59 + 5	RIGHT	41	PB5	0010	88 + 30			110				LOOP 21R - PB12		
0010	57 + 89	RIGHT	37	PB6	0010	88 + 30			85				LOOP 22R - PB12		
0010	83 + 34	LEFT	100	PB7	0010	76 + 91			105				LOOP 61R - PB19		
0010	83 + 31	LEFT	38	PB8	0010	76 + 91			80				LOOP 62R - PB19		
0010	83 + 31	LEFT	10	PB9	0010	66 + 23	to	64 113NB + 25	199				PB1 to Existing PB101		
0010	85 + 31	LEFT	15	PB10	0010	66 + 23	to	68 113NB + 23	201				PB2 to PB2		
0010	87 + 31	LEFT	15	PB11	0010	68 + 23	to	69 113NB + 63	141				PB2 to PB3		
0010	88 + 30	LEFT	24	PB12	0010	61 + 08	to	63 113NB + 12	205				PB4 to Existing PB104		
0010	83 + 25	RIGHT	42	PB13	0010	61 + 08	to	59 113NB + 05	203				PB4 to PB5		
0010	81 + 79	RIGHT	50	PB14	0010	59 + 05	to	57 113NB + 89	117				PB5 to PB6		
0010	81 + 63	LEFT	12	PB15	0010	83 + 34	to	83 113NB + 31	125				PB7 to PB8		
0010	81 + 69	LEFT	40	PB16	0010	83 + 31	to	83 113NB + 31	56				PB8 to PB9		
0010	79 + 54	LEFT	41	PB17	0010	83 + 31	to	83 113NB + 25	105				PB9 to PB13		
0010	77 + 82	LEFT	28	PB18	0010	81 + 79	to	81 113NB + 63	129				PB14 to PB15		
0010	76 + 91	LEFT	21	PB19	0010	81 + 63	to	81 113NB + 69	58				PB15 to PB16		
0010	81 + 71	LEFT	90	PB20	0010	81 + 69	to	81 113NB + 71	101				PB16 to PB20		
0010	62 + 97	LEFT	39	PB21	0010	83 + 31	to	85 113NB + 31	200				PB9 to PB10		
0010	83 + 13	LEFT	127	PB22	0010	85 + 31	to	87 113NB + 31	201				PB10 to PB11		
<b>Total</b>					<b>Total</b>					<b>692</b>					
<b>Signal Bases</b>					<b>Electrical Items</b>					<b>661.0201.01 Temporary Traffic Signals for Intersections (STH 113 &amp; CTH M) EACH</b>					
0010	63 + 6	RIGHT	37	654.0120 Concrete Bases	0010	650.8501.01 Construction staking Electrical Installations 5420-02-72 CTH M) EACH	1	115	1	1	1	1	1	11	Project
0010	83 + 36	LEFT	38	654.0102 Concrete Bases	0010	658.5070.01 Signal Mounting Hardware (STH 113 & River Road) EACH	1	115	1	1	1	1	1	11	Project
0010	83 + 34	RIGHT	48	654.0120 Concrete Bases	0010	658.5070.02 Signal Hardware (STH 113 & River Road) EACH	1	115	1	1	1	1	1	11	Project
0010	81 + 84	LEFT	11	654.0120 Concrete Bases	0010	658.5070.02 Signal Mounting Hardware (STH 113 & River Road) EACH	1	115	1	1	1	1	1	11	Project
0010	81 + 63	LEFT	93	654.0120 Concrete Bases	0010	658.5070.02 Signal Mounting Hardware (STH 113 & River Road) EACH	1	115	1	1	1	1	1	11	Project
0010	62 + 94	LEFT	39	654.0120 Concrete Bases	0010	658.5070.02 Signal Mounting Hardware (STH 113 & River Road) EACH	1	115	1	1	1	1	1	11	Project
0010	82 + 16	LEFT	105	654.0120 Concrete Bases	0010	658.5070.02 Signal Mounting Hardware (STH 113 & River Road) EACH	1	115	1	1	1	1	1	11	Project
<b>Total</b>					<b>Total</b>					<b>692</b>					
<b>654.0101 Concrete Bases</b>					<b>654.0120 Concrete Bases</b>					<b>661.0201.01 Temporary Traffic Signals for Intersections (STH 113 &amp; CTH M) EACH</b>					
0010	63 + 6	RIGHT	37	1	0010	63 + 6	RIGHT	37	1	0010	63 + 6	RIGHT	37	1	Project
0010	83 + 36	LEFT	38	1	0010	83 + 36	LEFT	38	1	0010	83 + 36	LEFT	38	1	Project
0010	83 + 34	RIGHT	48	1	0010	83 + 34	RIGHT	48	1	0010	83 + 34	RIGHT	48	1	Project
0010	81 + 84	LEFT	11	1	0010	81 + 84	LEFT	11	1	0010	81 + 84	LEFT	11	1	Project
0010	81 + 63	LEFT	93	1	0010	81 + 63	LEFT	93	1	0010	81 + 63	LEFT	93	1	Project
0010	62 + 94	LEFT	39	1	0010	62 + 94	LEFT	39	1	0010	62 + 94	LEFT	39	1	Project
0010	82 + 16	LEFT	105	1	0010	82 + 16	LEFT	105	1	0010	82 + 16	LEFT	105	1	Project
<b>Total</b>					<b>Total</b>					<b>692</b>					

Addendum No. 02  
 ID 5420-02-72  
 Revised Sheet 182  
 January 31, 2023

654.0217  
 Concrete Cabinet Base  
 10-Specialty-Special  
 1

Poles, Arms & Equipment

Category	Station	Dir	Location	657.0352 Poles Type 10 Spectral	657.0546 Monotube Arms Spectral	657.0815 Luminaire Arms Steel 15-FT	657.0820 Luminaire Arms Steel 10 Pole Clamp 15-FT	657.0100 Pedestal Bases	657.0255 Transformer Bases Breakaway 11 1/2 Inch 13"	657.0420 Traffic Signal Standard 13"	657.0305 Poles Type 2	657.0315 Poles Type 4	657.0585 Arms Trombone 15-FT	657.0709 Luminaire Arms Truss 4-Inch Clamp 12-FT	658.0173 Traffic Signal Face 45 12-Inch	658.0174 Traffic Signal Face 45 12-Inch	SPV.0060.xx Retroreflective Backplate 35	SPV.0060.xx Retroreflective Backplate 45	658.0500 Pedestrian Push Button	658.0416 Pedestrian Signal Face 16-Inch	659.1125 Luminaires Utility LED C	
0010	63 + 6	RIGHT	37																			
0010	83 + 36	LEFT	38																			
0010	83 + 84	RIGHT	18																			
0010	81 + 62	LEFT	11																			
0010	81 + 62	LEFT	91																			
0010	83 + 42	LEFT	96																			
0010	81 + 68	RIGHT	44																			
0010	62 + 94	LEFT	39																			
<b>Total</b>				<b>2</b>	<b>2</b>	<b>2</b>	<b>2</b>	<b>1</b>	<b>3</b>	<b>1</b>	<b>2</b>	<b>1</b>	<b>2</b>	<b>1</b>	<b>2</b>	<b>4</b>	<b>4</b>	<b>1</b>	<b>2</b>	<b>1</b>	<b>3</b>	

Addendum No. 02  
 ID 5420-02-72  
 Revised Sheet 183  
 January 31, 2023

Removals

Category	Station	Dir	Location	653.0900 Adjusting Pull Box	653.0905 Removing Pull Box	653.0905 Removing Concrete Bases	653.0905 Adjusting Concrete Bases	SPV.0060.xx Adjusting Concrete Bases	Description
0010	64 113NB + 25	LEFT	106	1					Existing PB101
0010	64 113NB + 28	LEFT	30	1					Existing PB102
0010	64 113NB + 16	RIGHT	38	1					Existing PB103
0010	63 113NB + 12	RIGHT	40	1					Existing PB104
0010	82 113NB + 56	LEFT	144	1					Existing PB110
0010	83 113NB + 7	LEFT	134	1					Existing PB111
0010	83 113NB + 37	LEFT	96		1				Existing PB112
0010	83 113NB + 35	LEFT	27		1				Existing PB113
0010	83 113NB + 20	RIGHT	43	1					Existing PB114
0010	82 113NB + 69	RIGHT	99	1					Existing PB115
0010	82 113NB + 72	RIGHT	84	1					Existing PB116
0010	82 113NB + 10	RIGHT	87	1					Existing PB117
0010	81 113NB + 80	RIGHT	46	1					Existing PB118
0010	81 113NB + 81	LEFT	22	1					Existing PB119
0010	81 113NB + 83	LEFT	93	1					Existing PB120
0010	62 113NB + 94	LEFT	41	1					Existing PB105
0010	62 113NB + 95	LEFT	37						Existing PB106
0010	63 113NB + 6	RIGHT	114				1		Existing SB100
0010	82 113NB + 44	LEFT	114				1		Existing SB101
0010	83 113NB + 9	LEFT	140				1		Existing SB102
0010	83 113NB + 44	LEFT	96				1		Existing SB103
0010	83 113NB + 15	LEFT	26				1		Existing SB104
0010	83 113NB + 17	RIGHT	43				1		Existing SB105
0010	82 113NB + 78	RIGHT	69				1		Existing SB106
0010	82 113NB + 4	RIGHT	74				1		Existing SB107
0010	81 113NB + 68	RIGHT	44				1		Existing SB108
0010	82 113NB + 6	LEFT	29				1		Existing SB109
0010	82 113NB + 10	LEFT	94				1		Existing SB110
0010	83 113NB + 7	LEFT	40				1		Existing SB99
0010	82 113NB + 20	LEFT	105				1		Existing SC2
<b>Total</b>				<b>11</b>	<b>6</b>	<b>7</b>	<b>6</b>	<b>6</b>	

STATE PROJECT NO: 5420-02-72

HWY: STH 113

COUNTY: DANE

MISCELLANEOUS QUANTITIES

SHEET NO: 183

E

FILE NAME:

PLOT DATE:

PLOT BY:

PLOT NAME:

ORG DATE:

ORIGINATOR: DIST

PLOT SCALE: 1:1





Proposal Schedule of Items

Proposal ID: 20230214009 Project(s): 5420-02-72

Federal ID(s): WISC 2023221

SECTION: 0001

Contract Items

Alt Set ID:

Alt Mbr ID:

Proposal Line Number	Item ID Description	Approximate Quantity and Units	Unit Price	Bid Amount
0002	203.0100 Removing Small Pipe Culverts	4.000 EACH	_____.	_____.
0004	203.0220 Removing Structure (structure) 01. B-13-233	1.000 EACH	_____.	_____.
0006	204.0100 Removing Concrete Pavement	100.000 SY	_____.	_____.
0008	204.0150 Removing Curb & Gutter	1,930.000 LF	_____.	_____.
0010	204.0165 Removing Guardrail	1,140.000 LF	_____.	_____.
0012	204.0195 Removing Concrete Bases	7.000 EACH	_____.	_____.
0014	204.0210 Removing Manholes	2.000 EACH	_____.	_____.
0016	204.0220 Removing Inlets	2.000 EACH	_____.	_____.
0018	204.0245 Removing Storm Sewer (size) 01. 18-Inch	782.000 LF	_____.	_____.
0020	204.9060.S Removing (item description) 01. Traffic Signals (STH 113 & CTH M)	1.000 EACH	_____.	_____.
0022	204.9060.S Removing (item description) 02. Traffic Signals (STH 113 & River Road)	1.000 EACH	_____.	_____.
0024	205.0100 Excavation Common	145,700.000 CY	_____.	_____.
0026	213.0100 Finishing Roadway (project) 01. 5420-02-72	1.000 EACH	_____.	_____.
0028	305.0110 Base Aggregate Dense 3/4-Inch	7,485.000 TON	_____.	_____.
0030	305.0120 Base Aggregate Dense 1 1/4-Inch	118,600.000 TON	_____.	_____.



Proposal Schedule of Items

Proposal ID: 20230214009 Project(s): 5420-02-72

Federal ID(s): WISC 2023221

SECTION: 0001

Contract Items

Alt Set ID:

Alt Mbr ID:

Proposal Line Number	Item ID Description	Approximate Quantity and Units	Unit Price	Bid Amount
0352	652.0225 Conduit Rigid Nonmetallic Schedule 40 2-Inch	3,722.000 LF	_____.	_____.
0354	652.0235 Conduit Rigid Nonmetallic Schedule 40 3-Inch	1,183.000 LF	_____.	_____.
0356	652.0325 Conduit Rigid Nonmetallic Schedule 80 2-Inch	391.000 LF	_____.	_____.
0358	652.0800 Conduit Loop Detector	692.000 LF	_____.	_____.
0360	653.0164 Pull Boxes Non-Conductive 24x42-Inch	44.000 EACH	_____.	_____.
0362	653.0900 Adjusting Pull Boxes	11.000 EACH	_____.	_____.
0364	653.0905 Removing Pull Boxes	6.000 EACH	_____.	_____.
0366	654.0101 Concrete Bases Type 1	1.000 EACH	_____.	_____.
0368	654.0102 Concrete Bases Type 2	3.000 EACH	_____.	_____.
0370	654.0105 Concrete Bases Type 5	14.000 EACH	_____.	_____.
0372	654.0120 Concrete Bases Type 10-Special	2.000 EACH	_____.	_____.
0374	654.0230 Concrete Control Cabinet Bases Type L30	1.000 EACH	_____.	_____.
0376	655.0210 Cable Traffic Signal 3-14 AWG	15.000 LF	_____.	_____.
0378	655.0230 Cable Traffic Signal 5-14 AWG	464.000 LF	_____.	_____.
0380	655.0240 Cable Traffic Signal 7-14 AWG	923.000 LF	_____.	_____.
0382	655.0250 Cable Traffic Signal 9-14 AWG	1,140.000 LF	_____.	_____.



Proposal Schedule of Items

Proposal ID: 20230214009 Project(s): 5420-02-72

Federal ID(s): WISC 2023221

SECTION: 0001

Contract Items

Alt Set ID:

Alt Mbr ID:

Proposal Line Number	Item ID Description	Approximate Quantity and Units	Unit Price	Bid Amount
0472	654.0217 Concrete Control Cabinet Bases Type 9 Special	1.000 EACH	_____.	_____.
	Section: 0001		Total:	_____.
			Total Bid:	_____.





# Wisconsin Department of Transportation

## Division of Transportation Systems Development

Bureau of Project Development  
4822 Madison Yards Way, 4<sup>th</sup> Floor South  
Madison, WI 53705

February 7, 2023

Telephone: (608) 266-1631  
Facsimile (FAX): (608) 266-8459

### NOTICE TO ALL CONTRACTORS:

**Proposal #09: 5420-02-72, WISC 2023221  
Madison – Lodi  
Knutson Drive to STH 19  
STH 113  
Dane County**

### Letting of February 14, 2023

This is Addendum No. 03, which provides for the following:

#### Special Provisions:

Revised Special Provisions	
Article No.	Description
8	Work by Others

#### Plan Sheets:

Revised Plan Sheets	
Plan Sheet	Plan Sheet Title (brief description of changes to sheet)
96	Include the removal of Existing Concrete Control Cabinet Base Type 9 – Special (Now includes utility layers)
99	Include location of New Concrete Control Cabinet Base Type 9 – Special (Now includes utility layers)
182	Misc Quantities – Updated Quantities to include Concrete Control Cabinet Base Type 9 - Special (Revised sheets to include note about additional quantities listed elsewhere and renaming incorrect bid items in tables)
183	Misc Quantities – Updated Quantities to include removal of Concrete Control Cabinet Base Type 9 (Revised sheets to include note about additional quantities listed elsewhere and renaming incorrect bid items in tables)
184	Misc Quantities – Updated the descriptions to follow the plan sheets. (Revised sheets to include note about additional quantities listed elsewhere and renaming incorrect bid items in tables)

<b>Added Plan Sheets</b>	
<b>Plan Sheet</b>	<b>Plan Sheet Title (brief description of why sheet was added)</b>
259A	Included plan sheet for SDD 09C06 for Concrete Control Cabinet Base, Type 9 Special

The responsibility for notifying potential subcontractors and suppliers of these changes remains with the prime contractor.

Sincerely,

*Mike Coleman*

Proposal Development Specialist  
Proposal Management Section

**ADDENDUM NO. 03**

**5420-02-72**

**February 7, 2023**

**Special Provisions**

**8. Work by Others.**

The solar powered flashing beacon assembly installed on the intersection warning signs along STH 113 at the Arboretum Drive/Bong Road intersection (approximately Station 402+00'RNB' and 418+00'RSB') will be removed by the department. Contact Jeff Holloway at (608) 246-3268, two weeks prior to sign removal to coordinate the removal of the solar powered flashing beacon assembly.

The traffic signal cabinet at the River Road intersection (approximately Station 82+40'SB', LT) will be removed, reinstalled, and wired by the department. Contact Ben Artin 3 days prior to work on signal cabinet base at (608) 516-7295.

**Plan Sheets**

The following 8½ x 11-inch sheets are attached and made part of the plans for this proposal:

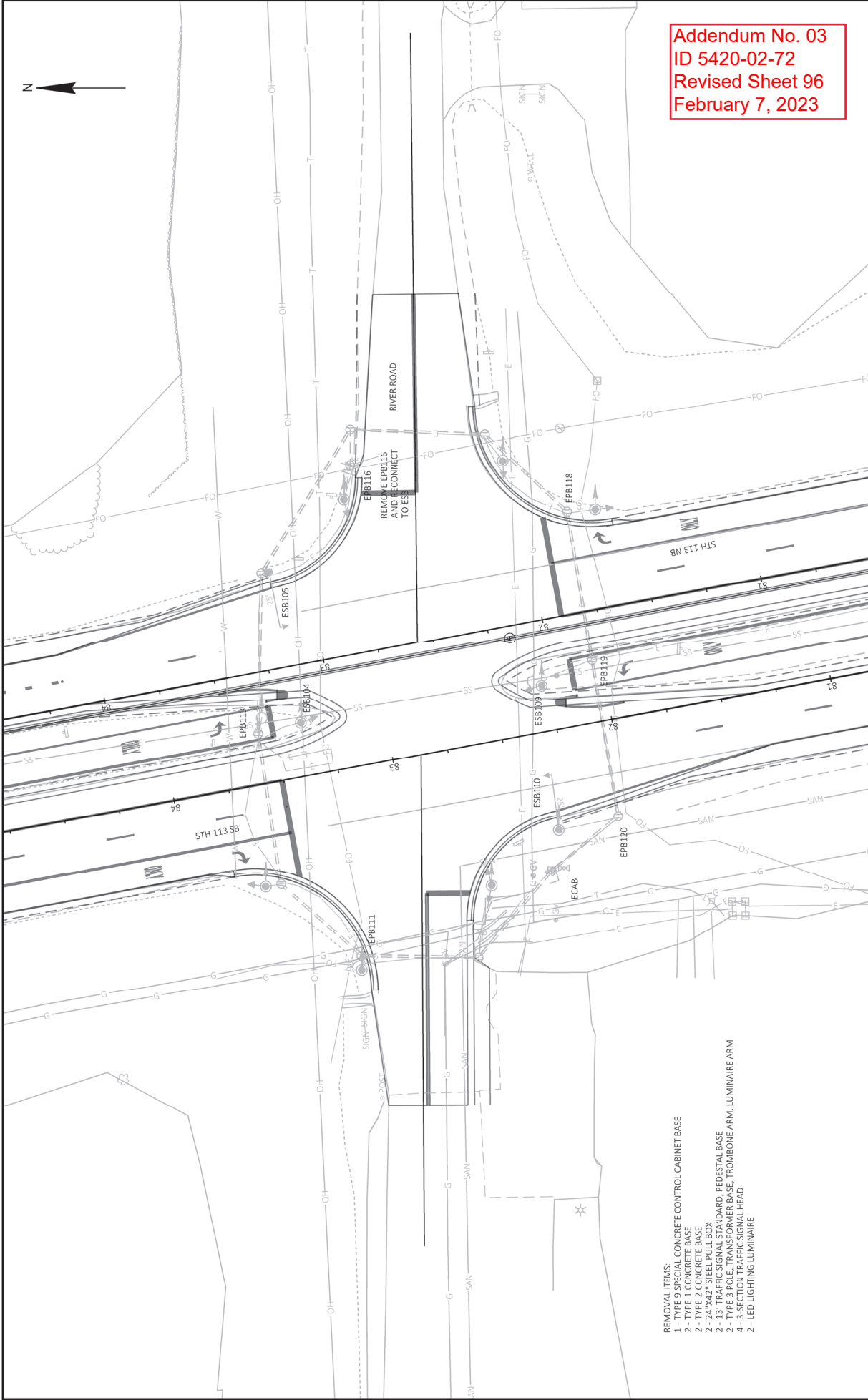
Revised: 96, 99, 182, 183, and 184.

Added: 259A

END OF ADDENDUM



Addendum No. 03  
 ID 5420-02-72  
 Revised Sheet 96  
 February 7, 2023



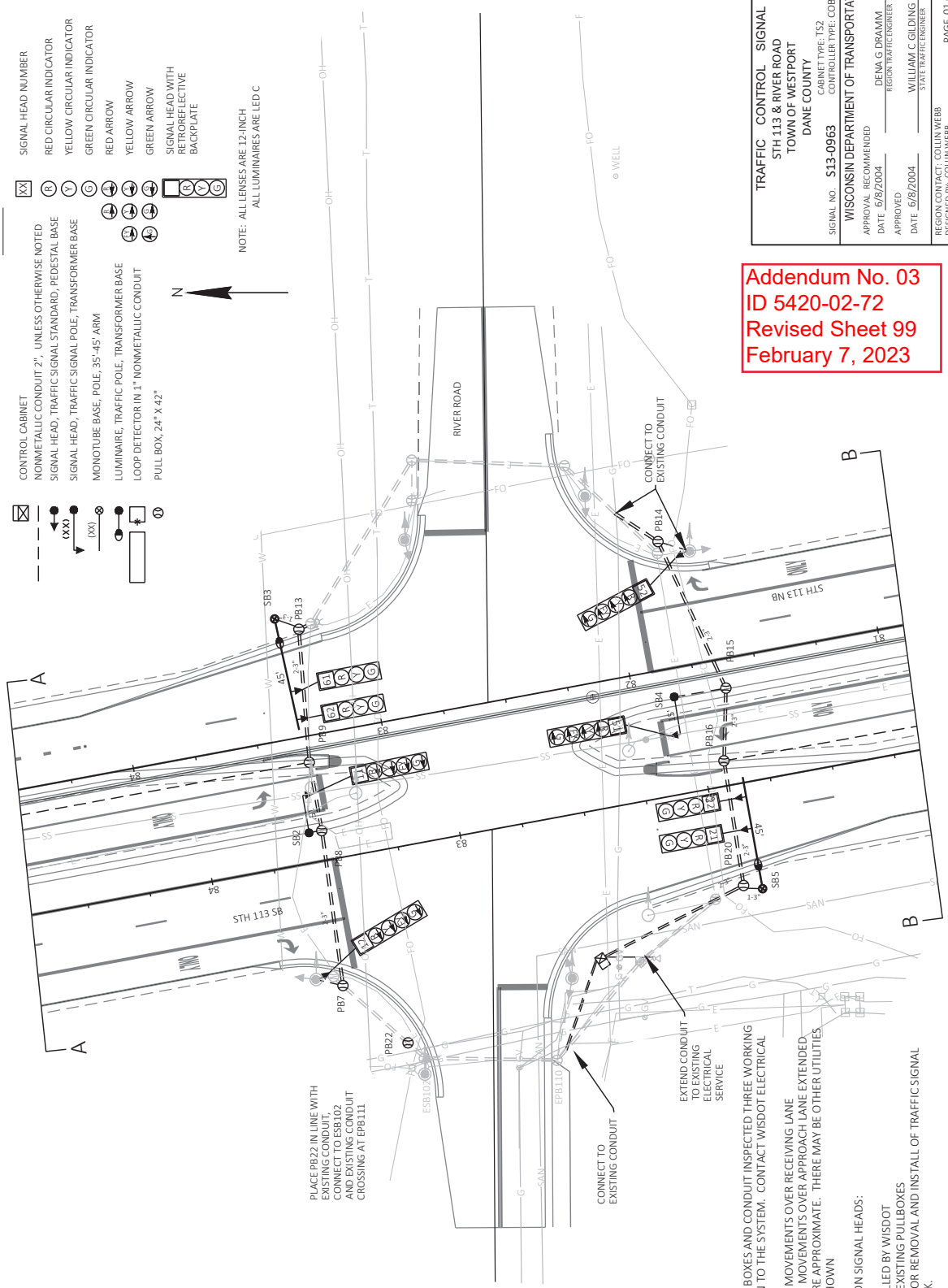
- REMOVAL ITEMS:
- 1 - 10" CONCRETE CONTROL CABINET BASE
  - 1 - TYPE 3 CONCRETE BASE
  - 2 - TYPE 2 CONCRETE BASE
  - 2 - 24"x42" STEEL PULL BOX
  - 2 - 13" TRAFFIC SIGNAL STANDARD PEDESTAL BASE
  - 2 - TYPE 3 PCLE TRANSFORMER BASE, TROMBONE ARM, LUMINAIRE ARM
  - 4 - 3-SECTION TRAFFIC SIGNAL HEAD
  - 2 - LED LIGHTING LUMINAIRE

PROJECT NO: 5420-02-72	HWY: STH 113	COUNTY: DANE	DATE: 2/7/2023 2:28 PM	PLOT BY: KAMMERZELL, CODY A	PLOT NAME: TRAFFIC SIGNAL REMOVAL PLAN - STH 113 & RIVER ROAD	PLOT SCALE: 1 IN=40 FT	SHEET 96
FILE NAME: \\USERS\DOTCAD\ESKTOP\024201_SP.MXD.DWG -AYOUT NAME: 024002-2r WISDOT\CAD\DOT SHEET 96							E

LEGEND

- ☒ CONTROL CABINET
- NONMETALLIC CONDUIT 2" UNLESS OTHERWISE NOTED
- SIGNAL HEAD, TRAFFIC SIGNAL STANDARD, PEDESTAL BASE
- SIGNAL HEAD, TRAFFIC SIGNAL POLE, TRANSFORMER BASE
- MONOTUBE BASE, POLE, 35'-45' ARM
- LUMINAIRE, TRAFFIC POLE, TRANSFORMER BASE
- LOOP DETECTOR IN 1" NONMETALLIC CONDUIT
- PULL BOX, 24" X 42"
- ☒ SIGNAL HEAD NUMBER
- RED CIRCULAR INDICATOR
- YELLOW CIRCULAR INDICATOR
- GREEN CIRCULAR INDICATOR
- RED ARROW
- YELLOW ARROW
- GREEN ARROW
- SIGNAL HEAD WITH RETROREFLECTIVE BACKPLATE

NOTE: ALL LENSES ARE 12-INCH ALL LUMINAIRES ARE LED C



**Addendum No. 03**  
**ID 5420-02-72**  
**Revised Sheet 99**  
**February 7, 2023**

- GENERAL NOTES:**
- 1) THE CONTRACTOR SHALL HAVE THE PULL BOXES AND CONDUIT INSPECTED THREE WORKING DAYS PRIOR TO PLACING SIGNAL CABLE IN TO THE SYSTEM. CONTACT WISDOT ELECTRICAL FIELD UNIT TO MAKE ARRANGEMENTS
  - 2) CENTER HEADS CONTROLLING THROUGH MOVEMENTS OVER RECEIVING LANE
  - 3) CENTER HEADS CONTROLLING LEFT TURN MOVEMENTS OVER APPROACH LANE EXTENDED. THE LOCATIONS OF EXISTING UTILITIES ARE APPROXIMATE. THERE MAY BE OTHER UTILITIES WITHIN THE PROJECT WHICH ARE NOT SHOWN
  - 4) ALL LUMINAIRES ARE LED C
  - 5) INSTALL RETROREFLECTIVE BACKPLATES ON SIGNAL HEADS: 11, 12, 21, 22, 51, 52, 61, 62
  - 6) NON-INTRUSIVE DETECTION TO BE INSTALLED BY WISDOT
  - 7) CAP ALL ABANDONED CONDUIT ENDS IN EXISTING PULLBOXES
  - 8) COORDINATE WITH STATE ELECTRICIAN FOR REMOVAL AND INSTALL OF TRAFFIC SIGNAL CABINET AT LEAST 3 DAYS PRIOR TO WORK.

TRAFFIC CONTROL SIGNAL STH 113 & RIVER ROAD TOWN OF WESTPORT DANE COUNTY	
SIGNAL NO. 513-0963	CABINET TYPE: TS2 CONTROLLER TYPE: COBALT
WISCONSIN DEPARTMENT OF TRANSPORTATION	
APPROVAL RECOMMENDED	DENA G DRAMM REGIONAL TRAFFIC ENGINEER
DATE 6/8/2004	APPROVED
DATE 6/8/2004	WILLIAM C GILDING STATE TRAFFIC ENGINEER
REGION CONTACT: COLUIN WEBB	DESIGNED BY: COLUIN WEBB
REVISIONS BY:	PAGE 01 OF 02



**Poles, Arms & Equipment**

Category	Station	Dir	Location	657.0352 Poles Type 10 Spectra1	657.0346 Monotube Arms 45-FT Spectra1	657.0815 Luminaire Arms 15-FT EACH	657.0820 Luminaire Arms Type 10 Clamp 15-FT EACH	657.0100 Pedestal Bases	657.0255 Transformer Bases Breakaway 11 1/2 Inch Boite Circle EACH	657.0420 Traffic Signal Standard 13" EACH	657.0905 Poles Type 2	657.0315 Poles Type 4	657.0885 Trombone Arms 15-FT	657.0709 Luminaire Arms Truss Member 4-Inch Clamp 12-FT EACH	658.0173 Traffic Signal Face 35 12-Inch EACH	658.0174 Traffic Signal Face 45 12-Inch EACH	SPV. 0060.01 Retroreflective Backplate 35 EACH	SPV. 0060.02 Retroreflective Backplate 45 EACH	658.0500 Pedestrian Button	658.0416 Pedestrian Signal Face 16-Inch EACH	659.1125 Luminaires Utility LED C EACH	DESC	
0010	63 + 6	RIGHT	37																				
0010	83 + 36	LEFT	38																				SB1
0010	83 + 34	RIGHT	38																				SB2
0010	81 + 84	LEFT	11																				SB3
0010	81 + 62	LEFT	91																				SB4
0010	83 + 42	LEFT	96																				SB5
0010	81 + 68	RIGHT	44																				Existing SB103
0010	62 + 94	LEFT	39																				Existing SB108
<b>Total</b>				<b>2</b>	<b>2</b>	<b>2</b>	<b>2</b>	<b>1</b>	<b>3</b>	<b>1</b>	<b>2</b>	<b>1</b>	<b>2</b>	<b>1</b>	<b>2</b>	<b>4</b>	<b>4</b>	<b>4</b>	<b>2</b>	<b>1</b>	<b>1</b>	<b>3</b>	

\* ADDITIONAL QUANTITIES LISTED ELSEWHERE

**Removals**

Category	Station	Dir	Location	653.0900 Adjusting Pull Box	653.0905 Removing Pull Box	204.0195 Concrete Bases	SPV. 0060.03 Adjusting Concrete Bases	Description
0010	64 113NB + 25	LEFT	106	1				Existing PB101
0010	64 113NB + 28	LEFT	30	1				Existing PB102
0010	64 113NB + 16	RIGHT	38	1				Existing PB103
0010	63 113NB + 12	RIGHT	40	1				Existing PB104
0010	82 113NB + 56	LEFT	144	1				Existing PB110
0010	83 113NB + 7	LEFT	134	1				Existing PB111
0010	83 113NB + 37	LEFT	96		1			Existing PB112
0010	83 113NB + 35	LEFT	27		1			Existing PB113
0010	83 113NB + 20	RIGHT	43	1				Existing PB114
0010	82 113NB + 69	RIGHT	99	1				Existing PB115
0010	82 113NB + 72	RIGHT	84		1			Existing PB116
0010	82 113NB + 10	RIGHT	87	1				Existing PB117
0010	81 113NB + 80	RIGHT	46		1			Existing PB118
0010	81 113NB + 81	LEFT	22		1			Existing PB119
0010	81 113NB + 83	LEFT	93	1				Existing PB120
0010	62 113NB + 94	LEFT	41		1			Existing PB105
0010	62 113NB + 95	LEFT	91	1				Existing PB106
0010	63 113NB + 6	RIGHT	37					Existing SB100
0010	82 113NB + 44	LEFT	114			1		Existing SB101
0010	83 113NB + 9	LEFT	140			1		Existing SB102
0010	83 113NB + 44	LEFT	96			1		Existing SB103
0010	83 113NB + 15	LEFT	26		1			Existing SB104
0010	83 113NB + 17	RIGHT	43		1			Existing SB105
0010	82 113NB + 78	RIGHT	69		1			Existing SB106
0010	82 113NB + 4	RIGHT	74		1			Existing SB107
0010	81 113NB + 68	RIGHT	44		1			Existing SB108
0010	82 113NB + 6	LEFT	29		1			Existing SB109
0010	82 113NB + 10	LEFT	94		1			Existing SB110
0010	63 113NB + 7	LEFT	40		1			Existing SB99
0010	82 113NB + 20	LEFT	105		1			Existing SC2
<b>Total</b>				<b>11</b>	<b>6</b>	<b>7</b>	<b>6</b>	

Addendum No. 03  
ID 5420-02-72  
Revised Sheet 183  
February 7, 2023

Addendum No. 03  
ID 5420-02-72  
Revised Sheet 184  
February 7, 2023

Category	Station	to Station	655.0210 Cable Traffic Signal 3-14 AWG LF	655.0230 Cable Traffic Signal 5-14 AWG LF	655.0240 Cable Traffic Signal 7-14 AWG LF	655.0250 Cable Traffic Signal 9-14 AWG LF	655.0260 Cable Traffic Signal 12-14 AWG LF	655.0305 Cable Type UF 2-12 AWG Grounded LF	655.0515 Electrical Wire Traffic Signals 10 AWG LF	655.0610 Electrical Wire Traffic Lighting 12 AWG LF	655.0700 Loop Detector Lead in Cable LF	655.0800 Loop Detector Wire LF	Description
0010	069 113NB + 63												LOOP 21
0010	069 113NB + 63												LOOP 22
0010	057 113NB + 89												LOOP 61
0010	057 113NB + 89												LOOP 62
0010	088 113NB + 30												LOOP 21R
0010	088 113NB + 30												LOOP 22R
0010	076 113NB + 91												LOOP 61R
0010	076 113NB + 91												LOOP 62R
0010	63 113NB + 6		15										SB1 - Up Pole
0010	83 113NB + 36		42										SB2 - Up Pole
0010	83 113NB + 34		134										SB3 - Up Pole
0010	81 113NB + 84		42										SB4 - Up Pole
0010	81 113NB + 63		134										SB5 - Up Pole
0010	81 113NB + 44		18										Existing SB103 - Up Pole
0010	81 113NB + 68		18										Existing SB108 - Up Pole
0010	62 113NB + 94		36										SB6 - Up Pole
0010	064 113NB + 34	to 063 113NB + 6				323				150			Existing SCL to SB1
0010	064 113NB + 34	to 062 113NB + 94											Existing SCL to SB6
0010	082 113NB + 16	to 083 113NB + 36			267		241						SC1 to SB2
0010	082 113NB + 16	to 083 113NB + 34			359								SC2 to SB3
0010	082 113NB + 16	to 081 113NB + 83			205								SC2 to SB4
0010	082 113NB + 16	to 081 113NB + 63			92								SC2 to SB5
0010	064 113NB + 34	to 063 113NB + 6						323					Existing SCL to SB1
0010	064 113NB + 34	to 062 113NB + 94						359					SC2 to SB3
0010	082 113NB + 16	to 081 113NB + 83						92					SC2 to SB5
0010	064 113NB + 34	to 063 113NB + 6											Existing SCL to SB1
0010	064 113NB + 34	to 062 113NB + 94											Existing SCL to SB6
0010	064 113NB + 34	to 069 113NB + 63											Existing SCL to SB3
0010	064 113NB + 34	to 057 113NB + 89											Existing SCL to SB6
0010	064 113NB + 34	to 057 113NB + 89											Existing SCL to SB3
0010	082 113NB + 16	to 088 113NB + 30											Existing SCL to SB6
0010	082 113NB + 16	to 088 113NB + 30											SC2 to PB12
0010	082 113NB + 16	to 076 113NB + 91											SC2 to PB19
0010	063 113NB + 12	to 063 113NB + 6											SC2 to PB19
0010	082 113NB + 16	to 083 113NB + 36							21				Existing PB104 to SB1
0010	083 113NB + 36	to 083 113NB + 34							411				SC2 to SB2
0010	083 113NB + 34	to 081 113NB + 79							135				Grounding Conductor
0010	081 113NB + 79	to 081 113NB + 84							450				Grounding Conductor
0010	081 113NB + 84	to 081 113NB + 63							111				Grounding Conductor
0010	081 113NB + 63	to 082 113NB + 16							149				Grounding Conductor
0010	064 113NB + 34	to 062 113NB + 94							92				Grounding Conductor
0010	082 113NB + 16	to 083 113NB + 36							241				Grounding Conductor
0010	082 113NB + 16	to 083 113NB + 44											Existing SCL to SB6
0010	082 113NB + 16	to 083 113NB + 78			485								SC2 to Existing SB103
0010	082 113NB + 16	to 082 113NB + 4			332								SC2 to Existing SB106
0010	082 113NB + 16	to 081 113NB + 68											SC2 to Existing SB107
0010	081 113NB + 63	to 082 113NB + 4					276						SC2 to Existing SB108
0010	081 113NB + 63	to 082 113NB + 4											SB5 to Existing SB107
<b>Total</b>			<b>15</b>	<b>464</b>	<b>923</b>	<b>1140</b>	<b>712</b>	<b>1050</b>	<b>1610</b>	<b>468</b>	<b>6456</b>	<b>2848</b>	

\* ADDITIONAL QUANTITIES LISTED ELSEWHERE

STATE PROJECT NO: 5420-02-72

HWY: STH 113

COUNTY: DANE

MISCELLANEOUS QUANTITIES

SHEET NO: 184

E

FILE NAME:

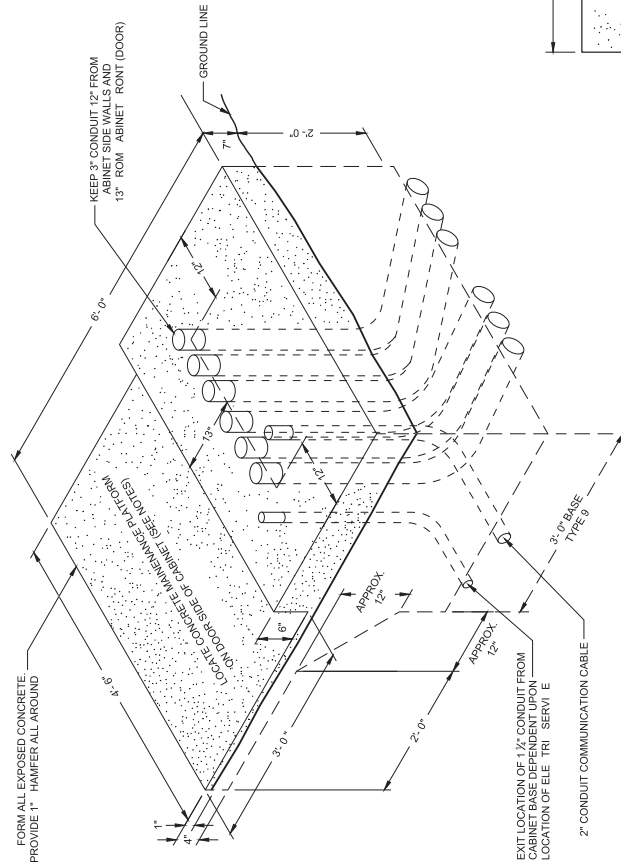
PLOT DATE:

PLOT NAME:

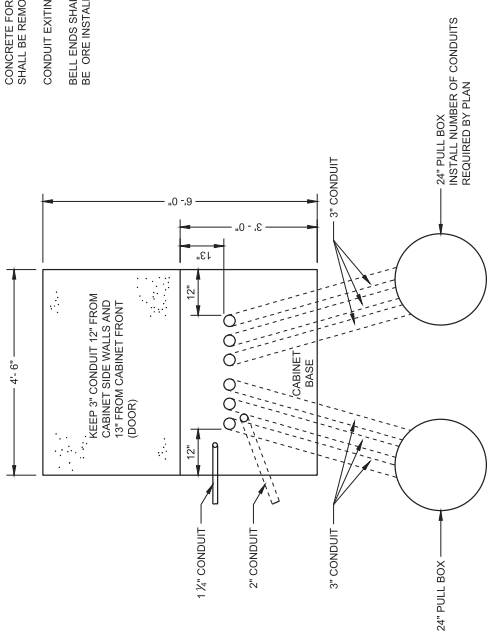
ORIG DATE:

PLOT SCALE: 1:1





ISOMETRIC VIEW  
TYPE 9 SPECIAL  
( C.Y. CONCRETE = APPROX. 1.56 )



PLAN VIEW  
CONCRETE CONTROL CABINET BASE,  
TYPE 9 SPECIAL

Addendum No. 03  
ID 5420-02-72  
Added Sheet 259A  
February 7, 2023

**GENERAL NOTES**

- DETAILS OF CONSTRUCTION MATERIALS AND WORKMANSHIP NOT SHOWN ON THIS DRAWING SHALL CONFORM TO THE PERTINENT REQUIREMENTS OF THE "CONTRACT"
- INSTALL FOUR (4) INCH MINIMUM DIAMETER X 4 INCH MINIMUM LENGTH STAINLESS STEEL APPROVED ANCHORS (SEE NOTES) INTO THE CONCRETE. THE ANCHORS SHALL BE LOCATED AS DIRECTED BY THE ENGINEER TO PROPERLY ANCHOR THE CONTROL CABINET TO THE BASE.
- WHEN REQUIRED TO CONNECT NON-METALLIC CONDUIT TO METALLIC CONDUIT, ONLY ADAPTER TYPES LISTED ON ATTACHED SHEET SHALL BE USED.
- CONDUIT HEIGHT ABOVE THE CONCRETE BASE SHALL BE 1 INCH.
- DEPTH OF CONDUIT INSTALLED BELOW THE TRAVELED WAY SHALL BE 24 INCHES MINIMUM AND 36 INCHES MAXIMUM.
- DEPTH OF CONDUIT INSTALLED THAT IS NOT BELOW THE TRAVELED WAY SHALL BE 18 INCHES MINIMUM AND 36 INCHES MAXIMUM.
- ANY EXCEPTION TO THE MAXIMUM DEPTH SHALL BE ONLY WITH THE WRITTEN APPROVAL OF THE ENGINEER.
- CONTROL CABINET BASE TOP SURFACE SHALL BE TROWEL FINISHED SMOOTH AND LEVEL.
- MAINTENANCE PLATFORM SHALL BE FLOAT OR BROOM FINISHED AND LEVEL.
- MAINTENANCE PLATFORMS ARE NOT REQUIRED WHEN THE SURROUNDING AREA IS PAVED.
- MINIMUM BENDING RADIUS OF CONDUIT EQUALS 6 TIMES THE DIAMETER.
- ALL METALLIC CONDUIT ENDS SHALL BE REAMED AND THREADED.
- CAP ALL BELOW GRADE METALLIC CONDUIT ENDS IN WHICH WIRE OR CABLE IS NOT BEING INSTALLED.
- PLUG ALL BELOW GRADE NON-METALLIC CONDUIT ENDS IN WHICH WIRE OR CABLE IS NOT BEING INSTALLED.
- ALL CONDUIT ENDS AT THE TOP OF CONCRETE BASES SHALL BE CAPPED IF METALLIC OR PLUGGED IF NON-METALLIC IMMEDIATELY AFTER PLACEMENT AND BEFORE CONCRETE IS POURED. CONDUITS IN WHICH WIRE OR CABLE IS NOT BEING INSTALLED SHALL REMAIN OPEN AND UNPLUGGED.
- CONCRETE FORM DEPTH BELOW FINISHED GRADE SHALL BE 6 INCHES MAXIMUM. CONCRETE FORMS SHALL BE REMOVED AFTER CONCRETE HAS SET.
- CONDUIT EXITING THE CONCRETE BASE (SEE LIST) SHALL TERMINATE IN PULL BOXES AS SHOWN ON THE PLANS.
- BELL ENDS SHALL BE INSTALLED ON ALL PVC CONDUIT EXPOSED AT THE TOP OF THE CONCRETE BASE BEFORE INSTALLATION OF WIRE OR CABLE.

<b>CONCRETE CONTROL CABINET BASE TYPE 9, SPECIAL</b>
STATE OF WISCONSIN DEPARTMENT OF TRANSPORTATION
APPROVED September 2014 DATE /S/ Ahmad Darwish STATE ELECTRICAL ENGINEER

