

# HIGHWAY WORK PROPOSAL

Wisconsin Department of Transportation  
DT1502 01/2020 s.66.0901(7) Wis. Stats

Proposal Number: **008**

<u>COUNTY</u>	<u>STATE PROJECT</u>	<u>FEDERAL</u>	<u>PROJECT DESCRIPTION</u>	<u>HIGHWAY</u>
Waukesha	1090-09-76	WISC 2024113	IH 43 Rock Freeway; STH 164 to Moorland Rd	IH 043

## ADDENDUM REQUIRED ATTACHED AT BACK

This proposal, submitted by the undersigned bidder to the Wisconsin Department of Transportation, is in accordance with the advertised request for proposals. The bidder is to furnish and deliver all materials, and to perform all work for the improvement of the designated project in the time specified, in accordance with the appended Proposal Requirements and Conditions.

Proposal Guaranty Required: \$610,000.00 Payable to: Wisconsin Department of Transportation	Attach Proposal Guaranty on back of this PAGE.
Bid Submittal Date: January 9, 2024 Time (Local Time): 11:00 am	Firm Name, Address, City, State, Zip Code
Contract Completion Time November 01, 2024	<b>SAMPLE NOT FOR BIDDING PURPOSES</b>  This contract is exempt from federal oversight.
Assigned Disadvantaged Business Enterprise Goal 11%	

This certifies that the undersigned bidder, duly sworn, is an authorized representative of the firm named above; that the bidder has examined and carefully prepared the bid from the plans, Highway Work Proposal, and all addenda, and has checked the same in detail before submitting this proposal or bid; and that the bidder or agents, officer, or employees have not, either directly or indirectly, entered into any agreement, participated in any collusion, or otherwise taken any action in restraint of free competitive bidding in connection with this proposal bid.

**Do not sign, notarize, or submit this Highway Work Proposal when submitting an electronic bid on the Internet.**

Subscribed and sworn to before me this date \_\_\_\_\_

\_\_\_\_\_  
(Signature, Notary Public, State of Wisconsin)

\_\_\_\_\_  
(Bidder Signature)

\_\_\_\_\_  
(Print or Type Name, Notary Public, State Wisconsin)

\_\_\_\_\_  
(Print or Type Bidder Name)

\_\_\_\_\_  
(Date Commission Expires)

\_\_\_\_\_  
(Bidder Title)

Notary Seal

<b>Type of Work:</b> Mill, Grade, Culvert Pipe, Base, Concrete Pavement, Asphalt Pavement, Curb & Gutter, Sidewalk, Beam Guard, Signals, FTMS, Pavement Marking, Structures B-67-114, 116, 117, C-67-12, 24, R-67-80, & 87.	<b>For Department Use Only</b>
Notice of Award Dated	Date Guaranty Returned

**PLEASE ATTACH  
PROPOSAL GUARANTY HERE**

## PROPOSAL REQUIREMENTS AND CONDITIONS

The bidder, signing and submitting this proposal, agrees and declares as a condition thereof, to be bound by the following conditions and requirements.

If the bidder has a corporate relationship with the proposal design engineering company, the bidder declares that it did not obtain any facts, data, or other information related to this proposal from the design engineering company that was not available to all bidders.

The bidder declares that they have carefully examined the site of, and the proposal, plans, specifications and contract forms for the work contemplated, and it is assumed that the bidder has investigated and is satisfied as to the conditions to be encountered, as to the character, quality, and quantities of work to be performed and materials to be furnished, and as to the requirements of the specifications, special provisions and contract. It is mutually agreed that submission of a proposal shall be considered conclusive evidence that the bidder has made such examination.

The bidder submits herewith a proposal guaranty in proper form and amount payable to the party as designated in the advertisement inviting proposals, to be retained by and become the property of the owner of the work in the event the undersigned shall fail to execute the contract and contract bond and return the same to the office of the engineer within fourteen (14) days after having been notified in writing to do so; otherwise to be returned.

The bidder declares that they understand that the estimate of quantities in the attached schedule is approximate only and that the attached quantities may be greater or less in accordance with the specifications.

The bidder agrees to perform the said work, for and in consideration of the payment of the amount becoming due on account of work performed, according to the unit prices bid in the following schedule, and to accept such amounts in full payment of said work.

The bidder declares that all of the said work will be performed at their own proper cost and expense, that they will furnish all necessary materials, labor, tools, machinery, apparatus, and other means of construction in the manner provided in the applicable specifications and the approved plans for the work together with all standard and special designs that may be designed on such plans, and the special provisions in the contract of which this proposal will become a part, if and when accepted. The bidder further agrees that the applicable specifications and all plans and working drawings are made a part hereof, as fully and completely as if attached hereto.

The bidder, if awarded the contract, agrees to begin the work not later than ten (10) days after the date of written notification from the engineer to do so, unless otherwise stipulated in the special provisions.

The bidder declares that if they are awarded the contract, they will execute the contract agreement and begin and complete the work within the time named herein, and they will file a good and sufficient surety bond for the amount of the contract for performance and also for the full amount of the contract for payment.

The bidder, if awarded the contract, shall pay all claims as required by Section 779.14, Statutes of Wisconsin, and shall be subject to and discharge all liabilities for injuries pursuant to Chapter 102 of the Statutes of Wisconsin, and all acts amendatory thereto. They shall further be responsible for any damages to property or injury to persons occurring through their own negligence or that of their employees or agents, incident to the performance of work under this contract, pursuant to the Standard Specifications for Road and Bridge Construction applicable to this contract.

In connection with the performance of work under this contract, the contractor agrees to comply with all applicable state and federal statutes relating to non-discrimination in employment. No otherwise qualified person shall be excluded from employment or otherwise be subject to discrimination in employment in any manner on the basis of age, race, religion, color, gender, national origin or ancestry, disability, arrest or conviction record (in keeping with s.111.32), sexual orientation, marital status, membership in the military reserve, honesty testing, genetic testing, and outside use of lawful products. This provision shall include, but not be limited to the following: employment, upgrading, demotion or transfer; recruitment or recruitment advertising; layoff or termination; rates of pay or other forms of compensation, and selection for training, including apprenticeship. The contractor further agrees to ensure equal opportunity in employment to all applicants and employees and to take affirmative action to attain a representative workforce.

The contractor agrees to post notices and posters setting forth the provisions of the nondiscrimination clause, in a conspicuous and easily accessible place, available for employees and applicants for employment.

If a state public official (section 19.42, Stats.) or an organization in which a state public official holds at least a 10% interest is a party to this agreement, this contract is voidable by the state unless appropriate disclosure is made to the State of Wisconsin Ethics Board.



## BID PREPARATION

### Preparing the Proposal Schedule of Items

#### A. General

- (1) Obtain bidding proposals as specified in section 102 of the standard specifications prior to 11:45 AM of the last business day preceding the letting. Submit bidding proposals using one of the following methods:
  1. Electronic bid on the internet.
  2. Electronic bid on a printout with accompanying diskette or CD ROM.
  3. Paper bid under a waiver of the electronic submittal requirements.
- (2) Bids submitted on a printout with accompanying diskette or CD ROM or paper bids submitted under a waiver of the electronic submittal requirements govern over bids submitted on the internet.
- (3) The department will provide bidding information through the department's web site at:

<https://wisconsin.gov/Pages/doing-bus/contractors/hcci/bid-let.aspx>

The contractor is responsible for reviewing this web site for general notices as well as information regarding proposals in each letting. The department will also post special notices of all addenda to each proposal through this web site no later than 4:00 PM local time on the Thursday before the letting. Check the department's web site after 5:00 PM local time on the Thursday before the letting to ensure all addenda have been accounted for before preparing the bid. When bidding using methods 1 and 2 above, check the Bid Express™ on-line bidding exchange at <http://www.bidx.com/> after 5:00 PM local time on the Thursday before the letting to ensure that the latest schedule of items Expedite file (\*.ebs or \*.00x) is used to submit the final bid.

- (4) Interested parties can subscribe to the Bid Express™ on-line bidding exchange by following the instructions provided at the [www.bidx.com](http://www.bidx.com) web site or by contacting:

Info Tech Inc.  
5700 SW 34th Street, Suite 1235  
Gainesville, FL 32608-5371  
email: <mailto:customer.support@bidx.com>

- (5) The department will address equipment and process failures, if the bidder can demonstrate that those failures were beyond their control.
- (6) Contractors are responsible for checking on the issuance of addenda and for obtaining the addenda. Notice of issuance of addenda is posted on the department's web site at:

<https://wisconsin.gov/Pages/doing-bus/contractors/hcci/bid-let.aspx>

or by calling the department at (608) 266-1631. Addenda can ONLY be obtained from the department's web site listed above or by picking up the addenda at the Bureau of Highway Construction, 4th floor, 4822 Madison Yards Way, Madison, WI, during regular business hours.

- (7) Addenda posted after 5:00 PM on the Thursday before the letting will be emailed to the eligible bidders for that proposal. All eligible bidders shall acknowledge receipt of the addenda whether they are bidding on the proposal or not. Not acknowledging receipt may jeopardize the awarding of the project.

## B. Submitting Electronic Bids

### B.1 On the Internet

- (1) Do the following before submitting the bid:
  4. Have a properly executed annual bid bond on file with the department.
  5. Have a digital ID on file with and enabled by Info Tech Inc. Using this digital ID will constitute the bidder's signature for proper execution of the bidding proposal.
- (2) In lieu of preparing, delivering, and submitting the proposal as specified in 102.6 and 102.9 of the standard specifications, submit the proposal on the internet as follows:
  1. Download the latest schedule of items reflecting all addenda from the Bid Express™ web site.
  2. Use Expedite™ software to enter a unit price for every item in the schedule of items.
  3. Submit the bid according to the requirements of Expedite™ software and the Bid Express™ web site. Do not submit a bid on a printout with accompanying diskette or CD ROM or a paper bid. If the bidder does submit a bid on a printout with accompanying diskette or a paper bid in addition to the internet submittal, the department will disregard the internet bid.
  4. Submit the bid before the hour and date the Notice to Contractors designates.
  5. Do not sign, notarize, and return the bidding proposal described in 102.2 of the standard specifications.
- (3) The department will not consider the bid accepted until the hour and date the Notice to Contractors designates.

### B.2 On a Printout with Accompanying Diskette or CD ROM

- (1) Download the latest schedule of items from the Wisconsin pages of the Bid Express web site reflecting the latest addenda posted on the department's web site at:  
<https://wisconsin.gov/Pages/doing-bus/contractors/hcci/bid-let.aspx>  
 Use Expedite™ software to prepare and print the schedule of items. Provide a valid amount for all price fields. Follow instructions and review the help screens provided on the Bid Express™ web site to assure that the schedule of items is prepared properly.

- (2) Staple an 8 1/2 by 11 inch printout of the Expedite™ generated schedule of items to the other proposal documents submitted to the department as a part of the bidder's sealed bid. As a separate submittal, not in the sealed bid envelope but due at the same time and place as the sealed bid, also provide the Expedite™ generated schedule of items on a 3 1/2 inch computer diskette or CD ROM. Label each diskette or CD ROM with the bidder's name, the 4 character department-assigned bidder identification code from the top of the bidding proposal, and a list of the proposal numbers included on that diskette or CD ROM as indicated in the following example:

**Bidder Name**

**BN00**

**Proposals: 1, 12, 14, & 22**

- (3) If bidding on more than one proposal in the letting, the bidder may include all proposals for that letting on one diskette or CD ROM. Include only submitted proposals with no incomplete or other files on the diskette or CD ROM.
- (4) The bidder-submitted printout of the Expedite™ generated schedule of items is the governing contract document and must conform to the requirements of section 102 of the standard specifications. If a printout needs to be altered, cross out the printed information with ink or typewriter and enter the new information and initial it in ink. If there is a discrepancy between the printout and the diskette or CD ROM, the department will analyze the bid using the printout information.

- (5) In addition to the reasons specified in section 102 of the standard specifications, proposals are irregular and the department may reject them for one or more of the following:
1. The check code printed on the bottom of the printout of the Expedite™ generated schedule of items is not the same on each page.
  2. The check code printed on the printout of the Expedite™ generated schedule of items is not the same as the check code for that proposal provided on the diskette or CD ROM.
  3. The diskette or CD ROM is not submitted at the time and place the department designates.

**B Waiver of Electronic Submittal**

- (1) The bidder may request a waiver of the electronic submittal requirements. Submit a written request for a waiver in lieu of bids submitted on the internet or on a printout with accompanying diskette or CD ROM. Use the waiver that was included with the paper bid document sent to the bidder or type up a waiver on the bidder's letterhead. The department will waive the electronic submittal requirements for a bidding entity (individual, partnership, joint venture, corporation, or limited liability company) for up to 4 individual proposals in a calendar year. The department may allow additional waivers for equipment malfunctions.
- (2) Submit a schedule of items on paper conforming to section 102 of the standard specifications. The department charges the bidder a \$75 administrative fee per proposal, payable at the time and place the department designates for receiving bids, to cover the costs of data entry. The department will accept a check or money order payable to: "Wisconsin, Dept. of Transportation."
- (3) In addition to the reasons specified in section 102 of the standard specifications, proposals are irregular and the department may reject them for one or more of the following:
  1. The bidder fails to provide the written request for waiver of the electronic submittal requirements.
  2. The bidder fails to pay the \$75 administrative fee before the time the department designates for the opening of bids unless the bidder requests on the waiver that they be billed for the \$75.
  3. The bidder exceeds 4 waivers of electronic submittal requirements within a calendar year.
- (4) In addition to the reasons specified in section 102 of the standard specifications, the department may refuse to issue bidding proposals for future contracts to a bidding entity that owes the department administrative fees for a waiver of electronic submittal requirements.

**PROPOSAL BID BOND**

DT1303 1/2006

Wisconsin Department of Transportation

Proposal Number	Project Number	Letting Date
Name of Principal		
Name of Surety	State in Which Surety is Organized	

We, the above-named Principal and the above-named Surety, are held and firmly bound unto the State of Wisconsin in the sum equal to the Proposal Guaranty for the total bid submitted for the payment to be made; we jointly and severally bind ourselves, our heirs, executors, administrators, successors and assigns. The condition of this obligation is that the Principal has submitted a bid proposal to the State of Wisconsin acting through the Department of Transportation for the improvement designated by the Proposal Number and Letting Date indicated above.

If the Principal is awarded the contract and, within the time and manner required by law after the prescribed forms are presented for signature, enters into a written contract in accordance with the bid, and files the bond with the Department of Transportation to guarantee faithful performance and payment for labor and materials, as required by law, or if the Department of Transportation shall reject all bids for the work described, then this obligation shall be null and void; otherwise, it shall be and remain in full force and effect. In the event of failure of the Principal to enter into the contract or give the specified bond, the Principal shall pay to the Department of Transportation **within 10 business days of demand** a total equal to the Proposal Guaranty as liquidated damages; the liability of the Surety continues for the full amount of the obligation as stated until the obligation is paid in full.

The Surety, for value received, agrees that the obligations of it and its bond shall not be impaired or affected by any extension of time within which the Department of Transportation may accept the bid; and the Surety does waive notice of any such extension.

IN WITNESS, the Principal and Surety have agreed and have signed by their proper officers and have caused their corporate seals to be affixed this date: **(DATE MUST BE ENTERED)**

**PRINCIPAL**

\_\_\_\_\_  
(Company Name) **(Affix Corporate Seal)**

\_\_\_\_\_  
(Signature and Title)

\_\_\_\_\_  
(Company Name)

\_\_\_\_\_  
(Signature and Title)

\_\_\_\_\_  
(Company Name)

\_\_\_\_\_  
(Signature and Title)

\_\_\_\_\_  
(Company Name)

\_\_\_\_\_  
(Signature and Title)

\_\_\_\_\_  
(Name of Surety) **(Affix Seal)**

\_\_\_\_\_  
(Signature of Attorney-in-Fact)

**NOTARY FOR PRINCIPAL**

\_\_\_\_\_  
(Date)

State of Wisconsin )  
) ss.  
\_\_\_\_\_ County )

On the above date, this instrument was acknowledged before me by the named person(s).

\_\_\_\_\_  
(Signature, Notary Public, State of Wisconsin)

\_\_\_\_\_  
(Print or Type Name, Notary Public, State of Wisconsin)

\_\_\_\_\_  
(Date Commission Expires)

**Notary Seal**

**NOTARY FOR SURETY**

\_\_\_\_\_  
(Date)

State of Wisconsin )  
) ss.  
\_\_\_\_\_ County )

On the above date, this instrument was acknowledged before me by the named person(s).

\_\_\_\_\_  
(Signature, Notary Public, State of Wisconsin)

\_\_\_\_\_  
(Print or Type Name, Notary Public, State of Wisconsin)

\_\_\_\_\_  
(Date Commission Expires)

**Notary Seal**

**IMPORTANT: A certified copy of Power of Attorney of the signatory agent must be attached to the bid bond.**

# CERTIFICATE OF ANNUAL BID BOND

DT1305 8/2003

Wisconsin Department of Transportation

Time Period Valid (From/To)
Name of Surety
Name of Contractor
Certificate Holder Wisconsin Department of Transportation

This is to certify that an annual bid bond issued by the above-named Surety is currently on file with the Wisconsin Department of Transportation.

This certificate is issued as a matter of information and conveys no rights upon the certificate holder and does not amend, extend or alter the coverage of the annual bid bond.

**Cancellation:** Should the above policy be cancelled before the expiration date, the issuing surety will give thirty (30) days written notice to the certificate holder indicated above.

\_\_\_\_\_  
(Signature of Authorized Contractor Representative)

\_\_\_\_\_  
(Date)



## **CERTIFICATION REGARDING DEBARMENT, SUSPENSION, AND OTHER RESPONSIBILITY MATTERS - PRIMARY COVERED TRANSACTIONS**

### Instructions for Certification

1. By signing and submitting this proposal, the prospective contractor is providing the certification set out below.
2. The inability of a person to provide the certification required below will not necessarily result in denial of participation in this covered transaction. The prospective contractor shall submit an explanation of why it cannot provide the certification set out below. The certification or explanation will be considered in connection with the department or agency's determination whether to enter into this transaction. However, failure of the prospective contractor to furnish a certification or an explanation shall disqualify such person from participation in this transaction.
3. The certification in this clause is a material representation of fact upon which reliance was placed when the department determined to enter into this transaction. If it is later determined that the contractor knowingly rendered an erroneous certification in addition to other remedies available to the Federal Government the department may terminate this transaction for cause or default.
4. The prospective contractor shall provide immediate written notice to the department to whom this proposal is submitted if at any time the prospective contractor learns that its certification was erroneous when submitted or has become erroneous by reason of changed circumstances.
5. The terms "covered transaction," "debarred," "suspended," "ineligible," "lower tier covered transaction," "participant," "person," "primary covered transaction," "principal," "proposal," and "voluntarily excluded," as used in this clause, have the meanings set out in the Definitions and Coverage sections of the rules implementing Executive Order 12549. You may contact the department to which this proposal is being submitted for assistance in obtaining a copy of those regulations.
6. The prospective contractor agrees by submitting this proposal that, should this contract be entered into, it shall not knowingly enter into any lower tier covered transaction with a person who is debarred, suspended, declared ineligible, or voluntarily excluded from participation in this covered transaction, unless authorized by the department entering into this transaction.
7. The prospective contractor further agrees by submitting this proposal that it will include the clause titled "Certification Regarding Debarment, Suspension, Ineligibility and Voluntary Exclusion-Lower Tier Covered Transaction," which is included as an addendum to PR- 1273 - "Required Contract Provisions Federal Aid Construction Contracts," without modification, in all lower tier covered transactions and in all solicitations for lower tier covered transactions.
8. The contractor may rely upon a certification of a prospective subcontractor/materials supplier that it is not debarred, suspended, ineligible, or voluntarily excluded from the covered transaction, unless it knows that the certification is erroneous. A contractor may decide the method and frequency by which it determines the eligibility of its principals. Each contractor may, but is not required to, check the Disapproval List (telephone # 608/266/1631).

9. Nothing contained in the foregoing shall be construed to require establishment of a system of records in order to render in good faith the certification required by this clause. The knowledge and information of a contractor is not required to exceed that which is normally possessed by a prudent person in the ordinary course of business dealings.
10. Except for transactions authorized under paragraph 6 of these instructions, if a contractor in a covered transaction knowingly enters into a lower tier covered transaction with a person who is suspended, debarred, ineligible or voluntarily excluded from participation in this transaction, in addition to other remedies available to the Federal Government, the department may terminate this transaction for cause or default.

Certification Regarding Debarment, Suspension, and Other Responsibility Matters - Primary Covered Transactions

1. The prospective contractor certifies to the best of its knowledge and belief, that it and its principals:
  - (a) Are not presently debarred, suspended, proposed for debarment, declared ineligible, or voluntarily excluded from covered transactions by any Federal department or agency;
  - (b) Have not within a three-year period preceding this proposal been convicted of or had a civil judgment rendered against them for commission of fraud or a criminal offense in connection with obtaining, attempting to obtain, or performing a public (Federal, State or local) transaction or contract under a public transaction; violation of Federal or State antitrust statutes or commission of embezzlement, theft, forgery, bribery, falsification or destruction of records, making false statements or receiving stolen property;
  - (c) Are not presently indicted for or otherwise criminally or civilly charged by a governmental entity (Federal, State or local) with commission of any of the offense enumerated in paragraph (1)(b) of this certification; and
  - (d) Have not within a three-year period preceding this proposal had one or more public transactions (Federal, State or local) terminated for cause or default.
2. Where the prospective contractor is unable to certify to any of the statements in this certification, such prospective contractor shall attach an explanation to this proposal.



## Special Provisions

### Table of Contents

Article	Description	Page #
1.	General.....	4
2.	Scope of Work.....	4
3.	Prosecution and Progress.....	4
4.	Lane Rental Fee Assessment.....	10
5.	Traffic.....	11
6.	Holiday and Special Event Work Restrictions.....	14
7.	Utilities.....	15
8.	Other Contracts.....	16
9.	Information to Bidders, U.S. Army Corps of Engineers Section 404 Permit.....	17
10.	Information to Bidders, WPDES Transportation Construction General Permit (TCGP) for Storm Water Discharges.....	17
11.	Environmental Protection, Aquatic Exotic Species Control.....	17
12.	Environmental Protection for Culvert Work.....	18
13.	Erosion Control.....	19
14.	Erosion Control Structures.....	21
15.	Notice to Contractor, Electronic Load Tickets.....	21
16.	Maintaining Drainage.....	21
17.	Available Documents.....	22
18.	Contractor Notification.....	22
19.	Contractor Document Submittals.....	22
20.	Dust Control Implementation Plan.....	23
21.	Material Stockpile and Equipment Storage.....	24
22.	CPM Progress Schedule.....	24
23.	Removing Asphaltic Longitudinal Notched Wedge Joint Milling, Item 204.0126.S.....	25
24.	Removing Riprap, Item 204.9035.S.01.....	25
25.	Removing Apron Endwall for Culvert Pipe Reinforced Concrete 18-Inch, Item 204.9060.S.01; Removing Apron Endwall for Culvert Pipe Reinforced Concrete 30-Inch, Item 204.9060.S.02; Removing Apron Endwall for Culvert Pipe Reinforced Concrete 36-Inch, Item 204.9060.S.03; Removing Apron Endwall for Culvert Pipe Reinforced Concrete 42-Inch, Item 204.9060.S.04.....	26
26.	Removing Underdrain, Item 204.9090.S.01.....	26
27.	Concrete Pavement Partial Depth Repair Crack Repair, Item 416.0752.S.....	27
28.	QMP HMA Pavement Nuclear Density.....	31
29.	HMA Pavement 4 SMA 58-28 H, Item 460.8424; HMA Pavement Test Strip Volumetrics, Item 460.0115.S; HMA Pavement Test Strip Density, Item 460.0120.S.....	34
30.	HMA Percent Within Limits (PWL) Test Strip Volumetrics, Item 460.0105.S; HMA Percent Within Limits (PWL) Test Strip Density, Item 460.0110.S.....	36
31.	HMA Pavement Percent Within Limits (PWL) QMP.....	41
32.	Appendix A.....	49
33.	HMA Pavement Longitudinal Joint Density.....	54
34.	Material Transfer Vehicle, Item 460.9000.S.....	58

35.	Concrete Surface Repair .....	58
36.	Cleaning Culvert Pipes .....	59
37.	Reseal Crushed Aggregate Slope Paving, Item 604.9015.S.....	59
38.	Riprap .....	59
39.	Topsoil and Salvaged Topsoil .....	60
40.	Silt Fence Heavy Duty, Item 628.1530.S; Silt Fence Heavy Duty Maintenance, Item 628.1535.S .....	60
41.	Seeding .....	61
42.	Blue Specific Service Signs .....	62
43.	Nighttime Work Lighting-Stationary .....	62
44.	Basic Traffic Queue Warning System, Item 643.1205.S .....	63
45.	Covering Signs .....	66
46.	Traffic Meetings and Traffic Control Scheduling.....	66
47.	Install Conduit into Existing Item, Item 652.0700.S .....	67
48.	Intelligent Transportation Systems (ITS) – Control of Materials .....	67
49.	Intelligent Transportation Systems – General Requirements .....	68
50.	Digital Speed Reduction System (DSRS), Item SPV.0045.01 .....	71
51.	Field Facilities Office Space, Item SPV.0060.02 .....	73
52.	Traffic Control Close-Open Freeway Entrance Ramp, Item SPV.0060.03.....	74
53.	Traffic Control Local Road Lane Closure, Item SPV.0060.04 .....	74
54.	Mobilizations Emergency Pavement Repair, Item SPV.0060.05.....	75
55.	Survey Project 1090-09-76, Item SPV.0060.06.....	75
56.	Locate and Clean Existing Underdrain Outfalls, Item SPV.0060 .07.....	77
57.	Removing Bus Shelter, Item SPV.0060.08.....	77
58.	Repair Conduit, Item SPV.0060.20 .....	78
59.	Power Wire Splice, Item SPV.0060.21 .....	78
60.	Remove Ethernet Radio, Item SPV.0060.22 .....	79
61.	Removing Controller Cabinet, Item SPV.0060.23 .....	79
62.	Removing Controller Cabinet Base, Item SPV.0060.24 .....	80
63.	Exposing Existing Infrastructure Paved Area, Item SPV.0060.25 .....	80
64.	Exposing Existing Infrastructure Unpaved Area, Item SPV.0060.26 .....	82
65.	Strapping C-67-12, Item SPV.0060.40 .....	83
66.	Pavement Cleanup Project 1090-09-76, Item SPV.0075.01 .....	84
67.	Native Pollinator Seeding Mixture No. 90A, Item SPV.0085.01 .....	85
68.	Marking Epoxy 6-Inch Black Non Grooved, Item SPV 0090.01 .....	88
69.	Joint Sealing, Item SPV.0090.40.....	89
70.	Excavation of Phragmites Contaminated Soil, Item SPV.0180.01 .....	89
71.	Herbicide Application, Item SPV.0180.02.....	90
72.	Removing High Friction Surface Treatment, Item SPV.0180.03 .....	90
73.	Resin Binder High Friction Surface Treatment, Item SPV.0180.04.....	91
74.	Micromilling, Item SPV.0180.05 .....	95
75.	Methacrylate Flood Seal, Item SPV.0180.40.....	95

76.	HMA Longitudinal Joint Repair, Item SPV.0195.01.....	98
77.	HMA Transverse Joint Repair, Item SPV.0195.02.....	98

**STSP'S Revised June 29, 2023**

**SPECIAL PROVISIONS**

**1. General.**

Perform the work under this construction contract for Project 1090-09-76, IH 43 Rock Freeway, STH 164 to Moorland Rd, IH 43, Waukesha County, Wisconsin as the plans show and execute the work as specified in the State of Wisconsin, Department of Transportation, Standard Specifications for Highway and Structure Construction, 2024 Edition, as published by the department, and these special provisions.

If all or a portion of the plans and special provisions are developed in the SI metric system and the schedule of prices is developed in the US standard measure system, the department will pay for the work as bid in the US standard system.

100-005 (20230629)

**2. Scope of Work.**

The work under this contract shall consist of milling, base aggregate, concrete base patching, HMA paving, bridge deck sealing, box culvert wing wall replacement, culvert pipe work, guardrail, erosion control, signing, traffic control, pavement marking, FTMS fiber, and all incidental items necessary to complete the work as shown on the plans and included in the proposal and contract.

Bridges:

B-67-114

B-67-116

B-67-117

Box Culverts:

C-67-012

C-67-024

Retaining Walls:

R-67-080

R-67-087

104-005 (20090901)

**3. Prosecution and Progress.**

Begin work within 10 calendar days after the engineer issues a written notice to do so.

Provide the start date to the engineer in writing within a month after executing the contract but at least 14 calendar days before the preconstruction conference. Upon approval, the engineer will issue the notice to proceed within ten calendar days before the approved start date.

To revise the start date, submit a written request to the engineer at least two weeks before the intended start date. The engineer will approve or deny that request based on the conditions cited in the request and its effect on the department's scheduled resources.

Do not begin construction prior to March 18, 2024, without written consent from the engineer.

The contract time for completion is based on an expedited work schedule and may require extraordinary forces and equipment.

Be advised that there may be multiple mobilizations and/or remobilizations to complete construction operations, for example such items as; traffic control, concrete base patching, milling, paving, signing, temporary and permanent pavement marking, finishing items and other incidental items. No additional payment will be made, by the department, for additional mobilizations.

## **Interim Completion and Liquidated Damages – High Friction Surface Treatment and Methacrylate Flood Seal: September 15, 2024.**

Complete high friction surface treatment and methacrylate flood seal by September 15, 2024.

If the contractor fails to complete high friction surface treatment and methacrylate flood seal by September 15, 2024, the department will assess the contractor \$1,500 in interim liquidated damages for each calendar day the contract work remains incomplete beyond 12:01 AM on September 16, 2024. An entire calendar day will be charged for any period of time within a calendar day that the road remains closed beyond 12:01 AM.

### **Fish Spawning**

There shall be no instream disturbance of Muskego Creek as a result of construction activity under or for this contract, from March 1 to June 15 both dates inclusive, in order to avoid adverse impacts upon the spawning of fish species.

Any change to this limitation will require submitting a written request by the contractor to the engineer, subsequent review and concurrence by the Department of Natural Resources in the request, and final approval by the engineer. The approval will include all conditions to the request as mutually agreed upon by WisDOT and DNR.

### **Migratory Birds**

No evidence of swallow or other migratory bird nests have been observed on or under the following structures(s) during the preconstruction inspection. However, if nesting is later observed prior to or during construction, the contractor shall implement avoidance/deterrent measures or obtain a depredation permit. All active nests (when eggs or young are present) of migratory birds are protected under the federal Migratory Bird Treaty Act. The nesting season for swallows and other birds is from April 15 to August 31.

- B-67-114
- B-67-116
- B-67-117
- C-67-012
- C-67-024

### **Northern Long-eared Bat (*Myotis septentrionalis*)**

Northern long-eared bats (NLEB) have the potential to inhabit the project limits because they roost in trees, bridges, and culverts. Roosts may not have been observed on this project, but conditions to support the species exist. The species and all active roosts are protected by the federal Endangered Species Act. If an individual bat or active roost is encountered during construction operations, stop work, and notify the engineer and the WisDOT Regional Environmental Coordinator (REC).

Ensure all operators, employees, and subcontractors working in areas of known or presumed bat habitat are aware of environmental commitments and avoidance and minimization measures (AMMs) to protect both bats and their habitat.

Direct temporary lighting, if used, away from wooded areas during the bat active season April 1 to October 31, both dates inclusive.

The department has contracted with others and will perform the following operations after October 31 and prior to April 1:

- Cutting down and removing trees.

If there are clearing operations required to remove previously cut trees, submit a schedule and description with the ECIP 14 days prior to the work. The department will determine, based on schedule and scope of work, what additional erosion control measures shall be implemented prior to the start of clearing operations, and list those additional measures in the approval letter for the ECIP.

Contractor means and methods to remove additional trees will not be allowed. If it is determined that additional trees with a 3-inch or greater diameter at breast height (dbh) need to be removed beyond contractor means and methods, notify the engineer to coordinate with the WisDOT REC to determine if consultation with United States Fish and Wildlife Service (USFWS) is required. The contractor must be aware that the WisDOT REC and/or USFWS may not permit modifications.

### **Beam Guard**

Only remove as much beam guard that can be replaced within the same night. A temporary connection to the existing beam guard shall be completed prior to opening lanes to traffic for locations that will take more than one night to complete. The temporary connection will be incidental to the beam guard items.

### **HMA Paving**

Complete concrete base patching before performing removing asphaltic surface milling. Milling of concrete base patches is incidental to the item of removing asphaltic surface milling. There may be additional base patches to be completed after the asphaltic surface milling is completed as identified by the engineer. Complete shoulder widening prior to removing asphaltic surface milling of existing pavement.

### **Pavement Markings**

Temporary pavement markings shall be placed same day and shall be placed in exact configuration where permanent markings will be placed. Any water blasting required due to incorrect placement of temporary pavement marking that requires removal is incidental to the temporary pavement marking items. Temporary pavement markings shall be applied prior to opening the completed lanes to traffic.

### **Driving Surface**

Lane closures shall not be reopened to traffic after milling without the lower lift being placed. Traffic is allowed to be shifted on to the shoulder on a milled surface during off-peak hours if the surface has been micromilled.

### **Access**

Proposed locations of access to box culvert, retaining wall, culvert pipe, and FTMS fiber work are located in the plans. Include proposed access and work methods in the ECIP.

### **Schedule of Operations**

The schedule of operations shall conform to the requirements contained herein, unless modifications are approved in writing by the engineer.

All work is to be performed during allowed nighttime closures, except as identified in the special provisions.

The department anticipates that the schedule for each stage shall be as follows. This list is not all inclusive.

### **IH 43 and Ramps**

#### **Stage 1A Construction:**

- Base patching on the inside lane on IH 43 NB and SB.
- Excavate at the designated areas along the inside shoulder on IH 43 NB and SB, place borrow material, base aggregate, and asphaltic surface.

**Stage 1B Construction:**

- Base patching on the outside lane of IH 43 NB and SB.
- Excavate at the designated areas along the outside shoulder of IH 43 NB and SB, place borrow material, base aggregate dense and overlay with asphaltic surface.

**Stage 2A Construction:**

- Mill the outside lane and shoulder and place lower layer of HMA on the outside lane on IH 43 NB and SB.
- Place lower layer of HMA on outside shoulder on IH 43 NB between Station 759+74 and Station 780+00 and on IH 43 SB between Station 759+72 and Station 780+93.
- Micromill the outside shoulder on IH 43 NB and SB.
- HMA patching to be completed on outside shoulder on IH 43 NB and SB.
- Place temporary pavement marking on centerline and outside lane line on IH 43 NB and SB.

**Stage 2B Construction:**

- Mill the inside lane and shoulder and place the lower layer of HMA on the inside lane of IH 43 NB and SB.
- Place lower layer of HMA on inside shoulder on IH 43 NB between Station 759+74 and Station 780+00 and on IH 43 SB between Station 759+72 and Station 780+93.
- Install asphaltic curb, concrete curb and gutter, and flumes along the inside shoulders NB and SB at IH 43 and Guthrie Dr.
- Place temporary pavement marking on inside lane line on IH 43 NB and SB.

**Stage 3A Construction:**

- Place upper layer of HMA on the inside lane and shoulder of IH 43 NB and SB.
- Place temporary pavement marking on the inside lane line and centerline on IH 43 NB and SB.
- Sealing deck on inside lane and shoulder on B-67-116 and B-67-117.

**Stage 3B Construction:**

- Place upper layer of HMA on the outside lane and shoulder of IH 43 NB and SB.
- Place temporary pavement marking on the outside lane line on IH 43 NB and SB.
- Sealing deck on outside lane and shoulder on B-67-116 and B-67-117.

**Stage 4A Construction:**

- Replace and repair beam guard along the inside shoulder of IH 43 NB and SB.
- Install rumble strips along the inside shoulder of IH 43 NB and SB.
- Install permanent pavement marking along the inside half of IH 43 NB and SB.

**Stage 4B Construction:**

- Replace and repair beam guard along the outside shoulder of IH 43 NB and SB.
- Install rumble strips along the outside shoulder of IH 43 NB and SB.
- Install permanent pavement marking along the outside half of IH 43 NB and SB.

**Stage 5 Construction:**

- Repair work on retaining wall R-67-087.
- Replace beam guard along outside shoulder of IH 43 NB on ramp from Moorland Rd (CTH O) SB.

### **IH 43 – Shoulder Closures**

- Culvert pipe work.
- Repair work on box culvert C-67-012 and C-67-024.
  - Do not perform work on the box culverts between March 1<sup>st</sup> and June 15<sup>th</sup> unless BMPs are already in place.
- Replace median bullnose beam guard under Crowbar Dr and Racine Ave (CTH Y).
- Install FTMS fiber on south side of IH 43 NB.
- Reseal slope paving on B-67-114.

### **Park & Ride (IH 43 and Moorland Rd)**

#### **Stage 1 Construction:**

- Concrete repair and joint and crack repair at entrance.

#### **Stage 2 Construction:**

- Concrete repair and joint and crack repair at bus turnaround.
- Sidewalk, curb ramp, and curb and gutter replacement at raised island.

#### **Stage 3 Construction:**

- Mill and overlay east side of parking area.
- Install permanent pavement markings.

#### **Stage 4 Construction:**

- Mill and overlay southwest quadrant of parking area.
- Install permanent pavement markings.

#### **Stage 5 Construction:**

- Mill and overlay northwest quadrant of parking area.
- Install permanent pavement markings.

### **Racine Ave (CTH Y) North and South Roundabouts**

- Remove and replace damaged curb and gutter.
- Remove existing high friction surface treatment.
- Apply new high friction surface treatment.
- Install permanent pavement marking.

### **Contractor Coordination**

Attend weekly scheduling meetings to discuss the near-term schedule activities, address any long-term schedule issues and discuss any relevant technical issues. Develop a rolling three-week schedule identifying the previous week worked and a two week “look ahead”. Provide sufficient detail to include actual and planned activities and all the subcontractors for offsite and construction activities, addressing all activities including ramp and lane closure schedules to be performed and identifying issues requiring engineering action or input.

Provide an individual to serve as the contractor’s sole point of contact for field utility coordination and communication for the duration of the project.



## **Freeway and Ramp Work Restrictions**

### **Definitions**

The following definitions apply to this contract for work restrictions:

**System Ramps:** Freeway to freeway ramps

**Service Ramps:** Freeway to/from local road ramps

### **IH 43:**

#### **Weekday Peak Hours**

- 5:30 AM – 8:00 PM Monday, Tuesday, Wednesday, Thursday
- 5:30 AM – 9:00 PM Friday

#### **Weekday Off-Peak Hours**

- 8:00 PM – 5:30 AM (Sunday PM to Monday AM, Monday PM to Tuesday AM, Tuesday PM to Wednesday AM, Wednesday PM to Thursday AM, Thursday PM to Friday AM)

#### **Weekend Peak Hours**

- 10:00 AM – 9:00 PM Saturday
- 10:00 AM – 8:00 PM Sunday

#### **Weekend Off-Peak Hours**

- 9:00 PM – 10:00 AM (Friday PM to Saturday AM, Saturday PM to Sunday AM)

#### **Service Ramps Closure Hours**

- 8:00 PM – 6:00 AM (Monday PM to Tuesday AM, Tuesday PM to Wednesday AM, Wednesday PM to Thursday AM, Thursday PM to Friday AM)
- 8:30 PM – 8:30 AM (Friday PM to Saturday AM, Saturday PM to Sunday AM)
- 8:30 PM – 6:00 AM (Sunday PM to Monday AM)

## **Freeway and Ramp Closure Restrictions**

Do not close freeway lanes (including auxiliary lanes, system ramps, service ramps and CD roadway system) and ensure the roadway is entirely clear for traffic during Weekday Peak Hours and Weekend Peak Hours.

One freeway lane and/or shoulder may be closed on the freeway and system ramps, during Weekday Off-Peak hours and Weekend Off-Peak Hours but it must be approved by the engineer.

Inside and outside shoulders may be closed during Peak and Off-Peak Hours but it must be approved by the engineer.

Follow standard details and traffic control details for closures. If plan details are not provided in the traffic control plan, furnish plans for review by the engineer so that approval, or disapproval, is obtained at least three business days prior to any closure.

## Local Road Work Restrictions

### Definitions

The following definitions apply to this contract for local road work restrictions:

#### Peak Hours

- 6:00 AM – 9:00 AM Monday, Tuesday, Wednesday, Thursday, Friday
- 3:00 PM – 7:00 PM Monday, Tuesday, Wednesday, Thursday, Friday
- 11:00 AM – 8:00 PM Saturday
- 1:00 PM – 5:00 PM Sunday

#### Off-Peak Hours

- 9:00 AM – 3:00 PM Monday, Tuesday, Wednesday, Thursday, Friday
- 7:00 PM – 6:00 AM Monday, Tuesday, Wednesday, Thursday
- 7:00 PM – 11:00 AM Friday PM to Saturday AM
- 8:00 PM – 1:00 PM Saturday PM to Sunday AM
- 5:00 PM – 6:00 AM Sunday PM to Monday AM

#### Full Closure Hours

- 9:00 PM – 5:00 AM (Monday PM to Tuesday AM, Tuesday PM to Wednesday AM, Wednesday PM to Thursday AM, Thursday PM to Friday AM)
- 10:00 PM – 8:00 AM (Friday PM to Saturday AM, Saturday PM to Sunday AM)
- 10:00 PM – 5:00 AM (Sunday PM to Monday AM)

## Local Road Closure Restrictions

Do not close local roads and ensure that all local roads are entirely clear for traffic during Weekday Peak Hours and Weekend Peak Hours. Provide a minimum of one lane in each direction of the local road that is entirely clear for traffic during Weekday Off-Peak Hours and Weekend Off-Peak Hours.

Follow standard details and traffic control details for closures. If plan details are not provided in the traffic control plan, furnish plans for review by the engineer so that approval, or disapproval, is obtained at least three business days prior to any closure.

## 4. Lane Rental Fee Assessment.

### A General

The contract designates some lane closures to perform the work. The contractor will not incur a Lane Rental Fee Assessment for closing lanes during the allowable lane closure times. The contractor will incur a Lane Rental Fee Assessment for each lane closure outside of the allowable lane closure times. If a lane is obstructed at any time due to contractor operations, it is considered a closure. The purpose of lane rental is to enforce compliance of lane restrictions and discourage unnecessary closures.

The allowable lane closure times are shown in the Prosecution and Progress article.

Submit the dates of the proposed lane, ramp, and roadway restrictions to the engineer as part of the progress schedule.

Coordinate lane, ramp, and roadway closures with any concurrent operations on adjacent roadways within 3 miles of the project. If other projects are in the vicinity of this project, coordinate lane closures to run concurrent with lane closures on adjacent projects when possible. When lane closures on adjacent projects extend into the limits of this project, Lane Rental Fee Assessments will only occur if the closure facilitates work under this contract.

## **B Lane Rental Fee Assessment**

The Lane Rental Fee Assessment incurred for each lane closure, each ramp closure, and each full closure of a roadway, per direction of travel, is as follows:

- IH 43 Off-Peak Lane Closure Extending into Peak Hours
  - NB - \$6,000 per lane, per direction of travel, per hour broken into 15 minute increments
  - SB - \$1,500 per lane, per direction of travel, per hour broken into 15 minute increments
- Service Ramp - \$1000 per lane, per direction of travel, per hour broken into 15-minute increments

The Lane Rental Fee Assessment represents a portion of the cost of the interference and inconvenience to the road users for each closure. All lane, roadway, or ramp closure event increments 15 minutes and less will be assessed as a 15-minute increment.

The engineer, or designated representative, will be the sole authority in determining time period length for the Lane Rental Fee Assessment.

Lane Rental Fee Assessments will not be assessed for closures due to crashes, accidents or emergencies not initiated by the contractor.

The department will assess Lane Rental Fee Assessment by the dollar under the administrative item Failing to Open Road to Traffic. The total dollar amount of Lane Rental Fee Assessment will be computed by multiplying the Lane Rental Assessment Rate by the number of 15-minute increments of each lane closure event as described above.

Lane Rental Fee Assessment will be in effect from the time of the Notice to Proceed until the department issues final acceptance. If interim completion time or contract time expires before the completion of specified work in the contract, additional liquidated damages will be assessed as specified in standard spec 108.11 or as specified within this contract.

stp-108-070 (20161130)

## **5. Traffic.**

*Supplement standard spec 643.3.1 with the following:*

IH 43 is an OSOW route. All fixed message and width restricted signs must be in place prior to the beginning of the width restricted stage to inform multi trip permit holders to utilize alternate routes. See Wisconsin Lane Closure System Advance Notification article to address lane restrictions in LCS.

Provide the Waukesha County Sheriff's Department, the Wisconsin State Patrol, New Berlin Police Department, and the engineer a current telephone number with which the contractor or his representative can be contacted during non-working hours in the event a safety hazard develops.

Yield to all through traffic at all locations. Equip all vehicles or equipment operating in the live traffic lanes with a hazard identification beam (flashing yellow signal light) that is visible from 360 degrees. Operate the flashing yellow beam only when merging or exiting live traffic lanes or when parked or operating on shoulders, except when parked behind barrier wall. Do not park personal vehicles within the access control limits of the freeway. Do not cross live traffic lanes of IH 43 with equipment or vehicles.

Obtain prior approval from the engineer for the locations of egress or ingress for construction vehicles to prosecute the work.

Provide minimum 24-hour advance notification to the engineer for any LCS cancellations (not related to weather).

Do not disturb, remove, or obliterate any traffic control signs, advisory signs, sand barrel array, shoulder delineators or beam guard in place along the traveled roadways without the approval of the engineer.

SER-643-001 (20230214)

## **General**

Keep the freeways, all system ramps, and all service ramps open to traffic at all times for the duration of this project except as noted below. The schedule of operations shall conform to the requirements contained herein, unless modifications are approved in writing by the engineer.

## **Portable Changeable Message Signs (PCMS)**

Obtain acceptance from the engineer regarding the wording of all messages on portable changeable message signs prior to placing the message. PCMS shall be in place with the appropriate message seven days in advance of freeway closures, system ramp, or service ramp closures and 14 days in advance of park and ride closure.

## **Pedestrian Access**

Keep sidewalks open unless otherwise shown on the plans, or to facilitate the removal of structures or as approved by the engineer.

## **Ramp Closures**

All entrance and exit ramps shall be posted seven calendar days in advance of their closure with dates and time of closure. Do not close consecutive entrance ramps or consecutive exit ramps unless it is shown in the traffic control plans or approved by the engineer. Place a portable changeable message sign before the previous open exit ramp to advise traffic about the closure of the specific ramp.

## **Work Zone Ingress - Egress**

Any initial set-up and/or changes to the Work Zone Ingress – Egress construction detail in the plan or location(s) should be submitted a minimum of 10 working days before use and are subject to approval by the engineer and the Southeast Region Work Zone Engineer.

ser-643-005 (20180131)

## **Schedule of Operations – Traffic Control**

Staging is as follows:

### **IH 43 and Ramps**

#### **Stage 1A, 2B, 3A and 4A:**

The following movements are closed:

- IH 43 NB and SB inside lane and inside shoulder
- IH 43 NB on ramp from STH 164
- IH 43 NB off ramp to Racine Ave (CTH Y)
- IH 43 NB on ramp from Racine Ave (CTH Y)
- IH 43 NB off ramp to Moorland Rd (CTH O)
- IH 43 SB on ramp from Moorland Rd (CTH O)
- IH 43 SB off ramp to Racine Ave (CTH Y)
- IH 43 SB on ramp from Racine Ave (CTH Y)
- IH 43 SB off ramp to STH 164

### **Stage 1B, 2A, 3B and 4B:**

The following movements are closed:

- IH 43 NB and SB outside lane and outside shoulder
- IH 43 NB on ramp from STH 164
- IH 43 NB off ramp to Racine Ave (CTH Y)
- IH 43 NB on ramp from Racine Ave (CTH Y)
- IH 43 NB off ramp to Moorland Rd (CTH O)
- IH 43 SB on ramp from Moorland Rd (CTH O)
- IH 43 SB off ramp to Racine Ave (CTH Y)
- IH 43 SB on ramp from Racine Ave (CTH Y)
- IH 43 SB off ramp to STH 164

### **Stage 5:**

The following movements are closed:

- IH 43 NB on ramp from Moorland Rd (CTH O) SB

### **IH 43 – Shoulder Closures**

The following movements are closed:

- IH 43 NB and SB inside shoulder
- IH 43 NB and SB outside shoulder

### **Park & Ride (IH 43 and Moorland Rd)**

#### **Stage 1:**

- Full closure of Park & Ride.
- Provide 2 weeks advance notification of closure.

#### **Stage 2:**

- Park & Ride to remain open.
- Closure of bus turnaround area and raised island.
- Maintain a minimum of 125 parking stalls.

#### **Stage 3:**

- Park & Ride to remain open.
- Closure of east side of parking area.
- Maintain a minimum of 72 parking stalls with one space for handicap access.

#### **Stage 4:**

- Park & Ride to remain open.
- Closure of southwest side of parking area.
- Maintain a minimum of 59 parking stalls.

#### **Stage 5:**

- Park & Ride to remain open.
- Closure of northwest side of parking area.
- Maintain a minimum of 93 parking stalls.

## **Racine Ave (CTH Y) North and South Roundabouts**

The following movements are closed:

- Racine Ave (CTH Y)
- IH 43 NB off ramp to Racine Ave (CTH Y)
- IH 43 NB on ramp from Racine Ave (CTH Y)
- IH 43 SB off ramp to Racine Ave (CTH Y)
- IH 43 SB on ramp from Racine Ave (CTH Y)

## **Wisconsin Lane Closure System Advance Notification**

Provide the following advance notification to the engineer for incorporation into the Wisconsin Lane Closure System (LCS).

**TABLE 108-1 CLOSURE TYPE AND REQUIRED MINIMUM ADVANCE NOTIFICATION**

<b>Closure type with height, weight, or width restrictions (available width, all lanes in one direction &lt; 16 feet)</b>	<b>MINIMUM NOTIFICATION</b>
Lane and shoulder closures	7 calendar days
Full roadway closures	7 calendar days
Ramp closures	7 calendar days
Detours	7 calendar days
<b>Closure type without height, weight, or width restrictions (available width, all lanes in one direction ≥ 16 feet)</b>	<b>MINIMUM NOTIFICATION</b>
Shoulder Closures	3 calendar days
Lane closures	3 business days
Ramp closures	3 business days
Modifying all closure types	3 business days

Discuss LCS completion dates and provide changes in the schedule to the engineer at weekly project meetings in order to manage closures nearing their completion date.

## **Temporary Regulatory Speed Limit Reduction**

During engineer-approved regulatory speed limit reductions, install temporary speed limit signs on the inside and outside shoulders of divided roadways to enhance visibility. On two-lane, two-way roadways, install temporary speed limit signs on shoulders. When construction activities impede the location of a post-mounted regulatory speed limit sign, relocate the sign for maximum visibility to motorists. If work lasts less than seven days, mount the regulatory speed limit sign on a portable sign support.

Post temporary regulatory speed limit signs in work zone only during continuous worker activity. During periods of no work activity or when the traffic controls are removed from the roadway, cover or remove the temporary speed limit signs.

## **6. Holiday and Special Event Work Restrictions.**

Do not perform work on, nor haul materials of any kind along or across any portion of the highway carrying IH 43 traffic, and entirely clear the traveled way and shoulders of such portions of the highway of equipment, barricades, signs, lights, and any other material that might impede the free flow of traffic during the following holiday and special event periods:

- From noon Friday, May 24, 2024 to 6:00 AM Tuesday, May 28, 2024 for Memorial Day;
- From noon Wednesday, July 3, 2024 to 6:00 AM Monday, July 8, 2024 for Independence Day;
- From noon Friday, August 30, 2024 to 6:00 AM Tuesday, September 3, 2024 for Labor Day.

stp-107-005 (20210113)

## **Freeway Special Event Restrictions**

During the Republican National Convention (RNC), no lane closures will be allowed between noon Friday, July 12, 2024 to 6:00 PM Friday, July 19, 2024 in both directions.

Special event work restrictions do not apply to roadways or ramps already closed long term during construction as shown on the plans. New long-term closures of ramps and roadways must be coordinated with the special event work restrictions.

## **7. Utilities.**

This contract comes under the provision of Administrative Rule Trans 220.

stp-107-065 (20080501)

Some of the utility work described below is dependent on prior work being performed by the contractor at a specific site. In such situations, provide the engineer and the affected utility a good faith notice of when the utility is to start work at the site. Provide this notice 14 to 16 calendar days in advance of when the prior work will be completed and the site will be available to the utility owner. Follow-up with a confirmation notice to the engineer and the utility owner not less than three working days before the site will be ready for the utility owner to begin its work.

Coordinate construction activities with a call to Diggers Hotline or a direct call to the utilities that have facilities in the area as required per statutes. Use caution to ensure the integrity of underground facilities and maintain code clearances from overhead facilities at all times.

Contact each utility company listed in the plans prior to preparing bids to obtain current information on the status of existing and any newly relocated utility facilities within the project limits.

The following utility companies have facilities within the project area that need adjustments:

**WisDOT ATR Pull Boxes – Electricity** has facilities within the project limits.

There is an ATR site located at approximately Station 495+00. The cabinet is on the left side of the road. The existing loops and piezos in the roadway can be milled through during milling operations.

Contact Russell Lewis at (608) 516-5754 after the notice to proceed is issued to come and take down the existing cabinet.

The following utility companies have facilities within the project area; however, no adjustments are anticipated:

**ANR Pipeline Co – Gas/Petroleum**

No relocations are required; however, presence of TC Energy representative is required during the WisDOT fiber conduit installation at approximately Station 742+00.

**ATC Management, Inc – Electricity-Transmission**

**AT&T Wisconsin – Communication Line**

**City of New Berlin – Sewer**

**Level 3 Communications LLC – Communication Line**

**Midwest Fiber Networks LLC – Communication Line**

**Spectrum – Communication Line**

**Verizon Business – Communication Line**

**Waukesha Water Utility – Water**

## **We Energies – Electric**

We Energies has no relocations and/or adjustments for this project.

Proposed WisDOT 2" HDPE conduits cross We Energies primary electric cables at the following locations:

Station 513+37 – 24.9kV 3 $\phi$  Electric Cable

Station 642+83 – 8.32kV 3 $\phi$  Electric Cable (Approximate Location)

Exercise extreme caution when working within 5 feet these facilities. Maintain minimum clearances as defined in State Statute Section 182.0175 (2)(as).

It is imperative that the highway contractor contact We Energies before removing any electrical underground cables, to verify that they have been discontinued and carry no electrical current. The contractor must not assume that unmarked facilities have been discontinued. At no time is it acceptable to push, pull, cut, or drill an unmarked facility without explicit consent from We Energies. Contractor must call the We Energies 24-hour Dispatch lines to arrange for this verification. We Energies Electric Dispatch #1 (800) 662-4797.

## **We Energies – Gas**

We Energies has no relocations and/or adjustments for this project.

Proposed WisDOT fiber conduit crossing We Energies – Gas lines are to cross with a minimum 6" vertical distance. Less than 6" would be allowed as long as the gas main is protected by a suitable material such as rock shield. We Energies Gas is responsible for providing the required protection, and this process will take 2 days to complete.

It is imperative that the highway contractor contact We Energies before removing any gas facilities, to verify that they have been discontinued and carry no natural gas. The contractor must not assume that unmarked facilities have been discontinued. At no time is it acceptable to push, pull, cut, or drill an unmarked facility without explicit consent from We Energies. Contractor must call the We Energies 24-hour Dispatch lines to arrange for this verification. Contact 1 (800) 261-5325 for gas emergencies, to identify if gas facilities are live, and gas valve box adjustments. We Energies Gas Dispatch 1 (800) 261-5325.

## **8. Other Contracts.**

Coordinate work according to standard spec 105.5.

Modifications to the traffic control plan may be required by the engineer to be safe and consistent with the adjacent work by others.

The following projects may be under construction concurrently with the work under this contract.

Coordinate activities, detours, work zone traffic control, roadway and lane closures, and other work items as required with other contracts.

### **Project 1090-09-60**

IH 43 Rock Freeway

USH 12-STH 11, Potters-Bowers, STH 83 IC

WisDOT Contact: Alex Grasse; (414) 750-1404

### **Project 1100-45-70**

IH 41 Airport Freeway

84<sup>th</sup> St to 35<sup>th</sup> St (Mainline)

WisDOT Contact: Eric Hanson; (414) 840-9341



**9. Information to Bidders, U.S. Army Corps of Engineers Section 404 Permit.**

The department has assumed coverage under the U.S. Army Corps of Engineers Section 404 Transportation Regional General Permit (TRGP). The department has determined that a pre-construction notification (permit application) to U.S. Army Corps of Engineers and their written verification of TRGP coverage is not necessary for this project.

A copy of the Section 404 Transportation Regional General Permit can be obtained on USACE's website:

<https://www.mvp.usace.army.mil/Portals/57/docs/regulatory/RGP/Transportation.pdf>

If the contractor requires work outside the proposed slope intercepts, based on their method of operation to construct the project, it is the contractor's responsibility to determine whether a pre-construction notification (permit application) and written verification from U.S. Army Corps of Engineers under the Section 404 Transportation Regional General permit is required. If written verification under the TRGP is necessary, submit a pre-construction notification to U.S. Army Corps of Engineers and obtain written verification of permit coverage prior to beginning construction operations requiring the permit. No time extensions as discussed in standard spec 108.10 will be granted for the time required to apply for and obtain the written verification of permit coverage. The contractor must be aware that the U.S. Army Corps of Engineers may not grant the permit request.

stp-107-054 (20230629)

**10. Information to Bidders, WPDES Transportation Construction General Permit (TCGP) for Storm Water Discharges.**

The department has obtained permit coverage through the Wisconsin Department of Natural Resources to discharge storm water associated with land disturbing construction activities under this contract. Conform to all permit requirements for the project.

This permit is the Wisconsin Pollutant Discharge Elimination System, Transportation Construction General Permit, (WPDES Permit No. WI-S066796-2). The permit can be found at:

<https://widnr.widen.net/s/s5mwp2gd7s/finalsignedwisdotcsgp>

A certificate of permit coverage is available from the regional office by contacting WisDOT Construction Project Manager, Alex Grasse at (414) 750-1404. Post the permit certificate in a conspicuous place at the construction site.

stp-107-056 (20230629)

**11. Environmental Protection, Aquatic Exotic Species Control.**

Exotic invasive organisms such as VHS, zebra mussels, purple loosestrife, and Eurasian water milfoil are becoming more prolific in Wisconsin and pose adverse effects to waters of the state. Wisconsin State Statutes 30.07, "Transportation of Aquatic Plants and Animals; Placement of Objects in Navigable Waters", details the state law that requires the removal of aquatic plants and zebra mussels each time equipment is put into state waters.

At construction sites that involve navigable water or wetlands, use the follow cleaning procedures to minimize the chance of exotic invasive species infestation. Use these procedures for all equipment that comes in contact with waters of the state and/or infested water or potentially infested water in other states.

Ensure that all equipment that has been in contact with waters of the state, or with infested or potentially infested waters, has been decontaminated for aquatic plant materials and zebra mussels before being used in other waters of the state. Before using equipment on this project, thoroughly disinfect all equipment that has come into contact with potentially infested waters. Guidelines from the Wisconsin Department of Natural Resources for disinfection are available at:

<http://dnr.wi.gov/topic/invasives/disinfection.html>

Use the following inspection and removal procedures:

1. Before leaving the contaminated site, wash machinery and ensure that the machinery is free of all soil and other substances that could possibly contain exotic invasive species;
2. Drain all water from boats, trailers, bilges, live wells, coolers, bait buckets, engine compartments, and any other area where water may be trapped;
3. Inspect boat hulls, propellers, trailers and other surfaces. Scrape off any attached mussels, remove any aquatic plant materials (fragments, stems, leaves, seeds, or roots), and dispose of removed mussels and plant materials in a garbage can before leaving the area or invested waters; and
4. Disinfect your boat, equipment and gear by either:
  - 4.1. Washing with ~212 F water (steam clean), or
  - 4.2. Drying thoroughly for five days after cleaning with soap and water and/or high pressure water, or
  - 4.3. Disinfecting with either 200 ppm (0.5 oz per gallon or 1 Tablespoon per gallon) Chlorine for 10-minute contact time or 1:100 solution (38 grams per gallon) of Virkon Aquatic for 20- to 30-minute contact time. Note: Virkon is not registered to kill zebra mussel veligers nor invertebrates like spiny water flea. Therefore, this disinfect should be used in conjunction with a hot water (>104° F) application.

Complete the inspection and removal procedure before equipment is brought to the project site and before the equipment leaves the project site.

stp-107-055 (20130615)

## 12. Environmental Protection for Culvert Work.

*Supplement standard spec 107.18 with the following:*

There are numerous existing culvert pipes requiring cleaning and/or work on the endwalls that are within or adjacent to wetland areas. Limit wetland disturbance as much as possible unless some ditch cleaning is required. Equipment used in this area shall exert low ground pressure (no wheeled vehicles) or be done by hand. Use silt fence to protect adjacent wetland areas from siltation and disturbance.

The contractor will be allowed to isolate the work area with bypass pumping for one working day to clean each culvert.

Protect wetlands against erosion and sedimentation during the construction phase of the project.

Do not place any fills in waterways or wetlands.

Properly dispose of all sediment removed from the cleaning process at a site that is approved by the engineer.

Divert flow in any drainage ditches that have twin culverts. Use rock bags to isolate the flow into the second culvert while cleaning the first. If site dewatering is required, pump the sediment-laden water into an adequately sized sediment basin prior to discharging it to a ditch or waterway.

Utilize all best management practices for erosion control for this work as directed by the engineer.

Restore any disturbed area around the work area with specified landscaping as directed by the engineer.

### **Best Management Practices**

Each culvert location should be classified based on the required level of environmental protection. As per to the erosion control bid items, the contractor shall include protection as described below. BMPs shown on the erosion control plan sheets are a minimum level of protection. Additional guidance is below:

#### **Type 1: For culverts that have water running or standing in them during dry periods:**

1. Provide a rock bag dam at both the upstream and downstream end of the culvert.
2. Place silt fence or other erosion control BMPs to protect undisturbed areas.
3. Dewater work area.
4. Clean the culvert, and ditch where applicable, of sediment. Limit cleaning operation to a single working day.
5. Complete any endwall and/or pipe repairs.

6. Reshape and restore all disturbed areas adjacent to the culvert with final restoration of topsoil, seed, and erosion mat within two calendar days.

**Type 2: For culverts that are next to wetland areas without standing water or water in the culvert:**

7. Place silt fence or other erosion control BMPs to protect undisturbed area.
8. Clean the culvert, and ditch where applicable, of sediment. Limit cleaning operation to a single working day.
9. Complete any endwall and/or pipe repairs.
10. Reshape and restore all disturbed areas adjacent to the culvert with final restoration of topsoil, seed, and erosion mat within two calendar days.

**Type 3: For culverts not near water or wetlands:**

11. Clean the culvert, and ditch where applicable, of sediment. Limit cleaning operation to a single working day.
12. Complete any endwall and/or pipe repairs.
13. Reshape and restore all disturbed areas adjacent to the culvert with final restoration of topsoil, seed, and erosion mat within three calendar days.

### **Dewatering**

Perform all endwall repair work in a fully dewatered ditch or waterway.

In instances where topography or space does not allow for passive diversion of water, use pumps and pipes to divert the water. The contractor shall provide the pumps required for flow conditions as well as have available additional pumps in the event the flow increases.

All pumps shall be supervised during hours of pumping.

Provide pumps that are in good operating order and free of leaks. Pumps that are leaking fuel, lubricants or other material shall be removed immediately from the work area and then repaired or replaced as necessary.

During the dewatering operation, provide adequate protection from erosion at the discharge area.

All materials placed to protect the discharge outfalls are temporary in nature and shall be removed from the project area upon completion of the dewatering process.

### **Pipe Cleaning**

Pipes shall be cleaned according to standard spec 520 and special provision Cleaning Culvert Pipes.

All solids removed from the sewers must be completely removed from the storm sewer system and hauled off the project for disposal. Silts resulting from any flushing or jetting operation must be prevented from escaping into sewers or waterways.

## **13. Erosion Control.**

*Add the following to standard spec 107.20:*

Erosion control best management practices (BMPs) the plans show are at suggested locations. The actual locations shall be determined by the contractor's ECIP and by the engineer. Include each dewatering (mechanical pumping) operation in the ECIP submittal. The ECIP shall supplement information the plans show and not reproduce it. The ECIP shall identify how to implement the project's erosion control plan. ECIP shall demonstrate timely and diligently staged operations, continuing all construction operations methodically from the initial removals and topsoil stripping operations through the subsequent grading, paving, and re-application of top soil to minimize the exposure to possible erosion.

Provide the ECIP 14 days before the pre-construction conference. Provide 1 copy of the ECIP to the department and 1 copy of the ECIP to the WDNR Liaison Craig Webster, (414) 303-3011, [craig.webster@wisconsin.gov](mailto:craig.webster@wisconsin.gov). Do not implement the ECIP until department approval and perform all work conforming to the approved ECIP.

Maintain Erosion Control BMPs until permanent vegetation is established or until the engineer determines that the BMP is no longer required.

Stockpile excess materials or spoils on upland areas away from wetlands, floodplains, and waterways. Install perimeter silt fence protection around stockpiles within a timeframe acceptable to the engineer. If stockpiled materials will be left for more than 14 days, install temporary seed and mulch or other temporary erosion control measures the engineer orders within 4 days of the initial stockpile placement. Show the proposed stockpile locations in the ECIP.

Re-apply topsoil on graded areas, as designated by the engineer, within a timeframe acceptable to the engineer after grading is completed within those areas. Seed, fertilize, and mulch/erosion mat top-soiled areas, as designated by the engineer, within 14 days after placement of topsoil. If graded areas are left not completed and exposed for more than 14 days, seed those areas with temporary seed and mulch within 4 days of the initial disturbance.

Re-apply topsoil, seed, fertilize, and mulch/erosion mat top soiled areas, as designated by the engineer, within 3 days of initial disturbance for completing the FTMS fiber installation.

Permanently or temporarily restore disturbed wetland areas or stream bank areas adjacent to in-water work within 48-hours of initial disturbance.

Do not allow excavation for; structures, utilities, grading, maintaining drainage that requires dewatering (mechanical pumping) of water containing sediments (sand, silt, and clay particles) to leave the work site or discharge to a storm water conveyance system without sediment removal treatment. Before each dewatering operation, submit to the department a separate ECIP amendment describing in words and pictorial format an appropriate BMP for sediment removal, conforming to WisDNR Storm Water Construction Technical Standard, Code 1061, Dewatering. Include reasoning, location, and schedule duration proposed for each operation. Per Code 1061, include all selection criteria: site assessment, dewatering practice selection, calculations, plans, specifications, operations, maintenance, and location of proposed treated water discharge. Provide a stabilized discharge area. If directing discharge towards or into an inlet structure, provide additional inlet protection for back-up protection.

All dewatering, including treatment to remove suspended solids, not covered under bid items is incidental to the contract.

The project team may identify 'sensitive' areas in the field that require additional temporary stabilization to protect resources from being contaminated by sediment laden water discharging from the work site. Any 'release' of sediment-laden water from the work site that enters a wetland or waterway should be reported to the WDNR liaison within 24 hours.

The contractor should restrict the removal of vegetative cover and exposure of bare ground to the minimum amounts necessary to complete construction. Restoration of disturbed soils should take place as soon as conditions permit. If sufficient vegetative cover will not be achieved because of late season construction, the site must be properly winterized. A plan for 'over-wintering' the project or a specific project area should be compiled and submitted to the project staff and WDNR for review in an amendment to the ECIP.

The DOT Select Site process must be adhered to for clean fill or any other material that leaves the work site. The project staff and the WDNR liaison will review all proposed select sites and a site visit may be required. Filling of wetlands, waterways or floodplain is not allowed under the select site process, unless the site owner has proof of required local/state/federal permits. No new impermeable surfaces can be left at a select site (including gravel roads or pads) unless the site owner attains required permits. Contaminated materials leaving the site need to adhere to the Hazardous Material Management Plan.

Construction materials and debris, including fuels, oil, and other liquid substances, will not be stored in the construction area in a manner that would allow them to enter a wetland or waterbody as a result of spillage, natural runoff, or flooding. If a spill of any potential pollutant should occur, it is the responsibility of the permittee to remove such material, to minimize any contamination resulting from this spill, and to immediately notify the State Duty Officer at 1 (800) 943-0003.

Construction of structure over navigable waterways shall be completed as quickly as possible in order to minimize disruption. Construction shall minimize the removal of shoreline vegetation below the ordinary high-water mark (OHWM), unless otherwise directed by the WDNR Transportation Liaison. Construction equipment should not operate on the bed of the stream or below the OHWM, except for that which is necessary for the placement of the structures. The contractor must provide a means of separating the live flow channel of the waterway from the disturbed areas (cofferdam, turbidity barrier, etc.). Any plan for diverging the flow of navigable waterway (listed under the Fish Spawning provision) needs to be submitted, reviewed, and approved by project staff and the WDNR liaison.

When performing concrete or asphalt sawcutting operations, the slurry shall be squeegeed off to the gravel shoulder or shoveled into the gravel behind curbs and not allowed into storm sewers, ditches, waterways, or wetlands prior to moving onto the next saw cut.

While performing rumble strip installation operations, the debris shall be broomed off to the gravel shoulder and not allowed into storm sewers, ditches, waterways, or wetlands.

Include the concrete surface repair plans in the ECIP according to the article Concrete Surface Repair.

#### **14. Erosion Control Structures.**

Within three calendar days after completing the excavation for a substructure unit, place riprap or other permanent erosion control items required by the contract or deemed necessary by the engineer around the unit at a minimum to a height equivalent to the calculated water elevation resulting from a storm that occurs on the average of once every two years (Q2) as shown on the plan, or as the engineer directs.

In the event that construction activity does not disturb the existing ground below the Q2 elevation, the above timing requirements for permanent erosion control shall be waived.

stp-107-070 (20191121)

#### **15. Notice to Contractor, Electronic Load Tickets.**

*Add the following to standard spec 109.1.4:*

##### 109.1.4.3 Electronic Load Tickets

- (1) Electronic load tickets may be provided as a substitute for printed tickets. Include the information as specified in 109.1.4.2 on each electronic ticket.
- (2) Automatically generate electronic tickets using a system that is fully integrated with the load-out scale system being used to weigh the material. Ensure data input cannot be altered and provide offline capabilities to prevent data loss.
- (3) Provide electronic tickets in real-time by allowing the department access to the tickets utilizing a web-based or app-based system compatible with iOS and Android.
- (4) Provide the capability to record information and comments on each ticket.
- (5) For each project ID and bid item, submit an electronic daily summary of the individual tickets daily as work is completed. In the daily summary, include the unique information for each individual load ticket. Provide the daily summary data in an importable format, such as comma separated values (.csv).

#### **16. Maintaining Drainage.**

Maintain drainage at and through worksite during construction conforming to standard spec 107.22, 204, 205 and 520.

Use existing storm sewers, existing culvert pipes, existing drainage channels, temporary culvert pipes, or temporary drainage channels to maintain existing surface and pipe drainage. Pumps may be required to drain the surface, pipe, and structure discharges during construction. Costs for furnishing, operating, and maintaining the pumps is considered incidental to the project.

### **Dewatering (Mechanical Pumping) for Bypass Water (sediment-free) Operations**

If dewatering bypass operations are required from one pipe structure to another downstream pipe structure or from the upstream to downstream end of a culvert and the bypass flow is not transporting sediments (sand, silt, and clay particles) from a tributary work site area, bypass pumping operations will be allowed provided that the department has been made aware of and approves operation. When pumping bypass flows, the discharge location will need to be stable and not produce erosion from the discharge velocity that would cause release of sediment downstream.

### **Dewatering (Mechanical Pumping) for treatment Water (sediment-laden) Operations**

If dewatering operations require pumping of water containing sediments (sand, silt, and clay particles), the discharge will not be allowed to leave the work site or discharge to a storm water conveyance system without sediment removal treatment. Refer to article Erosion Control in these special provisions for additional requirements.

sef-107-016 (20170310)

## **17. Available Documents.**

The department will make its information available to bidding contractors. The list of documents that are available for contractors' information includes:

- Design Study Report
- Environmental Document
- As-Built Drawings
- Traffic Management Plan

These documents are available from Evan Limberatos at 141 NW Barstow Street, Waukesha, WI 53187, (262) 548-8797.

Reproduction costs will be applied to all copies requested.

sef-102-005 (20170310)

## **18. Contractor Notification.**

*Replace standard spec 104.2.2.2(2) with the following:*

- (2) If the contractor discovers the differing condition, provide a written notice, as specified in 104.3.3, of the specific differing condition before further disturbing the site and before further performing the affected work.

*Replace standard spec 104.3.2 with the following:*

### **104.3.2 Contractor Initial Written Notice**

- (1) If required by 104.2, or if the contractor believes that the department's action, the department's lack of action, or some other situation results in or necessitates a contract revision, promptly provide a written notice to the engineer. At a minimum, provide the following:
1. A written description of the nature of the issue.
  2. The time and date of discovering the problem or issue.
  3. If appropriate, the location of the issue.
- (2) Provide the additional information specified in 104.3.3 as early as possible to assist the engineer in the timely resolution of an identified issue. The engineer will not require, in subsequent submissions, duplication of information already provided.

## **19. Contractor Document Submittals.**

This special provision describes minimum requirements for submitting project documents to the department. This special provision does not apply to shop drawing submittals.

Provide one electronic copy of all documents requiring department review, acceptance, or approval. Attach a completed engineer-provided transmittal sheet to each email submittal. The department will reject submittals with incomplete transmittal sheets and require re-submittal.

The department will return one reviewed, accepted, or approved original to the contractor. Additional return originals can be requested. Submit an additional original for each additional return original requested.

Submit electronic copies in PDF format via email to accounts the engineer determines. If possible, create PDFs from original documents in their native format (e.g., Word, Excel, AutoCAD, etc.). Scan other documents to PDF format with a minimum resolution of 600 dpi.

All costs for contractor document submittals are incidental to the contract.

sef-105-010 (20150619)

## **20. Dust Control Implementation Plan.**

### **A Description**

This special provision describes developing, updating, and implementing a detailed Dust Control Implementation Plan (DCIP) for all land-disturbing construction activities and associated impacts both within the project site boundaries and outside the project site boundaries. Incorporate contract bid items that this article specifies into the DCIP.

### **B (Vacant)**

### **C Construction**

#### **C.1 General**

Control dust on the project as specified in standard spec 107.18. Minimize dust emissions resulting from land disturbing activities. Do not generate excessive air borne particulate matter (PM) or nuisance dust conditions. Control dust at all times during the contract.

Submit a DCIP to the engineer for review at least 14 calendar days before the preconstruction conference. Coordinate with the department, if requested, to resolve DCIP related issues before the preconstruction conference. The department will either approve the DCIP or request revisions. Do not initiate land-disturbing activities without the department's approval of the DCIP.

#### **C.2 DCIP Contents**

Develop a DCIP tailored to the specific needs of the project. Consider potential impacts to businesses and residences adjacent to the job site. Describe in detail all land disturbing, dust generating activities. Identify strategies to prevent, mitigate, and collect excess dust. Establish clear lines of communication with the engineer to ensure that all dust control issues can be dealt with promptly.

Include all of the following:

1. A single contact person with overall responsibility for the DCIP development as well as surveillance and remediation of job-related dust. Provide:
  - Name, firm, address, and working-hours phone number.
  - Non-working-hours phone number.
  - Email address.
2. A site map locating project features, the job site boundaries, all ingress and egress points, air intakes and other dust-sensitive areas, and all public and private paved surfaces within and adjacent to the job site. Show where specific land disturbing, dust generating activities will occur and, to the extent possible, where employing various dust control or prevention strategies.
3. A matrix, or plan, for each anticipated land disturbing, dust generating activity, showing the following:
  - Preventive measures that shall be employed.
  - The applicable contact person.
  - The contractor's timetable and surveillance measures used to determine when remediation is required.
  - The specific dust control and remediation measures that shall be employed. Identify the specific contract bid items that shall be used for payment. Indicate costs and practices that are incidental to the contract.
  - Both maintenance and cleanup schedules and procedures.
  - Excess and waste materials disposal strategy.

4. A description of monitoring and resolving off-site impacts.

### **C.3 Updating the DCIP**

Update the DCIP during the contract or as the engineer directs. Obtain the engineer's approval for all DCIP alterations. Also obtain the engineer's approval for routine DCIP adjustments for weather, job conditions, or emergencies that will have an impact on payment under the bid items listed in the approved DCIP.

### **C.4 Dust Control Deficiencies**

Coordinate with engineer to determine deadlines for resolving dust control deficiencies. Deficiencies include actions or lack of actions resulting in excessive dust, non-compliance with the contractor's DCIP or associated special provisions, and not properly maintaining equipment.

#### **D Measurement**

The department will measure the various bid items associated with dust control as specified in the applicable measurement subsections of either the standard specs or other contract special provisions. The department will not measure work performed under a DCIP alteration unless the engineer specifically approves that alteration.

Measurement under the DCIP includes the contract bid items listed in this special provision:

624.0100	Water
628.7560	Tracking Pads
SPV.0075.01	Pavement Cleanup Project 1090-09-76

The department will measure work completed under other existing contract bid items if approved as a part of the DCIP. The department will consider new bid items to the contract if proposed under the DCIP. The department will not measure work required under the DCIP that is not included in contract bid items.

#### **E Payment**

All costs associated with the development and updating of the DCIP are incidental to the contract. The department will pay separately for the work required to implement the actions approved in the DCIP under the contract bid items approved as a part of the DCIP. All other costs associated with work approved under the DCIP are incidental to the contract.

sef-107-005 (20170323)

## **21. Material Stockpile and Equipment Storage.**

Submit a map showing all proposed material stockpile and equipment storage locations to the engineer 14 calendar days before either the preconstruction conference or proposed use, whichever comes first. Identify the purpose; length, width, and height; and duration of material stockpile or equipment storage at each location. Do not stockpile material or store equipment until the engineer approves.

SER-107-011 (20220412)

## **22. CPM Progress Schedule.**

*Replace standard spec 108.4.4.1 with the following:*

- (1) Submit a CPM Progress Schedule and updates.
- (2) To ensure compatibility with the Master Program Schedule, use the latest version of Primavera P6 Project Management, by Oracle Corporation, Redwood Shores, CA, to prepare the Initial CPM Progress Schedule, Monthly CPM Progress Updates and other CPM Progress Revisions requested by the engineer.
- (3) Within five business days after award, the department will provide its current standard Work Breakdown Structure and activity codes to use to develop the Initial CPM Progress Schedule.
- (4) Designate a Project Scheduler who will be responsible for scheduling the Work and submit a professional resume describing a minimum of three years of scheduling experience on interstate-highway reconstruction work of similar size and complexity, including recent experience with P6. Obtain approval of the submitted resume before scheduling the work.



Replace standard spec 108.4.4.4(2) with the following:

- (2) For each schedule update, submit electronic copies in an approved format and updated PDF printouts of the following:
1. Tabular sorts by:
    - Activity Identification/Early Start.
    - Total Float.
  2. If applicable, an updated logic diagram as the engineer requires.
  3. If augmenting the CPM schedule with a linear schedule, provide an update of the linear schedule.
  4. Activities underway and as-built dates for the past month.
  5. Agreement on the as-built dates with the department depicted in the Monthly CPM Progress Schedule Update. Document all disagreements. Use the as-built dates from the Monthly CPM Progress Schedule Update for the month when updating the CPM schedule.
  6. Actual as-built dates for completed activities through final acceptance of the project.

sef-108-010 (20180104)

## **23. Removing Asphaltic Longitudinal Notched Wedge Joint Milling, Item 204.0126.S.**

### **A Description**

This special provision describes the milling and removing of the upper layer HMA longitudinal notched wedge joint, including sweeping and cleaning of the affected area prior to paving the adjacent lane. Follow drop-off and hazard protection in standard spec 104.6.1.2.3.

### **B (Vacant)**

### **C Construction**

Prior to paving the adjacent upper layer HMA lane, mill longitudinal notched wedge joint to a true line with a face perpendicular to the surface of the existing asphaltic surface pavement as the plans show or the engineer directs. Provide a uniform milled surface that is reasonably plane, free of excessively large scarification marks, and has the grade and transverse slope the plans show, or the engineer directs. Do not damage the remaining pavement.

Use a self-propelled milling machine with depth, grade, and slope controls. Shroud the drum to prevent discharging loosened material onto the adjacent work areas or live traffic lanes. Provide an engineer-approved dust control system.

Thoroughly clean the milled surface and completely remove all millings from the project site. Unless using a continuous removal and pick-up operation, do not windrow or store material on the roadway. Clear the roadway of all material and equipment during non-working hours. The contractor becomes the owner of the removed asphaltic pavement and is responsible for the disposal as specified in standard spec 204.3.1.3.

### **D Measurement**

The department will measure Removing Asphaltic Longitudinal Notched Wedge Joint Milling by the linear foot unit for all wedge joints, acceptably removed.

### **E Payment**

The department will pay for measured quantities at the contract unit price under the following bid item:

ITEM NUMBER	DESCRIPTION	UNIT
204.0126.S	Removing Asphaltic Longitudinal Notched Wedge Joint Milling	LF

Payment is full compensation for milling, removing, sweeping, cleaning, and disposing of materials.

stp-204-045 (20191121)

## **24. Removing Riprap, Item 204.9035.S.01.**

### **A Description**

This special provision describes removing existing riprap conforming to standard spec 204.

**B (Vacant)**

**C Construction**

Carefully remove the riprap and dispose of all materials.

**D Measurement**

The department will measure Removing Riprap by the cubic yard, acceptably completed.

**E Payment**

*Add the following to standard spec 204.5:*

ITEM NUMBER	DESCRIPTION	UNIT
204.9035.S.01	Removing Riprap	CY
stp-204-025 (20230113)		

- 25. Removing Apron Endwall for Culvert Pipe Reinforced Concrete 18-Inch, Item 204.9060.S.01;**
- Removing Apron Endwall for Culvert Pipe Reinforced Concrete 30-Inch, Item 204.9060.S.02;**
- Removing Apron Endwall for Culvert Pipe Reinforced Concrete 36-Inch, Item 204.9060.S.03;**
- Removing Apron Endwall for Culvert Pipe Reinforced Concrete 42-Inch, Item 204.9060.S.04.**

**A Description**

This special provision describes Removing Apron Endwall for Culvert Pipe (material) (size) conforming to standard spec 204.

**B (Vacant)**

**C (Vacant)**

**D Measurement**

The department will measure Removing Apron Endwall for Culvert Pipe (material) (size) as each individual unit, acceptably completed.

**E Payment**

*Add the following to standard spec 204.5:*

ITEM NUMBER	DESCRIPTION	UNIT
204.9060.S.01	Removing Apron Endwall for Culvert Pipe Reinforced Concrete 18-Inch	EACH
204.9060.S.02	Removing Apron Endwall for Culvert Pipe Reinforced Concrete 30-Inch	EACH
204.9060.S.03	Removing Apron Endwall for Culvert Pipe Reinforced Concrete 36-Inch	EACH
204.9060.S.04	Removing Apron Endwall for Culvert Pipe Reinforced Concrete 42-Inch	EACH
stp-204-025 (20230113)		

- 26. Removing Underdrain, Item 204.9090.S.01.**

**A Description**

This special provision describes removing underdrain conforming to standard spec 204.

**B (Vacant)**

**C (Vacant)**

**D Measurement**

The department will measure Removing Underdrain in linear feet, acceptably completed.

## E Payment

Add the following to standard spec 204.5:

ITEM NUMBER	DESCRIPTION	UNIT
204.9090.S.01	Removing Underdrain	LF

stp-204-025 (20230113)

## 27. Concrete Pavement Partial Depth Repair Crack Repair, Item 416.0752.S.

### A Description

This special provision describes removing deteriorated concrete; furnishing, placing, and curing concrete to the original slope and grade; and reestablishing cracks or joints at areas the plans show and as the engineer directs.

The item Concrete Pavement Partial Depth Repair Joint Repair consists of removing deteriorated concrete at the areas designated in the plans, furnishing, placing, and curing concrete to the original slope and grade, and reestablishing joints.

The item Concrete Pavement Partial Depth Repair Crack Repair consists of removing deteriorated concrete at the areas designated in the plans, furnishing, placing, and curing concrete to the original slope and grade, and reestablishing cracks.

The item Concrete Pavement Partial Depth Repair Surface Repair consists of removing deteriorated concrete at the areas designated in the plans, furnishing, placing, and curing concrete to the original slope and grade.

The item Concrete Pavement Partial Depth Repair Edge Repair consists of removing deteriorated concrete at the areas designated in the plans, furnishing, placing, and curing concrete to the original slope and grade.

The item Concrete Pavement Partial Depth Repair Full Depth Adjustment consists of removing deteriorated concrete at the areas designated in the plans, furnishing and installing required pavement tie, furnishing, placing, and curing concrete to the original slope and grade, and reestablishing joints.

### A.1 General

Before starting the rehabilitation operation, establish traffic control for rehabilitation surveys and marking of locations.

Any removal and replacement of existing asphaltic concrete pavement in conjunction with the concrete pavement operations shall be incidental work for which no direct payment will be made unless otherwise shown in the plan.

Perform the removal operation in a manner that precludes damage to the remaining pavement. Any damage to the in-place concrete pavement by the contractor's operations, shall be repaired before acceptance as the engineer directs.

Milling is generally completed with one pass of the milling machine. The nominal width of Joint Repair or Crack Repair shall not exceed 12 inches (305 mm). Any repair area required beyond the nominal 12-inch (305 mm) width will be paid for as Surface Repair. The length of Full Depth Adjustment, along the transverse joint, from the nearest longitudinal joint, shall not be greater than 18 inches (458 mm).

If during removal operations it is determined that a full-lane width, full-depth repair is required, the contractor will receive partial payment for a measured quantity of the intended repair item, and the work shall be completed under the item of Concrete Pavement Repair, Item 416.0710. If after milling a transverse joint deteriorated concrete exists greater than 4 inches wide and 6 feet in length, the joint shall be converted to a full-depth Concrete Pavement Repair.

Do not place repair concrete when the ambient air temperature is below 50° F (10° C), except as permitted by the engineer. When the ambient air temperature is below 50° F (10° C) the engineer may require covering during the initial curing period.

Partial depth repair areas should be inspected for possible debonding, by chain dragging or other suitable procedure, before opening to public traffic. De-bonded repairs must be removed and replaced.

Opening of pavement repairs to traffic will be controlled by cylinder tests, as set forth in standard spec 415.3.15.

Replace any area of the asphaltic shoulder damaged during the pavement removal operations under this item with a commercially produced asphaltic patching material to the elevation of the adjacent shoulder.

At no expense to the department, remove and replace any areas of failure that appear within one month of the original repair, or any subsequent repair, including traffic control. Failures include but may not be limited to loss of bonding to the in-place concrete, spalling, or crack apparent in the repair other than the desired crack in the newly constructed joint or reestablished crack.

## A.2 Equipment

Use only concrete milling machines that are equipped with a device for stopping at preset depths to prevent damage to dowel bars. Additionally, shroud the equipment to prevent discharge of any loosened material into adjacent work areas or live traffic lanes.

Use air chippers or breakers for chipping the old concrete surface that have a total weight not exceeding 30 lb. (13.6 kg) and are equipped with flat, chisel-type points that have cutting edges not less than .75 inch (19 mm) or greater than 3 inches (76.2 mm) wide.

Use concrete mixing equipment that provides material of uniform consistency. Do not prepare site-mixed concrete more than ½ hour before placement. Do not prepare ready-mixed concrete more than 1 hour before placement.

Use mechanical vibrators that are capable of operating at frequencies sufficient to achieve thorough and uniform consolidation, but not less than 7000 impulses per minute. Have available at least one spare vibrator, in working order and of sufficient frequency, on the work site before concrete placement is started.

## B Materials

All materials used in the work shall conform to the requirements specified for the class of material named.

### B.1 Concrete

The replacement concrete shall comply with the standard specifications except as modified below. It shall be furnished, placed, and cured according to the provisions in the plans, specifications, and contract.

Use the following proportions, assuming a specific gravity of 2.65, for 1 cubic yard (cubic meter) of concrete:

850 lb. (505 kg) Portland Concrete	(Type 1 or Type III or Type IL)
1338 lb. (794 kg) Fine Aggregate	(See table below for gradation)
1338 lb. (794 kg) Coarse Aggregate	(See table below for gradation)

#### Coarse Aggregate Gradation

SIEVE SIZE	PERCENT PASSING (by weight)
3/8 (9.5 mm)	100
#4 (4.75 mm)	55-95
#50 (300 µm)	0-5
#200 (75 µm)	0-1.0

#### Fine Aggregate Gradation

SIEVE SIZE	PERCENT PASSING (by weight)
3/8 (9.5 mm)	100
#4 (4.75 mm)	90-100
#16 (1.18 mm)	45-85
#50 (300 µm)	5-30
#100 (150 µm)	0-10
#200 (75 µm)	0-2.5

Maximum slump shall be 1 inch (25 mm).

Air Content shall be 6% ±1.5%.

ASTM C494 Type A admixture shall be used, unless Type E is used.

ASTM C494 Type E admixture may be used, according to the manufacturer's recommendations, to achieve the required opening strength in the desired time period. Dosage will vary with ambient temperature and desired opening time.

The use of more than 50% of the maximum manufacturer's recommended dosage of Type E admixture will require the concrete to be sprayed with curing compound and covered with wet burlene.

## **B.2 Compression Relief Material**

Provide compression relief material that is made of a rigid, compressible, non-absorbent material.

## **B.3 Bonding Agent**

Use bonding grout that consists of equal portions of Portland cement and sand, mixed with sufficient water to form a slurry having the consistency of thick cream.

## **B.4 Concrete Curing Agent**

Provide a concrete curing agent that is a resin of 100 percent poly-alpha-methylstyrene type curing compound meeting ASTM C309, Type 2, Class B specifications and conforming to all requirements according to the following table:

<b>Properties</b>	<b>Minimum</b>	<b>Maximum</b>
Total Solids, % by weight of compound	42	
Reflectance in 72 hours (ASTM E1347)	65	
Loss of Water, kg/m <sup>2</sup> in 24 hours (ASTM C156)		0.15
Loss of water, kg/m <sup>2</sup> in 72 hours (ASTM C156)		0.40
Settling Test, ml/100 ml in 72 hours <sup>[1]</sup>		2
V.O.C. Content, g/L		350
Infrared Spectrum, Vehicle <sup>[2]</sup>	100% alpha-methylstyrene	

<sup>[1]</sup> Test Method on file at the department's Materials Testing Lab.

<sup>[2]</sup> The infrared scan for the dried vehicle from the curing compound shall match the infrared scan on file at the department's Materials Testing Lab.

Shelf life of the product shall be six months from date of manufacture. The product may be re-tested by the department's Materials Testing Lab and re-approved, if the physical and chemical properties have not changed, for an additional six months. However, the maximum shelf life shall not exceed one year from manufacture date.

The engineer will allow the contractor to open to construction and public traffic when the concrete reaches 2000 psi.

## **C Construction**

Remove the concrete by milling to the depths and dimensions as shown on the plan or as determined by the engineer, or both.

Milling may be accomplished either longitudinally or transversely to the joint, crack, or edge. The removal process must not damage dowel bars. In the event a dowel bar exhibits excessive corrosion, cut or burn-off the bar.

The removal of the concrete surface in the designated repair areas shall have a minimum depth of 2 inches (50.8 mm) with all deteriorated concrete removed to a maximum depth of one-half the pavement thickness, or the top of the dowel bars. Using air chippers, remove all cracked or deteriorated concrete exposed after milling to sound concrete. Chipping at the milled surface of the crack or joint shall be a minimum 2 inches wide and shall be at a 1:1 slope.

When dowel bars are present, take precaution not to disturb unsound concrete below the tops of the dowels. If some of this unsound material is accidentally blown out during the cleaning process, fill in the voids with clean, dry sand.

Use air chippers only for final preparation of the repair area.

Storage of the removed material on the roadway will only be permitted in conjunction with a continuous removal and pick-up operation. During non-working hours, clear the roadway of all materials and equipment.

The removed pavement shall become the property of the contractor and disposed of as specified in standard spec 204.3.1.3.

Install pavement ties conforming to standard spec 416.3.6.

Sandblast all exposed surfaces within 24 hours before concrete placement. If it rains before concrete placement, sandblast the repair areas again. Additionally, clean the repair areas of loose material by air blasting before applying the bonding grout.

Coat exposed surfaces of dowel bars to prevent bonding between the bar and the repair concrete. Take precaution to prevent contamination of existing concrete in the repair area.

Place compression relief material to maintain the continuity of the existing crack or to reestablish the joint in a full-depth adjustment. Install compression relief material such that it remains in position and is tight to all edges during placement of the repair concrete. During concrete placement and vibrating, keep the compression relief material in contact with the bottom of the repair area. To ensure that cracks are reestablished in their original locations, scribe their locations on the adjoining pavement outside the removal area before removal operations.

Reestablish cracks and joints to a 1/4-inch width, or to the existing crack or joint width, whichever is greater.

Immediately before placing the concrete, coat the repair surface with bonding grout. The surface shall be completely dry for at least one-half hour before coating with bonding grout. If the surface isn't completely dry, dry the surface using heat to remove all moisture from the repair surface. Mix the grout by mechanical means and thoroughly brush it over the prepared concrete surface to ensure that all parts receive an even coating. No excess grout shall be permitted to collect in pockets. Place grout within one and a half hours of mixing. If the grout whitens, sandblast, and re-grout.

Vibrate concrete as necessary to uniformly and thoroughly consolidate the entire mass of fresh concrete without causing segregation of the aggregates or the formation of localized areas of grout.

Concrete repairs shall not protrude beyond the original cross-section of the pavement by more than 3/8 inch (9.5 mm). The edges shall be formed or sawn full-depth.

Strike-off the surface of the repaired area flush with the adjacent concrete and finish the surface to a uniform texture, true to grade and cross section and free from porous areas. As a final finishing operation, float the concrete toward the edges of the repair.

While the concrete is still plastic, the repair shall be tested for trueness with a straightedge.

Reestablish cracks using compression relief material to or beyond the surface of the repair. Initially reestablish joints in plastic concrete by using a jointing tool. Establish tooled joints to a minimum depth of 2 inches. Tooled edges shall be provided, adjacent to all compression relief material, in fresh concrete. Complete the removal of excess compression relief material above the pavement surface without damage to the repair area. The method of removal will be reviewed and approved by the engineer before any removal.

Surface texturing, if required by the engineer, shall consist of a broomed finish in the long dimension direction of the repair.

Apply curing compound to the fresh concrete as soon as possible. Apply the compound uniformly, at a minimum rate of one gallon per 100 square feet (0.41 L/m<sup>2</sup>).

Restore joints by sawing. Saw the joints in a single cut, to the width and depth the plans show, and conforming to standard spec 415.3.9.

Thoroughly clean the joint or crack after sawing to remove loose compressible material.

#### **D Measurement**

The department will measure Concrete Pavement Partial Depth Repair Joint Repair; Concrete Pavement Partial Depth Repair Crack Repair; and Concrete Pavement Partial Depth Repair Edge Repair by the linear foot, acceptably completed.

The department will measure Concrete Pavement Partial Depth Repair Surface Repair and Concrete Pavement Partial Depth Repair Full Depth Adjustment in area by the square foot, acceptably completed.

## E Payment

The department will pay for measured quantities at the contract unit price under the following bid items:

ITEM NUMBER	DESCRIPTION	UNIT
416.0752.S	Concrete Pavement Partial Depth Repair Crack Repair	LF

If a Partial Depth Repair item is changed, by the engineer, to a full-depth repair, the contractor shall be paid at a measured quantity of 40 percent of the intended repair plus the full cost for Full Depth Repair.

Payment for Concrete Pavement Partial Depth Repair Joint Repair, Concrete Pavement Partial Depth Repair Crack Repair, and Concrete Pavement Partial Depth Repair Edge Repair is full compensation for removing the concrete; disposing of materials; furnishing and placing sand where required; furnishing and placing compression relief material where required; furnishing and placing preformed joint filler where required; placement and curing of the concrete; and for reestablishing cracks or joints.

Payment for Concrete Pavement Partial Depth Repair Surface Repair and Concrete Pavement Partial Depth Repair Full Depth Adjustment is full compensation for removing the concrete; for disposing of materials; furnishing and installing pavement ties where necessary; furnishing and placing preformed joint filler where required; furnishing and placing compression relief material where required; replacing the concrete; and reestablishing joints. The item Partial Depth Repair, Full Depth Adjustment will be paid for as a separate item at locations where it is necessary to extend the repair through the full remaining concrete pavement thickness.

stp-416-015 (20210708)

## 28. QMP HMA Pavement Nuclear Density.

### A Description

*Replace standard spec 460.3.3.2 (1) and standard spec 460.3.3.2 (4) with the following:*

- (1) This special provision describes density testing of in-place HMA pavement with the use of nuclear density gauges. Conform to standard spec 460 except as modified in this special provision.
- (2) Provide and maintain a quality control program defined as all activities and documentation of the following:
  1. Selection of test sites.
  2. Testing.
  3. Necessary adjustments in the process.
  4. Process control inspection.
- (3) Chapter 8 of the department's construction and materials manual (CMM) provides additional detailed guidance for QMP work and describes required procedures.

<https://wisconsindot.gov/rdwy/cmm/cm-08-00.pdf>

- (4) The department's Materials Reporting System (MRS) software allows contractors to submit data to the department electronically, estimate pay adjustments, and print selected reports. Qualified personnel may obtain MRS software from the department's web site at:

<http://www.atwoodsystems.com/>

### B Materials

#### B.1 Personnel

- (1) Nuclear gauge owners and personnel using nuclear gauges shall comply with WisDOT requirements according to 460.3.3 and CMM 815.

#### B.2 Testing

- (1) Conform to WTM T355 and CMM 815 for density testing and gauge monitoring methods. Conform to CMM 815.10.4 for test duration and gauge placement.

## **B.3 Equipment**

### **B.3.1 General**

- (1) Furnish nuclear gauges according to CMM 815.2.
- (2) Furnish nuclear gauges from the department's approved product list at:

<https://wisconsindot.gov/Pages/doing-bus/eng-consultants/cnslt-rsrcs/tools/appr-prod/default.aspx>

### **B.3.2 Comparison of Nuclear Gauges**

#### **B.3.2.1 Comparison of QC and QV Nuclear Gauges**

- (1) Compare QC and QV nuclear gauges according to WTM T355.

#### **B.3.2.2 Reference Site Monitoring**

- (1) Conduct reference site monitoring for both QC and QV gauges according to WTM T355.

## **B.4 Quality Control Testing and Documentation**

### **B.4.1 Lot and Sublot Requirements**

#### **B.4.1.1 Mainline Traffic Lanes, Shoulders, and Appurtenances**

- (1) Divide the pavement into lots and sublots for nuclear density testing according to CMM 815.10.2.
- (2) Determine required number of tests according to CMM 815.10.2.1.
- (3) Determine random testing locations according to CMM 815.10.3.

#### **B.4.1.2 Side Roads, Crossovers, Turn Lanes, Ramps, and Roundabouts**

- (1) Divide the pavement into lots and sublots for nuclear density testing according to CMM 815.10.2.
- (2) Determine required number of tests according to CMM 815.10.2.2.
- (3) Determine random testing locations according to CMM 815.10.3.

### **B.4.2 Pavement Density Determination**

#### **B.4.2.1 Mainline Traffic Lanes and Appurtenances**

- (1) Calculate the average sublot densities using the individual test results in each sublot.
- (2) If all sublot averages are no more than one percent below the target density, calculate the daily lot density by averaging the results of each random QC test taken on that day's material.
- (3) If any sublot average is more than one percent below the target density, do not include the individual test results from that sublot when computing the lot average density and remove that sublot's tonnage from the daily quantity for incentive. The tonnage from any such sublot is subject to disincentive pay as specified in standard spec 460.5.2.2.

#### **B.4.2.2 Mainline Shoulders**

##### **B.4.2.2.1 Width Greater Than 5 Feet**

- (1) Determine the pavement density as specified in B.4.2.1.

##### **B.4.2.2.2 Width of 5 Feet or Less**

- (1) If all sublot test results are no more than 3.0 percent below the minimum target density, calculate the daily lot density by averaging all individual test results for the day.
- (2) If a sublot test result is more than 3.0 percent below the target density, the engineer may require the unacceptable material to be removed and replaced with acceptable material or allow the nonconforming material to remain in place with a 50 percent pay reduction. Determine the limits of the unacceptable material according to B.4.3.

##### **B.4.2.3 Side Roads, Crossovers, Turn Lanes, Ramps, and Roundabouts**

- (1) Determine the pavement density as specified in B.4.2.1.

#### **B.4.2.4 Documentation**

- (1) Document QC density test data as specified in CMM 815. Provide the engineer with the data for each lot within 24 hours of completing the QC testing for the lot.



### **B.4.3 Corrective Action**

- (1) Notify the engineer immediately when an individual test is more than 3.0 percent below the specified minimum in standard spec 460.3.3.1. Investigate and determine the cause of the unacceptable test result.
- (2) The engineer may require unacceptable material specified in B.4.3(1) to be removed and replaced with acceptable material or allow the nonconforming material to remain in place with a 50 percent pay reduction. Determine limits of the unacceptable area by measuring density of the layer at 50-foot increments both ahead and behind the point of unacceptable density and at the same offset as the original test site. Continue testing at 50-foot increments until a point of acceptable density is found as specified in standard spec 460.5.2.2(1). Removal and replacement of material may be required if extended testing is in a previously accepted subplot. Testing in a previously accepted subplot will not be used to recalculate a new lot density.
- (3) Compute unacceptable pavement area using the product of the longitudinal limits of the unacceptable density and the full subplot width within the traffic lanes or shoulders.
- (4) Retesting and acceptance of replaced pavement will be as specified in standard spec 105.3.
- (5) Tests indicating density more than 3.0 percent below the specified minimum, and further tests taken to determine the limits of unacceptable area, are excluded from the computations of the subplot and lot densities.
- (6) If two consecutive subplot averages within the same paving pass and same target density are more than one percent below the specified target density, notify the engineer and take necessary corrective action. Document the locations of such sublots and the corrective action that was taken.

## **B.5 Department Testing**

### **B.5.1 Verification Testing**

- (1) The department will have a HTCP certified technician, or ACT working under a certified technician, perform verification testing. The department will test randomly at locations independent of the contractor's QC work. The department will perform verification testing at a minimum frequency of 10 percent of the sublots and a minimum of one subplot per mix design. The sublots selected will be within the active work zone. The contractor will supply the necessary traffic control for the department's testing activities.
- (2) The QV tester will test each selected subplot using the same testing requirements and frequencies as the QC tester.
- (3) If the verification subplot average is not more than one percent below the specified minimum target density, use the QC tests for acceptance.
- (4) If the verification subplot average is more than one percent below the specified target density, compare the QC and QV subplot averages. If the QV subplot average is within 1.0 lb/ft<sup>3</sup> of the QC subplot average, use the QC tests for acceptance.
- (5) If the first QV/QC subplot average comparison shows a difference of more than 1.0 lb/ft<sup>3</sup> each tester will perform an additional set of tests within that subplot. Combine the additional tests with the original set of tests to compute a new subplot average for each tester. If the new QV and QC subplot averages compare to within 1.0 lb/ft<sup>3</sup>, use the original QC tests for acceptance.
- (6) If the QV and QC subplot averages differ by more than 1.0 lb/ft<sup>3</sup> after a second set of tests, resolve the difference with dispute resolution specified in B.6. The engineer will notify the contractor immediately when density deficiencies or testing precision exceeding the allowable differences are observed.

### **B.5.2 Independent Assurance Testing**

- (1) Independent assurance is unbiased testing the department performs to evaluate the department's verification and the contractor's QC sampling and testing including personnel qualifications, procedures, and equipment. The department will perform the independent assurance review according to the department's independent assurance program.

## **B.6 Dispute Resolution**

- (1) The testers may perform investigation in the work zone by analyzing the testing, calculation, and documentation procedures. The testers may perform gauge comparison according to B.3.2.1.
- (2) The testers may use comparison monitoring according to B.3.2.2 to determine if one of the gauges is out of tolerance. If a gauge is found to be out of tolerance with its reference value, remove the gauge from the project and use the other gauge's test results for acceptance.

- (3) If the testing discrepancy cannot be identified, the contractor may elect to accept the QV subplot density test results or retesting of the subplot in dispute within 48 hours of paving. Traffic control costs will be split between the department and the contractor.
- (4) If investigation finds that both gauges are in error, the contractor and engineer will reach a decision on resolution through mutual agreement.

**B.7 Acceptance**

- (1) The department will not accept QMP HMA Pavement Nuclear Density if a non-compared gauge is used for contractor QC tests.

**C (Vacant)**

**D (Vacant)**

**E Payment**

**E.1 QMP Testing**

- (1) Costs for all sampling, testing, and documentation required under this special provision are incidental to the work. If the contractor fails to perform the work required under this special provision, the department may reduce the contractor's pay. The department will administer pay reduction under the Non-performance of QMP administrative item.

**E.2 Disincentive for HMA Pavement Density**

- (1) The department will administer density disincentives as specified in standard spec 460.5.2.2.

**E.3 Incentive for HMA Pavement Density**

- (1) The department will administer density incentives as specified in standard spec 460.5.2.3.  
stp-460-020 (20230629)

**29. HMA Pavement 4 SMA 58-28 H, Item 460.8424;  
HMA Pavement Test Strip Volumetrics, Item 460.0115.S;  
HMA Pavement Test Strip Density, Item 460.0120.S.**

**A Description**

Conform to standard spec 450 and 460 except as modified in this special provision.

**B (Vacant)**

**C Construction**

*Add the following to standard spec 450.3.1.3 to require transfer vehicle for SMA:*

- (2) Use a Material Transfer Vehicle when constructing SMA pavement.

*Add the following to standard spec 450.3.1.5 to prohibit rubber-tire roller on SMA:*

- (3) Do not use a rubber-tired roller for compaction of SMA pavement.

*Add the following to standard spec 460.3.3.2 to require and define approval criteria for SMA test strips:*

- (5) Construct a test strip according to CMM 815.13 to correlate nuclear gauges to pavement cores according to WTM T 355, confirm SMA in-place density using cores and determine mixture air voids. Submit the test strip start time and date to the department in writing at least 5 calendar days in advance of construction of the test strip. The department will assess the contractor \$2,000 for each instance according to Section E of this special provision if paving does not begin within 2 hours of the submitted start time, delaying the test strip. Alterations to the start time and date must be submitted to the department in writing a minimum of 24 hours prior to the start time. The contractor will not be liable for changes in start time related to adverse weather days as defined by standard spec 101.3 or equipment breakdown verified by the department.

Construct the test strip at the beginning of work for each SMA mixture, for each layer and for each thickness. All SMA test strip material produced shall meet the requirements in Tables 460-1 and 460-2 and conform to the JMF limits presented herein except as follows:

ITEM	JMF Limits
Asphaltic content in percent <sup>[1]</sup>	- 0.5
VMA in percent <sup>[2]</sup>	- 1.0
Air Voids in percent	According to the SMA Test Strip Approval Criteria Below

<sup>[1]</sup> Asphalt content more than -0.5% below the JMF will be referee tested by BTS using automated extraction according to WTM D8159.

<sup>[2]</sup> VMA limits based on minimum requirement for mix design nominal maximum aggregate size in table 460-1 as modified herein.

The test strip shall remain in place and become part of the completed pavement when acceptably produced, acceptably compacted, and meets finish and smoothness requirements. CMM 815 describes the SMA density and volumetric testing tolerances required for the test strip.

- (6) The test strip is to be treated as a single/separate lot and will have densities and pay adjustments calculated accordingly. The department will test one of the two split samples for volumetrics to determine test strip approval. If the QV air void sample is outside of the limits for 100% pay (i.e.,  $3.2 \leq Va \leq 5.8$ ), send both QV-retained split samples to BTS for dispute resolution testing. The results from the BTS dispute resolution testing will determine material conformance and payment for the test strip according to the SMA Prorated Pay Factors Table in CMM 836.9.3.3. If QV and QC test results exceed testing tolerances (0.015 for Gmm or Gmb), both retained split samples will be tested by BTS. In this case, additional investigation shall be conducted to identify the source of the difference between QV and QC data and BTS referee test data will be used to determine material conformance and pay.

Pay adjustments made as part of dispute resolution on test strip material will be limited to the test strip and will not extend to material placed during main production nor will pay adjustments made on main production extend into the test strip. The department will notify the contractor within 24 hours of the start of test strip construction regarding approval to proceed with paving beyond the test strip. The department will evaluate mixture air voids, test strip density, and nuclear gauge to core correlation in determining test strip approval and material conformance according to the following:

**SMA Test Strip Approval Criteria**

Approval / Material Conformance <sup>[1]</sup>	QV Air Voids	Average Density of All Cores <sup>[2]</sup>	Outcome of Test Strip for Contractor
Approved / Material Conforming	$3.2 \leq Va \leq 5.8$	$\geq 93.0 \%$	Proceed with production
Test Strip Approved / Material Nonconforming	$2.8 \leq Va \leq 3.2$ or $5.8 < Va \leq 6.2$	$\geq 91.0 \%$	Propose solution and proceed with production. Payment for material will be based on BTS referee tests.
Test Strip Not Approved / Material Nonconforming	$2.5 \leq Va < 2.8$ or $6.2 < Va \leq 6.5$	$< 91.0 \%$	Stop production, submit cause and solution, make additional 500-ton test strip. Payment for material will be based on BTS referee tests.
Test Strip and Material are Unacceptable <sup>[3]</sup>	$Va < 2.5$ or $Va > 6.5$	$< 90.0 \%$	Stop production, submit cause and solution, make additional 500-ton test strip, and complete new core to nuclear density gauge correlation.

<sup>[1]</sup> The overall result of each test strip will coincide with the more restrictive result from air voids or density.

<sup>[2]</sup> Individual nuclear density test results more than 3.0% below the minimum density requirement must be addressed according to CMM 815.11.

<sup>[3]</sup> Unacceptable material will be removed and replaced at no additional cost to the department. Alternatively, the engineer may allow the material to remain in place with a 50 percent payment factor. Material allowed to remain in place requires another test strip prior to additional paving.

- (7) An acceptable core to nuclear density gauge correlation must be completed by both the contractor and department according to CMM 815 as part of the test strip.

- (8) A maximum of two test strips will be allowed to remain in place per layer per contract. If the contractor changes the mix design for a given mix type during a contract, no additional compensation will be paid by the department for the required additional test strip and the department will assess the contractor \$2,000 for each additional test strip according to Section E of this special provision.

**D Measurement**

*Add the following to standard spec 460.4:*

- (2) The department will measure HMA Pavement Test Strip Volumetrics and HMA Pavement Test Strip Density as each unit of work, acceptably completed, as described in CMM 815. Material quantities will be determined according to standard spec 450.4.

**E Payment**

*Replace standard spec 460.5.1 with the following:*

The department will pay for measured quantities at the contract unit price under the following bid items:

ITEM NUMBER	DESCRIPTION	UNIT
460.8424	HMA Pavement 4 SMA 58-28 H	TON
460.0115.S	HMA Pavement Test Strip Volumetrics	EACH
460.0120.S	HMA Pavement Test Strip Density	EACH

Payment for SMA is full compensation for providing SMA mixture designs; for preparing foundation; for volumetric and density testing and aggregate source testing; for asphalt binder from recycled sources; for asphalt binder modification or processes; and addition of fibers, fines, or filler.

Payment for HMA Pavement Test Strip Volumetrics is full compensation for volumetric sampling, splitting, and testing; and for proper labeling, handling; and retention of split samples.

Payment for HMA Pavement Test Strip Density is full compensation for collecting and measuring of pavement cores, acceptably filling core holes, providing of nuclear gauges and operator(s), and all other work associated with completion of a core-to-gauge correlation, as directed by the engineer.

The department will pay separately for a material transfer vehicle.

Acceptable HMA mixture placed on the project as part of a volumetric or density test strip will be compensated by the appropriate HMA Pavement bid item with any applicable pay adjustments. If a test strip is delayed as defined in standard spec 460.3.3.2(5) as modified herein, the department will assess the contractor \$2,000 for each instance, under the HMA Delayed Test Strip administrative item. If an additional test strip is required because the initial test strip is not approved by the department, or the mix design is changed by the contractor, the department will assess the contractor \$2,000 for each additional test strip (i.e., \$2,000 for each individual volumetrics or density test strip) under the HMA Additional Test Strip administrative item.

stp-460-030 (20230629)

**30. HMA Percent Within Limits (PWL) Test Strip Volumetrics, Item 460.0105.S;  
HMA Percent Within Limits (PWL) Test Strip Density, Item 460.0110.S.**

**A Description**

This special provision describes the Hot Mix Asphalt (HMA) density and volumetric testing tolerances required for an HMA test strip. An HMA test strip is required for contracts constructed under HMA Percent Within Limits (PWL) QMP. A density test strip is required for each pavement layer placed over a specific, uniform underlying material, unless specified otherwise in the plans. Each contract is restricted to a single mix design per mix type per layer (e.g., upper layer and lower layer may have different mix type specified or may have the same mix type with different mix designs). Each mix design requires a separate test strip. Density and volumetrics testing will be conducted on the same test strip whenever possible.

Perform work according to standard spec 460 and as follows.

**B Materials**

Use materials conforming to HMA Pavement Percent Within Limits (PWL) QMP special provision.

## C Construction

### C.1 Test Strip

Submit the test strip start time and date to the department in writing at least 5 calendar days in advance of construction of the test strip. If the contractor fails to begin paving within 2 hours of the submitted start time, the test strip is delayed, and the department will assess the contractor \$2,000 for each instance according to Section E of this document. Alterations to the start time and date must be submitted to the department in writing a minimum of 24 hours prior to the start time. The contractor will not be liable for changes in start time related to adverse weather days as defined by standard spec 101.3 or equipment breakdown verified by the department.

On the first day of production for a test strip, produce approximately 750 tons of HMA. (Note: adjust tonnage to accommodate natural break points in the project.) Locate test strips in a section of the roadway to allow a representative rolling pattern (i.e. not a ramp or shoulder, etc.).

#### C.1.1 Sampling and Testing Intervals

##### C.1.1.1 Volumetrics

Laboratory testing will be conducted from a split sample yielding three components, with portions designated for QC (quality control), QV (quality verification), and retained.

During production for the test strip, obtain sufficient HMA mixture for three-part split samples from trucks prior to departure from the plant. Collect three split samples during the production of test strip material. Perform sampling from the truck box and three-part splitting of HMA according to WTM R47. These three samples will be randomly selected by the engineer from each *third* of the test strip tonnage (T), excluding the first 50 tons:

<u>Sample Number</u>	<u>Production Interval (tons)</u>
1	50 to 1/3 T
2	1/3 T to 2/3 T
3	2/3 T to T

##### C.1.1.2 Density

Required field tests include contractor QC and department QV nuclear density gauge tests and pavement coring at ten individual locations (five in each half of the test strip length) according to Appendix A: *Test Methods and Sampling for HMA PWL QMP Projects*. Both QV and QC teams shall have two nuclear density gauges present for correlation at the time the test strip is constructed. QC and QV teams may wish to scan with additional gauges at the locations detailed in Appendix A, as only gauges used during the test strip correlation phase will be allowed.

#### C.1.2 Field Tests

##### C.1.2.1 Density

For contracts that include STSP 460-020 QMP Density in addition to PWL, a gauge comparison according to WTM T355 shall be completed prior to the day of test strip construction. Daily standardization of gauges on reference blocks and a project reference site shall be performed according to WTM T355. A standard count shall be performed for each gauge on the material placed for the test strip, prior to any additional data collection. Nuclear gauge readings and pavement cores shall be used to determine nuclear gauge correlation according to Appendix A. The two to three readings for the five locations across the mat for each of two zones shall be provided to the engineer. The engineer will analyze the readings of each gauge relative to the densities of the cores taken at each location. The engineer will determine the average difference between the nuclear gauge density readings and the measured core densities to be used as a constant offset value. This offset will be used to adjust raw density readings of the specific gauge and shall appear on the density data sheet along with gauge and project identification. An offset is specific to the mix and layer; therefore, a separate value shall be determined for each layer of each mix placed over a differing underlying material for the contract. This constitutes correlation of that individual gauge for the given layer. Two gauges per team are not required to be onsite daily after completion of the test strip. Any data collected without a correlated gauge will not be accepted.

The contractor is responsible for coring the pavement from the footprint of the density tests and filling core holes according to Appendix A. Coring and filling of pavement core holes must be approved by the engineer. The QV team is responsible for the labeling and safe transport of the cores from the field to the QC laboratory. Testing of cores shall be conducted by the contractor and witnessed by department personnel. The contractor is responsible for drying the cores following testing. The department will take possession of cores following laboratory testing and will be responsible for any verification testing at the discretion of the engineer.

The target maximum density to be used in determining core density is the average of the three volumetric/mix Gmm values from the test strip multiplied by 62.24 lb/ft<sup>3</sup>. In the event mix and density portions of the test strip procedure are separated, or if an additional density test strip is required, the mix portion must be conducted prior to density determination. The target maximum density to determine core densities shall then be the Gmm four-test running average (or three-test average from a PWL volumetric-only test strip) from the end of the previous day's production multiplied by 62.24 lb/ft<sup>3</sup>. If no PWL production QV volumetric test is to be taken in a density-only test strip, a non-random QV test will be taken according to 460.2.8.3.1.4 as modified in HMA Pavement Percent Within Limits (PWL) QMP and if non-conforming to C.2.1 herein, follow corrective action outlined in 460.2.8.2.1.7(4) as modified in HMA Pavement Percent Within Limits (PWL) QMP.

Exclusions such as shoulders and appurtenances shall be tested and reported according to CMM 815. However, all acceptance testing of shoulders and appurtenances will be conducted by the department, and average lot (daily) densities must conform to standard spec Table 460-3. No density incentive or disincentive will be applied to shoulders or appurtenances. However, unacceptable shoulder material will be handled according to standard spec 460.3.3.1 and CMM 815.11.

### C.1.3 Laboratory Tests

#### C.1.3.1 Volumetrics

Obtain random samples according to C.1.1.1 and Appendix A. Perform tests the same day as taking the sample.

Theoretical maximum specific gravities of each mixture sample will be obtained. Bulk specific gravities of both gyratory compacted samples and field cores shall be determined. The bulk specific gravity values determined from field cores shall be used to calculate a correction factor (i.e., offset) for each QC and QV nuclear density gauge. The correction factor will be used throughout the remainder of the layer.

### C.2 Acceptance

#### C.2.1 Volumetrics

Produce mix conforming to the following limits based on individual QC and QV test results (tolerances based on most recent JMF):

ITEM	ACCEPTANCE LIMITS
Percent passing given sieve:	
37.5-mm	+/- 8.0
25.0-mm	+/- 8.0
19.0-mm	+/- 7.5
12.5-mm	+/- 7.5
9.5-mm	+/- 7.5
2.36-mm	+/- 7.0
75-µm	+/- 3.0
Asphaltic content in percent <sup>[1]</sup>	- 0.5
Air Voids	-1.5 & +2.0
VMA in percent <sup>[2]</sup>	- 1.0
Maximum specific gravity	+/- 0.024

<sup>[1]</sup> Asphalt content more than -0.5% below the JMF will be referee tested by the department's AASHTO accredited laboratory and HTCP certified personnel using automated extraction.

<sup>[2]</sup> VMA limits based on minimum requirement for mix design nominal maximum aggregate size in [table 460-1](#).

QV samples will be tested for Gmm, Gmb, and AC. Air voids and VMA will then be calculated using these test results.

Calculation of air voids shall use either the QC, QV, or retained split sample test results, as identified by conducting the paired t-test with the WisDOT PWL Test Strip Spreadsheet.

If QC and QV test results do not correlate as determined by the split sample comparison, the retained split sample will be tested by the department's AASHTO accredited laboratory and HTCP certified personnel as a referee test. Additional investigation shall be conducted to identify the source of the difference between QC and QV data. Referee data will be used to determine material conformance and pay.

### C.2.2 Density

Compact all layers of test strip HMA mixture according to Table 460-3.

Nuclear density gauges are acceptable for use on the project only if correlation is completed for that gauge during the time of the test strip and the department issues documentation of acceptance stating the correlation offset value specific to the gauge and mix design. The offset is not to be entered into any nuclear density gauge as it will be applied by the department-furnished Field Density Worksheet.

### C.2.3 Test Strip Approval and Material Conformance

All applicable laboratory and field testing associated with a test strip shall be completed prior to any additional mainline placement of the mix. All test reports shall be submitted to the department upon completion and approved before paving resumes. The department will notify the contractor within 24 hours from start of test strip regarding approval to proceed with paving unless an alternate time frame is agreed upon in writing with the department. The 24-hour approval time includes only working days as defined in standard spec 101.3.

The department will evaluate material conformance and make pay adjustments based on the PWL value of air voids and density for the test strip. The QC core densities and QC and QV mix results will be used to determine the PWL values as calculated according to Appendix A.

The PWL values for air voids and density shall be calculated after determining core densities. An approved test strip is defined as the individual PWL values for air voids and density both being equal to or greater than 75, mixture volumetric properties conforming to the limits specified in C.2.1, and an acceptable gauge-to-core correlation. Further clarification on PWL test strip approval and appropriate post-test strip actions are shown in the following table:

PWL TEST STRIP APPROVAL AND MATERIAL CONFORMANCE CRITERIA

PWL VALUE FOR AIR VOIDS AND DENSITY	TEST STRIP APPROVAL	MATERIAL CONFORMANCE	POST-TEST STRIP ACTION
Both PWL $\geq$ 75	Approved <sup>1</sup>	Material paid for according to Section E	Proceed with Production
50 $\leq$ Either PWL < 75	Not Approved	Material paid for according to Section E	Consult BTS to determine need for additional test strip
Either PWL < 50	Not Approved	Unacceptable material removed and replaced or paid for at 50% of the contract unit price according to Section E	Construct additional Volumetrics or Density test strip as necessary

<sup>1</sup> In addition to these PWL criteria, mixture volumetric properties must conform to the limits specified in C.2.1, split sample comparison must have a passing result and an acceptable gauge-to-core correlation must be completed.

A maximum of two test strips will be allowed to remain in place per pavement layer per contract. If material is removed, a new test strip shall replace the previous one at no additional cost to the department. If the contractor changes the mix design for a given mix type during a contract, no additional compensation will be paid by the department for the required additional test strip and the department will assess the contractor \$2,000 for the additional test strip according to Section E of this special provision. For simultaneously conducted density and volumetric test strip components, the following must be achieved:

- i. Passing/Resolution of Split Sample Comparison
- ii. Volumetrics/mix PWL value  $\geq 75$
- iii. Density PWL value  $\geq 75$
- iv. Acceptable correlation

If not conducted simultaneously, the mix portion of a test strip must accomplish (i) and (ii), while density must accomplish (iii) and (iv). If any applicable criteria are not achieved for a given test strip, the engineer, with authorization from the department's Bureau of Technical Services, will direct an additional test strip (or alternate plan approved by the department) be conducted to prove the criteria can be met prior to additional paving of that mix. For a density-only test strip, determination of mix conformance will be according to main production, i.e., HMA Pavement Percent Within Limits (PWL) QMP special provision.

**D Measurement**

The department will measure HMA Percent Within Limits (PWL) Test Strip as each unit of work, acceptably completed as passing the required air void, VMA, asphalt content, gradation, and density correlation for a Test Strip. Material quantities shall be determined according to standard spec 450.4 and detailed here within.

**E Payment**

The department will pay for measured quantities at the contract unit price under the following bid item:

ITEM NUMBER	DESCRIPTION	UNIT
460.0105.S	HMA Percent Within Limits (PWL) Test Strip Volumetrics	EACH
460.0110.S	HMA Percent Within Limits (PWL) Test Strip Density	EACH

These items are intended to compensate the contractor for the construction of the test strip for contracts paved under the HMA Pavement Percent Within Limits QMP article.

Payment for HMA Percent Within Limits (PWL) Test Strip Volumetrics is full compensation for volumetric sampling, splitting, and testing, and for the proper labeling, handling, and retention of the split samples.

Payment for HMA Percent Within Limits (PWL) Test Strip Density is full compensation for collecting and measuring of pavement cores, acceptably filling core holes, providing of nuclear gauges and operator(s), and all other work associated with completion of a core-to-gauge correlation, as directed by the engineer.

Acceptable HMA mixture placed on the project as part of a volumetric or density test strip will be compensated by the appropriate HMA Pavement bid item with any applicable pay adjustments. If a test strip is delayed as defined in C.1 of this document, the department will assess the contractor \$2,000 for each instance, under the HMA Delayed Test Strip administrative item. If an additional test strip is required because the initial test strip is not approved by the department or the mix design is changed by the contractor, the department will assess the contractor \$2,000 for each additional test strip (i.e., \$2,000 for each individual volumetrics or density test strip) under the HMA Additional Test Strip administrative item.

Pay adjustment will be calculated using 65 dollars per ton of HMA pavement. The department will pay for measured quantities of mix based on \$65/ton multiplied by the following pay adjustment:

<b>PAY ADJUSTMENT FOR HMA PAVEMENT AIR VOIDS &amp; DENSITY</b>	
<i>PERCENT WITHIN LIMITS</i>	<i>PAYMENT FACTOR, PF</i>
<i>(PWL)</i>	<i>(percent of \$65/ton)</i>
$\geq 90$ to 100	$PF = ((PWL - 90) * 0.4) + 100$
$\geq 50$ to < 90	$(PWL * 0.5) + 55$
<50	50% <sup>[1]</sup>

where, PF is calculated per air voids and density, denoted  $PF_{air\ voids}$  and  $PF_{density}$

<sup>[1]</sup> Material resulting in PWL value less than 50 shall be removed and replaced, unless the engineer allows for such material to remain in place. In the event the material remains in place, it will be paid at 50% of the contract unit price of HMA pavement.



For air voids, PWL values will be calculated using lower and upper specification limits of 2.0 and 4.3 percent, respectively. Lower specification limits for density will be according to Table 460-3. Pay adjustment will be determined for an acceptably completed test strip and will be computed as shown in the following equation:

$$\text{Pay Adjustment} = (\text{PF}-100)/100 \times (\text{WP}) \times (\text{tonnage}) \times (\$65/\text{ton})^*$$

\*Note: If Pay Factor = 50, the contract unit price will be used in lieu of \$65/ton and the weighted percentage (WP) will equal 1.0.

The following weighted percentage (WP) values will be used for the corresponding parameter:

<u>Parameter</u>	<u>WP</u>
Air Voids	0.5
Density	0.5

Individual Pay Factors for each air voids ( $\text{PF}_{\text{air voids}}$ ) and density ( $\text{PF}_{\text{density}}$ ) will be determined.  $\text{PF}_{\text{air voids}}$  will be multiplied by the total tonnage produced (i.e., from truck tickets), and  $\text{PF}_{\text{density}}$  will be multiplied by the calculated tonnage used to pave the mainline only (i.e., traffic lane excluding shoulder) as determined according to Appendix A.

The department will pay incentive for air voids under the following bid item:

ITEM NUMBER	DESCRIPTION	UNIT
460.2005	Incentive Density PWL HMA Pavement	DOL
460.2010	Incentive Air Voids HMA Pavement	DOL

The department will administer disincentives under the Disincentive Density HMA Pavement and the Disincentive Air Voids HMA Pavement administrative items.

stp-460-040 (20230629)

### 31. HMA Pavement Percent Within Limits (PWL) QMP.

#### A Description

This special provision describes percent within limits (PWL) pay determination, providing and maintaining a contractor Quality Control (QC) Program, department Quality Verification (QV) Program, required sampling and testing, dispute resolution, corrective action, pavement density, and payment for HMA pavements. Pay is determined by statistical analysis performed on contractor and department test results conducted according to the Quality Management Program (QMP) as specified in standard spec 460, except as modified below.

#### B Materials

Conform to the requirements of standard spec 450, 455, and 460 except where superseded by this special provision. The department will allow only one mix design for each HMA mixture type per layer required for the contract, unless approved by the engineer. The use of more than one mix design for each HMA pavement layer will require the contractor to construct a new test strip according to HMA Pavement Percent Within Limits (PWL) QMP Test Strip Volumetrics and HMA Pavement Percent Within Limits (PWL) QMP Test Strip Density articles at no additional cost to the department.

*Replace standard spec 460.2.8.2.1.3.1 Contracts with 5000 Tons of Mixture or Greater with the following:*

**460.2.8.2.1.3.1 Contracts under Percent within Limits**

(1) Furnish and maintain a laboratory at the plant site fully equipped for performing contractor QC testing. Have the laboratory on-site and operational before beginning mixture production.

(2) Obtain random samples and perform tests according to this special provision and further defined in Appendix A: *Test Methods & Sampling for HMA PWL QMP Projects*. Obtain HMA mixture samples from trucks at the plant. For the subplot in which a QV sample is collected, discard the QC sample and test a split of the QV sample.

(3) Perform sampling from the truck box and three-part splitting of HMA samples according to WTM R47. Sample size must be adequate to run the appropriate required tests in addition to one set of duplicate tests that may be required for dispute resolution (i.e., retained). This requires sample sizes which yield three splits for all random sampling per subplot. All QC samples shall provide the following: QC, QV, and Retained. The contractor shall take possession and test the QC portions. The department will observe the splitting and take possession of the samples intended for QV testing (i.e., QV portion from each sample) and the Retained portions. Additional sampling details are found in Appendix A. Label samples according to WTM R97. Additional handling instructions for retained samples are found in CMM 836.4 and CMM 836.5.

(4) Use the test methods identified below to perform the following tests at a frequency greater than or equal to that indicated:

- Blended aggregate gradations according to WTM T30.
- Asphalt content (AC) in percent.

Determine AC using one of the following methods:

- AC by ignition oven according to WTM T308. If the department is using an ignition oven to determine AC, conform to WTP [H-003](#). If the department is not using an ignition oven to determine AC, IOCFs must still be reverified for any of the reasons listed in [WTP H-003 Table 2](#) and conform to WTP H-003 section 3.
- AC by chemical extraction according to AASHTO T 164 Method A or B.
- AC by automated extraction according to WTM D8159.
- Bulk specific gravity (G<sub>m</sub>) of the compacted mixture according to WTM T166.
- Maximum specific gravity (G<sub>mm</sub>) according to WTM T209.
- Air voids (V<sub>a</sub>) by calculation according to WTM T269.
- Voids in Mineral Aggregate (VMA) by calculation according to WTM R35.

(5) Lot size shall consist of 3750 tons with sublots of 750 tons. Test each design mixture at a frequency of one test per 750 tons of mixture type produced and placed as part of the contract. Add a random sample for any fraction of 750 tons at the end of production for a specific mixture design. Partial lots with less than three subplot tests will be included into the previous lot for data analysis and pay adjustment. Volumetric lots will include all tonnage of mixture type under specified bid item unless otherwise specified in the plan.

(6) Conduct field tensile strength ratio tests, without freeze-thaw conditioning cycles, on each qualifying mixture according to WTM T283 CMM 836.6.14. Test each full 50,000-ton production increment, or fraction of an increment, after the first 5,000 tons of production. Perform required increment testing in the first week of production of that increment. If field tensile strength ratio values are below the spec limit, notify the engineer. The engineer and contractor will jointly determine a corrective action.

*Delete standard spec 460.2.8.2.1.5 and 460.2.8.2.1.6.*

Replace standard spec 460.2.8.2.1.7 Corrective Action with the following:

**460.2.8.2.1.7 Corrective Action**

(1) Material must conform to the following action and acceptance limits based on individual QC and QV test results (tolerances relative to the JMF used on the PWL Test Strip):

ITEM	ACTION LIMITS	ACCEPTANCE LIMITS
Percent passing given sieve:		
37.5-mm	+/- 8.0	
25.0-mm	+/- 8.0	
19.0-mm	+/- 7.5	
12.5-mm	+/- 7.5	
9.5-mm	+/- 7.5	
2.36-mm	+/- 7.0	
75-µm	+/- 3.0	
AC in percent	-0.3	-0.5
Va		- 1.5 & +2.0
VMA in percent <sup>[1]</sup>	- 0.5	-1.0

[1] VMA limits based on minimum requirement for mix design nominal maximum aggregate size in table 460-1.

(2) QV samples will be tested for Gmm, Gmb, and AC. Air voids and VMA will then be calculated using these test results.

(3) Notify the engineer if any individual test result falls outside the action limits, investigate the cause and take corrective action to return to within action limits. If two consecutive test results fall outside the action limits, stop production. Production may not resume until approved by the engineer. Additional QV samples may be collected upon resuming production, at the discretion of the engineer.

(4) For any additional non-random tests outside the random number testing conducted for volumetrics, the data collected will not be entered into PWL calculations. Additional QV tests must meet acceptance limits or be subject to production stop. If the department’s non-random test does not conform to the acceptance limits, the retained sample will be tested by the BTS lab. If the BTS results also do not meet the acceptance limits, the material will be considered unacceptable as described in (5) below.

(5) Remove and replace unacceptable material at no additional expense to the department. Unacceptable material is defined as any individual QC or QV tests results outside the acceptance limits or a PWL value < 50. For AC in percent, unacceptable material is defined as any individual QV test result outside of the acceptance limit. The engineer may allow such material to remain in place with a price reduction. The department will pay for such HMA Pavement allowed to remain in place at 50 percent of the contract unit price.

Replace standard spec 460.2.8.3.1.2 Personnel Requirements with the following:

**460.2.8.3.1.2 Personnel Requirements**

(1) The department will provide at least one HTCP-certified Transportation Materials Sampling (TMS) Technician, to observe QV sampling of HMA mixtures.

(2) Under departmental observation, a contractor TMS technician shall collect and split samples.

(3) A department HTCP-certified Hot Mix Asphalt, Technician I, Production Tester (HMA-IPT) technician will ensure that all sampling is performed correctly and conduct testing, analyze test results, and report resulting data.

(4) The department will make an organizational chart available to the contractor before mixture production begins. The organizational chart will include names, telephone numbers, and current certifications of all QV testing personnel. The department will update the chart with appropriate changes, as they become effective.

*Replace standard spec 460.2.8.3.1.4 Department Verification Testing Requirements with the following:*

#### **460.2.8.3.1.4 Department Verification Testing Requirements**

(1) HTCP-certified department personnel will obtain QV random samples by directly supervising HTCP-certified contractor personnel sampling from trucks at the plant. Sample size must be adequate to run the appropriate required tests in addition to one set of duplicate tests that may be required for dispute resolution (i.e., retained). This requires sample sizes which yield three splits for all random sampling per subplot. All QV samples shall furnish the following: QC, QV, and Retained. The department will observe the splitting and take possession of the samples intended for QV testing (i.e., QV portion from each sample) and the Retained portions. The department will take possession of retained samples accumulated to date each day QV samples are collected. The department will retain samples until surpassing the analysis window of up to 5 lots, as defined in standard spec 460.2.8.3.1.7(2) of this special provision. Additional sampling details are found in Appendix A.

(2) The department will verify product quality using the test methods specified here in standard spec 460.2.8.3.1.4(3). The department will identify test methods before construction starts and use only those methods during production of that material unless the engineer and contractor mutually agree otherwise.

(3) The department will perform all testing conforming to the following standards:

- Bulk specific gravity (Gmb) of the compacted mixture according to WTM T166.
- Maximum specific gravity (Gmm) according to WTM T209.
- Air voids (Va) by calculation according to WTM T269.
- Voids in Mineral Aggregate (VMA) by calculation according to WTM R35.
- Asphalt Content (AC) in percent determined by ignition oven method according to WTM T308 and conforming to WTP H-003, chemical extraction according to AASHTO T 164 Method A or B, or automated extraction according to WTM D8159.

(4) The department will randomly test each design mixture at the minimum frequency of one test for each lot.

*Delete standard spec 460.2.8.3.1.6.*

*Replace standard spec 460.2.8.3.1.7 Dispute Resolution with the following:*

#### **460.2.8.3.1.7 Data Analysis for Volumetrics**

(1) Analysis of test data for pay determination will be contingent upon QC and QV test results. Statistical analysis will be conducted on Gmm and Gmb test results for calculation of Va. If either Gmm or Gmb analysis results in non-comparable data as described in 460.2.8.3.1.7(2), subsequent testing will be performed for both parameters as detailed in the following paragraph.

(2) The engineer, upon completion of the first 3 lots, will compare the variances (F-test) and the means (t-test) of the QV test results with the QC test results. Additional comparisons incorporating the first 3 lots of data will be performed following completion of the 4<sup>th</sup> and 5<sup>th</sup> lots (i.e., lots 1-3, 1-4, and 1-5). A rolling window of 5 lots will be used to conduct F & t comparison for the remainder of the contract (i.e., lots 2-6, then lots 3-7, etc.), reporting comparison results for each individual lot. Analysis will use a set alpha value of 0.025. If the F- and t-tests report comparable data, the QC and QV data sets are determined to be statistically similar and QC data will be used to calculate the Va used in PWL and pay adjustment calculations. If the F- and t-tests result in non-comparable data, proceed to the *dispute resolution* steps found below. Note: if both QC and QV Va PWL result in a pay adjustment of 102% or greater, dispute resolution testing will not be conducted. Dispute resolution via further investigation is as follows:

[1] The Retained portion of the split from the lot in the analysis window with a QV test result furthest from the QV mean (not necessarily the subplot identifying that variances or means do not compare) will be referee tested for Gmm, Gmb, and Asphalt Content by the bureau's AASHTO accredited laboratory and certified personnel. All previous lots within the analysis window are subject to referee testing and regional lab testing as deemed necessary. Referee test results will replace the QV data of the subplot(s).

<sup>[2]</sup> Statistical analysis will be conducted with referee test results replacing QV results.

- i. If the F- and t-tests indicate variances and means compare, no further testing is required for the lot and QC data will be used for PWL and pay factor/adjustment calculations.
- ii. If the F- and t-tests indicate non-comparable variances or means, the Retained portion of the random QC sample will be tested for Gmm, Gmb, and Asphalt Content by the department's regional lab for the remaining 4 sublots of the lot which the F- and t-tests indicate non-comparable datasets. The department's regional lab and the referee test results will be used for PWL and pay factor/adjustment calculations. Upon the second instance of non-comparable variance or means and for every instance thereafter, the department will assess a pay reduction for the additional testing of the remaining 4 sublots at \$2,000/lot under the HMA Regional Lab Testing administrative item.

<sup>[3]</sup> The contractor may choose to dispute the regional test results on a lot basis within 7 days after receiving the results from the region. In this event, the retained portion of each subplot will be referee tested by the department's AASHTO accredited laboratory and certified personnel. The referee Gmm and Gmb test results will supersede the regional lab results for the disputed lot.

- i. If referee testing results in an increased calculated pay factor, the department will pay for the cost of the additional referee testing.
- ii. If referee testing of a disputed lot results in an equal or lower calculated pay factor, the department will assess a pay reduction for the additional referee testing at \$2,000/lot under the Referee Testing administrative item.

<sup>(3)</sup> The department will notify the contractor of the referee test results within 3 working days after receipt of the samples by the department's AASHTO accredited laboratory. The intent is to provide referee test results within 7 calendar days from completion of the lot.

<sup>(4)</sup> The department will determine mixture conformance and acceptability by analyzing referee test results, reviewing mixture data, and inspecting the completed pavement according to the standard spec, this special provision, and accompanying Appendix A.

<sup>(5)</sup> Unacceptable material (i.e., resulting in a PWL value less than 50 or individual QC or QV test results not meeting the Acceptance Requirements of 460.2.8.2.1.7 as modified herein) will be referee tested by the bureau's AASHTO accredited laboratory and certified personnel and those test results used for analysis. Such material may be subject to remove and replace, at the discretion of the engineer. If the engineer allows the material to remain in place, it will be paid at 50% of the HMA Pavement contract unit price. Replacement or pay adjustment will be conducted on a subplot basis. If an entire PWL subplot is removed and replaced, the test results of the newly placed material will replace the original data for the subplot. Any remove and replace shall be performed at no additional cost to the department. Testing of replaced material must include a minimum of one QV result. [Note: If the removed and replaced material does not result in replacement of original QV data, an additional QV test will be conducted and under such circumstances will be entered into the HMA PWL Production spreadsheet for data analysis and pay determination.] The quantity of material paid at 50% the contract unit price will be deducted from PWL pay adjustments, along with accompanying data of this material.

*Delete standard spec 460.2.8.3.1.8 Corrective Action.*

## **C Construction**

*Replace standard spec 460.3.3.2 Pavement Density Determination with the following:*

### **460.3.3.2 Pavement Density Determination**

<sup>(1)</sup> The engineer will determine the target maximum density using department procedures described in WTM T355 and CMM 815. The engineer will determine density as soon as practicable after compaction and before placement of subsequent layers or before opening to traffic.

<sup>(2)</sup> Do not re-roll compacted mixtures with deficient density test results. Do not operate continuously below the specified minimum density. Stop production, identify the source of the problem, and make corrections to produce work meeting the specification requirements.

(3) A lot is defined as 7500 lane feet with sublots of 1500 lane feet (excluding shoulder, even if paved integrally) and placed within a single layer for each location and target maximum density category indicated in table 460-3. The contractor is required to complete three tests randomly per subplot and the department will randomly conduct one QV test per subplot. A partial quantity less than 750 lane feet will be included with the previous subplot. Partial lots with less than three sublots will be included in the previous lot for data analysis/acceptance and pay, by the engineer. If density lots/sublots are determined prior to construction of the test strip, any random locations within the test strip shall be omitted. Exclusions such as shoulders and appurtenances shall be tested and recorded according to CMM 815. However, all acceptance testing of shoulders and appurtenances will be conducted by the department, and average lot (daily) densities must conform to standard spec Table 460-3 or else be subject to disincentives according to 460.5.2.2(5) herein. No density incentive will be applied to shoulders or appurtenances. Offsets will not be applied to nuclear density gauge readings for shoulders or appurtenances. Unacceptable shoulder material will be handled according to standard spec 460.3.3.1 and CMM 815.11.

(4) The three QC locations per subplot represent the outside, middle, and inside of the paving lane. The QC density testing procedures are detailed in Appendix A.

(5) QV nuclear testing will consist of one randomly selected location per subplot. The QV density testing procedures will be the same as the QC procedure at each testing location and are also detailed in Appendix A.

(6) An HTCP-certified nuclear density technician (NUCDENSITYTEC-I) shall identify random locations and perform the testing for both the contractor and department. The responsible certified technician shall ensure that sample location and testing is performed correctly, analyze test results, and provide density results to the contractor weekly, or at the completion of each lot.

(7) For any additional tests outside the random number testing conducted for density, the data collected will not be entered into PWL calculations. However, additional QV testing must meet the tolerances for material conformance as specified in the standard specification and this special provision. If additional density data identifies unacceptable material, proceed as specified in CMM 815.11.

*Replace standard spec 460.3.3.3 Waiving Density Testing with Acceptance of Density Data with the following:*

#### **460.3.3.3 Analysis of Density Data**

(1) Analysis of test data for pay determination will be contingent upon test results from both the contractor (QC) and the department (QV).

(2) As random density locations are paved, the data will be recorded in the HMA PWL Production Spreadsheet for analysis in chronological order. The engineer, upon completion of the first 3 lots, will compare the variances (F-test) and the means (t-test) of the QV test results with the QC test results. A rolling window of 3 lots will be used to conduct F & t comparison for the remainder of the contract (i.e., lots 2-4, then lots 3-5, etc.), reporting comparison results for each individual lot. Analysis will use a set alpha value of 0.025.

- i. If the F- and t-tests indicate variances and means compare, the QC and QV data sets are determined to be statistically similar and QC data will be used for PWL and pay adjustment calculations.
- ii. If the F- and t-tests indicate variances or means do not compare, the QV data will be used for subsequent calculations.

(3) The department will determine mixture density conformance and acceptability by analyzing test results, reviewing mixture data, and inspecting the completed pavement according to standard spec, this special provision, and accompanying Appendix A.

(4) Density resulting in a PWL value less than 50 or not meeting the requirements of 460.3.3.1 (any individual density test result falling more than 3.0 percent below the minimum required target maximum density as specified in standard spec Table 460-3) is unacceptable and may be subject to remove and replace at no additional cost to the department, at the discretion of the engineer.

- i. Replacement may be conducted on a subplot basis. If an entire PWL subplot is removed and replaced, the test results of the newly placed material will replace the original data for the subplot.

- ii. Testing of replaced material must include a minimum of one QV result. [Note: If the removed and replaced material does not result in replacement of original QV data, an additional QV test must be conducted and under such circumstances will be entered into the data analysis and pay determination.]
- iii. If the engineer allows such material to remain in place, it will be paid for at 50% of the HMA Pavement contract unit price. The extent of unacceptable material will be addressed as specified in CMM 815.11. The quantity of material paid at 50% the contract unit price will be deducted from PWL pay adjustments, along with accompanying data of this material.

**D Measurement**

The department will measure the HMA Pavement bid items acceptably completed by the ton, as specified in standard spec 450.4 and as follows in standard spec 460.5, as modified in this special provision.

**E Payment**

Replace standard spec 460.5.2 HMA Pavement with the following:

**460.5.2 HMA Pavement**

**460.5.2.1 General**

(1) Payment for HMA Pavement Type LT, MT, and HT mixes is full compensation for providing HMA mixture designs; for preparing foundation; for furnishing, preparing, hauling, mixing, placing, and compacting mixture; for HMA PWL QMP testing and aggregate source testing; for warm mix asphalt additives or processes; for stabilizer, hydrated lime and liquid antistripping agent, if required; and for all materials including asphaltic materials.

(2) If provided for in the plan quantities, the department will pay for a leveling layer, placed to correct irregularities in an existing paved surface before overlaying, under the pertinent paving bid item. Absent a plan quantity, the department will pay for a leveling layer as extra work.

**460.5.2.2 Calculation of Pay Adjustment for HMA Pavement using PWL**

(1) Pay adjustments will be calculated using 65 dollars per ton of HMA pavement. The HMA PWL Production Spreadsheet, including data, will be made available to the contractor by the department as soon as practicable upon completion of each lot. The department will pay for measured quantities of mix based on this price multiplied by the following pay adjustment calculated according to the HMA PWL Production Spreadsheet:

**PAY FACTOR FOR HMA PAVEMENT AIR VOIDS & DENSITY**

<i>PERCENT WITHIN LIMITS</i> (PWL)	<i>PAYMENT FACTOR, PF</i> (percent of \$65/ton)
≥ 90 to 100	PF = ((PWL – 90) * 0.4) + 100
≥ 50 to < 90	(PWL * 0.5) + 55
<50	50% <sup>[1]</sup>

where PF is calculated per air voids and density, denoted PF<sub>air voids</sub> and PF<sub>density</sub>.

<sup>[1]</sup> Any material resulting in PWL value less than 50 shall be removed and replaced unless the engineer allows such material to remain in place. In the event the material remains in place, it will be paid at 50% of the contract unit price of HMA pavement.

(2) For air voids, PWL values will be calculated using lower and upper specification limits of 2.0 and 4.3 percent, respectively. Lower specification limits for density shall be according to standard spec Table 460-3.

(3) Pay adjustment will be determined on a lot basis and will be computed as shown in the following equation:

$$\text{Pay Adjustment} = (\text{PF}-100)/100 \times (\text{WP}) \times (\text{tonnage}) \times (\$65/\text{ton})^*$$

\*Note: If Pay Factor = 50, the contract unit price will be used in lieu of \$65/ton and the weighted percentage (WP) will equal 1.0.

The following weighted percentage (WP) values will be used for the corresponding parameter:

<u>Parameter</u>	<u>WP</u>
• Air Voids	• 0.5
• Density	• 0.5

(4) Individual Pay Factors for each air voids ( $PF_{\text{air voids}}$ ) and density ( $PF_{\text{density}}$ ) will be determined.  $PF_{\text{air voids}}$  will be multiplied by the total tonnage placed (i.e., from truck tickets), and  $PF_{\text{density}}$  will be multiplied by the calculated tonnage used to pave the mainline only (i.e., travel lane excluding shoulder) as determined according to Appendix A.

(5) Pay adjustment for shoulders and appurtenances accepted by department testing will be determined on a lot basis. If the lot density is less than the specified minimum in table 460-3, the department will reduce pay based on the contract unit price for the HMA pavement bid item for that lot as follows:

**DISINCENTIVE PAY REDUCTION FOR HMA PAVEMENT DENSITY**

PERCENT LOT DENSITY	PAYMENT FACTOR
BELOW SPECIFIED MINIMUM	(percent of contract price)
From 0.5 to 1.0 inclusive	98
From 1.1 to 1.5 inclusive	95
From 1.6 to 2.0 inclusive	91
From 2.1 to 2.5 inclusive	85
From 2.6 to 3.0 inclusive	70
More than 3.0 <sup>[1]</sup>	—

<sup>[1]</sup> Remove and replace the lot with a mixture at the specified density. When acceptably replaced, the department will pay for the replaced work at the contract unit price. Alternatively, the engineer may allow the nonconforming material to remain in place with a 50 percent payment factor.

(6) The department will pay incentive for air voids and density under the following bid items:

ITEM NUMBER	DESCRIPTION	UNIT
460.2005	Incentive Density PWL HMA Pavement	DOL
460.2010	Incentive Air Voids HMA Pavement	DOL

The department will administer disincentives under the Disincentive Density HMA Pavement and the Disincentive Air Voids HMA Pavement administrative items.

The department will administer a disincentive under the Disincentive HMA Binder Content administrative item for each individual QV test result indicating asphalt binder content below the Action Limit in 460.2.8.2.1.7 presented herein. The department will adjust pay per subplot of mix at 65 dollars per ton of HMA pavement multiplied by the following pay adjustment calculated according to the HMA PWL Production Spreadsheet:

<u>AC Binder Relative to JMF</u>	<u>Pay Adjustment / Sublot</u>
-0.4% to -0.5%	75% <sup>[1]</sup>
More than -0.5%	50% <sup>[1] [2]</sup>

<sup>[1]</sup> Any material resulting in an asphalt binder content more than 0.3% below the JMF AC content will be referee tested by the department's AASHTO accredited laboratory and HTCP certified personnel using automated extraction according to automated extraction according to WTM D8159.

<sup>[2]</sup> Any material resulting in an asphalt binder content more than 0.5% below the JMF AC content shall be removed and replaced unless the engineer allows such material to remain in place. In the event the material remains in place, it will be paid at 50% of the contract unit price of HMA pavement.

Note: PWL value determination is further detailed in the PWL Production Spreadsheet Instructions located in the *Project Info & Instructions* tab of the HMA PWL Production spreadsheet.



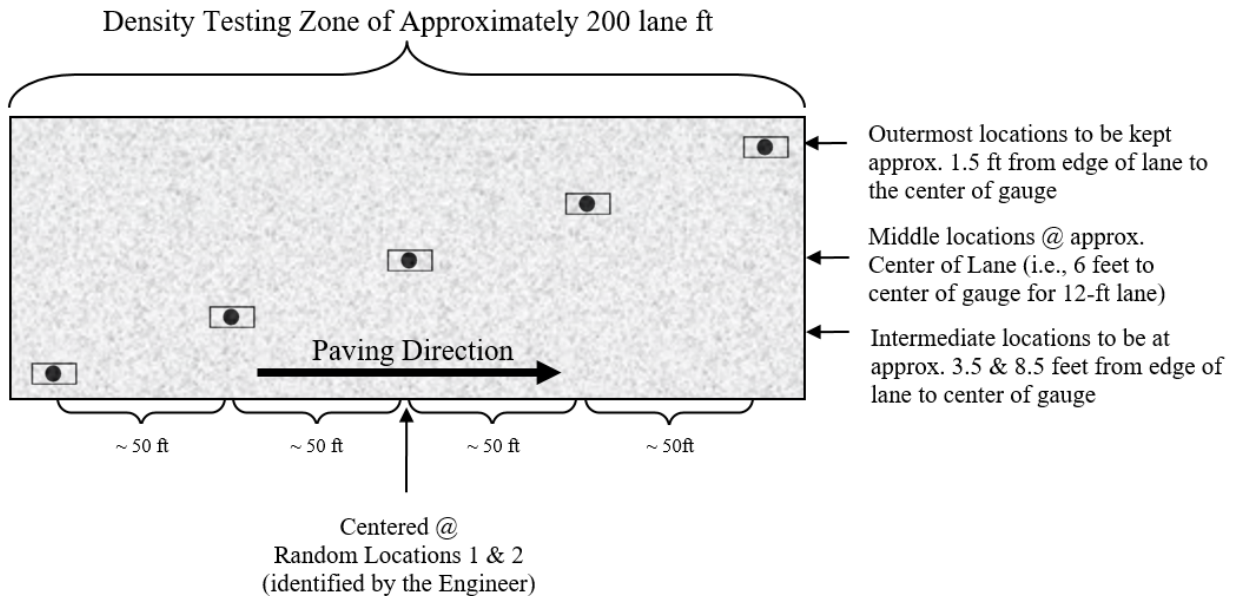
## 32. Appendix A.

### Test Methods & Sampling for HMA PWL QMP Projects

The following procedures are included with the HMA Pavement Percent Within Limits (PWL) Quality Management Program (QMP) special provision:

- WisDOT Procedure for Nuclear Gauge/Core Correlation – Test Strip
- WisDOT Test Method for HMA PWL QMP Density Measurements for Main Production
- Sampling for WisDOT HMA PWL QMP
- Calculation of PWL Mainline Tonnage Example

### WisDOT Procedure for Nuclear Gauge/Core Correlation – Test Strip




**Figure 1: Nuclear/Core Correlation Location Layout**

The engineer will identify two zones in which gauge/core correlation is to be performed. These two zones will be randomly selected within each *half* of the test strip length. (Note: Density zones shall not overlap and must have a minimum of 100 feet between the two zones; therefore, random numbers may be shifted (evenly) in order to meet these criteria.) Each zone shall consist of five locations across the mat as identified in Figure 1. The following shall be determined at each of the five locations within both zones:

- two one-minute nuclear density gauge readings for QC team\*
- two one-minute nuclear density gauge readings for QV team\*
- pavement core sample

\*If the two readings exceed 1.0 pcf of one another, a third reading is conducted in the same orientation as the first reading. In this event, all three readings are averaged, the individual test reading of the three which falls farthest from the average value is discarded, and the average of the remaining two values is used to represent the location for the gauge.

The zones are supposed to be undisclosed to the contractor/roller operators. The engineer will not lay out density/core test sites until rolling is completed and the cold/finish roller is beyond the entirety of the zone. Sites are staggered across the 12-foot travel lane, and do not include shoulders. The outermost locations should be 1.5-feet from the center of the gauge to the edge of lane. [NOTE: This staggered layout is only applicable to the test strip. All mainline density locations after test strip should have a longitudinal- as well as transverse-random number to determine location as detailed in the *WisDOT Test Method for HMA PWL QMP Density Measurements for Main Production* section of this document.]

Individual locations are represented by the  symbol as seen in Figure 1 above. The symbol is two-part, comprised of the nuclear test locations and the location for coring the pavement, as distinguished here:



The nuclear site is the same for QC and QV readings for the test strip, i.e., the QC and QV teams are to take nuclear density gauge readings in the same footprint. Each of the QC and QV teams are to take a minimum of two one-minute readings per nuclear site, with the gauge rotated 180 degrees between readings, as seen here:



**Figure 2: Nuclear gauge orientation for (a) 1<sup>st</sup> one-minute reading and (b) 2<sup>nd</sup> one-minute reading**

Photos should be taken of each of the 10 core/gauge locations of the test strip. This should include gauge readings (pcf) and a labelled core within the gauge footprint. If a third reading is needed, all three readings should be recorded and documented. Only raw readings in pcf should be written on the pavement during the test strip, with a corresponding gauge ID/SN (generalized as QC-1 through QV-2 in the following Figure) in the following format:



**Figure 3: Layout of raw gauge readings as recorded on pavement**

Each core will then be taken from the center of the gauge footprint and will be used to correlate each gauge with laboratory-measured bulk specific gravities of the pavement cores. One core in good condition must be obtained from each of the 10 locations. If a core is damaged at the time of extracting from the pavement, a replacement core should be taken immediately adjacent to the damaged core, i.e., from the same footprint. If a core is damaged during transport, it should be recorded as damaged and excluded from the correlation. Coring after traffic is on the pavement should be avoided. The contractor is responsible for coring of the pavement. Coring and filling of core holes must be approved by the engineer. The QV team is responsible for the labeling and safe transport of the cores from the field to the QC laboratory. Core density testing will be conducted by the contractor and witnessed by department personnel. The contractor is responsible for drying the cores following testing. The department will take possession of cores following initial testing and is responsible for any verification testing.

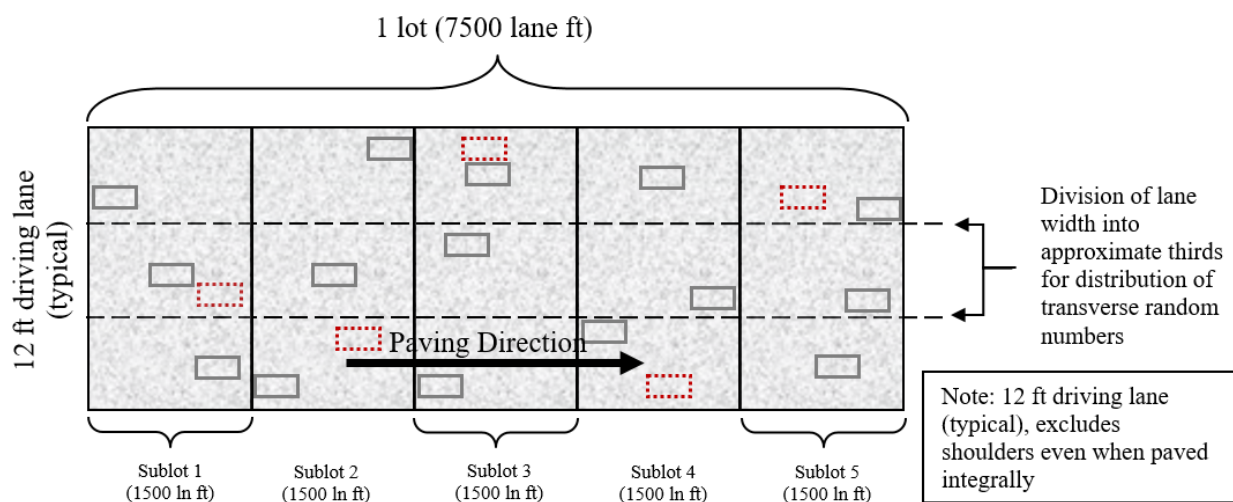
Each core 100 or 150 mm (4 or 6 inches) in diameter will be taken at locations as identified in Figure 1. Each random core will be full thickness of the layer being placed. The contractor is responsible for thoroughly drying cores obtained from the mat according to WTM R79 prior to using specimens for in-place density determination according to WTM T166.

Cores must be taken before the pavement is open to traffic. Cores are cut under department/project staff observation. Relabel each core immediately after extruding or ensure that labels applied to pavement prior to cutting remain legible. The layer interface should also be marked immediately following extrusion. Cores should be cut at this interface, using a wet saw, to allow for density measurement of only the most recently placed layer. Cores should be protected from excessive temperatures such as direct sunlight. Also, there should be department custody (both in transport and storage) for the cores until they are tested whether that be immediately after the test strip or subsequent day if agreed upon between department and contractor. Use of concrete cylinder molds works well to transport cores. Cores should be placed upside down (flat surface to bottom of cylinder mold) in the molds, one core per mold, cylinder molds stored upright, and ideally transported in a cooler. Avoid any stacking of pavement cores.

Fill all core holes with non-shrink rapid-hardening grout, mortar, or concrete, or with HMA. When using grout, mortar, or concrete, remove all water from the core holes prior to filling. Mix the mortar or concrete in a separate container prior to placement in the hole. If HMA is used, fill all core holes with hot-mix matching the same day's production mix type at same day compaction temperature +/- 20 F. The core holes shall be dry and coated with tack before filling, filled with a top layer no thicker than 2.25 inches, lower layers not to exceed 4 inches, and compacted with a Marshall hammer or similar tamping device using approximately 50 blows per layer. The finished surface shall be flush with the pavement surface. Any deviation in the surface of the filled core holes greater than 1/4 inch at the time of final inspection will require removal of the fill material to the depth of the layer thickness and replacement.

### **WisDOT Test Method for HMA PWL QMP Density Measurements for Main Production**

For nuclear density testing of the pavement beyond the test strip, QC tests will be completed at three locations per subplot, with a subplot defined as 1500 lane feet. The three locations will represent the outside, middle, and inside of the paving lane (i.e., the lane width will be divided into thirds as shown by the dashed longitudinal lines in Figure 3 and random numbers will be used to identify the specific transverse location within each third according to CMM 815). Longitudinal locations within each subplot shall be determined with 3 independent random numbers. The PWL Density measurements do not include the shoulder and other appurtenances. Such areas are tested by the department and are not eligible for density incentive but are subject to disincentive according to 460.5.2.2(5) of the HMA PWL QMP article. Each location will be measured with two one-minute gauge readings oriented 180 degrees from one another, in the same footprint as detailed in Figure 2 above. Each location requires a minimum of two readings per gauge. The density gauge orientation for the first test will be with the source rod towards the direction of paving. QV nuclear testing will consist of one randomly selected location per subplot. The QV is also comprised of two one-minute readings oriented 180 degrees from one another. For both QC and QV test locations, if the two readings exceed 1.0 pcf of one another, a third reading is conducted in the same orientation as the first reading. In this event, all three readings are averaged, the individual test reading of the three which falls farthest from the average value is discarded, and the average of the remaining two values is used to represent the location for the gauge. The subplot density testing layout is depicted in Figure 4, with QC test locations shown as solid lines and QV as dashed.



**Figure 4: Locations of main lane HMA density testing (QC=solid lines, QV=dashed)**

Raw nuclear density data must be shared by both parties at the end of each shift. Paving may be delayed if the raw data is not shared in a timely manner. QC and QV nuclear density gauge readings will be statistically analyzed according to Section 460.3.3.3 of the HMA PWL QMP article. (Note: For density data, if F- and t-tests compare, QC data will be used for the subsequent calculations of PWL value and pay determination. However, if an F- or t-test does not compare, the QV data will be used in subsequent calculations.)

Investigative cores will be allowed on the approaching side of traffic outside of the footprint locations. Results must be shared with the department.

The QV density technician is expected to be onsite within 1 hour of the start of paving operations and should remain on-site until all paving is completed. Perform footprint testing as soon as both the QC and QV nuclear density technician are onsite and a minimum of once per day to ensure the gauges are not drifting apart during a project. Footprint testing compares the density readings of two gauges at the same testing location and can be done at any randomly selected location on the project. Both teams are encouraged to conduct footprint testing as often as they feel necessary. Footprint testing does not need to be performed at the same time. At project start-up, the QV should footprint the first 10 QC locations. Individual density tests less than 0.5% above the lower limit should be communicated to the other party and be footprint tested. Each gauge conducts 2 to 3 1-minute tests according to WTM T355 and the final results from each gauge are compared for the location. If the difference between the QC and QV gauges exceeds 1.0 pcf (0.7 percent) for an average of 10 locations, investigate the cause, check gauge moisture and density standards and perform additional footprint testing. If the cause of the difference between gauge readings cannot be identified, the regional HMA Coordinator will consult the RSO, the regional PWL representative and the BTS HMA unit to determine necessary actions. If it is agreed that there is a gauge comparison issue, perform one of the following two options:

#### **New Gauge Combination**

14. All 4 gauges used on the test strip must footprint 10 locations on the pavement. Pavement placed on a previous day may be used.
15. The results of the footprint testing will be analyzed to see if a better combination of acceptable gauges is available.
16. If a better combination is found, those gauges should be used moving forward.
17. If a better combination cannot be found, a new gauge correlation must be performed. (see below)

#### **Re-correlation of Gauges**

18. Follow all test strip procedures regarding correlating gauges except the following:
  - The 10 locations can be QC or QV random locations.
  - The locations used may have been paved on a previous day.
19. Retesting with gauges must be done immediately prior to coring.
20. New gauge offsets will be used for that day's paving and subsequent paving days. New gauge offsets will not be used to recalculate density results from prior days.

### **Density Dispute Resolution Procedure**

Density results may be disputed by the contractor on a lot-by-lot basis if one of the following criteria is met:

21. The lot average for either QC or QV is below the lower specification limit.
22. The lot average for QC is different from the lot average for QV by more than 0.5%.

In lieu of using density gauges for acceptance of the lot, the lot will be cored in the QV locations. The results of the cores from the entire lot will be entered in the spreadsheet and used for payment. If the pay factor increases, the contractor will only receive the additional difference in payment for the disputed lot. If the pay factor does not increase, the department will assess the contractor \$2,000 for the costs of additional testing.

Notify the engineer in writing before dispute resolution coring. Immediately prior to coring, QC and QV will test the locations with nuclear density gauges.

Under the direct observation of the engineer, cut 100 or 150 mm (4 or 6 inch) diameter cores. Cores will be cut by the next day after completion of the lot, except if the next day is not a working day, then they shall be cut within 48 hours of placement. Prepare cores and determine density according to WTM T166. Dry cores after testing. Fill core holes according to Appendix A and obtain engineer approval before opening to traffic. The department will maintain custody of cores throughout the entire sampling and testing process. The department will label cores, transport cores to testing facilities, witness testing, store dried cores, and provide subsequent verification testing. If a core is damaged at the time of coring, immediately take a replacement core 1 foot ahead of the existing testing location in the direction of traffic at the same offset as the damaged core. If a core is damaged during transport, record it as damaged and notify the engineer immediately.

**Sampling for WisDOT HMA PWL QMP Production**

Sampling of HMA mix for QC, QV and Retained samples shall conform to WTM R97 and WTM R47 except as modified here.

**Sampling Hot Mix Asphalt**

At the beginning of the contract, the contractor determines the anticipated tonnage to be produced. The frequency of sampling is 1 per 750 tons (sublot) for QC and Retained Samples and 1 per 3750 tons (lot or 5 sublots) for QV as defined by the HMA PWL QMP article. A test sample is obtained randomly from each sublot. Each random sample shall be collected at the plant according to WTM R97. The contractor must submit the random numbers for all mix sampling to the department before production begins.

*Example 1*

Expected production for a contract is 12,400 tons. The number of required samples is determined based on this expected production (per HMA PWL QMP SPV) and is determined by the random sample calculation.

- Sample 1 – from 50 to 750 tons
- Sample 2 – from 751 to 1500 tons
- Sample 3 – from 1501 to 2250 tons
- Sample 4 – from 2251 to 3000 tons
- Sample X – .....
- Sample 16 – from 11,251 to 12,000 tons
- Sample 17 – from 12,001 to 12,400 tons

The approximate location of each sample within the prescribed sublots is determined by selecting random numbers using WTM D3665 or by using a calculator or computerized spreadsheet that has a random number generator. The random numbers selected are used in determining when a sample is to be taken and will be multiplied by the sublot tonnage. This number will then be added to the final tonnage of the previous sublot to yield the approximate cumulative tonnage of when each sample is to be taken.

To allow for plant start-up variability, the procedure calls for the first random sample to be taken at 50 tons or greater per production day (not intended to be taken in the first two truckloads). Random samples calculated for 0-50 ton should be taken in the next truck (51-75 ton).

This procedure is to be used for any number of samples per contract.

If the production is less than the final randomly generated sample tonnage, then the random sample is to be collected from the remaining portion of that sublot of production. If the randomly generated sample is calculated to be within the first 0-50 tons of the subsequent day of production, it should be taken in the next truck. Add a random sample for any fraction of 750 tons at the end of the contract. Lot size will consist of 3750 tons with sublots of 750 tons. Partial lots with less than three sublot tests will be included into the previous lot, by the engineer.

It is intended that the plant operator not be advised ahead of time when samples are to be taken.

If belt samples are used during troubleshooting, the blended aggregate will be obtained when the mixture production tonnage reaches approximately the sample tonnage. For plants with storage silos, this could be up to 60 minutes in advance of the mixture sample that's taken when the required tonnage is shipped from the plant.

QC, QV, and retained samples shall be collected for all test strip and production mixture testing using a three-part splitting procedure according to WTM R47.

### **Calculation of PWL Mainline Tonnage Example**

A mill and overlay project is being constructed with a 12-foot travel lane and an integrally paved 3-foot shoulder. The layer thickness is 2 inches for the full width of paving. Calculate the tonnage in each subplot eligible for density incentive or disincentive.

**Solution:**

$$\frac{1500 \text{ ft} \times 12 \text{ ft}}{9 \text{ sf/sy}} \times \frac{2 \text{ in} \times 112 \text{ lb/sy/in}}{2000 \text{ lb/ton}} = 224 \text{ tons}$$

stp-460-055 (20230629)

### **33. HMA Pavement Longitudinal Joint Density.**

#### **A Description**

This special provision incorporates longitudinal joint density requirements into the contract and describes the data collection, acceptance, and procedure used for determination of pay adjustments for HMA pavement longitudinal joint density. Pay adjustments will be made on a linear foot basis, as applicable per pavement layer and paving lane. Applicable longitudinal joints are defined as those between any two or more traffic lanes including full-width passing lanes, turn lanes, or auxiliary lanes more than 1,500 lane feet, and those lanes must also include the 460.2005 Incentive Density PWL HMA Pavement bid item. This excludes any joint with one side defined as a shoulder and ramp lanes of any length. If echelon paving is required in the contract, the longitudinal joint density specification shall not apply for those joints. Longitudinal joints placed during a test strip will be tested for information only to help ensure the roller pattern will provide adequate longitudinal joint density during production. Longitudinal joint density test results collected during a test strip are not eligible for pay adjustment.

Pay is determined according to standard spec 460, HMA Pavement Percent Within Limits QMP special provisions, and as modified within.

#### **B Materials**

Compact all applicable HMA longitudinal joints to the appropriate density based on the layer, confinement, and mixture type shown in Table B-1.

**TABLE B-1 MINIMUM REQUIRED LONGITUDINAL JOINT DENSITY**

Layer	Percent of Target Maximum Density			
	Unconfined		Confined	
	LT and MT	HT	LT and MT	HT
Lower (on crushed/recycled base)	88	89	89.5	90.5
Lower (on Concrete/HMA)	90 <sup>[1]</sup>	90 <sup>[1]</sup>	91.5 <sup>[1]</sup>	91.5 <sup>[1]</sup>
Upper	90	90	91.5	91.5

<sup>[1]</sup> Minimum reduced by 1.0 percent for a 1.25-inch-thick No. 5 mix lower layer constructed on a paved or milled surface.



## C Construction

Add the following to standard spec 460.3.3.2:

- (5) Establish companion density locations at each applicable joint. Each companion location shares longitudinal stationing with a QC or QV density location within each subplot and is located transversely with the center of the gauge 6-inches from the final joint edge of the paving area. Sublot and lot numbering remains the same as mainline densities, however, in addition to conventional naming, joint identification must clearly indicate “M” for inside/median side of lane or “O” for outside shoulder side of lane, as well as “U” for an unconfined joint or “C” for a confined joint (e.g., XXXXX-MC or XXXXX-OU).
- (6) Each joint will be measured, reported, and accepted under methods, testing times, and procedures consistent with the program employed for mainline density, i.e., PWL.
- (7) For single nuclear density test results greater than 3.0% below specified minimums per Table B-1 herein, perform the following:
  - a) Testing at 50-foot increments both ahead and behind the unacceptable site.
  - b) Continued 50-foot incremental testing until test values indicate higher than or equal to -3.0 percent from target joint density.
  - c) Materials within the incremental testing indicating lower than -3.0 percent from target joint density are defined as unacceptable and will be handled with remedial action as defined in the payment section of this document.
  - d) The remaining subplot average (exclusive of unacceptable material) will be determined by the first forward and backward 50-foot incremental tests that reach the criteria of higher than or equal to -3.0 percent from target joint density.

Note: If the 50-foot testing extends into a previously accepted subplot, remedial action is required up to and inclusive of such material; however, the results of remedial action must not be used to recalculate the previously accepted subplot density. When this occurs, the lane feet of any unacceptable material will be deducted from the subplot in which it is located, and the previously accepted subplot density will be used to calculate pay for the remainder of the subplot.

- (8) Joint density measurements will be kept separate from all other density measurements and entered as an individual data set into Atwood Systems.
- (9) Placement and removal of excess material outside of the final joint edge, to increase joint density at the longitudinal joint nuclear testing location, will be done at the contractor’s discretion and cost. This excess material and related labor will be considered waste and will not be paid for by the department. Joints with excess material placed outside of the final joint edge to increase joint density or where a notched wedge is used will be considered unconfined joints.
- (10) When not required by the contract, echelon paving may be performed at the contractor’s discretion to increase longitudinal joint density and still remain eligible to earn incentive. The additional costs incurred related to echelon paving will not be paid for by the department. If lanes are paved in echelon, the contractor may choose to use a longitudinal vertical joint or notched wedge longitudinal joint as described in [SDD 13c19](#). Lanes paved in echelon shall be considered confined on both sides of the joint regardless of the selected joint design. The joint between echelon paved lanes shall be placed at the centerline or along lane lines.
- (11) When performing inlay paving below the elevation of the adjacent lane, the longitudinal joint along the adjacent lane to be paved shall be considered unconfined.

## D Measurement

- (1) The department will measure each side of applicable longitudinal joints, as defined in Section A of this special provision, by the linear foot of pavement, acceptably placed. Measurement will be conducted independently for the inside or median side and for the outside or shoulder side of paving lanes with two applicable longitudinal joints. Each paving layer will be measured independently at the time the mat is placed.

## E Payment

Add the following as 460.5.2.4 Pay Adjustment for HMA Pavement Longitudinal Joint Density:

- (1) The department will administer longitudinal joint density adjustments under the Incentive Density HMA Pavement Longitudinal Joints and Disincentive Density HMA Pavement Longitudinal Joints items. The department will adjust pay based on density relative to the specified targets in Section B of this special provision, and linear foot of the HMA Pavement bid item for that subplot as follows:

### PAY ADJUSTMENT FOR HMA PAVEMENT LONGITUDINAL JOINT DENSITY

PERCENT SUBLOT DENSITY ABOVE/BELOW SPECIFIED MINIMUM	PAY ADJUSTMENT PER LINEAR FOOT
Equal to or greater than +1.0 confined, +2.0 unconfined	\$0.20
From 0.0 to +0.9 confined, 0.0 to +1.9 unconfined	\$0
From -0.1 to -1.0	\$(0.20)
From -1.1 to -2.0	\$(0.40)
From -2.1 to -3.0	\$(0.80)
More than -3.0	REMEDIAL ACTION <sup>[1]</sup>

<sup>[1]</sup> Remedial action must be approved by the engineer and agreed upon at the time of the pre-pave meeting and may include partial sublots as determined and defined in 460.3.3.2(7) of this document. If unacceptable material is removed and replaced per guidance by the engineer, the removal and replacement will be for the full lane width of the side of which the joint was constructed with unacceptable material.

- (2) The department will not assess joint density disincentives for pavement placed in cold weather because of a department-caused delay as specified in [standard spec 450.5.2\(3\)](#).
- (3) The department will not pay incentive on the longitudinal joint density if the traffic lane is in disincentive A disincentive may be applied for each mainline lane and all joint densities if both qualify for a pay reduction.
- (4) Inlay paving operations will limit payment for additional material to 2 inches wider than the final paving lane width at the centerline.

The department will pay incentive for longitudinal joint density under the following bid items:

ITEM NUMBER	DESCRIPTION	UNIT
460.2007	Incentive Density HMA Pavement Longitudinal Joints	DOL

The department will administer disincentives under the Disincentive Density HMA Pavement Longitudinal Joints administrative item.

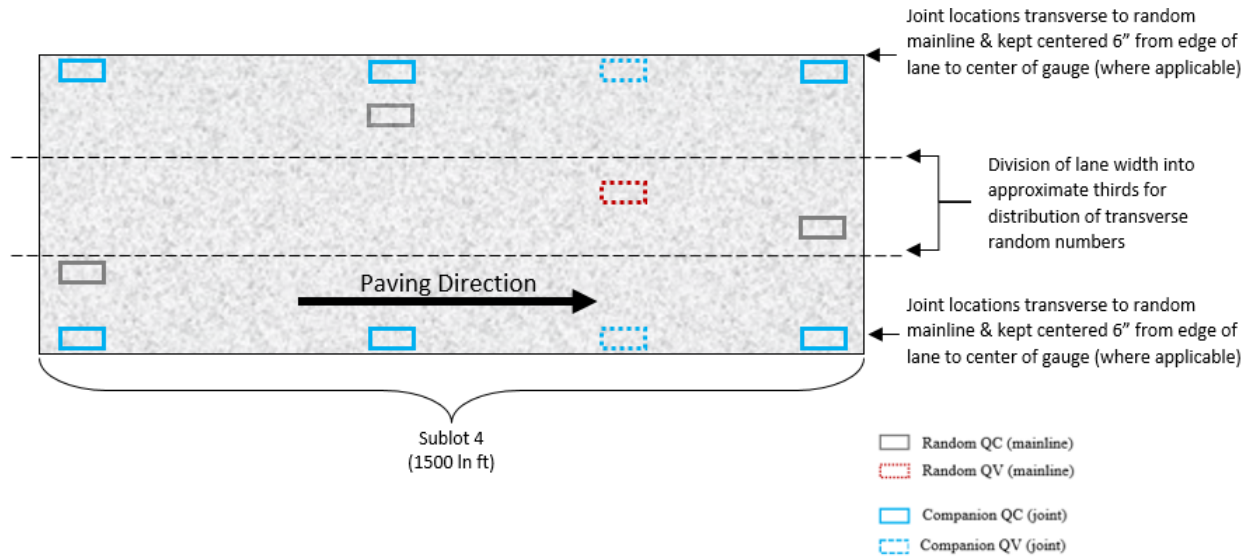
## Appendix

### WisDOT Longitudinal Joint – Nuclear Gauge Density Layout

Each QC and QV density location must have a companion density location at any applicable joint. This companion location must share longitudinal stationing with each QC or QV density location and be located transversely with the center of the gauge 6-inches from the edge of the paving area.



For HMA Pavement Percent Within Limits QMP projects, this appears as follows:



**Further Explanation of PAY ADJUSTMENT FOR HMA PAVEMENT LONGITUDINAL JOINT DENSITY Table**

	Confined				Pay Adjust
	Lower Layer (On Base)		Upper Layer		
	LT/MT	HT	LT/MT	HT	
Mainline Target (SS 460-3)	91.0	92.0	93.0	93.0	-
Confined Target (mainline - 1.5)	89.5	90.5	91.5	91.5	-
Equal to or greater than +1.0	> 90.5	> 91.5	> 92.5	> 92.5	\$0.20
From 0.0 to +0.9	90.4 - 89.5	91.4 - 90.5	92.4 - 91.5	92.4 - 91.5	\$0
From -0.1 to -1.0	89.4 - 88.5	90.4 - 89.5	91.4 - 90.5	91.4 - 90.5	(\$0.20)
From -1.1 to -2.0	88.4 - 87.5	89.4 - 88.5	90.4 - 89.5	90.4 - 89.5	(\$0.40)
From -2.1 to -3.0	87.4 - 86.5	88.4 - 87.5	89.4 - 88.5	89.4 - 88.5	(\$0.80)
More than -3.0	< 86.5	< 87.5	< 88.5	< 88.5	REMEDIAL ACTION

	Unconfined				Pay Adjust
	Lower Layer (On Base)		Upper Layer		
	LT/MT	HT	LT/MT	HT	
Mainline Target (SS 460-3)	91.0	92.0	93.0	93.0	-
Unconfined Target (Mainline -3.0)	88.0	89.0	90.0	90.0	-
Equal to or greater than +2.0	> 90.0	> 91.0	> 92.0	> 92.0	\$0.20
From 0.0 to +1.9	89.9 - 88.0	90.9 - 89.0	91.9 - 90.0	91.9 - 90.0	\$0
From -0.1 to -1.0	87.9 - 87.0	88.9 - 88.0	89.9 - 89.0	89.9 - 89.0	(\$0.20)
From -1.1 to -2.0	86.9 - 86.0	87.9 - 87.0	88.9 - 88.0	88.9 - 88.0	(\$0.40)
From -2.1 to -3.0	85.9 - 85.0	86.9 - 86.0	87.9 - 87.0	87.9 - 87.0	(\$0.80)
More than -3.0	< 85.0	< 86.0	< 87.0	< 87.0	REMEDIAL ACTION

stp-460-075 (20230629)

**34. Material Transfer Vehicle, Item 460.9000.S.**

**A Description**

This special provision describes providing Material Transfer Vehicles (MTV) and operators for use during HMA upper layer paving operations of the travel lanes as shown in the plan or as directed by the engineer.

**B Materials**

Furnish a self-propelled MTV with the ability to remix, maintain constant temperature, and continually feed the paver hopper. MTV storage capacity shall be adequate to provide continuous forward movement of the paver. Coordinate paver speed to match the delivery of material and capacity of the MTV to minimize stopping of the paver.

**C Construction**

Ensure that an operator stays with the MTV at all times during moving operations. Keep the paver's hopper full at all times and the MTV's hopper filled such that the conveying augers are never exposed to avoid segregation of the material. Placement of HMA upper layer pavement in the travel lanes will not be allowed without the MTV. Tie ins of intersections, shoulders paved separately, and other non-travel lane areas will not require the use of the MTV.

**D Measurement**

The department will measure Material Transfer Vehicle once for the contract, acceptably completed, regardless the number of vehicles in use.

**E Payment**

The department will pay for measured quantities at the contract unit price under the following bid item:

ITEM NUMBER	DESCRIPTION	UNIT
460.9000.S	Material Transfer Vehicle	EACH

Payment is full compensation for furnishing all material transfer vehicles and operators.

stp-460-900 (20230113)

**35. Concrete Surface Repair.**

*Add the following to standard spec 509.3.7:*

Before starting work, submit a concrete surface repair plan as part of the erosion control implementation plan required under standard spec 107.20. Do not start work under the concrete surface repair plan without the department's written approval of the plan. Include the following information in the concrete surface repair plan:

- Schedule to perform the concrete surface repairs.
- Methods to control potentially harmful environmental impacts.
- Methods to perform the concrete surface repair removals, including sediment removals and stockpiling, and containment and disposal of removal materials, debris, and concrete sawing slurry.
- Methods to perform the concrete surface repairs.
- Methods to perform the sediment backfilling.

Dewater the box culvert according to the articles Erosion Control and Maintaining Drainage, prior to performing work in the box culvert.

Implement measures to avoid disturbance of the sediments at the bottom of the box culvert, except as follows. At areas of Concrete Surface Repair, remove only the amount of sediment needed to perform the concrete surface repairs, including sawcuts and removals. Stockpile the removed sediment on an upland site an adequate distance from waterways, wetlands, or open waters. Install silt fence between the spoil pile and the waterway, wetland, or open water.

Perform concrete surface repairs according to standard spec 509.3 for concrete surface repairs. Contain and dispose of removed material and debris according to standard spec 509.3.4. Contain concrete sawing slurry and dispose of the slurry at an acceptable material disposal site or on engineer-approved areas of the roadway or roadside.

Backfill the sediment removal areas with the original sediment material, to the same elevation as the adjacent streambed inside the culvert.

Place downstream erosion control devices prior to removal of dewatering methods. Leave downstream erosion control devices in place for three weeks until the streamflow naturalizes in the culvert, and then remove the devices.

*Replace standard spec 509.5.6 with the following:*

Payment for Concrete Surface Repair is full compensation for removing, stockpiling, and backfilling sediment; providing the repair; for removing and disposing of deteriorated concrete; containment and disposal of debris and slurry; for cleaning reinforcing steel; and for the volume of concrete used in the surface repair. The department will pay separately for erosion control items.

### **36. Cleaning Culvert Pipes.**

*Replace standard spec 520.5.1.5 with the following:*

Payment for Cleaning Culvert Pipes is full compensation for cleaning the culvert pipe, grading the ditch to drain, and for disposing of excess material.

### **37. Reseal Crushed Aggregate Slope Paving, Item 604.9015.S.**

#### **A Description**

This special provision describes sealing existing crushed aggregate slope paving as the engineer directs and conforming to standard spec 604 as modified in this special provision.

#### **B Materials**

Furnish materials conforming to standard spec 604.2.

#### **C Construction**

Clean all debris from the surface of the slope paving before applying asphalt. Apply sufficient asphalt so that it penetrates to seal the top 2 inches of aggregate; where existing asphalt is closer to the surface of the aggregate, apply less asphalt.

#### **D Measurement**

The department will measure Reseal Crushed Aggregate Slope Paving in area by the square yard of slope paving, acceptably resealed.

#### **E Payment**

The department will pay for measured quantities at the contract unit price under the following bid item:

ITEM NUMBER	DESCRIPTION	UNIT
604.9015.S	Reseal Crushed Aggregate Slope Paving	SY

Payment is full compensation for cleaning the surface; and for furnishing and applying the asphalt.

stp-604-015 (20100709)

### **38. Riprap.**

*Replace standard spec 606.2.1 (3) with the following:*

The contractor may not substitute waste concrete slabs for stone. Furnish clean quarry stone, free of all rebar and recycled concrete, and conforming to the size requirements specified for stone.

**39. Topsoil and Salvaged Topsoil.**

*Replace 625.2 (1) with the following:*

- (1) Topsoil consists of loam, sandy loam, silt loam, silty clay loam, or clay loam humus-bearing soils adapted to sustain plant life, and ensure the topsoil consists of the following:

<b>Topsoil Requirements</b>	<b>Minimum Range</b>	<b>Maximum Range</b>
pH	6.0	8.0
Organic Matter*	5%	20%
Clay	5%	30%
Silt	10%	70%
Sand	10%	70%

\*Organic matter determined by loss on ignition test of samples oven dried to constant weight at 212 F (100 C).

*Add the following to standard spec 625.2:*

- (3) Furnish material that is free from large roots, sticks, weeds, brush, stones, litter, and waste products.  
(4) Do not furnish surface soils from ditch bottoms, drained ponds, and eroded areas, or soils which are supporting growth of NR 40 listed plants and noxious weeds or other undesirable vegetation.

*Replace standard spec 625.3.3 (3) with the following:*

- (3) Ensure that for the upper 2 inches, 100 percent of the material passes a one-inch sieve and at least 90 percent passes the No. 10 sieve.

SER-625-001 (20221007)

**40. Silt Fence Heavy Duty, Item 628.1530.S;  
Silt Fence Heavy Duty Maintenance, Item 628.1535.S.**

**A Description**

This special provision describes furnishing, installing, maintaining, repairing, and removing heavy duty silt fence as the plans show, as directed by the engineer, and as hereinafter described.

**B Materials**

Provide Silt Fence Heavy Duty consisting of a composite of fence posts, fence fabric, geotextile fabric, sand bags or rock bags, and fasteners to be assembled by the contractor.

Furnish new or salvaged notched conventional metal “T” or “U” shaped fence posts with a length of 8 feet and minimum weight of 1.25 lb/ft.

Furnish new fence fabric, or salvaged fence fabric that is free of rust or other structural defects, conforming to standard spec 616.2.2.1 or 616.2.3.2, or one of the following alternatives:

- Woven wire fence - Standard field fence type, minimum 14-½ gauge wire, maximum mesh spacing of 6 inches, and a height of 4 feet.
- Chain link fence – minimum 12-½ gauge, maximum 2.5-inch diamond pattern, and a height of 4 feet.
- Welded wire fence – minimum 14 gauge, maximum mesh spacing of 4 inches, and a height of 4 feet.

Furnish Geotextile Fabric Type HR according to standard spec 645.2.2.7.

Furnish sand bags according to standard spec 628.2.8 or rock bags according to standard spec 628.2.13.

Furnish wire ties, nylon zip ties, or other engineer approved materials.

## C Construction

Complete the installation prior to any ground disturbing activities within the drainage area adjacent to the required location. Construct according to the plan details and as described below.

Install posts with a minimum embedment of two feet and as necessary to provide a stable fence system.

Attach fence fabric to posts with at least three ties on each post (top, middle, bottom).

Attach geotextile fabric to fence fabric and/or posts at a maximum spacing of every 2 feet along the top and additionally as necessary to prevent displacement or damage by wind and wave actions. Overlap joints in the geotextile fabric by a minimum of 12 inches. Excess geotextile fabric may be cut or draped over the backside of the fence system.

Secure the bottom of the geotextile fabric by either of the following methods:

- For installation in wet conditions, anchor the lower flap of the geotextile fabric to the ground using a continuous line of sand bags or rock bags. The lower flap shall be a minimum width of 1 foot.
- For installation in dry conditions, bury the bottom edge in a trench that is a minimum of 4 inches wide and 6 inches deep. Fold material to fit trench and backfill and compact trench with excavated soil.

Maintain the fence throughout construction and until removal. Repair or replace fence materials as necessary. Remove sediment whenever it accumulates to approximately one-half the original fence height and as directed by the engineer. Remove all sediment prior to final stabilization.

Keep system in place until the site is permanently vegetated and is ordered for removal by the engineer. Clean up and restore the surface after removal.

## D Measurement

The department will measure Silt Fence Heavy Duty by the linear foot, acceptably completed, measured along the base of the fence, center-to-center of end post, for each section of fence.

The department will measure Silt Fence Heavy Duty Maintenance by the linear foot, acceptably completed, measured along the base of the fence, end-to-end of the section maintained, for each time a section of fence is cleaned and repaired.

## E Payment

The department will pay for measured quantities at the contract unit price under the following bid item:

ITEM NUMBER	DESCRIPTION	UNIT
628.1530.S	Silt Fence Heavy Duty	LF
628.1535.S	Silt Fence Heavy Duty Maintenance	LF

Payment for Silt Fence Heavy Duty is full compensation for erecting fence, including excavating or trenching, posts, geotextile fabric, sand bags or rock bags, backfilling, removal, restoration, and disposal.

Payment for Silt Fence Heavy Duty Maintenance is full compensation for required cleaning and repairing; for removing and disposing sediment or spreading accumulated sediment to form a surface suitable for seeding; and for replacing fence and damages caused by overloading sediment material or ponding water adjacent to fence.

stp-628-005 (20220628)

## 41. Seeding.

*Replace standard spec 630.3.5 (1) with the following:*

- (1) Use the following sowing rate for seeds in pounds per 1000 square feet:
  - No. 10 at 3 pounds
  - No. 20 at 5 pounds
  - No. 30 at 5 pounds
  - No. 40 at 5 pounds
  - No. 60 at an equivalent seeding rate of 1.5 pounds[1]

- No. 70 or 70A at 0.4 pounds
- No. 75 at an equivalent seeding rate of 0.7 pounds<sup>[1]</sup>
- No. 80 at an equivalent seeding rate of 0.8 pounds<sup>[1]</sup>
- Temporary seeding at 3 pounds
- Nurse crop seeding at 2 pounds

<sup>[1]</sup> Determine the actual seeding rate by multiplying the equivalent seeding rate by the sum of the unadjusted and adjusted percentages of the various species in the seed mixtures as sown.

SER-630-002 (20221013)

## **42. Blue Specific Service Signs.**

*Add the following to standard spec 638.3.4:*

Do not remove or move blue specific service signs or their associated posts. Specific service signs are signs with logos that identify commercial entities providing gas, food, lodging, camping, or attractions. A separate contractor, Interstate Logos - Wisconsin, is responsible for these signs. Contact Interstate Logos - Wisconsin at (844) 496-9163 a minimum of 14 calendar days in advance to coordinate removing, moving, or re-installation of these signs.

The contractor is responsible for damage done to these signs due to contractor operations.

stp-638-010 (20150630)

## **43. Nighttime Work Lighting-Stationary.**

### **A Description**

This special provision describes furnishing portable lighting as necessary to complete nighttime work. Nighttime operations consist of work specifically scheduled to occur after sunset and before sunrise.

### **B (Vacant)**

### **C Construction**

#### **C.1 General**

This provision shall apply when providing, maintaining, moving, and removing portable light towers and equipment-mounted lighting fixtures for nighttime stationary work operations, for the duration of nighttime work on the contract.

At least 14 days before the nighttime work, furnish a lighting plan to the engineer for review and acceptance. Address the following in the plan:

1. Layout, including location of portable lighting – lateral placement, height, and spacing. Clearly show on the layout the location of all lights necessary for every aspect of work to be done at night.
2. Specifications, brochures, and technical data of all lighting equipment to be used.
3. The details on how the luminaires will be attached.
4. Electrical power source information.
5. Details on the louvers, shields, or methods to be employed to reduce glare.
6. Lighting calculations. Provide illumination with average to minimum uniformity ratio of 5:1 or less throughout the work area.
7. Detail information on any other auxiliary equipment.

#### **C.2 Portable Lighting**

Provide portable lighting that is sturdy and free standing and does not require any guy wires, braces, or any other attachments. Furnish portable lighting capable of being moved as necessary to keep up with the construction project. Position the portable lighting and trailers to minimize the risk of being impacted by traffic on the roadway or by construction traffic or equipment. Provide lightning protection for the portable lighting. Portable lighting shall withstand up to 60 mph wind velocity.

If portable generators are used as a power source, furnish adequate power to operate all required lighting equipment without any interruption during the nighttime work. Provide wiring that is weatherproof and installed according to local, state, federal (NECA and OSHA) requirements. Equip all power sources with a ground-fault circuit interrupter to prevent electrical shock.

### **C.3 Light Level and Uniformity**

Position (spacing and mounting height) the luminaires to provide illumination with an average to minimum uniformity ratio of 5:1 or less throughout the work area.

Illuminate the area as necessary to incorporate construction vehicles, equipment, and personnel activities.

### **C.4 Glare Control**

Design, install, and operate all lighting supplied under these specifications to minimize or avoid glare that interferes with all traffic on the roadway or that causes annoyance or discomfort for properties adjoining the roadway. Locate, aim, and adjust the luminaires to provide the adequate level of illumination and the specified uniformity in the work area without the creation of objectionable glare.

Provide louvers, shields, or visors, as needed, to reduce any objectionable levels of glare. As a minimum, ensure the following requirements are met to avoid objectionable glare on the roadways open to traffic in either direction or for adjoining properties:

1. Aim tower-mounted luminaires, either parallel or perpendicular to the roadway, so as to minimize light aimed toward approaching traffic.
2. Aim all luminaires such that the center of beam axis is no greater than 60 degrees above vertical (straight down).

If lighting does not meet above-mentioned criteria, adjust the lighting within 24 hours.

### **C.5 Continuous Operation**

Provide and have available sufficient fuel, spare lamps, generators, and qualified personnel to ensure that the lights will operate continuously during nighttime operation. In the event of any failure of the lighting system, discontinue the operation until the adequate level of illumination is restored. Move and remove lighting as necessary.

### **D (Vacant)**

### **E Payment**

Costs for furnishing a lighting plan, and for providing, maintaining, moving, and removing portable lighting, tower mounted lighting, and equipment-mounted lighting required under this special provision are incidental to the contract.

stp-643-010 (20100709)

## **44. Basic Traffic Queue Warning System, Item 643.1205.S.**

### **A Description**

This special provision describes providing, repositioning, operating, maintaining, monitoring, calibrating, testing, and removing a basic traffic queue warning system (QWS) capable of measuring vehicular speeds at downstream sections of a roadway, and activating the system.

### **B Materials**

Provide Basic Traffic QWS components and software that is National Transportation Communications for ITS Protocol (NCTIP) compliant.

#### **B.1 Portable Traffic Sensors (PTS)**

Provide PTS that are nonintrusive and capable of capturing vehicle speed in mph. Integrate each sensor with a modem to communicate with the automated system manager.

#### **B.2 Static Traffic Control Signs with Temporary Flashing Beacon Signs (FBS)**

Provide static traffic control signs with temporary flashing beacon signs conforming to standard spec 658.2(2) for Traffic Signal Faces. Ensure each FBS is integrated with a modem, and other equipment

(e.g., automated system manager) mounted on it, and acts as a single device for communicating with similarly integrated devices and displaying real-time traffic conditions.

### **B.3 Automated System Manager (ASM)**

Provide an ASM that assesses current traffic data captured by the PTS and activates/deactivates the FBS based on predetermined speed thresholds.

### **B.4 System Communications**

Ensure Basic Traffic QWS communications meet the following requirements:

1. Perform required configuration of the Basic Traffic QWS's communication system automatically during system initialization.
2. Communication between the server and any individual FBS or PTS are independent through the full range of deployed locations, and do not rely upon communications with any other FBS or PTS.
3. Incorporate an error detection/correction mechanism into the Basic Traffic QWS communication system to ensure the integrity of all traffic condition data.

### **B.5 System Acceptance**

Submit vendor verification to the engineer and Bureau of Traffic Operations ([DOTBTOworkzone@dot.wi.gov](mailto:DOTBTOworkzone@dot.wi.gov)) 14 calendar days before the pre-construction meeting that the system will adequately perform the functions specified in this special provision. Adequate verification includes past successful performance of the system, literature and references from successful use of the system by other agencies, and/or demonstration of the system.

Provide contact information for a designated representative responsible for monitoring the performance of the system and for making modifications to the operational settings as the engineer directs. Provide all testing and calibration equipment.

## **C Construction**

### **C.1 General**

Install and reposition Basic Traffic Queue Warning System per plan or as the engineer directs. Provide plan to the engineer and Bureau of Traffic Operations ([DOTBTOworkzone@dot.wi.gov](mailto:DOTBTOworkzone@dot.wi.gov)) 14 calendar days before the pre-construction meeting.

PTS may be mounted on FBS, arrow board or other trailer devices.

Install PTS at the following locations:

1. Place first PTS within the lane closure taper.
2. Place second PTS 5,700 feet upstream of the lane closure taper or on FBS #3.
3. Place third PTS 2 miles upstream of the lane closure taper or on FBS #2.

Install FBS at the following locations, delineated by 5 drums:

1. Place first FBS (FBS #3) 5,700 feet upstream of the lane closure taper.
2. Place second FBS (FBS #2) 2 miles upstream of the lane closure taper.
3. Place third FBS (FBS #1) 3 miles upstream of the lane closure taper.

If there are more than 2 lanes or specified in the plans, place FBS on both sides of the roadway.

Number the devices in chronological order so they are visible from the shoulder with 6-inch white high reflective sheeting.

Provide technical personnel for all system calibration, operation, maintenance, and timely on-call support services.

Promptly correct the system within 24 hours of becoming aware of a deficiency in the operation or individual part of the system. A minimum of three days before deployment, place the Basic Traffic QWS and demonstrate to the department that the Basic Traffic QWS is operational.

Maintain the Basic Traffic QWS for the duration of the project. Ensure the system operates continuously (24 hours, 7 days a week) in the automated mode throughout the duration of the project.

Remove the system upon completion.



## **C.2 Reports**

Provide an electronic copy of a weekly summary report of all data via email to the engineer. Ensure the report includes, at a minimum, the average speed per sensor, time in congestive state per sensor and number of triggers per day.

## **C.3 Meetings**

Attend mandatory in-person pre-construction meetings with the department. Attend additional meetings as deemed necessary by the department. These meetings may be held in person or via teleconference, as scheduled by the department.

## **C.4 Programming**

### **C.4.1 General**

Program the Basic Traffic QWS to ensure that the following general operations are performed:

1. Provide a password protected login to the ASM, website and all other databases.
2. Automatic setting of the FBS to reflect current traffic flow status updated every 60 seconds for congestion. Ensure to remove a congestion message when 180 seconds of average traffic speeds above the current level are observed, or utilize a customized frequency as determined by the engineer.
3. The FBS activate based on pre-determined speed thresholds from the next downstream sensor.
  - FBS #3 shall activate based on traffic speeds at the PTS located within the lane closure taper.
  - FBS #2 shall activate based on traffic speeds at the PTS located approximately 1 mile upstream of lane closure taper, or at FBS #3.
  - FBS #1 shall activate based on traffic speeds at the PTS located 2 miles upstream of lane closure taper, or at FBS #2.
4. Provide real-time data from the ASM to a website with a full color mapping feature and refresh every 60 seconds. Make data on website available to the department staff at all times for the duration of the work zone activity. Ensure website includes:
  - Vehicle speeds
  - FBS triggers
  - Device locations
5. Archive all traffic data in a Microsoft Excel format with date and time stamps.
6. Configure the website to quantify system failures which includes communication disruption between any devices in the system configuration, FBS malfunctioning, PTS malfunction, loss of power, low battery, etc.
7. Automatically generate and send an email alert any time a user specified queue is detected by the system.
8. Ensure the system autonomously restarts in case of any power failure.

### **C.4.2 System Operation Strategy**

Arrange for the vendor/manufacturer to coordinate system operation, detection, and trends/thresholds with the engineer.

The sequences below are a minimum requirement, but can be adjusted at the discretion of the engineer, are as follows:

#### **Free Flow:**

If the current PTS speed on a downstream section is at or above 40 mph, the next upstream FBS will not flash.

#### **Slow or Stopped Traffic:**

If the current PTS speed on a downstream section of the roadway is between the 39 mph and 0 mph (for example, 35 mph), the next upstream FBS shall flash.

## **C.5 Calibration and Testing**

At the beginning of the project perform a successful field test and calibration at the Basic Traffic QWS location to verify the system is detecting accurate vehicle speeds, and accurately relaying the information to the ASM and the FBS.

Send email of successful calibration and testing to the engineer.

## **D Measurement**

The department will measure Basic Traffic Queue Warning System by the day, acceptably completed, measured as each complete system per roadway.

## E Payment

The department will pay for measured quantities at the contract unit price under the following bid item:

ITEM NUMBER	DESCRIPTION	UNIT
643.1205.S	Basic Traffic Queue Warning System	DAY

Payment is full compensation for providing, repositioning, operating, maintaining, monitoring, calibrating, testing, and removing the complete system consisting of FBS, PTS, ASM, and system communications.

Failure to correct a deficiency to the FBS, PTS, or ASM within 24 hours after notification from the engineer or the department will result in a one-day deduction of the measured quantity for each day in which the deficiency is not corrected.

Failure to correct the website within 24 hours after notification from the engineer will result in a 10% reduction of the day quantity for each day the website is down.

The engineer will have sole discretion to assess the deductions for an improperly working Basic Traffic QWS.

stp-643-046 (20210113)

## 45. Covering Signs.

*Replace standard spec 643.2.3.3(2) with the following:*

- (2) Ensure that covers are flat black, blank, and opaque.

*Add the following to standard spec 643.3.4.1 as paragraph four:*

- (4) If multiple messages on a single sign are required to be covered, minimize the number of holes created by covering the sign with a single rectangular shaped covering. Multiple coverings on a single sign are only permissible where necessary to avoid covering necessary content or as directed by the engineer. Submit sign covering plans to the engineer for single signs requiring multiple coverings 3 days before performing work. Obtain engineer approval before covering signs. Remove sign coverings before placing fixed messages signs unless otherwise directed by the engineer.

sef-643-005 (20180104)

## 46. Traffic Meetings and Traffic Control Scheduling.

Every Wednesday by 9:00 AM, submit a detailed proposed 2-week look-ahead traffic closure schedule to the engineer. Type the detailed proposed 2-week look-ahead closure schedule into an Excel spreadsheet provided by the engineer. Enter information such as closure dates, duration, work causing the closure and detours to be used. Also enter information such as ongoing long-term closures, emergency contacts and general 2-month look-ahead closure information into the Excel spreadsheet.

Meet with the engineer at 10:00 AM every Wednesday at the field office or as directed by the engineer to discuss and answer questions on the proposed schedule. Edit, delete, and add closures to the detailed proposed 2-week look-ahead schedule, as directed by the engineer, so that proposed closures meet specification requirements. Other edits, deletions, or additions unrelated to meeting specification requirements may also be agreed upon with the engineer during the 11:00 AM meeting.

Every Wednesday at 2:00 PM, or as scheduled by the engineer, attend a weekly traffic meeting. The meeting will bring local agencies, project stakeholders, owner managers, owner engineers, contractors, document control and construction engineering personnel together to discuss traffic staging, closures, and general impacts. Upon obtaining feedback from the meeting attendees, edit, delete, and add information to the detailed 2-week look-ahead closure schedule, as needed. Submit the revised 2-week look-ahead to the engineer.

Obtain approval from the engineer for any mid-week changes to the closure schedule. Revise the 2-week look-ahead as required and obtain engineer approval.

sef-643-040 (20150319)

**47. Install Conduit into Existing Item, Item 652.0700.S.**

**A Description**

This special provision describes installing proposed conduits into an existing manhole, pull box, junction box, communication vault, or other structure.

**B Materials**

Use conduits as provided and paid for under other items in this contract. Furnish backfill material, topsoil, fertilizer, seed, and mulch conforming to the standard spec.

**C Construction**

Expose the outside of the existing structure without disturbing existing conduits or cabling. Drill the appropriately sized hole, or holes, for entering conduits at a location within the structure without disturbing the existing cabling and without hindering the installation of new cabling within the installed conduit. Fill void area between the respective drilled hole and conduit with an engineer-approved filling material to protect against conduit movement and entry of fill material into the structure. Tamp backfill into place.

**D Measurement**

The department will measure Install Conduit into Existing Item by the unit, acceptably installed. Up to five conduits entering a structure per entry point into the existing structure will be considered a single unit. Conduits in excess of five, or conduits entering at significantly different entry points into the existing pull box, manhole, or junction box will constitute multiple units of payment.

**E Payment**

The department will pay for measured quantities at the contract unit price under the following bid item:

ITEM NUMBER	DESCRIPTION	UNIT
652.0700.S	Install Conduit into Existing Item	EACH

Payment is full compensation for excavating, drilling holes; furnishing and installing all materials, including bricks, coarse aggregate, sand, bedding, and backfill; for excavating and backfilling; and for furnishing and placing topsoil, fertilizer, seed, and mulch in disturbed areas; for properly disposing of surplus materials; and for making inspections.

stp-652-070 (20230629)

**48. Intelligent Transportation Systems (ITS) – Control of Materials.**

**Standard spec 106.2 – Supply Source and Quality**

*Add the following to standard spec 106.2:*

The department will furnish a portion of equipment to be installed by the contractor. This department-furnished equipment includes the following:

<b>Department-Furnished Items</b>
6-Count Fiber Optic Cable
72-Count Fiber Optic Cable
Fiber Optic Splice Enclosures
Fiber Optic Termination Panels
Ethernet Switches
SFPs

Pick-up small department-furnished equipment, such as communications devices, cameras, and controllers, from the department's Traffic Management Center (TMC), 433 W. St. Paul Ave., Milwaukee, WI 53203 at a mutually agreed upon time during normal state office hours. Contact the Statewide ITS Engineer, Dean Beekman at (414) 227-2154 to coordinate pick-up of equipment.

Pick up cabinets and solar power systems, including batteries, at the department's TMC equipment storage facility at 633 W. Wisconsin Ave., Milwaukee, WI 53203 at a mutually agreed upon time during normal state office hours. Contact Dean Beekman to coordinate pick-up of equipment.

Large department-furnished equipment, such as camera poles and dynamic message signs will be delivered by the supplier to a contractor-controlled site identified by the contractor. Delivery will not necessarily be in a "just in time" manner. Store the equipment until field installation.

Within two weeks of Notice to Proceed, contact the engineer and Dean Beekman. Provide the address and contact information for the contractor-controlled location for delivery and the desired delivery schedule for the large state-furnished materials.

Transportation of the equipment between the electric shop and the field or interim locations are the responsibility of the contractor.

### **Standard spec 106.3 – Approval of Materials**

*Add the following to standard spec 106.3:*

#### **Design/Shop Drawings**

Before the purchase and/or fabrication of any of the components listed herein, and for any non-catalog item shown on the Material and Equipment List specified above, and no more than 30 days after notice to proceed, submit five copies of design drawings and shop drawings, as required, to the department for review. The items and the drawings that represent them shall meet the requirements of the standard specifications.

Design drawing submissions shall consist of signed and certified designs, design drawings, calculations, and material specifications for required items.

Shop drawings will be required for, but not limited to the following:

1. Mounting assemblies for the vehicle speed and classification sensors, including their attachment to the structure.
2. Mounting LED warning signs to the sign structure.
3. Mounting detail for dynamic message signs.
4. Any contractor-designed structure or foundation.

The department will complete its review of the material within 30 days from the date of receipt of the submission, unless otherwise specified. The department will advise the contractor, in writing, as to the acceptability of the material submitted. The department may determine that if no exceptions were taken for the item, it is approved, and no further action is required by the contractor; or the item may be partially or totally rejected, in which case modify and/or amend the submittal as required by the department and resubmit the item within 14 days. At this time, the review and approval cycle described above will begin again.

stp-670-005 (20230629)

## **49. Intelligent Transportation Systems – General Requirements.**

### **A Description**

#### **A.1 General**

This special provision describes providing elements for an Intelligent Transportation System (ITS) in or along the existing roadway as the plans show.

Unusual aspects of this project include:

1. The project includes working on cables and equipment that are carrying data between roadside equipment and the department's Traffic Management Center (TMC). Interruption of this service is not expected to perform this work. If an interruption is determined necessary, it must be done on a weekend, and must be done in a way that minimizes communication outages for the existing equipment. Notify the department's TMC at least 48 hours in advance of the planned interruption.
2. The department will furnish some of the equipment to be installed. Make a reasonable effort to discover defects in that equipment before installing it.

#### **A.2 Surge Protection**

Equip every ungrounded conductor wire entering or leaving any equipment cabinet with a surge protector. For purposes of this section, multiple cabinets on a single pole or foundation are considered a single cabinet.

## **B Materials**

### **B.1 General**

Only furnish equipment and component parts for this work that are new and have high quality workmanship. All controls, indicators, and connectors shall be clearly and permanently labeled in a manner approved by the engineer. All equipment of each type shall be identical.

All electrical equipment shall conform to the standards and requirements of the Wisconsin Electrical Code, the National Electrical Manufacturers Association (NEMA), National Electric Safety Council (NESC), Underwriter's Laboratory Inc. (UL) or the Electronic Industries Association (EIA), when applicable. All materials and workmanship shall conform to the requirements of the National Electrical Code (NEC), Rural Electrification Administration (REA), Standards of the American Society for Testing and Materials (ASTM), American Association of State Highway and Transportation Officials (AASHTO), requirements of the plans these special provisions, the standard specifications, and to any other codes, standards, or ordinances that may apply. All system wiring, conduit, grounding hardware and circuit breakers shall be in conformance with the National Electrical Code. Whenever reference is made to any of the standards mentioned, the reference shall be considered to mean the code, ordinance, or standard that is in effect at the time of the bid advertisement.

### **B.2 Outdoor Equipment**

All conductive connectors, pins (except pins connected by soldering), and socket contacts shall be gold plated. Acrylic conformal coating shall protect each circuit board side that has conductive traces. Except for integrated circuits containing custom firmware, all components shall be soldered to the printed circuit board.

To prevent galvanic corrosion, all connections between dissimilar metals shall incorporate a means of keeping moisture out of the connection. Where the connection need not conduct electricity, interpose a non-absorbing, inert material or washer between the dissimilar metals. Use nonconductive liners and washers to insulate fasteners from dissimilar metals. Where the connection must conduct electricity, use a conductive sealant between the dissimilar metals. Alternatively, use an insulating gasket and a bond wire connecting the two metal parts.

### **B.3 Custom Equipment**

Equipment that is not part of the manufacturer's standard product line, or that is made or modified specifically for this project, shall conform to the following requirements:

Where practical, electronics shall be modular plug-in assemblies to facilitate maintenance. Such assemblies shall be keyed to prevent incorrect insertion of modules into sockets.

All components shall be available from multiple manufacturers as part of the manufacturers' standard product lines. All must be clearly labeled with the value, part number, tolerance, or other information sufficient to enable a technician to order an exact replacement part.

Lamps used for indicator purposes shall be light-emitting diodes.

The printed circuit boards shall be composed of "two-ounce" copper on 1/16 inch thick fiberglass epoxy or equivalent type construction. Holes that carry electrical connections from one side of the boards to the other shall be completely plated through. Multilayer printed circuit boards shall not be used. The name or reference number used for the board in the drawings and maintenance manuals supplied to the department shall be permanently affixed to each board.

All components shall be mounted so that the identifying markings are visible without moving or removing any part, if practical.

### **B.4 Environmental Conditions**

Equipment shall continue to operate as specified under the following ranges of environmental conditions, except as noted in the specifications for individual pieces of equipment.

1. **Vibration and Shock:** Vehicle speed and classification sensors and any other equipment mounted atop poles or on structures shall not be impaired by the continuous vibration caused by winds (up to 90 mph with a 30 percent gust factor) and traffic.
2. **Duty Cycle:** Continuous
3. **Electromagnetic Radiation:** The equipment shall not be impaired by ambient electrical or magnetic fields, such as those caused by power lines, transformers, and motors. The equipment shall not radiate signals that adversely affect other equipment.

#### 4. **Electrical Power:**

- 4.1. **Operating power:** The equipment shall operate on 120-volts, 60-Hz, single-phase unless otherwise specified. It shall conform to its specified performance requirements when the input voltage varies from 89 to 135 volts and the frequency varies +3 Hz.
- 4.2. **High frequency interference:** The equipment operation shall be unaffected by power supply voltage spikes of up to 150 volts in amplitude and 10 microseconds duration.
- 4.3. **Line voltage transients:** The equipment operation shall be unaffected by voltage transients of plus or minus 20 percent of nominal line voltage for a maximum duration of 50 milliseconds. Equipment in the field shall meet the power service transient requirements of NEMA Standard TS-2 when connected to the surge protectors in the cabinets.

#### 5. **Temperature and Humidity:**

- 5.1. **Field equipment:** Equipment in the field shall meet the temperature and humidity requirements of NEMA Standard TS-2. Liquid crystal displays shall be undamaged by temperatures as high as 165 degrees F, and shall produce a usable display at temperatures up to 120 degrees F.
- 5.2. **Equipment in Controlled Environments:** shall operate normally at any combination of temperatures between 50 degrees F and 100 degrees F, and humidity's between 5 percent and 90 percent, non-condensing, and with a temperature gradient of 9 degrees F per hour.

### **B.5 Patch Cables and Wiring**

All cables and wiring between devices installed in a single cabinet, or in separate cabinets sharing a single concrete base, will be considered incidental to the installation of the devices and no separate payment will be made for them. It is anticipated that this will include fiber optic patch cables between termination panels and Ethernet switches, 10 / 100 MBPS Ethernet cables, RS-232 cables between individual devices and terminal servers, and power cables between individual devices and power sources within the cabinets.

### **B.6 Surge Protection**

Low-voltage signal pairs, including twisted pair communication cable entering each cabinet shall be protected by two-stage, plug-in surge protectors and shall be installed on both ends of camera control cables. The protectors shall meet or exceed the following minimum requirements:

1. The protectors shall suppress a peak surge current of up to 10k amps.
2. The protectors shall have a response time less than one nanosecond.
3. The protector shall clamp the voltage between the two wires at a voltage that is no more than twice the peak signal voltage and clamp the voltage between each wire and ground at 50 volts.
4. The first stage of protection shall be a three-element gas discharge tube, and the second stage shall consist of silicon clamping devices.
5. The protector shall also contain a resettable fuse (PTC) to protect against excessive current.
6. There shall be no more than two pairs per protector.
7. It shall be possible to replace the protector without using tools.

Cables carrying power to curve signs shall be protected at the cabinet by grounded metal oxide varistors of appropriate voltages. The varistors must be at least 0.8 inch in diameter.

## **C Construction**

### **C.1 Thread Protection**

Provide rust, corrosion, and anti-seize protection at all thread assemblies of metallic parts by coating (non-spray) the mating surfaces with an approved compound. Failure to use an approved compound will result in no payment for the items to which coating was to have been applied.

### **C.2 Cable Installation**

When installing new cables into conduits containing existing cables, remove the existing cables and reinstall the existing cables simultaneously with the new cables. Take every precaution necessary to protect the existing cables. In the event of avoidable damage to the existing cables, replace all damaged cables, in-kind, at no additional expense to the department. When cables are pulled into conduit, use a cable pulling lubricant approved by the cable manufacturer. Submit documentation supporting manufacturer approval of the lubricant to the engineer.

### **C.3 Wiring**

Every conductor, except a conductor contained entirely within a single piece of equipment, must terminate either in a connector or on a terminal block. Provide and install the connectors and terminal

blocks where needed, without separate payment. Use approved splice kits instead of connectors and terminal blocks for underground power cable splices.

Permanently label and key connectors to preclude improper connection. Obtain prior engineer approval for labeling methods before use.

Terminal blocks must be affixed to panels that permanently identify the block and what wire connects to each terminal. This may be accomplished by silk screening or by installing a laminated printed card under the terminal block, with the labels on portions of the card that extend beyond the block. Installation of terminal blocks by drilling holes in the exterior wall of the cabinet is not acceptable.

Use barriers to protect personnel from accidental contact with all dangerous voltages.

Do not install conductors carrying AC power in the same wiring harness as conductors carrying control or communication signals.

Arrange wiring, including fiber optic pigtails, so that any removable assembly can be removed without disturbing wiring that is not associated with the assembly being removed.

Communication and control cables may not be spliced underground, except where indicated on the plans.

Cables in the Traffic Management Center (TMC) or in communication hubs, which are not contained within a single cabinet, shall have at least 10 feet of slack.

#### **C.4 System Operations**

If the contractor's operations unexpectedly interrupt Intelligent Transportation Systems (ITS) service, notify the engineer immediately and restore service within 24 hours. Repair all damaged facilities to the condition existing before the interruption. If service is not restored within 24 hours, the department may restore service to any operating device and deduct restoration costs from payments due the contractor.

#### **C.5 Surge Protection**

Arrange the equipment and cabinet wiring to minimize the distance between each conductor's point of entry and its protector. Locate the protector as far as possible from electronic equipment. Ensure that all wiring between the surge protectors and the point of entry is free from sharp bends.

#### **D Measurement**

The department will not measure the work performed under this special provision.

#### **E Payment**

The department will pay for the work performed under this special provision under the contract ITS bid items.

stp-670-010 (20230629)

### **50. Digital Speed Reduction System (DSRS), Item SPV.0045.01.**

#### **A Description**

This special provision describes furnishing, installing, repositioning, operating, maintaining, monitoring, testing, and removing a Digital Speed Reduction System (DSRS) per plan or as the engineer directs.

#### **B Materials**

##### **B.1 Digital Speed Limit Trailer (DSLTL)**

Furnish items from the department's approved products list.

##### **B.2 Portable Changeable Message Sign (PCMS)**

Provide PCMS conforming to standard spec 643. Ensure each PCMS is integrated with a modem and other equipment (e.g., automated system manager) mounted on it.

##### **B.3 Automated System Manager (ASM)**

Provide an ASM to remotely change the speed limit and PCMS message on the DSRS devices.

#### **C Construction**

##### **C.1 General**

Trailer-mount the sign so that the bottom is a minimum 7 feet above the roadway.

Install and operate DSRS 7 days in advance of the start of the temporary speed declaration start date. Perform a successful field test for each sign.

Provide in-person training to the department on the use and operation of the field hardware and the website for the DSRS.

Ensure the DSRS operates continuously when deployed on the project.

Provide a local specialist to respond to emergency situations within 2 hours of being notified and who is equipped with sufficient resources to correct deficiencies in the DSRS.

There shall not be any conflicting speed limits displayed throughout the project limits.

The contractor will be responsible for coordinating with the engineer when the work zone speed limits are to be changed.

Place PCMS at the following location or per plan:

- 2,200 feet upstream of start of lane closure taper on the right side of the roadway or as directed by the engineer.

Place Digital Speed Limit Trailer at the following locations or per plan:

1. 1,500 feet upstream of start of lane closure taper on both sides of the roadway
2. 1,500 feet beyond the end of the acceleration lane of each entrance ramp
3. 700 feet upstream of worker activity
4. Minimum of every 1 mile, in active work area or where workers are present

Placement of the Digital Speed Limit Trailers shall be on the right side of the roadway unless located in advance warning area, infeasible or as directed by the engineer.

Placement of Digital Speed Limit Trailer and PCMS shall not interfere with the function of existing signs or roadside devices.

R2-1 sign shall be 48" x 60" and follow standard spec 643 for sign requirements.

## **C.2 Programming**

Program the DSRS to ensure the following operations are performed:

23. Provide a password protected login to the ASM, website and all other databases.
24. Provide real-time data from the ASM to a website and refresh every 60 seconds. The website should have a full-color mapping feature. Data on the website should be available to the department staff at all times for the duration of the work zone activity and should include:
  - Dates and times of speed limit changes
  - Messages
  - Device locations
25. Archive all data in a Microsoft Excel format with date and time stamps.
26. Configure the website to quantify system failures which includes PCMS and/or digital speed limit trailer malfunction, loss of power, low battery, etc.
27. Ensure the devices autonomously restart in case of any power failure.
28. Provide the department access to manually override the DSRS for a user-specified duration. Document all override messages.
29. The digital display portion automatically adjusts the brightness under varying light conditions to maintain legibility.
30. Speed limit values shown on the digital display legend continuously displays without animation. Brief blanking may be experienced, up to 10 seconds, only during digital display legend user input utilizing the hard-wired hand control.
31. The digital display changes between the original posted speed limit and the approved temporary speed limit on the digital speed limit trailer when directed by the engineer.



32. The PCMS changes between the flashing four corner arrow board mode and the “Posted Speed Reduction” message per plan when directed by the engineer.
33. Digital speed limit trailers and PCMS shall change simultaneously, at the same time to only display one speed limit.
34. The beacon on the DSRS shall flash when the speed limit has been reduced per the temporary speed declaration.

**C.3 Reports**

Provide an electronic copy of a weekly summary report and end of project summary report via email to the engineer and Bureau of Traffic Operations ([DOTBTOWorkzone@dot.wi.gov](mailto:DOTBTOWorkzone@dot.wi.gov)). Include timestamped information on the date, time, messages, and speed limit for when the DSRS was changed.

**D Measurement**

The department will measure Digital Speed Reduction System by the day, acceptably completed.

**E Payment**

The department will pay for measured quantities at the contract unit price under the following bid item:

ITEM NUMBER	DESCRIPTION	UNIT
SPV.0045.01	Digital Speed Reduction System (DSRS)	DAY

Payment is full compensation for furnishing, installing, repositioning, operating, maintaining, monitoring, testing, and removing for a DSRS.

Failure to correct a deficiency to the DSRS within 24 hours after notification from the engineer or the department will result in a one-day deduction of the measured quantity for each day in which the deficiency is not corrected.

The engineer will have the sole discretion to assess the deductions for an improperly working DSRS.

**51. Field Facilities Office Space, Item SPV.0060.02.**

**A Description**

This special provision describes furnishing, equipping, and maintaining a field office as required in the contract at engineer-approved locations conforming to standard spec 642 and as follows.

**B Materials**

Provide Field Facilities Office Space conforming to standard spec 642.2.1 except delete paragraphs (1), (7), and (9).

*Replace standard spec 642.2.1(4) with the following:*

Provide and maintain suitable interior sanitary facilities conforming to State and local health requirements, in clean and good working condition, and stock with sanitary supplies for the duration of the contract. Furnish office space in an existing office building or existing building converted to office space with a minimum of 1200 square feet. The facility shall have no fee parking with a minimum parking for 15 cars. The space shall include a meeting room with a minimum of 350 square feet. The exterior door(s) shall have locks in good working order and keys provided for all field staff. The office space shall be located within 2 miles of the construction project.

Equip the office as specified in standard spec 642.2.2.1 except delete paragraph (1) and add the following:

1. Five suitable office desks with drawers and locks.
2. Five ergonomically correct office chairs in working condition with at a minimum: 5-legged base with casters, seat adjustable from 15 to 22 inches from the floor with a seamless waterfall, rounded, front edge, and high backrest with no arms or adjustable arms.
3. Four 6-foot folding tables.
4. One 10-foot folding table.
5. Five 2-drawer file cabinets.
6. Three 4-shelf bookcases.
7. Twenty folding chairs.

Ensure quality cell phone reception is achievable inside the field office.

Provide for the professional cleaning of the field office during regular business hours twice monthly. Provide clearly marked recycling and waste receptacles within the field office, and separate recycling and waste dumpsters near the field office. Cover outdoor containers to keep out rain, snow, and wind-driven debris. Provide regularly scheduled recycling and waste pick-up.

**C Construction**

Conform to standard spec 642.3 except delete paragraph (2).

**D Measurement**

The department will measure Field Facilities Office Space as each office, acceptably completed.

**E Payment**

The department will pay for measured quantities at the contract unit price under the following bid item:

ITEM NUMBER	DESCRIPTION	UNIT
SPV.0060.02	Field Facilities Office Space	EACH

Payment is full compensation for providing, equipping, securing, and maintaining the facility; for parking, for telecommunications equipment, installation, and service fees; and for providing bottled water, utilities, fuel, ventilation, and toilet facilities as required, either independently or jointly with the field laboratory, for the time specified in standard spec 642.3.

The department will pay for the cost of telecommunications usage fees incurred by department staff.

SER-642-002 (20160808)

**52. Traffic Control Close-Open Freeway Entrance Ramp, Item SPV.0060.03.**

**A Description**

This special provision describes closing and re-opening a freeway entrance ramp and associated auxiliary lane.

**B (Vacant)**

**C Construction**

Install or reposition traffic control devices required for closing a freeway entrance ramp and adjacent auxiliary lanes. Remove or return traffic control devices to their previous configuration when the closure is no longer required.

**D Measurement**

The department will measure Traffic Control Close-Open Freeway Entrance Ramp by each individual ramp closure, acceptably completed.

**E Payment**

The department will pay for measured quantities at the contract unit price under the following bid item:

ITEM NUMBER	DESCRIPTION	UNIT
SPV.0060.03	Traffic Control Close-Open Freeway Entrance Ramp	EACH

Payment is full compensation for daily surveillance; preparing and submitting the daily surveillance report with hourly metered tickets; mobilization; sweeping; and disposing of materials. Traffic Control devices will be paid separately.

sef-643-001 (20180627)

**53. Traffic Control Local Road Lane Closure, Item SPV.0060.04.**

**A Description**

This special provision describes closing and reopening a local road lane or lanes, including full closure conforming to standard spec 643, the plans, and as directed by the engineer.

**B (Vacant)**

**C Construction**

Install or reposition traffic control devices required for closing a local road or lanes of a local road.  
Remove or return traffic control devices to their previous configuration when the closure is no longer required.

**D Measurement**

The department will measure Traffic Control Local Road Lane Closure by each individual closure, acceptably completed. The department will not measure the closure of a local road not deemed necessary by the engineer.

**E Payment**

The department will pay for measured quantities at the contract unit price under the following bid item:

ITEM NUMBER	DESCRIPTION	UNIT
SPV.0060.04	Traffic Control Local Road Lane Closure	EACH

Payment is full compensation for closing and re-opening a local road lane or lanes.

sef-643-035 (20171004)

**54. Mobilizations Emergency Pavement Repair, Item SPV.0060.05.**

**A Description**

This special provision describes furnishing and mobilizing personnel, equipment, traffic control, and materials to the project site to repair the existing pavement for emergencies as the engineer directs. An emergency is a sudden occurrence of a serious and urgent nature, beyond normal maintenance of the existing pavement.

**B (Vacant)**

**C Construction**

Mobilize with sufficient personnel, equipment, traffic control, materials, and incidentals on the jobsite within 4 hours of the engineer's written order to repair the existing pavement on an emergency basis.

**D Measurement**

The department will measure Mobilizations Emergency Pavement Repair as each individual mobilization, acceptably completed. The department will not include delivering and installing pavement repair or maintenance materials provided for in specific contract bid items. All traffic control items used for each Mobilization will be considered incidental to the Mobilization.

**E Payment**

The department will pay for measured quantities at the contract unit price under the following bid items:

ITEM NUMBER	DESCRIPTION	UNIT
SPV.0060.05	Mobilizations Emergency Pavement Repair	EACH

Payment is full compensation for the staged moving of personnel, moving equipment, setting up and removing traffic control, traffic control materials, and moving materials. The department will pay separately for delivery and installation of pavement repair materials under the other bid items in this contract. The department will not pay separately for traffic control items and materials even though they may be included in other bid items in this contract and will consider them incidental to each Mobilization.

sef-999-025 (20170310)

**55. Survey Project 1090-09-76, Item SPV.0060.06.**

**A Description**

This special provision describes modifying standard specs 105.6 and 650 to define the requirements for construction staking for this contract. Conform to sections 105.6 and 650 and as follows.

The department will not perform any construction staking for this contract. Obtain engineer's approval before performing all survey required to lay out and construct the work under this contract.

*Replace standard spec 650.1 with the following:*

This section describes the contractor-performed construction staking required under individual contract bid items to establish the horizontal and vertical position for all aspects of construction including:

- storm sewer
- subgrade
- base
- curb and gutter
- curb ramps
- pipe culverts
- drainage structures
- structure layout
- bridges
- all retaining wall layout
- pavement
- pavement markings (temporary and permanent)
- overhead signs
- electrical installations
- supplemental control
- FTMS
- parking lots
- utilities
- conduit
- traffic control items
- fencing

## **B (Vacant)**

## **C Construction**

*Add the following to standard spec 650.3.1 (6):*

Confirm with engineer before using global positioning methods to establish the following:

1. Structure layout horizontal or vertical locations.
2. Concrete pavement vertical locations.
3. Curb, gutter, and curb and gutter vertical locations.
4. Concrete barrier vertical locations.
5. Storm sewer layout horizontal or vertical locations, including structure centers, offsets, access openings, rim and invert elevations.

*Replace standard spec 650.3.1.1(2) with the following:*

- (6) Maintain neat, orderly, and complete survey notes, drawings, and computations used in establishing the lines and grades. This includes:

- Raw data files
- Digital stakeout reports
- Control check reports
- Supplemental control files (along with method used to establish coordinates and elevation)
- Calibration report

Make the survey notes and computations available to the engineer within 24 hours as the work progresses unless a longer period is approved by the engineer.

*Add the following to standard spec 650.3.1.2.1:*

Under the Survey Project bid item, global positioning system (GPS) machine guidance for conventional subgrade staking on all or part of the work may be substituted. The engineer may require reverting to conventional subgrade staking methods for all or part of the work at any point during construction if the GPS machine guidance is producing unacceptable results.

Add the following to standard spec 650.3.1.2.3.1:

The department incurs no additional liability beyond that specified in standard spec 105.6 or standard spec 650 by having provided this additional information.

Add the following to standard spec 650.3.3:

Record all subgrade elevation checks and submit a hard copy to the engineer within 24 hours or as requested by the engineer.

**D Measurement**

Replace standard spec 650.4 with the following:

- (1) The department will measure Survey Project 1090-09-76 as a single unit for each project, acceptably completed.

**E Payment**

Replace standard spec 650.5 with the following:

The department will pay for measured quantities at the contract unit price under the following bid item:

ITEM NUMBER	DESCRIPTION	UNIT
SPV.0060.06	Survey Project 1090-09-76	EACH

Payment is full compensation for performing all survey work required to lay out and construct all work under this contract and for adjusting stakes to ensure compatibility with existing field conditions. The department will not make final payment for this item until the contractor submits all survey notes and computations used to establish the required lines and grades to the engineer within 24 hours of completing this work. Re-staking due to construction disturbance and knock-outs will be performed at no additional cost to the department.

**56. Locate and Clean Existing Underdrain Outfalls, Item SPV.0060.07.**

**A Description**

This special provision describes locating and cleaning of existing underdrain outfalls within the project limits.

**B (Vacant)**

**C Construction**

Locate and temporarily mark existing underdrain outfall locations before construction begins. Take care not to damage or cover any existing underdrain outfall to remain after construction. Ensure all existing underdrain outfalls are clear of any base aggregate, or other debris at the end of construction activities.

**D Measurement**

The department will measure Locate and Clean Existing Underdrain Outfalls as each individual unit, acceptably completed.

**E Payment**

The department will pay for measured quantities at the contract unit price under the following bid item:

ITEM NUMBER	DESCRIPTION	UNIT
SPV.0060.07	Locate and Clean Existing Underdrain Outfalls	EACH

Payment is full compensation for locating, temporarily marking, and cleaning of the outfalls and disposing of all material removed.

**57. Removing Bus Shelter, Item SPV.0060.08.**

**A Description**

This special provision describes removing the existing bus shelter as shown in the plans.

**B (Vacant)**

**C Construction**

Remove the existing bus shelter as specified in the plans.

**D Measurement**

The department will measure Removing Bus Shelter as each individual unit, acceptably completed.

**E Payment**

The department will pay for measured quantities at the contract unit price under the following bid item:

ITEM NUMBER	DESCRIPTION	UNIT
SPV.0060.08	Removing Bus Shelter	EACH

Payment is full compensation for removing the bus shelter and for disposing of materials.

**58. Repair Conduit, Item SPV.0060.20.**

**A Description**

This special provision describes repairing an existing 3-inch nonmetallic conduit with a split-duct repair kit after removing a pull box (paid for separately) while not cutting the respective cables or interrupting their functionality.

**B Materials**

Materials shall be according to standard spec 652. Furnish split-duct conduit 1-inch larger than the existing conduit that will be encased.

**C Construction**

Construction shall be according to standard spec 652 and conduit manufacturer specifications.

Install split duct around existing conduit per manufacturer specifications. Stagger split duct joints – the top and bottom sections of split duct shall not have the same joint. Connect top and bottom split duct pieces together with straps a maximum 1-foot from split duct joints. Place a length of tape around both sections of the split duct to completely cover each butted joint. Install straps so that the maximum distance between straps is 5-feet. Install a split reducer fitting or similar fitting or material at the ends of the trackway to provide a snug fit between existing traffic signal conduit and split duct conduit. Tape both ends of the installation.

**D Measurement**

Repair Conduit will be measured by the conduit repaired after removal of the respective pull box (paid for separately).

**E Payment**

Repair Conduit will be paid for at measured quantities at the contract unit price under the following bid items:

ITEM NUMBER	DESCRIPTION	UNIT
SPV.0060.20	Repair Conduit	EACH

Payment shall be full compensation for furnishing and installing split duct, split duct bodies, straps, tape, and fittings; for expansion fittings and caps; for disposing of surplus materials; and for making inspections.

**59. Power Wire Splice, Item SPV.0060.21.**

**A Description**

This special provision describes splicing a power conductor in a new or existing pull box to re-establish electrical continuity after removing a connected device.

**B Materials**

Use cast-in-place splice kits from an approved manufacturer.

**C Construction**

Follow the splice kit manufacturer’s instructions to splice the power wire together in the pull box as shown in the plans and as directed by the engineer.

**D Measurement**

The department will measure Power Wire Splice by the unit completely installed according to the contract.

**E Payment**

The department will pay for measured quantities at the contract unit price under the following bid item:

ITEM NUMBER	DESCRIPTION	UNIT
SPV.0060.21	Power Wire Splice	EACH

Payment is full compensation for furnishing and installing the required protection splice kit; and for furnishing all labor, equipment, transportation, and incidentals necessary to complete this item of work.

**60. Remove Ethernet Radio, Item SPV.0060.22.**

**A Description**

This special provision describes removing an ethernet radio and cable from an existing pole.

**B Materials**

Materials include existing ethernet radio and cable.

**C Construction**

Coordinate the disconnection of the existing ethernet radio with Dean Beekman of the WisDOT STOC at (414) 227-2154.

Remove the existing radio and cable from the existing pole and store for pick up by department representatives.

**D Measurement**

The department will measure Remove Ethernet Radio by the unit, completely removed according to the contract.

**E Payment**

The department will pay for measured quantities at the contract unit price under the following bid item:

ITEM NUMBER	DESCRIPTION	UNIT
SPV.0060.22	Remove Ethernet Radio	EACH

Payment is full compensation for furnishing all labor, equipment, transportation, and incidentals necessary to complete this item of work.

**61. Removing Controller Cabinet, Item SPV.0060.23.**

**A Description**

This special provision describes removing an existing controller cabinet.

**B (Vacant)**

**C Construction**

Remove controller cabinets at the locations shown on the plans, or as directed by the engineer. Salvage and store the cabinets and all contents for pick up by the department.

Do not remove the existing ITS control cabinets, or any other associated equipment until necessary, or as directed by the engineer. Carefully remove the existing cabinets from the concrete bases, together with all components in such a manner as to safeguard all parts and wiring from damage or loss. Salvage and store the cabinet and contents for pick up by the department.

Prior to removing the existing ITS control cabinets, remove all cables being terminated in the cabinet. Cut existing cables flush with cabinet base and cap existing conduits. Dispose of the cables properly away from the project area.

**D Measurement**

The department will measure Removing Controller Cabinet by the unit, acceptably removed, salvaged, and stored.

**E Payment**

The department will pay for measured quantities at the contract unit price under the following bid item:

ITEM NUMBER	DESCRIPTION	UNIT
SPV.0060.23	Removing Controller Cabinet	EACH

Payment is full compensation for removal and storage of the controller cabinet; disconnecting all associated wires and cables; for capping existing conduits, and for furnishing all labor, tools, equipment, transportation, and incidentals necessary to complete the work.

**62. Removing Controller Cabinet Base, Item SPV.0060.24.**

**A Description**

This special provision describes removing an existing controller cabinet concrete base.

**B Materials**

Existing controller cabinet base, including concrete masonry, ground rods, masonry anchors, and restoration materials such as topsoil, seeding, mulch, and fertilizer according to the pertinent provisions of standard spec 201, 625, 627, 629, 630, 636, and 640.

**C Construction**

Remove and dispose of the concrete foundation and all other pertinent materials and restore the disturbed area by placing 4-inches of topsoil, and fertilize, seed, and mulch all disturbed areas according to the pertinent requirements of the standard specifications.

**D Measurement**

The department will measure Removing Controller Cabinet Base by the unit, removed from the ground, removed from the project site, and the disturbed area, restored according to the contract.

**E Payment**

The department will pay for measured quantities at the contract unit price under the following item:

ITEM NUMBER	DESCRIPTION	UNIT
SPV.0060.24	Removing Controller Cabinet Base	EACH

Payment is full compensation for removing and disposing of a concrete controller cabinet base, including masonry anchors, ground rods, and concrete masonry, and for topsoil, fertilizer, seed, and mulch.

**63. Exposing Existing Infrastructure Paved Area, Item SPV.0060.25.**

**A Description**

This work includes locating and exposing existing infrastructure in paved areas as directed by the engineer. The contractor shall be responsible for compliance with s.182.0175 (2), Stats., with respect to precautions to be taken to avoid and prevent damage to utility facilities. The location of existing utilities and infrastructure needed to complete the contract work shall be addressed independent of this provision. Conform to Wisconsin State Statute 182.0175 (2) and Wisconsin Administrative code Trans 220. The work includes exposing existing infrastructure, including utilities, under paved surfaces and providing both lateral and depth measurements for use in determining potential infrastructure conflict solutions, and backfilling.



## **B Materials**

### **B.1 Backfill Slurry**

Utilize backfill slurry as specified elsewhere in these special provisions.

## **C Construction**

### **C.1 General**

The location of existing utilities and infrastructure needed to complete the contract work shall be addressed independent of this provision. This item will only be used as determined by the department for unique locations as directed by the engineer. It does not remove the contractor's obligation to locate utilities as specified by Wisconsin Administrative code Trans 220 and Wisconsin State Statute 182.0175. The engineer will direct all exposing existing infrastructure in writing. Coordinate infrastructure exposures with the engineer and notify the infrastructure owner or their agents of this work two working days in advance so that they may be present when the work commences.

### **C.2 Excavation**

Remove all paved surfaces at locations where the existing infrastructure is being exposed. Saw or remove concrete and asphaltic pavements to the nearest joint. Remove all pavement surfaces in such a way that all existing edges consist of a true line having a perpendicular edge with no unraveling. Maintain drainage at all times according to standard spec 205.3.3. Take precautions, including temporary shoring, in order to prevent any undermining of the existing roadway. Perform work according to all applicable laws, ordinances, rules, regulations, and OSHA standards.

Expose all infrastructure locations within a given location to a minimum depth of 18-inches below the bottom of each infrastructure. Excavate in a manner that protects the integrity of the infrastructure and prevents any damage to wrappings or protective coatings such as by any mechanical method or hand digging. Notify the infrastructure owner promptly if damage or interruption of service occurs. Repair all damage caused to such infrastructure resulting from negligence or carelessness at own expense.

Take all lateral and depth measurements in US feet and tenths thereof. Identify horizontal locations of each exposed infrastructure with a coordinate northing and easting referenced to the Wisconsin County Coordinate System (WCCS), Milwaukee County, NAD 83 (97). Provide vertical elevations for each exposed infrastructure and reference to NAVD 88 (91).

The infrastructure location shall remain exposed and available for visual inspection until the completion of all work in a given location. If the infrastructure shall remain exposed overnight or for prolonged periods of time, protect the location with traffic-rated steel plating, safety barriers, and all necessary traffic control devices that may be required under applicable standards or as directed by the engineer.

### **C.3 Backfilling**

Upon completion of the infrastructure exposure, restore the location in kind to its original condition. When exposed infrastructure locations fall within local streets or city right-of-way, use backfill slurry to fill the entire location to the subgrade elevation.

Restore concrete pavement and concrete base course to the depth found in the existing roadway. Replace all locations that fall within live lanes of any roadway or pedestrian traffic with a high early-strength concrete pavement mix design having a depth equivalent to the existing pavement structure unless directed otherwise by the engineer. Locations that are closed to through traffic may use an approved concrete pavement mix conforming to standard spec 501. If directed by the engineer, tie concrete pavement and/or dowel it to the existing pavement according to the standard detail drawing for concrete pavement. All locations requiring asphaltic pavement shall consist of HMA Pavement Type E-3 unless otherwise directed by the engineer. Place the HMA pavement in lifts to a depth as directed by the engineer. Apply tack coat to composite pavement structures and between lifts. Alternate restoration methods may be used upon written approval from the engineer.

Place base aggregate dense between the subgrade surface and the bottom of the pavement.

### **C.4 Documentation**

Provide documentation to the engineer and include the coordinates, elevations, and sketches of the infrastructure locations tied to known features in the plans. Reference each infrastructure to a proposed alignment with a station and offset. Where near a ramp, reference the ramp alignment. Document the size and/or diameter, composition, and a description of each infrastructure and the location of the elevation with respect to each infrastructure noted. Supply digital photographs of the uncovered infrastructure to the engineer in .jpeg format for future reference.

## D Measurement

The department will measure Exposing Existing Infrastructure Paved Area as a unit for each location. A location may have multiple infrastructures located within the same exposure area. An exposure area will include all infrastructures within 6 lateral feet of each other and payment will only be made for one unit regardless of the number of infrastructures exposed. If the distance from the existing ground elevation, located above the existing infrastructure, to a point 18 inches below the exposed infrastructure is between 0 and 6 feet, the department will measure each location as a single unit of work. If the distance from the existing ground elevation, located above the existing infrastructure, to a point 18 inches below the exposed infrastructure is greater than 6 feet and less than 12 feet, the department will pay for the item as two units of work.

## E Payment

The department will pay for the measured quantities at the contract unit price under the following bid item:

ITEM NUMBER	DESCRIPTION	UNIT
SPV.0060.25	Exposing Existing Infrastructure Paved Area	EACH

Payment is full compensation for mobilization; for furnishing all excavation; for disposing of all materials; for locating all infrastructure within each respective location; for providing documentation and photographs of infrastructure locations to the engineer; for furnishing all surveying associated with exposing existing infrastructure; for furnishing all maintenance of the location during construction; for furnishing all traffic control, safety barriers, and steel plating required; for temporary shoring; and for furnishing all finishing items including, but not limited to, base aggregate dense, backfill slurry, concrete pavement, HMA pavement, curb and gutter, and sidewalk located above the subgrade elevation.

## 64. Exposing Existing Infrastructure Unpaved Area, Item SPV.0060.26.

### A Description

This work includes locating and exposing existing infrastructure in unpaved areas as directed by the engineer. The contractor shall be responsible for compliance with s.182.0175 (2), Stats., with respect to precautions to be taken to avoid and prevent damage to utility facilities. The location of existing utilities and infrastructure needed to complete the contract work shall be addressed independent of this provision. Conform to Wisconsin State Statute 182.0175 (2) and Wisconsin Administrative code Trans 220. The work includes exposing existing infrastructure, including utilities, under unpaved surfaces and providing both lateral and depth measurements for use in determining potential infrastructure conflict solutions, and backfilling.

### B Materials

#### B.1 Backfill Slurry

Utilize backfill slurry as specified elsewhere in these special provisions.

### C Construction

#### C.1 General

The location of existing utilities and infrastructure needed to complete the contract work shall be addressed independent of this provision. This item will only be used as determined by the department for unique locations as directed by the engineer. It does not remove the contractor's obligation to locate utilities as specified by Wisconsin Administrative code Trans 220 and Wisconsin State Statute 182.0175. The engineer will direct all exposing existing infrastructure in writing. Coordinate infrastructure exposures with the engineer and notify the infrastructure owner or their agents of this work two working days in advance so that they may be present when the work commences.

#### C.2 Excavation

Remove all unpaved surfaces at locations where the existing infrastructure is being exposed. Maintain drainage at all times according to standard spec 205.3.3. Take precautions, including temporary shoring, in order to prevent any undermining of the existing roadway. Perform work according to all applicable laws, ordinances, rules, regulations, and OSHA standards.

Expose all infrastructure locations within a given location to a minimum depth of 18-inches below the bottom of each infrastructure. Excavate in a manner that protects the integrity of the infrastructure and prevents any damage to wrappings or protective coatings such as by any mechanical method or hand digging. Notify the infrastructure owner promptly if damage or interruption of service occurs. Repair all damage caused to such infrastructure resulting from negligence or carelessness at own expense.

Take all lateral and depth measurements in US feet and tenths thereof. Identify horizontal locations of each exposed infrastructure with a coordinate northing and easting referenced to the Wisconsin County Coordinate System (WCCS), Milwaukee County, NAD 83 (97).

Provide vertical elevations for each exposed infrastructure and reference to NAVD 88 (91).

The infrastructure location shall remain exposed and available for visual inspection until the completion of all work in a given location. If the infrastructure shall remain exposed overnight or for prolonged periods of time, protect the location with traffic-rated steel plating, safety barriers, and all necessary traffic control devices that may be required under applicable standards or as directed by the engineer.

### **C.3 Backfilling**

Upon completion of the infrastructure exposure, restore the location in kind to its original condition. Use backfill slurry, conforming to standard spec 501, to backfill the exposed infrastructure locations to the subgrade elevation except for areas located within local streets. In grassy areas, place 6-inches of topsoil, sod or seed and mulch, and fertilizer.

Alternate restoration methods may be used upon written approval from the engineer.

### **C.4 Documentation**

Provide documentation to the engineer and include the coordinates, elevations, and sketches of the infrastructure locations tied to known features in the plans. Reference each infrastructure to a proposed alignment with a station and offset. Where near a ramp, reference the ramp alignment. Document the size and/or diameter, composition, and a description of each infrastructure and the location of the elevation with respect to each infrastructure noted. Supply digital photographs of the uncovered infrastructure to the engineer in .jpeg format for future reference.

### **D Measurement**

The department will measure Exposing Existing Infrastructure Unpaved Area as a unit for each location. A location may have multiple infrastructures located within the same exposure area. An exposure area will include all infrastructures within 6 lateral feet of each other, and payment will only be made for one unit regardless of the number of infrastructures exposed. If the distance from the existing ground elevation, located above the existing infrastructure, to a point 18 inches below the exposed infrastructure is between 0 and 6 feet, the department will measure each location as a single unit of work. If the distance from the existing ground elevation, located above the existing infrastructure, to a point 18 inches below the exposed infrastructure is greater than 6 feet and less than 12 feet, the department will pay for the item as two units of work.

### **E Payment**

The department will pay for the measured quantities at the contract unit price under the following bid item:

ITEM NUMBER	DESCRIPTION	UNIT
SPV.0060.26	Exposing Existing Infrastructure Unpaved Area	EACH

Payment is full compensation for mobilization; for furnishing all excavation; for disposing of all materials; for locating all infrastructure within each respective location; for providing documentation and photographs of infrastructure locations to the engineer; for furnishing all surveying associated with exposing existing infrastructure; for furnishing all maintenance of the location during construction; for furnishing all traffic control, safety barriers, and steel plating required; or temporary shoring; for furnishing backfill slurry and backfilling the locate.

## **65. Strapping C-67-12, Item SPV.0060.40.**

### **A Description**

This special provision describes securing a wing wall to a culvert or abutment body with a structural channel.

**B Materials**

Use galvanized structural channel conforming to the size and material shown on the plans and conforming to standard spec 506.

**C Construction**

Attach the structural channel with the number, size and spacing of anchors shown on the plans.

**D Measurement**

The department will measure Strapping C-67-12 as each wing for the repair work, acceptably completed.

**E Payment**

The department will pay for measured quantities at the contract unit price under the following bid item:

ITEM NUMBER	DESCRIPTION	UNIT
SPV.0060.40	Strapping C-67-12	EACH

Payment is full compensation for furnishing and installing the channel.

**66. Pavement Cleanup Project 1090-09-76, Item SPV.0075.01.**

**A Description**

This special provision describes cleanup of dust and debris from pavements within and adjacent to the job site. Pavement Cleanup includes surveillance and reporting of all active haul routes.

**B Materials**

**B.1 Pavement Cleanup**

Furnish a vacuum-type street sweeper equipped with a power broom, water spray system, and a vacuum collection system.

Use vacuum equipment with a self-contained particulate collector capable of preventing discharge from the collection bin into the atmosphere.

Use a vacuum-type sweeper as the primary sweeper, except as specified in this special provision or approved by the engineer.

**C Construction**

**C.1 Surveillance**

Provide daily surveillance of active haul routes to identify if material is being tracked from the jobsite. Document the condition of the roads and all sweeping recommendations in a daily report. Submit reports to the engineer daily, including hourly metered tickets for that day's sweeping activities.

**C.2 Pavement Cleanup**

Keep all pavements, sidewalks, driveways, curb lanes, and gutters within the project boundaries free of dust and debris generated from all activity under the contract. Keep all pavements, sidewalks, driveways, curb lanes, and gutters adjacent to the project free of dust and debris that are caused by land disturbing, dust generating activities, as defined in the contractor's Dust Control Implementation Plan (DCIP).

Provide routine sweeping of all pavements, sidewalks, driveways, curb lanes and gutters on local-street active haul routes as defined in the DCIP or as directed by the engineer. Include the following roadways for routine sweeping:

- IH 43 (NB and SB)
- Racine Ave (CTH Y)
- And all other roadways approved by the department.

In addition to routine sweeping, conduct sweepings as the engineer directs or approves, to eliminate dust problems that might arise during off-work hours or emergencies. Provide the engineer with a contact person available at all times to respond to requests for emergency sweeping. Coordinate with engineer to determine deadlines for responding to emergency sweeping requests and cleaning up spillage and material tracked to/from the project.

Skid steers with mechanical power brooms may only be used on sidewalks and driveways whose pavements will not support the weight of a street sweeper, unless otherwise approved by the engineer. Do not dry sweep. Ensure all broomed equipment used for sweeping has a functioning water bar.

**D Measurement**

The department will measure Pavement Cleanup Project 1090-09-76 by the hour acceptably completed.

Tickets shall include:

- Date
- Company
- Operator name
- Equipment make/model
- Routes swept
- Total hours.

Total hours shall be to the nearest 0.25 hour that work under this item was performed.

**E Payment**

The department will pay for measured quantities at the contract unit price under the following bid item:

ITEM NUMBER	DESCRIPTION	UNIT
SPV.0075.01	Pavement Cleanup Project 1090-09-76	HRS

Payment is full compensation for daily surveillance; preparing and submitting the daily surveillance report with hourly metered tickets; mobilization; sweeping; and disposing of materials.

sef-104-006 (20170323)

**67. Native Pollinator Seeding Mixture No. 90A, Item SPV.0085.01.**

**A Description**

This special provision describes preparing seed beds and furnishing and sowing the required seed on areas identified in the plan set.

Conform to standard spec 630 except as modified in this special provision.

**B Materials**

Conform to standard spec 630.2 and follow guidance for seed mixture 70/70a. Use Table 1 for seed mixture 90A composition.

PLS for seeding mixture 90A must be packaged separately by species and clearly labeled with the vendor’s name, species common and botanical names, gross weight, percent PLS, year of harvest and any specialized treatments that have been applied to ensure or enhance germination.

**Table 1 – Native Pollinator Seed mix 90A**

Nomenclature		Purity & Germination minimum %	Seed Metrics				
			Oz/Acre	% Mix by Oz/Acre	lbs/Acre	lbs/1,000 square feet	Seeds/oz
Scientific Name	Common Name						
<b>Grasses and Sedges</b>							
<i>Andropogon gerardii</i>	Big Bluestem	PLS	8.00	4.68	0.50	0.011	10,000
<i>Bouteloua curtipendula</i>	Side oats Grama	PLS	32.00	18.72	2.00	0.046	6,000
<i>Carex bicknellii</i>	Bicknell's Oval Sedge	PLS	1.50	0.88	0.09	0.002	17,000
<i>Carex brevior</i>	Fescue Sedge	PLS	2.00	1.17	0.13	0.003	29,000
<i>Carex molesta</i>	Field Oval Sedge	PLS	1.75	1.02	0.11	0.003	25,000

Nomenclature		Purity & Germination minimum %	Seed Metrics				
			Oz/Acre	% Mix by Oz/Acre	lbs/Acre	lbs/1,000 square feet	Seeds/oz
Scientific Name	Common Name						
<i>Elymus canadensis</i>	Canada Wild Rye	PLS	30.00	17.55	1.88	0.043	5,200
<i>Elymus virginicus</i>	Virginia Wild Rye	PLS	8.00	4.68	0.50	0.011	4,200
<i>Panicum virgatum</i>	Switch Grass	PLS	1.00	0.58	0.06	0.001	14,000
<i>Schizachyrium scoparium</i>	Little Bluestem	PLS	32.00	18.72	2.00	0.046	15,000
<i>Sorghastrum nutans</i>	Indian Grass	PLS	8.00	4.68	0.50	0.011	12,000
<i>Sporobolus heterolepis</i>	Prairie Dropseed	PLS	3.00	1.75	0.19	0.004	16,000
<b>Alternate Grasses and Sedges</b>							
<i>Calamagrostis canadensis</i>	Blue Joint Grass	PLS					280,000
<i>Carex scoparia</i>	Lance-fruited Oval Sedge	PLS					84,000
<i>Muhlenbergia mexicana</i>	Leafy Satin Grass	PLS					175,000
<i>Spartina pectinata</i>	Prairie Cord Grass	PLS					6,600
<b>Forbs</b>							
<i>Asclepias syriaca</i>	Common Milkweed	PLS	3.00	1.75	0.19	0.004	4,000
<i>Astragalus canadensis</i>	Canadian Milk Vetch	PLS	1.00	0.58	0.06	0.001	17,000
<i>Dalea purpurea</i>	Purple Prairie Clover	PLS	4.00	2.34	0.25	0.006	15,000
<i>Desmodium illinoense</i>	Illinois Tick Trefoil	PLS	1.50	0.88	0.09	0.002	4,300
<i>Echinacea pallida</i>	Pale Purple Coneflower	PLS	2.00	1.17	0.13	0.003	5,200
<i>Eryngium yuccifolium</i>	Rattlesnake Master	PLS	2.00	1.17	0.13	0.003	7,500
<i>Heliopsis helianthoides</i>	False Sunflower	PLS	3.00	1.75	0.19	0.004	6,300
<i>Heuchera richardsonii</i>	Prairie Alumroot	PLS	0.20	0.12	0.01	0.000	700,000
<i>Monarda fistulosa</i>	Wild Bergamot	PLS	1.50	0.88	0.09	0.002	70,000
<i>Penstemon digitalis</i>	Foxglove Beardtongue	PLS	2.00	1.17	0.13	0.003	130,000
<i>Pycnanthemum virginianum</i>	Mountain Mint	PLS	0.75	0.44	0.05	0.001	220,000
<i>Ratibida pinnata</i>	Yellow Coneflower	PLS	3.00	1.75	0.19	0.004	30,000
<i>Rudbeckia hirta</i>	Black-eyed Susan	PLS	4.00	2.34	0.25	0.006	92,000
<i>Rudbeckia subtomentosa</i>	Sweet Black-eyed Susan	PLS	1.50	0.88	0.09	0.002	43,000
<i>Silphium integrifolium</i>	Rosinweed	PLS	2.00	1.17	0.13	0.003	1,200
<i>Silphium laciniatum</i>	Compass Plant	PLS	2.00	1.17	0.13	0.003	660
<i>Solidago rigida</i>	Stiff Goldenrod	PLS	2.50	1.46	0.16	0.004	41,000

Nomenclature		Purity & Germination minimum %	Seed Metrics				
			Oz/Acre	% Mix by Oz/Acre	lbs/Acre	lbs/1,000 square feet	Seeds/oz
Scientific Name	Common Name						
<i>Symphyotrichum laeve</i>	Smooth Blue Aster	PLS	1.00	0.58	0.06	0.001	55,000
<i>Symphyotrichum novae-angliae</i>	New England Aster	PLS	1.00	0.58	0.06	0.001	66,000
<i>Tradescantia ohioensis</i>	Ohio Spiderwort	PLS	2.00	1.17	0.13	0.003	8,000
<i>Verbena stricta</i>	Hoary Vervain	PLS	1.50	0.88	0.09	0.002	28,000
<i>Veronicastrum virginicum</i>	Culver's Root	PLS	0.25	0.15	0.02	0.000	800,000
<i>Zizia aurea</i>	Golden Alexanders	PLS	2.00	1.17	0.13	0.003	11,000
<b>Alternate Forbs<sup>3</sup></b>							
<i>Geum aleppicum</i>	Yellow Avens	PLS					20,000
<i>Parthenium integrifolium</i>	Wild Quinine	PLS					7,000
<i>Rudbeckia triloba</i>	Brown-eyed Susan	PLS					34,000
<i>Silphium terebinthinaceum</i>	Prairie Dock	PLS					1,000
<i>Solidago speciosa</i>	Showy Goldenrod	PLS					95,000
<i>Symphyotrichum oolantangiense</i>	Sky Blue Aster	PLS					80,000
<i>Verbena hastata</i>	Blue Vervain	PLS					93,000
<i>Vernonia fasciculata</i>	Common Ironweed	PLS					24,000

### Diversity and Density Metrics

Plant Type	Species Richness	Purity & Germination minimum %	Oz/Acre	% Mix by Oz/Acre	lbs/Acre	lbs/1,000 square feet	Seeds/oz
Grasses and Sedges	11		127.25	74.44	7.95	0.183	
Forbs	23		43.70	25.56	2.73	0.063	
<b>Totals</b>	<b>34</b>		<b>170.95</b>	<b>100.00</b>	<b>10.68</b>	<b>0.245</b>	

<sup>1</sup>Seed mix is designed for 1.0 acre.

<sup>2</sup>Alternate species are provided below each section (graminoids and forbs). Wisconsin blooming periods are defined as Spring (April-May), Summer (June-August), and Fall (September-October).

<sup>3</sup>The contractor may, if the engineer approves, substitute an alternate for a required species that is not available using the same percentage as specified for the required species. Use a different alternate for each unavailable required species. Provide documentation showing that a required forb is not available before using an alternate.

If seeding bare soil with native seed mixture 90A, include the nurse crop as follows. Do not seed native seed mixtures between June 15 and October 15 unless the engineer allows.

Install nurse crop with permanent native seed mix. Select appropriate seed combinations from table below based on timing of installation. Annual rye will be installed with common oats or winter wheat. Nurse crop is not suitable for areas with standing water.

**Table 2 – Nurse Crop**

Scientific Name	Common Name	Installation Rate	
		(lbs/acre)	(lbs/1000 sq. ft.)
<b>Spring seeding before June 15</b>			
<i>Avena sativa</i>	Common Oats	35	0.8
<i>Lolium multiflorum</i>	Annual Rye <sup>1</sup>	5	0.12
<b>When the engineer allows between June 15 and October 15</b>			
<i>Avena sativa</i>	Common Oats	35	0.8
<i>Lolium multiflorum</i>	Annual Rye <sup>1</sup>	5	0.12
<b>Fall seeding after October 15 and dormant seeding</b>			
<i>Triticum aestivum</i>	Winter Wheat <sup>2</sup>	45	1
<i>Lolium multiflorum</i>	Annual Rye <sup>1</sup>	5	0.12

<sup>1</sup>Spring (April-May) and late summer (August-early September) preferred for annual rye but may be established in summer or a dormant seeding as seed will overwinter.

<sup>2</sup>August-September preferred for winter wheat but may be used as dormant seeding as seed will overwinter and germinate in the spring.

**C Construction**

Conform to standard spec 630.3 following guidance for seed mixture 70/70a.

Seeding will not be allowed between June 15 and October 15. There will be no exceptions.

Sow seeds at a rate of 0.245 pounds per 1000 square feet.

**D Measurement**

The department will measure the Seeding bid items by the equivalent pound acceptably completed, measured based on net weights of seed shipments or weighed on department-approved scales the contractor furnishes. The department will deduct quantities wasted or not actually incorporated in the work according to the contract. The department will determine the equivalent pounds of seed furnished and applied by dividing the actual pounds of seed applied by the sum of the unadjusted and adjusted percentages, determined as specified in standard spec 630.3.5, of the various species in the seed mixture sown.

**E Payment**

The department will pay for measured quantities at the contract unit price under the following bid item:

ITEM NUMBER	DESCRIPTION	UNIT
SPV.0085.01	Native Pollinator Seeding Mixture No. 90A	LB

Payment is full compensation for providing, handling, and storing seed; for providing the required culture and inoculating seed as specified; and for preparing the seed bed, sowing, covering, and firming the seed.

**68. Marking Epoxy 6-Inch Black Non Grooved, Item SPV 0090.01.**

**A Description**

This special provision describes applying epoxy black marking conforming to standard spec 646, as the plans show, and as follows.

**B Materials**

Furnish 6” black epoxy pavement marking materials conforming of standard spec 646.



**C Construction**

Apply 6" black epoxy conforming to standard spec 646.3.

**D Measurement**

The department will measure Marking Epoxy 6-Inch Black Non Grooved by the linear foot, acceptably completed, measured once as the length of the centerline of the completed installation.

**E Payment**

The department will pay for measured quantities at the contract unit price under the following bid items:

ITEM NUMBER	DESCRIPTION	UNIT
SPV.0090.01	Marking Epoxy 6-Inch Black Non Grooved	LF

Payment is full compensation for providing black epoxy marking.

**69. Joint Sealing, Item SPV.0090.40.**

**A Description**

This special provision describes sealing joints in precast concrete panels of mechanically stabilized earth retaining walls. Joints that are leaking backfill or joints identified by the engineer shall be sealed to prevent future leakage.

**B Materials**

Furnish non-bituminous joint sealer that is according to standard spec 502.2.9 and as shown in the plans.

**C Construction**

Before sealing, clean the joints by high pressure air and wire brush.

After the cleaning is completed, seal joints with non-bituminous joint sealer as recommended by the sealant manufacturer.

**D Measurement**

The department will measure Joint Sealing in length by the linear foot of joint, acceptably sealed.

**E Payment**

The department will pay for measured quantities at the contract unit price under the following bid item:

ITEM NUMBER	DESCRIPTION	UNIT
SPV.0090.40	Joint Sealing	LF

Payment is full compensation for cleaning the joints; and for furnishing and placing non-bituminous joint sealer.

**70. Excavation of Phragmites Contaminated Soil, Item SPV.0180.01.**

**A Description**

This special provision describes excavating soils designated in the plans as containing Phragmites as directed by the engineer, hauling and disposing excavated material to a DNR licensed landfill site, backfilling the excavated area, and decontamination of equipment.

**B Materials**

Furnish backfill material according to standard spec 207.2.

**C Construction**

Complete excavation of phragmites in a fully dewatered and isolated work area.

Excavate soils as delineated in the plan to the bottom of the concrete channel to remove all plant root matter or as directed by the engineer. Allow a minimum of 10 days between the Herbicide Application and excavation of phragmites contaminated soil. Haul excavated material to a licensed landfill site.

Decontaminate equipment per Environmental Protection, Aquatic Exotic Species Control article of these special provisions.

**D Measurement**

The department will measure Excavation of Phragmites Contaminated Soil by the square yard, acceptably completed. The quantity measured for payment shall equal the actual number of square yards of excavated area as measured by the engineer.

**E Payment**

The department will pay for measured quantities at the contract unit price under the following bid item:

ITEM NUMBER	DESCRIPTION	UNIT
SPV.0180.01	Excavation of Phragmites Contaminated Soil	SY

Payment is full compensation for dewatering, isolating work area, excavating, loading, hauling, and wasting material, providing and placing backfill material, and decontamination of equipment. Payment for Herbicide Application, Seeding and Mulch will be paid under respective bid items.

**71. Herbicide Application, Item SPV.0180.02.**

**A Description**

This special provision describes providing the application of a post-emergence herbicide.

**B Materials**

Furnish post-emergence herbicide that is according to the pertinent requirements of standard spec 632.2.12.

**C Construction**

Apply according to manufacturer’s instructions and applicable laws and regulations. Allow a minimum of 10 days between the application and excavation of phragmites contaminated soil. Apply herbicide when weeds are actively growing, avoiding early spring, late fall, and periods of drought.

**D Measurement**

The department will measure Herbicide Application by the square yard, acceptably completed.

**E Payment**

The department will pay for measured quantities at the contract unit price under the following bid item:

ITEM NUMBER	DESCRIPTION	UNIT
SPV.0180.02	Herbicide Application	SY

Payment is full compensation for furnishing and applying herbicide.

**72. Removing High Friction Surface Treatment, Item SPV.0180.03.**

**A Description**

This special provision describes removing the High Friction Surface Treatment from the concrete pavement within the limits of the Racine Ave (CTH Y) roundabouts. Perform work conforming to standard spec 204.

**B (Vacant)**

**C Construction**

Remove the overlay by scraping, grinding, milling, or other approved method without damaging the underlying concrete. Submit removal procedures to the engineer for approval before beginning. Do not remove more than 1/4" of the existing concrete surface. Leave a uniform textured finish over the entire concrete surface.

**D Measurement**

The department will measure Removing High Friction Surface Treatment by the square yard, acceptably completed.

## E Payment

The department will pay for measured quantities at the contract unit price under the following bid item:

ITEM NUMBER	DESCRIPTION	UNIT
SPV.0180.03	Removing High Friction Surface Treatment	SY

Payment is full compensation for removing the polymer; and for properly disposing of all materials.

## 73. Resin Binder High Friction Surface Treatment, Item SPV.0180.04.

### A Description

This special provision describes providing a high friction surface treatment (HFST) composed of aggregate in a resin binder on HMA or concrete pavements.

### B Materials

#### B.1 Resin Binder

Supply a two-part thermosetting resin binder which is compatible with the pavement type, bonds to the pavement surface, holds the aggregate firmly in place in a broad range of climates including below-freezing temperatures, and meets the requirements specified in Table 1. Supply a primer if recommended by the resin binder manufacturer.

**Table 1. Resin Binder Properties**

Property	Requirements	Test Method*
Viscosity	7 – 30 poises	ASTM D2556 1-pint specimen
Gel Time	10-minute minimum	AASHTO M 235M/M 235 Type III
Ultimate Tensile Strength	2,000 – 5,000 psi @ 7 days	AASHTO M 235M/M 235 Type III
Elongation at Break	30% - 70% @ 7 days	AASHTO M 235M/M 235 Type III
Compressive Strength	≥ 1000 psi @ 3 hrs & ≥ 5000 psi @ 7 days	ASTM C579
Water Absorption	≤ 1.0 % @ 24-hr	AASHTO M 235M/M 235 Type III
Shore D Hardness	60 – 80 @ 7 days	ASTM D2240** Type 1 precision, Type D method
Cure Rate	≤ 3 hours (Dry Through Time)	ASTM D1640 50-55 wet mil thickness**
Adhesive Strength	250 psi @ 24 hours or 100% substrate failure	ASTM D4541**

\* Prepare samples per manufacturer's recommendation; cure two sets of specimens at 73 ± 2° F and at 50 ± 2° F; and test all specimens at 73 ± 2° F.

\*\* Conduct testing on applicable pavement type.

#### B.2 Aggregate

Furnish calcined bauxite aggregate that is fractured or angular in shape; resistant to polishing and crushing; clean and free of surface moisture; free from silt, clay, asphalt, or other organic materials; compatible with the resin binder; and meet the properties and gradation requirements in Tables 2 and 3. Check with resin binder manufacturer for any compatibility requirements or concerns. The calcined bauxite will be delivered to the construction site in clearly labeled packaging, which protects the aggregate from any contaminants on the jobsite and from exposure to rain or other moisture.

**Table 2. Aggregate Properties**

Property	Requirements	Test Method
Moisture Content	≤ 0.2%	AASHTO T 255
Fine Aggregate Angularity	≥ 45%	AASHTO T 304, Method A
LA Wear	≤ 10% loss @ 100 revolutions and ≤ 25% loss @ 500 revolutions	AASHTO T 96
Freeze-Thaw Soundness	≤ 9% loss @ 50, 16, or 25 cycles using Procedure A, B, or C, respectively	AASHTO T 103
Aluminum Oxide	≥87%	ASTM C 25

**Table 3. Aggregate Gradation (AASHTO T27)**

Sieve Size	% Passing by Weight
No. 4	100
No. 6	95-100
No. 16	0-5
No. 30	0-1

**B.3 Approval of High Friction Surface Treatment**

A minimum of 20 working days before applying HFST, submit product data sheets and specifications from the manufacturer, and a certified test report from an independent laboratory verifying that the resin binder and the calcined bauxite aggregate meet all the requirements specified in Tables 1, 2 and 3. Documents must be dated within three years of project letting date; must be representative of the material used on the project.

If resin binder has not been previously used in Wisconsin, also submit a list of at least five reference projects where the resin binder has been used for similar applications and in locations that have similar climatic conditions as Wisconsin. Supply a description of the projects along with contact information of the facility owner.

If the engineer requests, provide samples of the resin binder and aggregate for department testing before applying HFST.

**C Construction****C.1 General**

The contractor will provide documentation showing HFST application experience from at least three previous projects completed for WisDOT or other agencies.

Conduct a meeting with the resin binder manufacturer representatives before applying HFST to establish procedures for maintaining optimum working conditions and coordination of the work. Submit recommended application procedures, including quality control practices, to the engineer for approval. Ensure that a resin binder manufacturer representative is on site to provide technical assistance and quality assurance during surface preparation and for application of HFST.

Ensure that the resin binder components maintain their original properties during storage and handling. Store all aggregate in a dry environment and protect from contaminants on the job site.

**C.2 Pavement Surface Preparation****C.2.1. Pavement Surface Repair**

Remove visibly unsound or disintegrated areas of the pavement surface as the plans show or the engineer directs.

Check with resin binder manufacturer to ensure that products used for pavement repairs or patches are compatible with the resin HFST. Ensure that any new concrete or repairs are fully cured before placing the HFST. Allow a minimum 30-day curing time after placing new asphalt or concrete pavement before installing the HFST.

### **C.2.2 Surface Preparation**

Cover and protect utilities, drainage structures, expansion joints on bridge decks, and other structures within or adjacent to the application location to prevent materials from adhering to or entering those structures.

Remove pavement markings that are within the treatment area. Cover existing pavement markings adjacent to the application if they are to remain in place.

Pretreat all joints and cracks, or any portion of cracks, that are greater than ¼ inch wide, with the mixed binder resin system specified herein. Once the binder resin in the pretreated area has galled, the installation may proceed.

Completely remove any grease, oil or other deleterious materials resting on the pavement surface with a mild detergent solution, rinsed with clean potable water, and dried using a hot compressed air lance. Ensure the pavement surface has no curing compound, loosely bonded mortar, pavement marking, or other foreign matter resting on the pavement surface.

Sufficiently clean HMA pavement surface using mechanical sweepers and high-pressure air wash with sufficient oil traps, just before applying HFST. Mechanically sweep all surfaces to remove dirt, loose aggregate, debris, and deleterious material. Vacuum sweep or air wash using a minimum of 180 cfm of clean and dry compressed air, all surfaces to remove all dust, debris, and deleterious material. Maintain air lance perpendicular to the surface and the tip of the air lance within 12 in. of surface.

Clean concrete pavement surface by shot blasting and vacuum sweeping. Shot blast all surfaces to remove all curing compound, loosely bonded mortar, surface carbonation, and deleterious material. After shot blasting, vacuum sweep or air wash, with a minimum of 180 cfm of clean and dry compressed air, all surfaces to remove all dust, debris, and deleterious material. Maintain air lance perpendicular to the surface and the tip of the air lance within 12 in. of the surface.

If the engineer requires additional verification of adequate surface preparation of the pavement, test the bond strength according to ASTM D4541. The surface is acceptable if the tensile bond strength is greater than or equal to 250 psi, or failure is in the substrate. Repeat cleaning, and testing, if needed, until passing test results are obtained or the surface is acceptable to the engineer.

Keep vehicles and unnecessary equipment off the cleaned surface; only allow HFST application equipment on the clean surface. Apply HFST as soon as possible after pavement surface preparations are completed.

### **C.3 Application of the HFST**

Do not apply the HFST if any of the following exists:

- Pavement surface is wet, damp, or has received rainfall in the previous 24 hours.
- Pavement surface is not sufficiently clean.
- Ambient air or pavement surface temperature is below 50o F or below the manufacturer's recommendations
- If the anticipated weather conditions would prevent adequate curing of the HFST.
- Rain is predicted before HFST completion or proper cure is achieved.
- Pavement preparation is inadequate or didn't pass pull-off test.

Close treatment areas to traffic until HFST is completely cured and pavement surface has been vacuum-swept.

Construct HFST to the full width of the existing pavement surface, or as the plans show. Extend the HFST application 2'-3' onto the shoulders if application site is on a curve where no rumble strip exists. If the rumble strip exists, apply HFST only on the main lane not on the shoulder.

Apply a primer to the pavement surface if recommended by the resin binder manufacturer, and according to their application recommendations. Abide by the established quality control practices and adhere to any additional manufacturer recommendations for HFST application.

Blend and mix the resin binder components at the manufacturer's specified ratio using equipment capable of providing the desired results.

Apply the resin binder uniformly over the pavement surface manually or with automated equipment at a uniform thickness of 50-65 mils (25-32 ft<sup>2</sup>/gal). Use enough resin to cover the pavement surface and sufficiently embed half the thickness of the aggregate; do not apply so much that it covers the aggregate and creates a slick surface. Adjust application rate, as needed, based on the pavement surface type, profile, and condition.

If using automated equipment, the binder resin system manufacturer shall approve the use of automated continuous application device with their material. Ensure that the equipment features positive displacement, volumetric metering, and can store, mixing, heating, monitoring, and distributing the binder components at the proper mix ratio. Adjust the pressure and the speed of the equipment to achieve the proper application thickness. Coverage rate is based upon expected variance in the surface profile of the pavement.

Do not contaminate the wet binder or allow the binder material to separate or cure and impair bonding of the aggregate.

Immediately after applying the resin binder, distribute a sufficient quantity of dry calcined bauxite aggregate to completely cover the resin binder by hand broadcasting or by using a standard chip spreader or equivalent machine. Ensure aggregate is placed within five minutes of the resin binder placement, before it begins to cure. When broadcasting, sprinkle or drop the aggregate onto the resin binder vertically. Do not distribute aggregate in a way that will cause it to roll in the resin binder before coming to a rest; do not push the aggregate into position with a broom or any other hand tool. If using a chip spreader, the machine shall follow closely behind the crew or equipment applying the resin binder. Immediately cover any visible wet or bare spots, or areas with excessive binder, with additional calcined bauxite aggregate before the resin binder begins to set.

Allow the HFST to properly cure, adhering to manufacturer recommendations for minimum cure times at applicable temperatures.

After the HFST is fully cured, remove excess loose surface aggregate by sweeping, blowing, or vacuuming. Do not tear or otherwise damage the surface. Excess calcined bauxite aggregate that is recovered by a vacuum sweeper can be reused if clean, uncontaminated, and dry. Remove and replace damaged areas or areas with excess or insufficient aggregate coverage. Uncover pavement markings and repair damages that occur by covering and uncovering markings. Clean expansion joints, utilities, and drainage structures of all debris before opening to traffic.

Additionally, within 3 to 7 days after opening to traffic, the contractor shall vacuum sweep the pavement surface to remove loosened aggregate from the high friction surface area, the shoulders, and any other areas within and immediately adjacent to the HFST site.

#### **D Measurement**

The department will measure Resin Binder High Friction Surface Treatment by the square yard, acceptably completed.

#### **E Payment**

The department will pay for measured quantities at the contract unit price under the following bid item:

ITEM NUMBER	DESCRIPTION	UNIT
SPV.0180.04	Resin Binder High Friction Surface Treatment	SY

Payment for Resin Binder High Friction Surface Treatment is full compensation for testing materials; for surface preparation; for providing the HFST; for cleanup including uncovering and restoration of pavement markings; and for vacuum sweeping and disposing of excess material after the completion and again 3 to 7 days after completion.

The department will pay for pavement repairs and traffic control separately under other contract bid items or, absent the appropriate bid items, as extra work.

SER-400-001 (20220623)

**74. Micromilling, Item SPV.0180.05.**

**A Description**

This special provision describes the construction of Micromilling of asphaltic pavement surface within the limits shown on the plans and as directed by the engineer.

**B (Vacant)**

**C Construction**

After removing asphaltic surface milling operation on the I-43 outside shoulders, micromill the entire outside shoulder area ¼ inch and make a second milling pass over the exposed milled surface, removing an additional ¼ inch of the remaining asphaltic pavement. This operation shall continue until the engineer considers the micromilled surface satisfactory for traffic operations. Exact limits of the micromilling will be determined by the engineer. Micromilling shall comply with the pertinent requirements of standard spec 204.

**D Measurement**

The department will measure Micromilling by the square yard of Micromilling asphaltic pavement, acceptably completed.

**E Payment**

The department will pay for measured quantities at the contract unit price under the following bid item:

ITEM NUMBER	DESCRIPTION	UNIT
SPV.0180.05	Micromilling	SY

Payment is full compensation for micromilling, and for loading, unloading, removal of material.

**75. Methacrylate Flood Seal, Item SPV.0180.40.**

**A Description**

This special provision describes preparation of concrete bridge deck surfaces, furnishing and applying a protective methacrylate deck sealer and broadcast sand, and any incidentals necessary to complete the project as specified or as shown in plans or as authorized by the engineer.

**B Materials**

The deck sealer shall consist of a methacrylate sealant, sand to prefill cracks, and broadcast sand.

**B.1 Methacrylate Sealant**

The following methacrylate sealants are acceptable for use provided that the requirements of this specifications are met:

Product	Manufacturer
MasterSeal 630 (formerly Degadeck Crack Sealer Plus)	BASF
T-78	Transpo Industries
KBP 204 P SEAL	Kwik Bond Polymers

or an approved equal

**B.2 Fine Grade Sand**

Provide fine grade abrasive sand for (20/40 abrasive) prefilling large cracks unable to be pre-filled with sealant alone.

Submit sand material data to the engineer for review and address all written comments. Submit storage and use plan to the engineer documenting procedures for maintaining dry sand and within gradation requirements above.

**B.3 Broadcast Sand**

Provide a commercial quality dry blast sand with an average absorption of no more than 1%. 95% of the sand shall pass the No. 8 sieve and at least 95% shall be retained on the No. 20 sieve.

## **C Construction**

### **C.1 General**

#### **C.1.1 Pre-Installation Conference**

Conduct a pre-installation conference with the manufacturer's representative prior to construction to establish procedures for maintaining optimum working conditions, coordination of work, all necessary safety precautions, and application considerations. Furnish the engineer with a copy of the recommended procedures and the manufacturer's instructions.

A manufacturer's representative familiar with the seal system installation procedures shall be present during the first surface preparation and methacrylate sealer placement to provide quality assurance that the work is being performed properly.

#### **C.1.2 Contractor Personnel Requirements**

Experienced personnel are required to be actively present during the sealant application.

A technical representative from the sealer manufacturer must be present during first application. The need for manufacturer's representative may be waived for subsequent applications if the contractor provides evidence and reference contacts for work involving at least 5 bridges treated with the same products and within the last two years. Contractor experience record in no way relieves the contractor from applying according to this specification and as recommended by the manufacturer.

#### **C.1.3 Material Storage and Safety Plan**

Store resin materials in their original containers in a dry area. Store and handle materials according to the manufacturer's recommendations. Store all aggregates in a dry environment and protect aggregates from contaminants on the job site.

Safety Plan: Prior to arrival of the product on the job site, provide a product shipping, storage, and use safety plan to detail how the product will be delivered and stored on site in a manner that will not allow the constituent components to come in contact with each other in the event of a spill or container leakage. If the product initiator used consists of a metal drier and peroxide, the two components shall not be mixed directly together. The safety plan must also include a description of the safety training workers applying the product have received regarding the product's use, and list any and all safety precautions which must be taken during application of the product.

### **C.2 Surface Preparation**

Abrasive blast clean the area to be treated (either entire deck or portion of the deck to be sealed in one placement when staged construction is being employed) to remove existing sealants, including epoxy crack sealant, from the surface of the bridge deck prior to applying deck sealer. Blasting shall remove all dirt, oil, asphalt, rubber, curing compound, paint, carbonation, grease, slurry, membranes, striping, rust, weak surface mortar, laitance, and other foreign or potentially detrimental materials. Thoroughly blast clean with hand-held equipment any areas inaccessible by the shotblasting equipment. Do not perform surface preparation more than 24 hours prior to the application of the methacrylate sealer. Blasting should not damage the underlying substrate.

If the area to be treated is reopened to traffic prior to placement of the sealer, the deck should be reinspected for any contaminants and subsequently remove them by use of abrasive sand blasting or shotblasting at no additional cost.

The engineer may consider alternate surface preparation methods per the methacrylate sealer system manufacturer's recommendations. The engineer must approve the final surface profile and deck cleanliness prior to the contractor placing the methacrylate sealer.

Just prior to methacrylate sealer placement, clean all dust, debris, and concrete fines from the deck surface including vertical faces of curbs and barrier walls up to a height of 2-in above the surface with compressed air. Use a direct 125 psi air blast, from a compressor unit with a minimum pressure of 365 ft<sup>3</sup> / min., over the entire surface to remove all dust and debris paying special attention to carefully clean all deck cracks. Use a suitable oil trap between the air supply and nozzle. Use ASTM D4285 "Standard Test Method for Indicating Oil or Water in Compressed Air" to ensure the compressed air is oil and moisture free. The air stream must be free of oil and moisture. Any grease, oil, or other foreign matter that rests on or has absorbed into the concrete shall be removed completely. Provide shielding as necessary to prevent dust or debris from striking vehicular traffic. The engineer shall approve the prepared surface prior to applying the deck sealer.



Perform a visual inspection of the roadway surface, and sidewalk where applicable. Locate and mark all cracks greater than 0.03 inch appearing on the top for prefilling.

Prefill cracks greater than 0.03 inch - Prior to sealer application, prefill cracks with the same methacrylate sealer or a pre-promoted version of the sealer. Where sealant soaks-in/withdraws from top of crack, place fine grade abrasive sand (20/40 abrasive) in crack and reapply sealant to seal to top of crack. When sealant has not retreated after gel time, the crack is considered prefilled. Do not fill crack with sand beyond top of concrete surface.

Protect drains, expansion joints, access hatches, or other appurtenances on the deck from damage by the shot and sand blasting operations and from material adhering and entering. Tape or form all construction joints to provide a clean straight edge.

### **C.3 Application of the Methacrylate Deck Sealer**

Apply the methacrylate deck sealer conforming to the manufacturer's instructions.

Apply an approved methacrylate sealer to roadway surfaces on bridge deck or on surfaces as directed by the engineer. At least 30 calendar days before the start of the work, provide the engineer with the sealer Manufacturer's written instructions for application and use.

Air dry a wet deck for a minimum of 48 hours before applying the sealer. Dry time may be reduced to 24 hours if an approved ASTM D4263 moisture test reveals the deck concrete is dry. Do not apply sealer materials during wet weather conditions or if adverse weather conditions are anticipated within 12 hours of the completion of sealer application. Do not mix or apply any of these products at temperatures lower or higher than those specified in their product literature. Apply the sealant at the coolest time of the day within these limitations. Application by spray methods will not be permitted during windy conditions if the engineer predicts unsatisfactory results.

Do not thin or alter the methacrylate sealer unless specifically required in the Manufacturer's instructions.

Mix the sealer before and during its use as recommended by the Manufacturer. Distribute the sealant as a flood coat in a gravity-fed process by broom, roller, or with a spray bar near the surface so the spray pattern and coverage rates are reasonably uniform to the satisfaction of the engineer. Apply the sealant at a minimum rate of 90 ft<sup>2</sup> / gal.

Prior to completion of gel time of the flood seal and before broadcasting sand, broom uncured sealant in the direction of tining or deck grooves to promote maintenance of the deck texture for traction.

Broadcast sand to refusal into uncured resin to create traction and absorb sealant that is not penetrating into cracks. Broadcast approved sand into the wet, uncured resin no sooner than 10 minutes after applying resin but within gel time of product. Apply approved sand at a minimum rate of 2 pounds per square yard, completely covering the sealer.

Allow the sealant to dry according to the Manufacturer's instructions. Do not allow vehicular traffic onto the treated areas until the sealer has dried and the treated surfaces provide safe skid resistance and traction. Remove non-adhered sand from bridge deck and joints by power sweeping the deck and vacuuming the joints. Traffic or equipment will be allowed on the sealed deck after the engineer has determined:

1. The treated deck surface is tack-free and non-oily;
2. The sand cover adheres and resists brushing by hand;
3. Excess sand and absorbent material has been removed; and
4. No sealant material will be tracked beyond limits of treatment by traffic

### **D Measurement**

The department will measure Methacrylate Flood Seal bid item in area by the square yard, acceptably completed.

### **E Payment**

The department will pay for measured quantities at the contract unit price under the following bid item:

ITEM NUMBER	DESCRIPTION	UNIT
SPV.0180.40	Methacrylate Flood Seal	SY

Payment is full compensation for furnishing and applying the sealer to the bridge decks, as described above, including surface preparation, and all incidentals thereto; cleanup of excess sand in joints and on bridge deck; and restoration of damaged or marred striping.

**76. HMA Longitudinal Joint Repair, Item SPV.0195.01.**

**A Description**

This special provision describes providing longitudinal joint repairs in HMA pavements. Conform to standard spec 204, 315, 455, and 460, and as follows.

**B Materials**

Furnish asphaltic mixture as specified for type 4 HT 58-28 S under standard spec 460.2.

Provide tack coat conforming to standard spec 455.2.5.

**C Construction**

**C.1 General**

Remove an area 2 feet wide and at least to the full depth of asphaltic pavement; the engineer will determine the repair length. Remove damaged concrete pavement discovered below the asphalt during this removal and replace with asphalt mixture.

Clean the existing exposed concrete pavement surface before placing tack coat.

Apply asphaltic materials the same day the joint is removed to prevent the entrance of water. Do not apply if weather or surface conditions are unfavorable or before impending rains.

Conform to standard spec 315.3.1 for placement of the HMA pavement.

Dispose of removed pavement and other waste materials outside of the project limits unless the engineer allows otherwise.

**C.2 Maintenance**

Maintain repaired joints during the contract. Remove and replace additional tack coat and HMA pavement if the engineer directs.

**D Measurement**

The department will measure HMA Longitudinal Joint Repair by the ton, acceptably completed.

**E Payment**

The department will pay for measured quantities at the contract unit price under the following bid item:

ITEM NUMBER	DESCRIPTION	UNIT
SPV.0195.01	HMA Longitudinal Joint Repair	TON

Payment is full compensation for providing the joint repair including removing the existing asphaltic surface and damaged concrete; for tack coat and asphaltic pavement mixture; and for maintaining the repair during the contract.

sef-455-005 (20180104)

**77. HMA Transverse Joint Repair, Item SPV.0195.02.**

**A Description**

This special provision describes providing transverse joint repairs in HMA pavements at bridges. Conform to standard spec 204, 315, 455, and 460, and as follows.

**B Materials**

Furnish asphaltic mixture as specified for type 4 HT 58-28 S under standard spec 460.2. Provide tack coat conforming to standard spec 455.2.5.

**C Construction**

**C.1 General**

Remove an area two feet wide and at least to the full depth of asphaltic pavement; the engineer will determine the repair length. Remove damaged concrete pavement discovered below the asphalt during this removal and replace with asphalt mixture.

Clean the existing exposed concrete pavement surface before placing tack coat.

Apply asphaltic materials the same day the joint is removed to prevent the entrance of water. Do not apply if weather or surface conditions are unfavorable or before impending rains.

Conform to standard spec 315.3.1 for placement of the HMA pavement.

Dispose of removed pavement and other waste materials outside of the project limits unless the engineer allows otherwise.

**C.2 Maintenance**

Maintain repaired joints during the contract. Remove and replace additional tack coat and HMA pavement if the engineer directs.

**D Measurement**

The department will measure HMA Transverse Joint Repair by the ton, acceptably completed.

**E Payment**

The department will pay for measured quantities at the contract unit price under the following bid item:

ITEM NUMBER	DESCRIPTION	UNIT
SPV.0195.02	HMA Transverse Joint Repair	TON

Payment is full compensation for providing the joint repair including removing the existing asphaltic surface and damaged concrete; for tack coat and asphaltic pavement mixture; and for maintaining the repair during the contract.

## **ADDITIONAL SPECIAL PROVISION 1 (ASP 1) FOR TRANSPORTATION ALLIANCE FOR NEW SOLUTIONS (TrANS) PROGRAM EMPLOYMENT PLACEMENTS AND APPRENTICESHIPS**

The Safe, Accountable, Flexible, Efficient Transportation Equity Act: A Legacy for Users (SAFETEA-LU), Section 5204(e) – Surface Transportation Workforce Development Training and Education, provides for 100 percent Federal funding if the core program funds are used for training, education, or workforce development purposes, including “pipeline” activities. The core programs includes: Congestion Mitigation and Air Quality Improvement (CMAQ) Program, Highway Bridge Program (HBP), Interstate Maintenance (IM), National Highway System (NHS), and Surface Transportation Program (STP). These workforce development activities cover surface transportation workers, including OJT/SS programs for women and minorities as authorized in 23 U.S.C. §140(b).

**TrANS** is an employment program originally established in 1995 in Southeastern Wisconsin. Currently TrANS has expanded to include TrANS program locations to serve contractors in Southeast (Milwaukee and surrounding counties), Southcentral (Dane County and surrounding counties including Rock County), and most Northeastern Wisconsin counties from locations in Keshena, Rhinelander and surrounding far Northern areas. TrANS attempts to meet contractor’s needs in other geographic locations as possible. It is an industry driven plan of services to address the outreach, preparation, placement and retention of women, minorities and non-minorities as laborers and apprentices in the highway skilled trades. These candidate preparation and contractor coordination services are provided by community based organizations. For a list of the TrANS Coordinators contact the Disadvantaged Business Enterprise Office at (414) 438-4583 in Milwaukee or (608) 266-6961 in Madison. These services are provided to you at no cost.

### **I. BASIC CONCEPTS**

Training reimbursements to employing contractors for new placements, rehires or promotions to apprentice of TrANS Program graduates will be made as follows:

- 1) **On-the-Job Training, Item ASP.1T0G, ASP 1 Graduate.** At the rate of \$5.00 per hour on federal aid projects when TrANS graduates are initially hired, or seasonally rehired, as unskilled laborers or the equivalent.  
  
Eligibility and Duration: To the employing contractor, for up to 2000 hours from the point of initial hire as a TrANS program placement.  
  
Contract Goal: To maintain the intent of the Equal Employment Opportunity program, it is a goal that   18   (number) TrANS Graduate(s) be utilized on this contract.
- 2) **On-the-Job Training, Item ASP.1T0A, ASP 1 Apprentice.** At the rate of \$5.00 per hour on federal aid projects at the point when an employee who came out of the TrANS Program is subsequently entered into an apprenticeship contract in an underutilized skilled trade (this will include the Skilled Laborer Apprenticeship when that standard is implemented).  
  
Eligibility and Duration: To the employing contractor, for the length of time the TrANS graduate is in apprentice status.  
  
Contract Goal: To maintain the intent of the Equal Employment Opportunity program, it is a goal that   7   (number) TrANS Apprentice(s) be utilized on this contract.
- 3) The maximum duration of reimbursement is two years as a TrANS graduate plus time in apprentice status.

- 4) If a TrANS program is not available in the contractor's area and another training program is utilized, payment of On-the-Job Training hours may be approved by the Wisconsin Department of Transportation (WisDOT) if the training program meets the established acceptance criteria. Only On-the-Job Training Hours accumulated after WisDOT approval will be reimbursed as specified under Items ASP.1T0G and ASP.1T0A. For more information, contact the Disadvantaged Business Enterprise Office at the phone numbers listed above.
- 5) WisDOT reserves the right to deny payments under items ASP.1T0G and ASP.1T0A if the contractor either fails to provide training or there is evidence of a lack of good faith in meeting the requirements of this training special provision.

## II. RATIONALE AND SPECIAL NOTE

The \$5.00 per hour now being paid for TrANS placements is intended to cover the duration of two years to allow for reaching entry-level laborer status. An additional incentive, the \$5.00 rate, would promote movement into the underutilized skilled trades' apprenticeships and applies until the individual completes their apprenticeship. These incentives benefit TrANS candidates by giving them a better opportunity to enter a skilled trade; benefits contractors who will be assisted in meeting their EEO profiles and goals; and benefits the public who will see the program reinforce larger public-private employment reform in Wisconsin. The pool of TrANS graduates was created for the purpose of addressing underutilization in the skilled trades, an objective that is further reinforced by a parallel retention pilot program, known as the Companywide Reporting. *Whether or not reimbursement is involved, the WisDOT reassures contractors who are in the Companywide Program that TrANS placements still contribute toward fulfilling the new hire goal of 50% women and minorities.* Based on data administered by United States Department of Labor (US DOL), the highway skilled trades remain underutilized for women statewide (less than 6.9%); and for minorities in all counties (% varies by county).

*NOTE: Unless using other advancement strategies, contractors are encouraged to use some or all of this monetary incentive to offset the cut in hourly wages an individual may incur when entering an apprenticeship if the full general laborer hourly rate has been previously paid. No special accounting measures are required.*

## III. IMPLEMENTATION

The implementation of ASP 1 is intended to cover only the amount of time it takes for underutilization to be resolved across the trades. This will be measured annually at the county and/or state levels using data administered by WisDWD in relation to goals set by the USDOL-OFCCP. With appropriate state and federal approvals, we may also do some measurement at the company level.

It is the contractor's responsibility to note on their Certified Payrolls if their employee is a TrANS graduate or a TrANS apprentice. The District EEO Coordinators utilize the information on the Certified Payrolls to track the hours accumulated by TrANS Graduates and TrANS apprentices on WisDOT contracts. Payment under this ASP 1 is made based on the hours recorded off of the Certified Payrolls. Tracking may eventually include improved linkages with the WisDWD apprentice database, information from company and committee level sources.

TrANS is nondiscriminatory by regulation, and is a tool for optional use by contractors to address the underutilization of women and minorities as laborers and apprentices in our industry's skilled trades.

## IV. TRANS TRAINING

As part of the contractor's equal employment opportunity affirmative action program, training shall be provided to employees enrolled in apprenticeship and on-the-job training programs as follows:

The contractor shall provide on-the-job training aimed at developing full journey workers in the type of trade or job classifications involved. In the event the contractor subcontracts a portion of the contract work, the contractor shall determine how many, if any, of the trainees are to be trained by the subcontractor provided, however, that the contractor shall retain the primary responsibility for meeting the training requirements imposed by this special provision. The contractor shall also insure that this training special provision is made applicable to such subcontract.

Training and upgrading of minorities and women toward journey workers status is a primary objective of this training special provision. Accordingly, the contractor shall make every effort to enroll minority trainees and women (e.g., by conducting systematic and direct recruitment through public and private sources likely to yield minority trainees and women trainees); to the extent such persons are available within a reasonable area of recruitment. The contractor will be given an opportunity and will be responsible for demonstrating the steps that they have taken in pursuance thereof, prior to determination as to whether the contractor is in compliance with this training special provision. This training commitment is not intended, and shall not be used, to discriminate against any applicant for training, whether a member of a minority group or not.

No employee shall be employed as a trainee in any classification in which they have successfully completed a training course leading to journey workers status or in which they have been employed as a journey worker. The contractor should satisfy this requirement by including appropriate questions in the employee application or by other suitable means. Regardless of the method used, the contractor's records should document the findings in each case.

## **V. APPRENTICESHIP TRAINING**

The Federal Highway Administration's (FHWA) policy is to require full use of all available training and skill improvement opportunities to assure increased participation of minority groups,

disadvantaged persons and women in all phases of the highway construction industry. The FHWA On-the-Job Training (OJT) Program requires the State transportation agencies (STAs) to establish apprenticeships and training programs targeted to move women, minorities, and disadvantaged individuals into journey-level positions to ensure that a competent workforce is available to meet highway construction hiring needs, and to address the historical under-representation of members of these groups in highway construction skilled crafts.

The OJT Supportive Services (OJT/SS) Program was established in Title 23 Code of Federal Regulations (CFR), Part 230) to supplement the OJT program and support STA training programs by providing services to highway construction contractors and assistance to highway construction apprentices and trainees. The primary objectives of OJT/SS are:

- (1) To increase the overall effectiveness of the State highway agencies' approved training programs.
- (2) To seek other ways to increase the training opportunities for women, minorities, and disadvantaged individuals.

The STAs are responsible for establishing procedures, subject to the availability of Surface Transportation and Bridge Funds under 23 U.S.C. §140(b) (Nondiscrimination), for the provision of supportive services with respect to training programs approved under 23 CFR, Part 230(a) (Equal Employment Opportunity on Federal and Federal-aid Construction Contracts – including Supportive Services).

The contractor and subcontractor shall maintain records to demonstrate compliance with these apprenticeship requirements. Reasonable exemptions and modifications to and from any or all of these requirements will be determined by the Wisconsin Department of Transportation-Civil Rights Office. A request for an exemption or modification, with justification, shall be made in writing, addressed to WisDOT Civil Rights Office, 4802 Sheboygan Avenue, P.O. Box 7965, Rm. 451, Madison, WI 53707.

## ADDITIONAL SPECIAL PROVISION 3

### DISADVANTAGED BUSINESS ENTERPRISE (DBE) PROGRAM IMPLEMENTATION

#### Authority

Wisconsin Department of Transportation (WisDOT) is a recipient of funds from the US Department of Transportation's Federal Highway Administration. The DBE program is a federal program applicable on all contracts administered by WisDOT that include federal-aid highway funds. The authority for the DBE program is the Transportation Bill as approved by Congress periodically. DBE program guidance and requirements are outlined in the Code of Federal Regulations at 49 CFR Part 26. This contract is subject to DBE provisions because it is financed with federal-aid-highway funds. Additionally, this contract is subject to the *State of Wisconsin Standard Specifications for Highway and Structure Construction* and all applicable contract documents.

#### Requirements

Pursuant to the federal DBE program regulation at 49 CFR Part 26, a contractor's failure to comply with any provision of the DBE program regulatory provisions will be considered a material breach of contract. This is nonnegotiable.

If a contractor fails to carry out the DBE program requirements and/or the Required Contract Provisions for Federal Aid Contracts (FHWA 1273) referenced in this document, sanctions will be assessed depending upon the facts, reasoning, severity, and remedial efforts of the contractor that may include: termination of contract, withholding payment, assessment of monetary sanctions, and/or suspension/debarment proceedings that could result in the disqualification of the contractor from bidding for a designated period of time.

- (1) The Commitment to Subcontract to DBE (Form DT1506 or digital submittal), Attachments A, and Good Faith Effort Documentation (Form DT1202) will be submitted as described in Section 2.
- (2) Any change to DBE Commitments thereafter must follow modification of DBE subcontracting commitment as described in Section 9.
- (3) The Department requires this list of DBE subcontractors from all bidders at time of bid to ensure the lowest possible cost to taxpayers and fairness to other bidders and subcontractors. Bid shopping is prohibited.
- (4) The contractor must utilize the specific DBE firms listed in the approved DBE Commitment to perform the work and/or supply the materials for which the DBE firm is listed unless the contractor obtains written consent in advance from WisDOT. The contractor will not be entitled to payment for any work or materials on the approved DBE Commitment that is not performed or supplied by the listed DBE without WisDOT's written consent.

#### Description

The Wisconsin Department of Transportation is committed to the compliant administration of the DBE Program. The DBE provisions work in tandem with FHWA 1273 and WisDOT's *Standard Specifications for Highway and Structure Construction* and *Construction and Materials Manual*. The WisDOT Secretary is signatory to assurances of department-wide compliance.

The Department assigns the contract DBE goal as a percentage of work items that could be performed by certified DBE firms on the contract. The assigned DBE goal is expressed on the bid proposal as a percentage applicable to the total contract bid amount.

- (1) WisDOT identifies the assigned DBE goal in its contract advertisements and posts the contract DBE goal on the cover of the bidding proposal. The contractor can meet the assigned contract DBE goal by subcontracting work to a DBE firm or by procuring services or materials from a DBE firm.

- (2) Under the contract, the prime contractor should inform, advise, and develop participating DBE firms to be more knowledgeable contractors who are prepared to successfully complete their contractual agreement through the proactive provision of assistance in the following areas:
- Produce accurate and complete quotes
  - Understand highway plans applicable to their work
  - Understand specifications and contract requirements applicable to their work
  - Understand contracting reporting requirements
- (3) The Department encourages contractors to assist DBE subcontractors more formally by participating in WisDOT's Business Development program as a mentor, coach, or resource. For comprehensive information on the Disadvantaged Business Enterprise Program, visit the Department's Civil Rights and Compliance Section website at: <http://wisconsindot.gov/Pages/doing-bus/civil-rights/dbe/default.aspx>

## 1. Definitions

Interpret these terms, used throughout this additional special provision, as follows:

- a. **Assigned DBE Contract Goal:** The percentage shown on the cover of the Highway Work Proposal that represents the feasible level of DBE participation for each contract. The goal is calculated using the Engineer's Estimate and DBE Interest Report. Goal assignment includes review of FHWA funds, analyzes bid items for subcontract opportunity and compatibility with DBE certified firm work codes. Additional factors considered include proximity, proportion, and regulations.
- b. **Bid Shopping:** In construction law, bid shopping is the practice of divulging a subcontractor's bid to another prospective contractor(s) before or after the award of a contract to secure a lower bid.
- c. **DBE:** Disadvantaged Business Enterprise – A for-profit small business concern where socially and economically disadvantaged individuals own at least a 51% interest and control management and daily business operations.
- d. **DBE Commitment:** The DBE Commitment is identified in the Commitment to Subcontract to DBE (Form DT1506) and is expressed as the amount of DBE participation the prime contractor has secured. The DT1506, a contract document completed by the bidder, is required to be considered a responsive bidder on an FHWA-funded contract that has an assigned DBE goal. The prime contractor will have the option to submit the DT1506 digitally, as an entry with the bid in Bid Express, or as an attachment to the bid.
- e. **DBE Utilization:** The actual participation of a DBE subcontractor on a project. WisDOT verifies DBE utilization through review of the DBE Commitment, payments to subcontractors, and contract documentation. The Prime Contractor receives DBE credit for payments made to the DBE firms performing the work listed on the approved DBE Commitment, and those submitted after approved commitment with Attachment A.
- f. **Good Faith Effort:** Legal term describing a diligent and honest effort taken by a reasonable person under the same set of facts or circumstances. For DBE subcontracting, the bidder must show that it took all necessary and reasonable steps to achieve the assigned DBE goal by the scope, intensity, and appropriateness of effort that could reasonably be expected for a contractor to obtain sufficient DBE participation.
- g. **Manufacturer:** A firm that operates or maintains a factory or establishment that produces, on the premises, the materials, supplies, articles, or equipment required under the contract.
- h. **Reasonable Price:** Contractors are expected to assess reasonable price by analyzing the contract scope for DBE subcontract feasibility and comparing common line items in DBE and non-DBE subcontract quotes for the same work. Per federal regulation, reasonable price is not necessarily the lowest price.
- i. **Supplier:** A firm that owns, operates, or maintains a store, warehouse, or other establishment in which the materials, supplies, articles, or equipment required under the contract are bought, kept in stock, and regularly sold or leased to the public.
- j. **Tied quote:** Subcontractor quote that groups multiple bid/line items at a bundled/package price with a notation that the items within the quote will not be separated.



## 2. WisDOT DBE Program Compliance

### a. Documentation Submittal

- The Commitment to Subcontract to DBE (Form DT1506 or digital submittal) must be submitted at the time of bid (Tuesday) by all prime contractors.
- Attachments A OR quotes from all DBEs included in the Commitment must be submitted at bid (Tuesday) **OR**
- Within one-hour following bid submittal by ALL prime contractors via eSubmit (Tuesday).
- If only DBE quotes were submitted, all remaining signed Attachments A must be submitted within 24-hours of bid closing via eSubmit (Wednesday).
- If the assigned DBE contract goal is not met, Documentation of Good Faith Effort (Form DT1202) and supporting documentation must be submitted within 24-hours of bid closing (Wednesday) via eSubmit. [Instructions for eSubmit.](#)

\*\*Bidders have the option of submitting the DBE Commitment at the time of bid via direct entry through Bid Express OR with attachment of Form DT1506 (Commitment to Subcontract to DBE). The DBE Commitment entered with bid is the digital form of the DT1506. Separate submission of Form DT1506 is not required if the DBE Commitment is entered in Bid Express. Form DT1202, if applicable, is no longer required to be submitted at time of bid; submit DT1202 within the 24-hour supplemental time frame following bid closing.

The DBE Office will not certify Good Faith Effort and the Bureau of Project Development will consider the bid nonresponsive if the contractor fails to furnish the DBE Commitment (digitally entered into the bid OR Form DT1506 as an attachment), Attachments A, and Form DT1202 if applicable, as required. See sample forms in the Appendix.

### b. Verification of DBE Commitment

The documentation related to DBE subcontract commitment submitted prior to contract award is evaluated as follows:

#### (1) DBE Goal Met

If the bidder indicates that the contract DBE goal is met, the Department will evaluate the DBE Commitment submitted with bid OR Form DT1506, and Attachments A to verify the actual DBE percentage calculation. If the DBE Commitment is verified, the contract is eligible for award with respect to the DBE Commitment.

#### (2) DBE Goal Not Met

- a) If the bidder indicates a bid percentage on the DBE Commitment that does not meet the assigned DBE contract goal, the bidder must request alternative evaluation of good faith effort through submission of Form DT1202 (Documentation of Good Faith Effort) within 24-hours of bid including narrative description. Supplementary documentation of good faith effort that supports the DT1202 submission is also due within 24-hours of bid submission and prior to bid posting. The Department will review the bidder's DBE Commitment and evaluate the bidder's good faith efforts submission.
- b) Following evaluation of the bidder's Good Faith Effort documentation the bidder will be notified that the Department intends to:
  1. *Approve* the request (adequate documentation of GFE has been submitted) - no conditions placed on the contract with respect to the DBE Commitment;
  2. *Deny* the request (inadequate documentation of GFE has been submitted) - the contract is viewed as non-responsive per Wisconsin Standard Specifications for Highway and Structure Construction and will not be executed.

- c) If the Department denies the bidder's request, the contract is ineligible for award. The Department will provide a written explanation for denying the request to the bidder. The bidder may appeal the Department's denial (see Section 4).

Supplemental good faith effort documentation must be submitted through eSubmit.

### 3. Department's Criteria for Good Faith Effort Documentation

The Federal-aid Construction Contract Provision, referenced as FHWA-1273, explicitly states that the prime contractor shall be responsible for all work performed on the contract by piecework, station work, or subcontract.

The contractor shall take all necessary and reasonable steps to ensure nondiscrimination in the administration of the contract including assurances of equal employment opportunity laws, DBE regulations, and affirmative action. Compliance encompasses responsible and responsive action, documentation, and good faith effort.

Contractually, all contractors, subcontractors, and service providers on the contract are bound by FHWA 1273 and DBE program provisions. **Prime contractors should encourage subcontractors to utilize DBE firms whenever possible to contribute to the assigned DBE contract goal.**

Bidders are required to document good faith effort. Per 49 CFR Part 26.53, good faith effort is demonstrated in one of two ways. The bidder:

- (1) Documents that it has obtained enough DBE participation to meet the goal; OR
- (2) Documents that it made adequate good faith efforts to meet the goal, even though it did not succeed

*Appendix A* of 49 CFR Part 26 provides guidance concerning good faith efforts. WisDOT evaluates good faith effort on a contract basis just as each contract award is evaluated individually.

The efforts employed by the bidder should be those that WisDOT can reasonably expect a bidder to take to actively and aggressively obtain DBE participation sufficient to meet the DBE contract goal. The Department will only approve demonstration of good faith effort if the bidder documents the quality, quantity, and intensity of the variety of activities undertaken that are commensurate with expected efforts to meet the stated goal.

The Department, in conjunction with industry stakeholders, has developed the following guidance for contractor good faith effort activity. The guidance and the attached appendices provide a framework for the actions required by all parties in the processing and evaluation of bidder's total efforts to achieve the project specific DBE goal prior to the bid letting date.

#### a. Solicitation Guidance for Prime Contractors:

- (1) Document all efforts and decisions made toward achieving the DBE goal on the contract. The bidder should use WisDOT-approved DBE outreach tools, including the UCP DBE Directory and the Bid Express Small Business Network to foster DBE participation on all applicable contracts.
- (2) As needed, request assistance with DBE outreach and follow-up by contacting the Department's DBE Support Services Office by phone or email request at least 14 days prior to the bid letting date. Phone numbers are (414) 438-4584 and/or (608) 267-3849; Fax: (414) 438-5392; E-mail: [DBE\\_Alert@dot.wi.gov](mailto:DBE_Alert@dot.wi.gov)
- (3) Participate in and document a substantive conversation with at least one DBE firm per Let, to discuss questions, concerns, and any other contract related matters that may be applicable to the DBE firm. Guidelines for this conversation are provided in Appendix A of ASP-3.
- (4) Request quotes by identifying potential items to subcontract and solicit. In their initial contacts, contractors are strongly encouraged to include a single page, detailed list of items for which they are accepting quotes, by project, within a letting. *See attached sample entitled "Sample Contractor Solicitation Letter" in Appendix B.* Prime contractors should also indicate a willingness to accept quotes in areas they are planning to perform themselves, as required by federal rules. In some cases, it might be appropriate to use DBE firms to do work in a prime contractor's area of specialization.

- i. Solicit quotes from certified DBE firms who match possible items to subcontract using all reasonable and available means. Additionally, forward copies of solicitations highlighting the work areas for which quotes are being sought to [DBE\\_Alert@dot.wi.gov](mailto:DBE_Alert@dot.wi.gov)
- ii. Acceptable outreach tools include SBN (Small Business Network, see Appendix C): <https://www.bidx.com/wi/main>, postal mail, email, fax, and phone.
  - a. Contractors must ask DBE firms for a response in their solicitations. See *Sample Contractor Solicitation Letter*, Appendix B. This letter may be included as an attachment to the sub-quote request.
  - b. Solicit quotes at least 10 calendar days prior to the letting date to allow DBE firms sufficient time to respond. Prime contractors should contact DBE firms early, asking if they need help organizing their quote, assistance confirming equipment needs, or other assistance supporting their submission of a competitive quote for their services.
  - c. A follow up solicitation should take place within 5 calendar days of the letting date. Email and/or SBN are the preferred method for the solicitation.
- iii. Upon request, provide interested DBE firms with adequate information about plans, specifications, and the requirements of the contract by letter, information session, email, phone call, and/or referral.
- iv. When potential exists, the contractor should advise interested DBE firms on how to obtain bonding, line of credit, or insurance if requested.
- v. Document DBE firm's interest in quoting by taking appropriate steps to follow up initial solicitation with:
  - a. Email to all prospective DBE firms in relevant work areas
  - b. Phone call log to DBE firms who express interest via written response or call
  - c. Fax/letter confirmation
  - d. Signed copy of record of subcontractor outreach effort

## b. Guidance for Evaluating DBE quotes

- (1) Quote evaluation practices required to evaluate DBE quotes:
  - i. Reasonable Price: Contractors are expected to assess reasonable price by analyzing the contract scope for DBE subcontract feasibility and comparing common line items in DBE and non-DBE subcontract quotes for the same work. Per federal regulation, reasonable price is not necessarily the lowest price. See 49 CFR Part 26, Appendix A. IV.D(2).
- (2) Documentation submitted by the prime of the following evaluation is required to evaluate DBE quotes by contractors:
  - i. Evaluation of DBE firm's ability to perform "possible items to subcontract" using legitimate reasons, including but not limited to, **a discussion** between the prime and DBE firm regarding its capabilities prior to the bid letting. If lack of capacity is the reason for not utilizing the DBE firm's quote, the prime is required to contact the DBE by phone and email regarding their ability to perform the work indicated in the UCP directory listed as their work area by NAICS code. Only the work area indicated by the NAICS code(s) listed in the UCP directory can be counted toward DBE credit. Documentation of the conversation is required.
    - a. In striving to meet an assigned DBE contract goal, contractors are expected to use DBE quotes that are responsive and reasonable. This includes DBE quotes that are not the low quote.
    - b. Additional evaluation - Evaluation of DBE quotes with tied bid items. Typically, this type of quoting represents a cost saving but is not clearly stated as a discount. Tied quotes are usually presented as an 'all or none' quote. When non-DBE subcontractors submit tied bid items in their quotes, the DBE firm's quote may not appear competitive. In such a case, the following steps are taken in comparing the relevant quotes. These are qualitative examples:

- i Compare bid items common to both quotes, noting the reasonableness in the price comparison.
- ii Review quotes from other firms for the bid items not quoted by the DBE firm to see if combining both can provide the same competitive advantage that the tied bid items offered.

See Appendix D – *Good Faith Effort Evaluation Measures* and Appendix E - *Good Faith Effort Best Practices*.

**c. Requesting Good Faith Effort Evaluation** At the time of bid- if the DBE goal is not met in full, the prime contractor must indicate they will file form DT1202- Documentation of Good Faith Effort within 24-hours of bid submission. Supplementary documentation of good faith effort that supports the DT1202 submission is also due within 24-hours of bid submission and prior to bid posting. Supporting documentation for the DT1202 is to include the following:

- (1) Solicitation Documentation: The names, addresses, email addresses, and telephone numbers of DBE firms contacted along with the dates of both initial and follow-up contact; electronic copies of all written solicitations to DBE firms. A printed copy of SBN solicitation is acceptable.
- (2) Selected Work Items Documentation: Identify economically feasible work units to be performed by DBEs to include activities such as: list of work items to be performed; breaking up of large work items into smaller tasks or quantities; flexible time frames for performance and delivery schedules.
- (3) Documentation of Project Information provided to interested DBEs: A description of information provided to the DBE firms regarding the plans, specifications, and estimated quantities for portions of the work to be performed by that DBE firm.
- (4) Documentation of Negotiation with Interested DBEs: Provide sufficient evidence to demonstrate that good faith negotiations took place. Merely sending out solicitations requesting bids from DBEs does not constitute sufficient good faith efforts.
- (5) Documentation of Sound Reasoning for Rejecting DBEs and copies of each quote received from a DBE firm and, if rejected, copies of quotes from non-DBEs for same items.
- (6) Documentation of Assistance to Interested DBEs- Bonding, Credit, Insurance, Equipment, Supplies/Materials
- (7) Documentation of outreach to Minority, Women, and Community Organizations and other DBE Business Development Support: Contact organizations and agencies for assistance in contacting, recruiting, and providing support to DBE subcontractors, suppliers, manufacturers, and truckers at least 14 days before bid opening. Participate in or host activities such as networking events, mentor-protégé programs, small business development workshops, and others consistent with DBE support.

If the Good Faith Effort documentation is deemed adequate, the request will be approved and the DBE office will promptly notify the Prime Contractor and Bureau of Project Development.

If the DBE Office denies the request, the Prime Contractor will receive written correspondence outlining the reasons. The Department encourages the Prime Contractor to communicate with DBE staff to clarify any questions related to meeting goals and/or contractor demonstration of good faith efforts.

If the contract is awarded, the Prime Contractor must obtain written consent from the DBE Office to change or replace any DBE firm listed on the approved DBE Commitment. No contractor, prime or subsequent tier, shall be paid for completing work assigned to a DBE subcontractor on an approved DBE Commitment unless WisDOT has granted permission for the reduction, replacement, or termination of the assigned DBE in writing. If a prime contractor or a subcontractor on any tier uses its own forces to perform work assigned to a DBE on an approved DBE Commitment, **they will not be paid for the work**. Any changes to DBE Commitment after the approval of the DBE Commitment must be reviewed and approved by the DBE Office prior to the change (see Section 9).

Additional resources for demonstrating and tracking good faith effort can be found on the “Contracting with a DBE” webpage in the [ASP-3 and Good Faith Effort Guidance](#) section.

#### 4. Bidder's Documentation of Good Faith Effort Evaluation Request Appeal Process

A bidder can appeal the Department's decision to deny the bidder's demonstration of Good Faith Effort through Administrative Reconsideration. The bidder must provide a written justification refuting the specific reasons for denial as stated in the Department's denial notice. The bidder may meet in person with the Department if so requested. Failure to appeal within 5 business days after receiving the Department's written notice denying the request constitutes a forfeiture of the bidder's right of appeal. Receipt of appeal is confirmed by email date stamp or certified mail signed by WisDOT staff. A contract will not be executed without documentation that the DBE provisions have been fulfilled.

The Department will appoint a representative who did not participate in the original good faith effort determination, to assess the bidder's appeal. The Department will issue a written decision within 5 business days after the bidder presents all written and oral information. In that written decision, the Department will explain the basis for finding that the bidder did or did not demonstrate an adequate good faith effort to meet the contract DBE goal. The Department's decision is final.

#### 5. Determining DBE Eligibility

##### Directory of DBE firms

- a. The only resource for DBE firms certified in the State of Wisconsin is the Wisconsin Unified Certification Program (UCP) DBE Directory. WisDOT maintains a current list of certified DBE firms at: <http://wisconsindot.gov/Documents/doing-bus/civil-rights/dbe/dbe-ucp-directory.xlsx>
- b. The DBE Program office is available to assist with contracting DBE firms:(608) 267-3849.
- c. DBE firms are certified based on various factors including the federal standards from the Small Business Administration that assigns a North American Industrial Classification (NAICS) Codes. DBE firms are only eligible for credit when performing work in their assigned NAICS code(s). If a DBE subcontractor performs work that is not with its assigned NAICS code, the prime contractor should contact the DBE Office to inquire about compatibility with the Business Development Program.

#### 6. Counting DBE Participation

##### Assessing DBE Work

The Department will only count the DBE usage towards the contract DBE goal if the DBE firm is certified as a DBE by one of the UCP agencies. The Department only counts the value of the work a DBE actually performs towards the DBE goal. The Department assesses the DBE work as follows:

- a. The Department counts work performed by the DBE firm's own resources. The Department includes the cost of materials and supplies the DBE firm obtains for the work. The Department also includes the cost of equipment the DBE firm leases for the work. The Department will not include the cost of materials, supplies, or equipment the DBE firm purchases or leases from the prime contractor or its affiliate, with the exception of non-project specific leases the DBE has in place before the work is advertised.
- b. The Department counts fees and commissions the DBE subcontractor charges for providing bona fide professional, technical, consultant, or managerial services. The Department also counts fees and commissions the DBE charges for providing bonds or insurance. The Department will only count costs the program engineer deems reasonable based on experience or prevailing market rates.
- c. If a DBE firm subcontracts work, the Department counts the value of the work subcontracted to a DBE subcontractor.
- d. The contractor will maintain records and may be required to furnish periodic reports documenting its performance under this item.
- e. It is the Prime Contractor's responsibility to determine whether the work that is committed and/or contracted to a DBE firm can be counted for DBE credit by referencing the work type and NAICS code listed for the DBE firm on the Wisconsin UCP DBE Directory.

- f. It is the Prime Contractor's responsibility to assess the DBE firm's ability to perform the work for which it is committing/contracting the DBE to do. Note that the Department encourages the Prime Contractor to assist and develop DBE firms to become fully knowledgeable contractors to successfully perform on its contracts.
- g. The Prime Contractor will inform the DBE office via email of all DBE subcontractors added to the project following execution of the contract. The Prime Contractor may omit submission of another form DT1506, but must submit signed Attachment A forms for additional DBE firms.
- h. See Section 7 for DBE credit evaluation for Trucking and Section 8 for DBE credit evaluation for Manufacturers, Suppliers, and Brokers

Naming conventions: When emailing files, please use the following language to identify your submission- "Project #, Proposal #, Let date, Business Name, Attachment A" Email: [DBE\\_Alert@dot.wi.gov](mailto:DBE_Alert@dot.wi.gov)

\*Note: A sublet request is required for DBE work, regardless of subcontract tier, and also for reporting materials or supplies furnished by a DBE.

- Sublet Requests via form DT1925 or WS1925 are required for 1st Tier DBEs
- For all 2nd Tier and below notification of DBE sublet is indicated by the contractor entering them in CRCS

## 7. Credit Evaluation for Trucking

All bidders are expected to adhere to the Department's current trucking policy posted on the HCCI website at: <http://wisconsin.gov/Documents/doing-bus/civil-rights/dbe/trucking-utilization-policy.pdf>

The prime contractor is responsible for ensuring that all subcontractors including trucking firms, receive Form FHWA 1273: <https://www.fhwa.dot.gov/programadmin/contracts/1273/1273.pdf>

See Section 8 for Broker credit.

## 8. Credit Evaluation for Manufacturers, Suppliers, Brokers

The Department will calculate the amount of DBE credit awarded to a prime using a DBE firm for the provisions of materials and supplies on a contract-by-contract basis. The Department will count the material and supplies that a DBE firm provides under the contract for DBE credit based on whether the DBE firm is a manufacturer, supplier, or broker. Generally, DBE credit is determined through evaluation of the DBE owner's role, responsibility, and contribution to the transaction. Maximum DBE credit is awarded when the DBE firm manufactures materials or supplies. DBE credit decreases when the DBE firm solely supplies materials, and minimal credit is allotted when the DBE firm's role is administrative or transactional. It is the bidder's responsibility to confirm that the DBE firm is considered a supplier or a manufacturer before listing them on Commitment to Subcontract to DBE form DT1506 or DBE Commitment submitted with the bid.

### a. Manufacturers

- (1) A manufacturer is a firm that operates or maintains a factory or establishment that produces, on the premises, the materials, supplies, articles, or equipment required under the contract and of the general character described by the specifications.
- (2) If the materials or supplies are obtained from a DBE manufacturer, **100%** percent of the cost of the materials or supplies counts toward DBE goals.

### b. Regular Dealers of Material and/or Supplies

- (1) A regular dealer is a firm that owns, operates, or maintains a store, warehouse, or other establishment in which the materials, supplies, articles or equipment of the general character described by the specifications



and required under the contract are bought, kept in stock, and regularly sold or leased to the public in the usual course of business.

- (2) If the materials or supplies are purchased from a DBE regular dealer, count **60%** percent of the cost of the materials or supplies toward DBE goals.
- (3) At a minimum, a regular dealer must meet the following criteria to be counted for DBE credit:
  - i. The DBE firm must be an established, regular business that engages, as its principal business and under its own name, in the purchase and sale or lease of the products in question.
  - ii. The DBE firm must both own and operate distribution equipment for the product--bulk items such as petroleum products, steel, cement, gravel, stone, or asphalt. If some of the distribution equipment is leased, the lease agreement must accompany the DBE Commitment form for evaluation of the dealer's control before the DBE office approves the DBE credit.
- (4) When DBE suppliers are contracted, additional documentation must accompany the DBE Commitment and Attachment A forms. An invoice or bill-of-sale that includes names of the bidder and the DBE supplier, along with documentation of the calculations used as the basis for the purchase agreement, subcontract, or invoice. WisDOT recognizes that the amount on the Attachment A form may be more or less than the amount on the invoice per b.(1) above.
  - i. The bidder should respond to the following questions and include with submission of form DT1506 or the DBE Commitment entered with bid:
    - a. What is the product or material?
    - b. Is this item in the prime's inventory or was the item purchased when contract was awarded?
    - c. Which contract line items were referenced to develop this quote?
    - d. What is the amount of material or product used on the project?
- (5) Supplies purchased in **bulk** from DBE firms at the beginning of the season may be credited to current contracts if submitted with appropriate documentation to the DBE office.
  - i. To ensure that the appropriate credit is assigned, follow the procedure below:
    - a. When DBE suppliers are contracted for bulk supply or commodity purchases, an invoice or bill-of-sale that includes names of the contractor and the DBE supplier should be submitted to the DBE Office via eSubmit (preferred during letting) or the DBE\_Alert email box. The supply/commodity credit may be applied during the federal fiscal year (October- September) in which the purchase was made.
    - b. When the contractor intends to apply the credit to a particular project, submit a copy of the original invoice, documentation of the calculations for supplies/commodities to be used on the project, and an Attachment A. Indicate on the Attachment A:
      - c. This supply/commodity is in the prime's inventory or pre-paid in case of commodities
      - d. The full value of the original invoice submitted to the DBE Office, above in (1)
      - e. The amount of material or product used on this project
      - f. Fuel estimate listed on Attachment A will be recorded as a deduction from the full fuel purchase amount shown on the invoice
  - ii. DBE Office Process (Applies only to bulk purchases)
    - a. Supply/Commodity commitment is received
    - b. Engineer verifies amount listed on invoice and enters the full amount into spreadsheet
    - c. The amount of credit applied for each project is updated on the spreadsheet until the bulk purchase is exhausted
    - d. Engineer informs contractor when full amount of bulk purchase has been applied

**c. Brokers, Transaction Expeditors, Packagers, Manufacturers' Representatives**

- (1) No portion of the cost of the materials, supplies, services themselves will count for DBE credit. However, WisDOT will evaluate the fees or commissions charged when a prime purchases materials, supplies, or services from a DBE certified firm which is neither a manufacturer nor a regular dealer, namely: brokers, packagers, manufacturers' representatives, or other persons who arrange or expedite transactions.
- (2) Brokerage fees are calculated as **10%** of the purchase amount.
- (3) WisDOT may count the amount of fees or commissions charged for assistance in the procurement of the materials and supplies, fees, or transportation charges for the delivery of materials or supplies required on a job site.
- (4) Evaluation of DBE credit includes review of the contract need for the item/service, the sub-contract or invoice for the item/service, and a comparison of the fees customarily allowed for similar services to determine whether they are reasonable.

**9. DBE Commitment Modification Policy (Formerly "DBE Replacement Policy")**

**a. Issuing a Contract Change Order**

Any changes or modifications to the contract once executed are considered contract modifications and as such require a change order. In addition, the DBE office must provide consent for reduction, termination, or replacement of subcontractors approved on the DBE Commitment *in advance* of the modification for the prime contractor to receive payment for work or supplies. Additions to the DBE Commitment do not require advance notification of the DBE office. (see below e. DBE Utilization beyond the approved DBE Commitment)

**b. Contractor Considerations**

- (1) A prime contractor cannot modify the DBE Commitment through reduction in participation, termination, or replacement of a DBE subcontractor listed on the approved DBE Commitment without prior written consent from the DBE Office. This includes, but is not limited to, instances in which a prime contractor seeks to perform work originally designated for a DBE subcontractor with its own forces or those of an affiliate, a non-DBE firm, or with another DBE firm.
- (2) If a prime contractor reduces participation, replaces, or terminates a DBE subcontractor who has been approved for DBE credit toward its contract, the prime is required to provide documentation supporting its inability to fulfill the contractual commitment made to the Department regarding the DBE utilization.
- (3) The Prime Contractor is required to demonstrate efforts to find another DBE subcontractor to perform at least the same amount of work under the contract as the DBE subcontractor that was terminated, to the extent needed to meet the assigned DBE contract goal. When additional opportunity is available by contract modifications, the Prime Contractor must utilize DBE subcontractors that were committed to equal work items, in the original contract.
- (4) In circumstances when a DBE subcontractor fails to complete its work on the contract for any reason, or is terminated from a contract, the Prime Contractor must undertake efforts to maintain its commitment to the assigned DBE goal.
- (5) The DBE subcontractor should communicate with the Prime Contractor regarding its schedule and capacity in the context of the contract. If the DBE firm anticipates that it cannot fulfill its subcontract, they will advise the Prime Contractor and suggest a DBE subcontractor that may replace their services and provide written consent to be released from its subcontract.
  - i. Before the Prime Contractor can request modification to the approved DBE Commitment, the Prime Contractor must:
    - a. Make every effort to fulfill the DBE Commitment by working with the listed DBE subcontractor to ensure that the firm is fully knowledgeable of the Prime Contractor's expectations for successful performance on the contract. Document these efforts in writing.



- b. If those efforts fail, provide written notice to the DBE subcontractor of the Prime Contractor's intent to request to modify the Commitment through reduction in participation, termination, and/or replacement of the subcontractor including the reason(s) for pursuing this action.
- c. Copy the DBE Office on all correspondence related to changing a DBE subcontractor who has been approved for DBE credit on a contract, including preparation and coordination efforts.
- d. Clearly state the amount of time the DBE firm has to remedy and/or respond to the notice of intent to replace/terminate. The DBE must be allowed five days from the date notice was received as indicated by email time stamp or signed certified mail, to respond, in writing. EXCEPTION: The Prime Contractor must provide a verifiable reason for a response period shorter than five days. For example, a WisDOT project engineer or project manager confirms that WisDOT has eliminated an item the DBE subcontractor was contracted for.
- e. The DBE subcontractor must acknowledge the contract modification with written response to the Prime Contractor and the DBE Office. If objecting to the subcontract modification, the DBE subcontractor must outline the basis for objection to the proposed modification, providing sound reasoning for WisDOT to reject the prime's request.

**c. Request to Modify DBE Subcontracting Commitment**

The written request referenced above may be delivered by email or fax. The request must contain the following:

- (1) Project ID number
- (2) WisDOT Contract Project Engineer's name and contact information
- (3) DBE subcontractor name and work type and/or NAICS code
- (4) Contract's progress schedule
- (5) Reason(s) for requesting that the DBE subcontractor be replaced or terminated
- (6) Attach/include all communication with the DBE subcontractor to deploy/address/resolve work completion

Naming conventions: When emailing files, please use the following language to identify your submission- "Project #, Proposal #, Let date, Business Name, MODIFICATION" Email: [DBE\\_Alert@dot.wi.gov](mailto:DBE_Alert@dot.wi.gov) + Project Engineer

WisDOT will review the request and any supporting documentation submitted to evaluate if the circumstance and the reasons constitute good cause for replacing or terminating the approved DBE subcontractor.

*Good Causes to Replace a DBE subcontractor according to the federal DBE program guidelines {49 CFR part 26.53}*

- The listed DBE subcontractor fails or refuses to execute a written contract
- The listed DBE subcontractor fails or refuses to perform the work of its subcontract in a way consistent with normal industry standards. Provided, however, that good cause does not exist if the failure or refusal of the DBE subcontractor to perform its work on the subcontract results from the bad faith or discriminatory action of the prime contractor
- The listed DBE subcontractor fails or refuses to meet the prime contractor's reasonable, nondiscriminatory bond requirements
- The listed DBE subcontractor becomes bankrupt, insolvent, or exhibits credit unworthiness
- The listed DBE subcontractor is ineligible to work on public works projects because of suspension and debarment proceedings pursuant 2 CFR Parts 180, 215, and 1,200 or applicable state law
- The prime has determined that the listed DBE subcontractor is not a responsible contractor
- The listed DBE subcontractor voluntarily withdraws from the project and provides written notice of its withdrawal
- The listed DBE subcontractor is ineligible to receive DBE credit for the type of work required

- A DBE firm owner dies or becomes disabled with the result that the listed DBE subcontractor is unable to complete its work on the contract.

#### d. Evaluation and Response to the Request

WisDOT's timely response to the Prime Contractor's request for modification of the approved DBE Commitment will be provided to the prime and the WisDOT project engineer via email.

If WisDOT determines that the Prime Contractor's basis for reduction in participation, replacement, or termination of the DBE subcontractor is not consistent with the good cause guidelines, the DBE office will provide a response via email within 48-hours of receipt of request from the Prime Contractor as indicated by email time stamp. The communication will include: the requirement to utilize the committed DBE, actions to support the completion of the contractual commitment, a list of available WisDOT support services, and administrative remedies, including withholding payment to the prime, that may be invoked for failure to comply with federal DBE guidelines for DBE replacement.

The WisDOT contact for all actions related to modification of the approved DBE Commitment is the DBE Program Engineer who can be reached at [DBE\\_Alert@dot.wi.gov](mailto:DBE_Alert@dot.wi.gov) or (414) 335-0413.

#### e. DBE Utilization beyond the approved DBE Commitment

When the prime or a subcontractor increases the scope of work for an approved DBE subcontractor or adds a DBE subcontractor who was not on the approved form DT1506 or DBE Commitment submitted with bid at any time after contract execution, this is referred to as voluntary DBE contract goal achievement. The contractor must follow these steps to ensure that the participation is accurately credited toward the DBE goal:

- (1) Forward a complete, signed Attachment A form to the DBE Office. A complete Attachment A includes DBE subcontractor contact information, signatures, subcontract value, and description of the work areas to be performed by the DBE. The DBE Office will verify the DBE participation and revise the DBE Commitment based on the email/discussion and the new Attachment A.
- (2) When adding to an existing DBE Commitment, submit a new Attachment A to the DBE Alert mailbox
- (3) OR Submit a final Attachment A to DBE Alert during the Finals Process when Compliance receives notice of "Substantially Complete"

Naming conventions: When emailing files, please use the following language to identify your submission- "Project #, Proposal #, Let date, Business Name, New Attachment A" Email: [DBE\\_Alert@dot.wi.gov](mailto:DBE_Alert@dot.wi.gov)

#### Special note on trucking

- DBE truckers added to the sublets in CRCS *will* be approved without DBE credit (You will see a "N" in CRCS instead of "Y")
- Prime Contractors may enter a "place holder" e.g. \$1000.00, for DBE Trucking in CRCS if the full amount of trucking is unknown for sublet purposes only
- The hiring contractor may obtain the Attachment A with DBE signature included but the **Prime Contractor** must sign the Attachment A before submitting
- DBE truckers need to be added to the DBE commitment once. If the DBE trucker is on the initial commitment (DT1506/E1506) there is no requirement to submit another Attachment A for that trucker for that contract.

### 10. Commercially Useful Function

- a. Commercially Useful Function (CUF) is evaluated after the contract has been executed, while the DBE certified firm is performing contracted work items.
- b. The Department uses Form DT1011, DBE Commercially Useful Function Review and Certification to evaluate if the DBE is performing a commercially useful function. WisDOT counts expenditures of a DBE toward the DBE goal only if the DBE is performing a commercially useful function on that contract.

- c. A DBE firm is performing a commercially useful function if the following conditions are met:
  - (1) For contract work, the DBE is responsible for executing a distinct portion of the work and is carrying out its responsibilities by actually performing, managing, and supervising that work.
  - (2) For materials and supplies, the DBE is responsible for negotiating price, determining quality and quantity, ordering, and paying for those materials and supplies.
- d. Offsite Hauling – when DBE truck will haul between a pit and plant or location other than the construction site associated with the commitment
  - (1) Indicate Offsite Hauling on Attachment A
  - (2) Discuss offsite hauling at weekly progress meetings with Project Engineer (PE)
  - (3) PE conducts spot checks of pits/plants to verify DBE truck is hauling and/or verifying hauling log
  - (4) Prime should be prepared to submit haul tickets, plant/pit tickets, timecards, and other pertinent documentation if requested by PE or DBE Office

## 11. Credit Evaluation for DBE Primes

WisDOT calculates DBE credit based on the amount and type of work performed by DBE certified firms for work submitted with required documentation. If the prime contractor is a DBE certified firm, the Department will only count the work that the DBE prime performs with its own forces for DBE neutral credit. The Department will also calculate DBE credit for work performed by any other DBE certified subcontractor, DBE certified supplier, and DBE certified manufacturer on the contract in each firm's approved NAICS code/work areas that are submitted with required documentation. Crediting for manufacturers and suppliers is calculated consistent with Section 8 of this document and 49 CFR Part 26.

## 12. Joint Venture

A joint venture is an association of a DBE firm and one or more other firms to carry out a single, for-profit business enterprise, for which the parties combine their property, capital, efforts, skills and knowledge, and in which the DBE is responsible for a distinct, clearly defined portion of the work of the contract and whose share in the capital contribution, control, management, risks, and profits of the joint venture are commensurate with its ownership interest. If a DBE performs as a participant in a joint venture, the Department will only credit the portion of the total dollar value of the contract equal to the portion of the work that the DBE performs with its own forces.

## 13. Mentor-Protégé

- a. If a DBE performs as a participant in a mentor-protégé agreement, the Department will credit the portion of the work performed by the DBE protégé firm.
- b. DBE credit is evaluated and confirmed by the DBE Office for any contracts on which the mentor-protégé team identifies itself to the DBE Office as a current participant of the Mentor-Protégé Program.
  - (1) DBE credit may only be awarded to a non-DBE mentor firm for using its own protégé firm for less than one half of its goal on any contract; and
  - (2) Not award DBE credit to a non-DBE mentor firm for using its own protégé firm for more than every other contract performed by the protégé firm.
- c. A DBE protégé firm may be eligible for conditional NAICS code extension for training with the mentor. Request permission from the DBE Office- Certification area.
- d. Refer to WisDOT's Mentor-Protégé guidelines for guidance on the number of contracts and amount of DBE credit allowed on WisDOT projects.

## 14. Use of Joint Checks

The use of joint checks is allowable if it is a commonly recognized business practice in the material industry. A joint check is defined as a two-party check between a DBE subcontractor, a prime contractor, and the regular dealer or materials supplier who is neither the prime nor an affiliate of the prime. Typically, the prime contractor issues one check as payor to the DBE subcontractor and to the supplier jointly (to guarantee payment to the supplier) as payment for the material/supplies used by the DBE firm in cases where the DBE subcontractor and materials have been approved for DBE credit. The DBE subcontractor gains the opportunity to establish a direct contracting relationship with the supplier to potentially facilitate a business rapport that results in a line of credit or increased partnering opportunities.

The cost of material and supplies purchased by the DBE firm is part of the value of work performed by the DBE to be counted toward the goal. To receive credit, the DBE firm must be responsible for negotiating price, determining quality and quantity, ordering the materials, and installing (where applicable) and "paying for the material itself." See 49 CFR 26.55(c)(1).

The approval to use joint checks constitutes a commitment to provide further information to WisDOT, upon request by staff. WisDOT will allow the use of joint checks when the following conditions are met:

- a. The Prime Contractor must request permission to use joint checks from the DBE Office by submitting the Application to Use Joint Checks.
  - (1) Request should be made when the DBE Commitment or the Request to Sublet is submitted; the request will not be considered if submitted after the DBE Subcontractor starts its work.
  - (2) Approval/Permission must be granted prior to the issuance of any joint checks.
  - (3) The payment schedule for the supplier must be presented to the DBE office before the first check is issued.
  - (4) The joint check for supplies must be strictly for the cost of approved supplies.
- b. The DBE subcontractor is responsible for furnishing and/or installing the material/work item and is not an 'extra participant' in the transaction. The DBE firm's role in the transaction cannot be limited solely to signing the check(s) to release payment to the material supplier. At a minimum, the DBE subcontractor's tasks should include the following:
  - (1) The DBE subcontractor (not the prime/payor) negotiates the quantities, price, and delivery of materials.
  - (2) The DBE subcontractor consents to sign/release the check to the supplier by signing the [Application to Use Joint Checks](#) after establishing the conditions and documentation of payment within the subcontract terms or in a separate written document.
- c. The Prime contractor/payor acts solely as a guarantor.
  - (1) The Prime Contractor agrees to furnish the check used for the payment of materials/supplies under the contract.
  - (2) The prime contractor/payor cannot require the subcontractor to use a specific supplier or the prime contractor's negotiated unit price.

## 15. Payment

Costs for conforming to this Additional Special Provision (ASP) and any associated DBE requirements are incidental to the contract.

## Appendix A

### Substantive Conversation Guidelines

The substantive conversation is critical to all bidders' demonstration of good faith effort to meet the DBE goal prior to bid opening. Relationship building between primes and subcontractors is crucial to DBE goal attainment. Responsible bidders seek to build rapport with potential DBE subcontractors to understand capacity, areas of expertise, and assess contracting feasibility. Bidders who compete for WisDOT contracts are specialty contractors responding to a growing and changing contract environment. Just as these specialists are responsible for care of the roads, they are likewise responsible for contributing to the health of the industry. The substantive conversation drives collaboration that will build industry health and capacity. The following is intended to provide guidance for such discussions but is not an exhaustive list. Contractors are encouraged to incorporate their existing strategies for cultivating business relationships as well.

Prior to Bid Opening- this discussion should happen as early as possible (WisDOT advertisements are released weeks prior to each Let)

1. Determine DBE subcontractor's interest in quoting
2. If response indicates inexperience with quoting- offer support/assistance to the DBE in understanding the industry including fundamentals a subcontractor needs to know, required reading and/or resources.
3. Assess their interest and experience in the road construction industry by asking questions such as:
  - Have you competed for other WisDOT contracts? Ratio of competed/to wins
  - Have you performed on any transportation industry contracts (locally or with other states)?
  - What the largest contract you've completed?
  - Have you worked in the industry: apprentice, journeyman, safety, inspection etc.?
  - Does this project fit into your schedule? Are you working on any contracts now?
  - Have you reviewed a copy of the plans? Are you comfortable performing within the scope and quantity considerations of this contract?
  - What region do you work in? Home base?
  - Which line items are you considering?
  - Have you read/are you familiar with WisDOT Standard Specifications? Construction Material Manual?
  - Do you understand where your work fits in the project schedule, project phases?

Following Bid Opening- this discussion can happen at any time

1. After reviewing their quote, note the following in your discussion:
  - Does the quote look complete? Irregular?
  - Are there errors in the quote? Are items very high or very low?
  - In general, does the quote look competitive?
2. Questions and Advice for the bidder to share with the potential DBE subcontractor:
  - What line items would typically be in a competitive quote for a subcontractor of their specialty?
  - How many employees and what is their role/experience/expertise in your firm?
  - Do you have resources for labor (union member, family-based, community-resourced) and capital (banking relationship, bond agent, CPA)?
  - Where have you worked: cities, states, government, commercial, residential/private sector, etc. Explain similarities or differences.
  - Refer them to reliable, trusted, industry resources that can educate or connect them to relevant resources, education/certification resources, more appropriate contract opportunities.
  - Discussion about prime contract and subcontract liability, critical path items, contract quantities, schedule risks, and potential profit/loss (for upcoming known projects or in general).
  - Discussion of bonding, insurance, and overall business risk considerations.

## Appendix B

### Sample Contractor Solicitation Letter Page 1

*(This sample is provided as a guide, not a formatting requirement)*

#### DBE Solicitation - [Month] [Day], [Year] WisDOT Bid Letting

Attention all DBEs. [Prime Contractor] is actively seeking your quote for the [Month][Day], [Year] Bid Letting. [Prime Contractor] is considering bidding on the projects listed on page 2 as a prime contractor. Please see page 2 for instructions and the sub-contractable opportunities for each proposal.

**Does [Prime Contractor] accept quotes in areas we might self-perform?** Yes, we do! We support this federal rule and (if needed) we consider areas we might self-perform an opportunity to provide in the field assistance and training if we award your quote.

**Where can DBEs find the plans, specifications & addenda?** Please visit [Prime Contractor's] plan room [LINK] or on WisDOT's Highway Construction Contract Information HCCI website: [Wisconsin Department of Transportation Highway Construction Contract Information \(wisconsindot.gov\)](https://www.wisconsin.gov/transportation/highway-construction-contract-information). This same website can be checked for the contract status.

**What should your quote include?** All the costs required to complete the items you propose to perform including labor, equipment, material, and related bonding or insurance. The quote should also note items that you are DBE certified to perform, tied items, and any special terms. Please use page 2 as your cover sheet for your quote.

**Do you have a question regarding bonding, credit, insurance, equipment, or supplies/materials?** We welcome all DBE questions! Please call [Prime Contractor] and ask to speak with [Contact]. [Prime Contractor] can provide basic information as well as a referral to a trusted industry partner for insurance and bonding needs.

#### **When are quotes due?**

**[Month] [Day], [Year] at [Time].** We accept quotes via SBN, email, or fax. Please make every effort to have your quotes in by this time or earlier. Quality check your quote so it includes the correct letting date, project ID, proposal number, unit price and extension.

**Who can DBEs contact for questions, information, clarification or for a quote evaluation?** [Project Manager Name] [Phone] [Email]. If you are quoting [Prime Contractor] for the first time, we encourage you to come meet with us in person to discuss the project. Our office hours are 7:30 a.m. – 5:00 p.m. On bid day, we are in the office by 6:30 a.m.

#### **Why partner with [Prime Contractor]?**

DBE partnership is a core part of [Prime Contractor's] mission. Including DBEs at the beginning of each project is essential in the success of each project. We consider DBEs to be important industry partners who bring dedication and knowledge at various stages during construction. We are proud to be an industry leader with our DBE partnership. Your success as a DBE is our success.

**Sample Contractor Solicitation Letter Page 2**  
*(This sample is provided as a guide, not a formatting requirement)*  
 REQUEST FOR QUOTE

**[Prime Contractor]**  
**Letting Date: [Month] [Day], [Year]**  
**Project IDs: 1234-56-00 (Proposal #1) & 1234-01-78 (Proposal #6)**

Please check all that apply:

- Yes, we will be quoting the projects & items listed below
- No, we are not interested in quoting on the letting or its items referenced below
- Please take our name off your monthly DBE contact list
- We have questions about quoting this letting. Please have someone contact me at this number:

Prime Contractor Contact: \_\_\_\_\_ DBE: \_\_\_\_\_  
 Phone: \_\_\_\_\_ Fax: \_\_\_\_\_  
 Email: \_\_\_\_\_

**Please circle the proposals and items you will be quoting below and contact us with any questions**

Proposal County	1 Dane County	6 Crawford County
Clearing & Grubbing	X	X
Dump Truck Hauling	X	X
Curb/Gutter/Sidewalk	X	
Erosion Control Items		X
Excavation	X	X
Pavement Marking		X
Traffic Control	X	
Sawing	X	X
QMP, Base		X
Pipe Underdrain	X	
Landscape		X
Beam Guard	X	
Electrical	X	
Signs/Posts/Markers		X
Survey/Staking		X

Again, please make every effort to have your quotes into our office by time deadline prior to the letting date.

**Sample Contractor Solicitation Email - Simplified**  
*(This sample is provided as a guide, not a formatting requirement)*

**ATTENTION DBEs**

- **[Prime Contractor] specializes in municipal projects in the XX Region(s)**
- **We have successfully competed for and completed XX WisDOT projects over the past XX years**
- **Consider [Prime Contractor] your partner on WisDOT Projects**

**[Prime Contractor] is seeking your subcontractor quote for the XX/XX/20XX WisDOT bid letting on the below projects:**

Project	Proposal	County	Region
1234-56-00	2	Dane	SW
1234-01-78	6	Crawford	SW

- Please review the attachments **[attach Solicitation Letter]** and respond with your intent to quote (or not) along with the work items you are interested in performing and respond via fax or email by **date**. The quote should note items that you are DBE certified to perform, tied items, and any special terms. Please include labor, equipment, material, and related bonding or insurance.
- If you have any questions regarding bonding, credit, insurance, equipment and/or materials/supplies, please feel free to call [Prime Contractor] and ask for [Contact]. **(Include if your company is willing to answer these types of DBE questions)**
- Plans and Specifications can be found: **WisDOT HCCI Website: List webpage where plans are located**
- If you do choose to quote, please make every effort to have your quote into our office by **time and date**. Make sure the correct letting date, project number, unit price and extension are included in your quote.
- Should you have questions regarding the mentioned project, please call our office at (414) 555-5555 and we will direct you to the correct estimator/project manager.  
Our office hours are 7:30 a.m. - 5:00 p.m.

**Thank you – we look forward to working with your company on this project!**

Prime Contractor  
 Project Manager  
 Direct: 414-555-5555  
 Cell: 414-555-5556



## Sample Contractor Solicitation Email to **non-DBE** WisDOT Subcontractors - Simplified

*(This sample is provided as a guide, not a formatting requirement)*

**ATTENTION WisDOT SUBCONTRACTORS**

**[Prime Contractor]** is considering bidding on the below projects for the **XX/XX/20XX WisDOT Bid Letting**:

Project	Proposal	County	Region	DBE Goal
1234-56-00	2	Dodge	SW	6.00%
1234-01-78	11	Adams	NC	3.00%
1234-00-99	20	Buffalo	NW	5.00%
1234-00-98	33	Portage	NC	6.00%

The above projects have DBE goals and [Prime Contractor] is committed to DBE inclusion with every project. As such, we are requesting:

- All WisDOT Subcontractors to **solicit and utilize** DBEs in your quotes.
- DBE participation can be achieved through purchasing materials from DBE suppliers, using DBE subcontractors and/or DBE trucking firms or any combination of these.
- If there is an opportunity to untie an item in your quote so a DBE can be utilized, please look for those opportunities as well.
- Your quote will be evaluated based on the amount of DBE participation your company is able to provide when compared to other quotes for the same work.

If you do choose to quote, please make every effort to have your quote into our office by **time and date**. Please submit all quotes to [Email]. Make sure the correct letting date, project number, unit price and extension are included in your quote.

Should you have questions regarding the mentioned project, the Project Manager contact is: [Name] [Phone Number] [Email]

**Thank you for utilizing DBEs who are trusted industry partners with WisDOT projects.**

**Prime Contractor**  
**Project Manager**  
 Direct: 414-555-5555  
 Cell: 414-555-5556

## Appendix C

### Small Business Network (SBN) Overview

The Small Business Network is a part of the Bid Express® service that was created to ensure that prime bidders have a centralized online location to find subs - including small and disadvantaged business enterprises (DBEs). It is available for prime bidders to use as part of their Basic Service subscription. Within the Small Business Network, **Prime Contractors** can:

1. Easily select proposals, work types and items:
  - a. After adding applicable work types, select items that you wish to quote. Enter the sub-quote quantities and add comments, if desired. Adding or removing items and work types can be done quickly. If needed, you can save the sub-quote for later completion.
2. Create sub-quotes for the subcontracting community:
  - a. Create sub-quotes with ease using the intuitive sub-quote creator. In seven short steps, you can rapidly create a custom sub-quote directed to all subcontractors that bid on the applicable work types. Steps include: provide contact information and sub-quote expiration date, select letting and proposal, add work types and items, specify terms and conditions, upload attachments, and select vendors.
  - b. Create a sub-quote to send to subcontractors or suppliers that lists the items in a proposal that you want quoted
  - c. Create an unlimited number of sub-quotes for items you want quoted, and optionally mark them as a DBE preferred request.
  - d. Add attachments to sub-quotes.
3. View sub-quote requests & responses:
  - a. After logging into the Bid Express service, you can quickly review all of your sub-quote requests and all unsolicited sub-quote requests from subcontractors. To simplify the Small Business Network home screen, sub-quote requests can be hidden with one click if they are not applicable.
  - b. View or receive unsolicited sub-quotes that subcontractors have posted, complete with terms, conditions and pricing.
4. View Record of Subcontractor Outreach Effort:
  - a. For each sub-quote produced, a *Record of Subcontractor Outreach Effort* is generated that shows the response statistics for a particular sub-quote. If accepted by the letting agency, this report may serve as proof of a "Good Faith" effort in reaching out to the DBE community.
  - b. Easily locate pre-qualified and certified small and disadvantaged businesses.
  - c. Advertise to small and disadvantaged businesses more efficiently and cost effectively.
  - d. Document your interactions with subs/DBEs by producing an Outreach Report (may be accepted as proof of DBE outreach at the discretion of each agency).

The Small Business Network help small businesses learn more about opportunities, compete more effectively, network with other contractors and subcontractors, and win more jobs. The DBE will provide free SBN accounts to DBEs when requested. Use [DBE\\_Alert@dot.wi.gov](mailto:DBE_Alert@dot.wi.gov) to request an account. **DBE firms can:**

1. View and reply to sub-quote requests from primes:
  - a. After logging into the Bid Express service, you can quickly review all incoming sub-quote requests and all unsolicited sub-quotes created by your company. Receive notifications by selected work type. To simplify on the Small Business Network home screen, sub-quote requests can be filtered by work types relevant to your interests or hidden with one click if they are not applicable.
2. Select items when responding to sub-quote requests from primes:
  - a. You have the freedom to choose and price any number of items when responding to a sub-quote request. Quantities can be modified, and per-item comments are also available.
  - b. View requests for sub-quotes for work that primes have posted for projects they are bidding, add your pricing, terms, and conditions, and submit completed sub-quotes to the requesting primes. c. Add attachments to a sub-quote.
3. Create and send unsolicited sub-quotes to specific contractors:
  - a. Create unsolicited sub-quotes with ease using the intuitive sub-quote creator. In eight short steps, you can rapidly create a custom sub-quote directed at any number of specific vendors of your choosing. Steps include: provide contact information and sub-quote expiration date, select letting and proposal, add work types and items, specify terms and conditions, upload attachments, and select vendors.
4. Easily select and price items for unsolicited sub-quotes:
  - a. After adding applicable work types, select items that you wish to quote. The extended price calculates automatically, cutting out costly calculation errors. Comments can be provided on a per-item basis as well.
  - b. Create an unsolicited sub-quote that lists the items from a proposal that you want to quote, include pricing, terms and conditions, and send it to selected prime/plan holder.
  - c. Add attachments to a sub-quote.
  - d. Add unsolicited work items to sub-quotes that you are responding to.
5. Easy Access to Valuable Information
  - a. Receive a confirmation that your sub-quote was opened by a prime.
  - b. View Bid Tab Analysis data from past bids, including the high, average and low prices of items.
  - c. View important notices and publications from DOT targeted to small and disadvantaged businesses.
6. Accessing Small Business Network for WisDOT contracting opportunities
  - a. If you are a contractor not yet subscribing to the Bid Express service, go to [www.bidx.com](http://www.bidx.com) and select "Order Bid Express." The Small Business Network is a part of the Bid Express Basic Service.

## Appendix D

### Good Faith Effort Evaluation Measures *by categories referenced in DBE regulations*

Bidders must demonstrate that they took all necessary and reasonable steps to achieve the assigned DBE contract goal. For each contract, all bidders must submit documentation indicating the goal has been met or if falling short of meeting the assigned goal, must request a DBE Goal Waiver and document all efforts employed to secure DBE subcontractor participation on Form DT1202.

DBE staff analyze the bidder's documented good faith efforts to determine if action taken was sufficient to meet the goal. Sufficiency is measured contract-by-contract. WisDOT evaluates active and aggressive efforts, quality, quantity, scope, intensity, and appropriateness of the bidder's efforts as a scale of the principles of Good Faith outlined in 49 CFR Part 26, Appendix A. Additional emphasis is placed on the bidder's demonstration of timely submission of documentation and communication with DBE subcontractors, and business development initiatives undertaken to support DBE firm growth.

The following is a sample of good faith effort activities that are rated according to the accompanying rubric. Contractors are encouraged to identify additional activities that align with their business type(s).

- Personal, tailored solicitation to firms that specialize in work types planned or desired for subcontracting
- Follow up to initial solicitation via email or phone
- Substantive conversation including topics such as contract liability, critical path work items, schedule risks, and potential profit/loss
- SBN utilization including posting quotes
- Review and response to DBE quotes including provision of information about plans, specifications, and requirements as applicable
- Documentation requesting subcontractors support DBE goal by solicitation and inclusion of DBE subcontractor quotes
- Responsive and timely submission of organized documentation
- Analysis of number of DBE firms who do work types that you typically subcontract
- Analysis of number of DBE firms who reside in geographical areas where prime seeks work
- Analysis of firms who express interest in bidding/quoting including the number of firms who declined your solicitation
- Reference check of DBE subcontractor work or training (documentation of questions and response required)
- Number of different efforts undertaken to meet the assigned DBE goal as documented in accompanying Form DT1202
- Submission of all DBE quotes received matched with a variety of work to be performed by DBEs
- Number and names of DBE firms provided written advice, or referral to industry-specific business development resources
- Overall pattern of DBE utilization on all WisDOT contracts which may include contracting with municipalities
- Documentation of resources expended to meet assigned DBE goal (#of hours, staff titles, average pay rate, actions taken)
- Analysis of subcontractable work items to be completed by prime beyond prime contractor's 30%
- Risk analysis of work items that are typically in tied quotes that could be unbundled
- List of contract work items in smallest economically feasible units, identifying schedule impact
- Submission of a Gap Analysis identifying DBE skillset and/or industry needs
- Staff training in EEO and Civil Rights laws as documented in training logs
- Written Capacity Assessment completed with DBE firm documenting its ability to perform the work quoted
- DBE engagement efforts beyond simple solicitation that include a substantive discussion, initiated as early in the acquisition process as possible (*points added for each day prior to letting*)
- Outreach and marketing efforts with minority, women, and veteran-focused organizations at least 10 days prior to bid opening
- Active involvement in WisDOT's Business Development Program, TrANS training, facilitated networking efforts, workshops
- Customized teaching/training efforts for future opportunities with DBE subcontractor, contract specific and/or annually
- Introduction and reference provided for DBE subcontractor to a prime who has not previously contracted with the DBE firm
- Prime utilization of a DBE subcontractor the prime has not contracted with previously
- Written referral/recommendation to bond/insurance agents, manufacturer, supplier
- Documented efforts fostering DBE participation through administrative and/or technical assistance
- Evidence of negotiation with the DBE firm about current and future Let opportunities
- Recommendation of local and state services that support small business and access to opportunity: DOA, SBA, WEDC, WPI, etc.
- Advice on bonding, lines of credit, or insurance as required to complete the items quoted and contract requirements

## GFE Evaluation Rubric – Phase 1 – Initial Review

DT1202	Examples	Rating	OBOEC Feedback
<b>Solicitation Documentation</b>	<p>Identify all reasonable and available activities performed to solicit the interest of all certified DBEs who have capacity and ability to perform work on the project.</p> <p><i>Such as: Updated solicitation letter and email, timely solicitation, and follow-up, and/or utilized various methods to communicate solicitation (ex: letter, email, publication, posting and/or website)</i></p>		
<b>Selected Work Items Documentation</b>	<p>All work items are broken out into economically feasible units to facilitate DBE participation.</p> <p><i>Such as: Selected work items are <u>specific</u> to each proposal and clearly identified in all solicitation(s)</i></p>		
<b>Documentation of Project Information provided to Interested DBEs</b>	<p>Provide interested DBEs with adequate information about the plans, specifications, and any other contractual requirements in a timely manner to assist DBEs in response to solicitation.</p> <p><i>Such as: Project information is clearly identified in all solicitation(s)</i></p>		
<b>Documentation of Negotiation with Interested DBEs</b>	<p>Provide sufficient evidence demonstrating that good faith negotiations took place during the bid letting.</p> <p><i>Such as: Documented attempts with DBEs or on behalf of DBEs to increase DBE participation</i></p>		
<b>Documentation of Sound Reason for Rejecting DBEs</b>	<p>Provide sufficient evidence demonstrating that DBEs are rejected for sound reasons.</p> <p><i>Such as: Detailed and thoughtful analysis that considers both the percentage and dollar difference when rejecting a DBE including past performance, relevant business experience and stability, safety record, business ethic and integrity, technical capacity, and other tangible factors.</i></p>		
<b>Documentation of Assistance to Interested DBEs- bonding, credit, insurance, equipment, supplies/materials</b>	<p>Documented assistance in both solicitation(s) and outreach to DBEs.</p>		
<b>Documentation of Outreach to Minority, Women, and Community organizations and other DBE Business Development Support</b>	<p>Effectively use the services of minority, women, and community organizations as well as contractors' groups, local, state, and federal business assistance offices and organization that provide assistance in recruiting and supporting DBEs, as well participation in activities that support DBE business development.</p> <p><i>Such as: Variety of activities that translate into meaningful DBE participation</i></p>		
<b>Documentation of other GFE activities</b>	<p><i>Such as: Used DT1202 Excel Workbook, Diversity &amp; Inclusion company policy, Mentor-Protégé participant, awarded neutral DBE after bid submission, included company GFE overview/strategy information and/or company website highlights DBE opportunities and participation</i></p>		
<b>Overall Demonstration of GFE</b>			

**GFE EVALUATION RATING LEGEND – PHASE 1 – Initial Review**

Documentation provided by bidder is evaluated and rated on the rubric. Bidders should include activities characterized by the following types of effort:

**ACTIVE & AGGRESSIVE:** Demonstrated through engaged and assertive activity

**QUALITY:** Demonstrated through essential character of conscientious and serious activity

**QUANTITY:** Demonstrated through a measurable number of activities

**SCOPE & INTENSITY:** Demonstrated through a rigorous approach to an appropriate and purposeful range of activities

**TIMING:** Demonstrated through engagement efforts beyond simple solicitation, initiated early in the process

**GFE EVALUATION – PHASE 2 – Team Review****GFE Team completes:**

- Review of activities included on the rubric
- Review of the intent to award and sound reasoning submitted by Prime
- Bid analysis to confirm if any bid submitted met the DBE goal
- Review average of other bidders DBE goal achievement
- Team review of combined efforts documented in Phase 1 and 2 constitute final GFE determination

**Rating Scale:**

- **GFE Approval:**  
**Bona Fide = 6 or more categories color coded green.**  
Genuine effort characterized by sincere and earnest activities – “Solicitation” and “Sound Reasoning” must be green
- **GFE Approval:**  
**Sufficient = 5 or more categories color coded green or yellow**  
Adequate effort documented with a variety of quality activities – “Solicitation” and “Sound Reasoning” must be green or yellow
- **GFE Denial:**  
**Pro Forma efforts = 4 or less categories color coded green or yellow.** Perfunctory effort characterized by routine or superficial activities

**Green = Exceeds expectations**

**Yellow = Meets expectations**

**Red = Areas in need of attention and/or absence of documentation**

**See OBOEC Rubric Analysis Feedback**

Excerpt from Appendix A to 49 CFR Part 26:

V. In determining whether a bidder has made good faith efforts, it is essential to scrutinize its documented efforts. At a minimum, you must review the performance of other bidders in meeting the contract goal. For example, when the apparent successful bidder fails to meet the contract goal, but others meet it, you may reasonably raise the question of whether, with additional efforts, the apparent successful bidder could have met the goal. If the apparent successful bidder fails to meet the goal but meets or exceeds the average DBE participation obtained by other bidders, you may view this, in conjunction with other factors, as evidence of the apparent successful bidder having made good faith efforts. As provided in §26.53(b)(2)(vi), you must also require the contractor to submit copies of each DBE and non-DBE subcontractor quote submitted to the bidder when a non-DBE subcontractor was selected over a DBE for work on the contract to review whether DBE prices were substantially higher; and contact the DBEs listed

<b>GFE RUBRIC ANALYSIS</b>	
OBOEC DECISION	APPROVAL OR DENIAL
Prime Contractor	
Proposal	
Project	
Bid Letting	
DBE Goal Amount	
DBE Goal Amount Achieved	
<b>Bid Analysis</b>	
Goal %	Achieved %
Apparent Low Bidder	%
Bidder B	
Bidder C	
<b>Average of OTHER Bidders (Not including Apparent Low Bidder)</b>	
<b>DBE Quotes Received</b>	
<b>DBE Quotes Awarded</b>	
<b>DBE Quote(s) Rejected</b>	<b>Rejected Quote Analysis</b>
<b>DBE Quote(s) Awarded</b>	<b>Awarded DBE Amount</b>

## Appendix E

### Good Faith Effort Best Practices

This list is not a set of requirements; it is a list of potential strategies

#### Primes

- Prime contractor open houses inviting DBE firms to see the bid “war room” or providing technical assistance.
- Participate in speed networking and mosaic exercises as arranged by DBE office.
- Host information sessions not directly associated with a bid letting.
- Participate in a formal mentor protégé or joint venture with a DBE firm.
- Participate in WisDOT advisory committees i.e. TRANSAC, or Mega Project committee meetings.
- Facilitate a small group DBE ‘training session’ clarifying how your firm prepares for bid letting, evaluates subcontractors, preferred qualifications, and communication methods.
- Encourage subcontractors to solicit and highlight DBE participation in their quotes to you.
- Quality of communication, not quantity creates the best results. Contractors should be thorough in communicating with DBE firms before the bid and provide any assistance requested to assure best possible bid.

#### DBE

- DBE firms should contact primes as soon as possible with questions regarding their quotes or bid; seven days prior is optimal.
- Continually check for contract addendums on the HCCI website through the Thursday prior to letting to stay abreast of changes.
- Review the status of contracts on the HCCI website reviewing the ‘apparent low bidder’ list and bid tabs at a minimum.
- Prepare a portfolio or list of related projects and prime and supplier references; be sure to note transportation related projects of similar size and scope, firm expertise and staffing.
- Participate in DBE office assessment programs.
- Participate on advisory and mega-project committees.
- Sign up to receive the DBE Contracting Update.
- Consider membership in relevant industry or contractor organizations.
- Active participation is a must. Quote as many projects as you can reasonably work on; quoting the primes and bidding as a prime with the Department are the only ways to get work.



## **Appendix F**

### **Good Faith Effort Evaluation Guidance**

#### *Appendix A of 49 CFR Part 26*

I. When, as a recipient, you establish a contract goal on a DOT-assisted contract for procuring construction, equipment, services, or any other purpose, a bidder must, in order to be responsible and/or responsive, make sufficient good faith efforts to meet the goal. The bidder can meet this requirement in either of two ways. First, the bidder can meet the goal, documenting commitments for participation by DBE firms sufficient for this purpose. Second, even if it doesn't meet the goal, the bidder can document adequate good faith efforts. This means that the bidder must show that it took all necessary and reasonable steps to achieve a DBE goal or other requirement of this part which, by their scope, intensity, and appropriateness to the objective, could reasonably be expected to obtain sufficient DBE participation, even if they were not fully successful.

II. In any situation in which you have established a contract goal, Part 26 requires you to use the good faith efforts mechanism of this part. As a recipient, you have the responsibility to make a fair and reasonable judgment whether a bidder that did not meet the goal made adequate good faith efforts. It is important for you to consider the quality, quantity, and intensity of the different kinds of efforts that the bidder has made, based on the regulations and the guidance in this Appendix.

The efforts employed by the bidder should be those that one could reasonably expect a bidder to take if the bidder were actively and aggressively trying to obtain DBE participation sufficient to meet the DBE contract goal. Mere pro forma efforts are not good faith efforts to meet the DBE contract requirements. We emphasize, however, that your determination concerning the sufficiency of the firm's good faith efforts is a judgment call. Determinations should not be made using quantitative formulas.

III. The Department also strongly cautions you against requiring that a bidder meet a contract goal (i.e., obtain a specified amount of DBE participation) in order to be awarded a contract, even though the bidder makes an adequate good faith efforts showing. This rule specifically prohibits you from ignoring bona fide good faith efforts.

IV. The following is a list of types of actions which you should consider as part of the bidder's good faith efforts to obtain DBE participation. It is not intended to be a mandatory checklist, nor is it intended to be exclusive or exhaustive. Other factors or types of efforts may be relevant in appropriate cases.

A. (1) Conducting market research to identify small business contractors and suppliers and soliciting through all reasonable and available means the interest of all certified DBEs that have the capability to perform the work of the contract. This may include attendance at pre-bid and business matchmaking meetings and events, advertising and/or written notices, posting of Notices of Sources Sought and/or Requests for Proposals, written notices or emails to all DBEs listed in the State's directory of transportation firms that specialize in the areas of work desired (as noted in the DBE directory) and which are located in the area or surrounding areas of the project.

(2) The bidder should solicit this interest as early in the acquisition process as practicable to allow the DBEs to respond to the solicitation and submit a timely offer for the subcontract. The bidder should determine with certainty if the DBEs are interested by taking appropriate steps to follow up initial solicitations.

B. Selecting portions of the work to be performed by DBEs in order to increase the likelihood that the DBE goals will be achieved. This includes, where appropriate, breaking out contract work items into economically feasible units (for example, smaller tasks or quantities) to facilitate DBE participation, even when the prime contractor might otherwise prefer to perform these work items with its own forces. This may include, where possible, establishing flexible timeframes for performance and delivery schedules in a manner that encourages and facilitates DBE participation.

C. Providing interested DBEs with adequate information about the plans, specifications, and requirements of the contract in a timely manner to assist them in responding to a solicitation with their offer for the subcontract.

D. (1) Negotiating in good faith with interested DBEs. It is the bidder's responsibility to make a portion of the work available to DBE subcontractors and suppliers and to select those portions of the work or material needs consistent with the available DBE subcontractors and suppliers, so as to facilitate DBE participation. Evidence of such negotiation includes the names, addresses, and telephone numbers of DBEs that were considered; a description of the information provided regarding the plans and specifications for the work selected for subcontracting; and evidence as to why additional Agreements could not be reached for DBEs to perform the work.

(2) A bidder using good business judgment would consider a number of factors in negotiating with subcontractors, including DBE subcontractors, and would take a firm's price and capabilities as well as contract goals into consideration. However, the fact that there may be some additional costs involved in finding and using DBEs is not in itself sufficient reason for a bidder's failure to meet the contract DBE goal, as long as such costs are reasonable. Also, the ability or desire of a prime contractor to perform the work of a contract with its own organization does not relieve the bidder of the responsibility to make good faith efforts. Prime contractors are not, however, required to accept higher quotes from DBEs if the price difference is excessive or unreasonable.

E. (1) Not rejecting DBEs as being unqualified without sound reasons based on a thorough investigation of their capabilities. The contractor's standing within its industry, membership in specific groups, organizations, or associations and political or social affiliations (for example union vs. non-union status) are not legitimate causes for the rejection or non-solicitation of bids in the contractor's efforts to meet the project goal. Another practice considered an insufficient good faith effort is the rejection of the DBE because its quotation for the work was not the lowest received. However, nothing in this paragraph shall be construed to require the bidder or prime contractor to accept unreasonable quotes in order to satisfy contract goals.

(2) A prime contractor's inability to find a replacement DBE at the original price is not alone sufficient to support a finding that good faith efforts have been made to replace the original DBE. The fact that the contractor has the ability and/or desire to perform the contract work with its own forces does not relieve the contractor of the obligation to make good faith efforts to find a replacement DBE, and it is not a sound basis for rejecting a prospective replacement DBE's reasonable quote.

F. Making efforts to assist interested DBEs in obtaining bonding, lines of credit, or insurance as required by the recipient or contractor.

G. Making efforts to assist interested DBEs in obtaining necessary equipment, supplies, materials, or related assistance or services.

H. Effectively using the services of available minority/women community organizations; minority/women contractors' groups; local, State, and Federal minority/women business assistance offices; and other organizations as allowed on a case-by-case basis to provide assistance in the recruitment and placement of DBEs.

V. In determining whether a bidder has made good faith efforts, it is essential to scrutinize its documented efforts. At a minimum, you must review the performance of other bidders in meeting the contract goal. For example, when the apparent successful bidder fails to meet the contract goal, but others meet it, you may reasonably raise the question of whether, with additional efforts, the apparent successful bidder could have met the goal. If the apparent successful bidder fails to meet the goal, but meets or exceeds the average DBE participation obtained by other bidders, you may view this, in conjunction with other factors, as evidence of the apparent successful bidder having made good faith efforts. As provided in §26.53(b)(2)(vi), you must also require the contractor to submit copies of each DBE and non-DBE subcontractor quote submitted to the bidder when a non-DBE subcontractor was selected over a DBE for work on the contract to review whether DBE prices were substantially higher; and contact the DBEs listed on a contractor's solicitation to inquire as to whether they were contacted by the prime. Pro forma mailings to DBEs requesting bids are not alone sufficient to satisfy good faith efforts under the rule.

VI. A promise to use DBEs after contract award is not considered to be responsive to the contract solicitation or to constitute good faith efforts.

[79 FR 59600, Oct. 2, 2014]

## **Appendix G**

### **(SAMPLE) Forms DT1506 and DT1202**

**Official Form DT1506 can be found here:** <https://wisconsindot.gov/Documents/formdocs/dt1506.pdf>

**COMMITMENT TO SUBCONTRACT TO DBE**

Clear

Wisconsin Department of Transportation

DT1506 12/2021 s.84.06(2) Wis. Stats.  Non-Traditional Project

Project ID: \_\_\_\_\_  
Proposal #: \_\_\_\_\_

Prime Contractor: \_\_\_\_\_  
County: \_\_\_\_\_

Letting Date: \_\_\_\_\_  
Total \$ Value of Prime Contract: \$ \_\_\_\_\_  
DBE Contract Goal: \_\_\_\_\_ %  
DBE Goal Achieved: 0.00 %

This contract requires that a specified percentage of the work be subcontracted to a disadvantaged business enterprise and that this information be submitted as described in ASP-3. The submittal of this form with the bid proposal constitutes your DBE commitment. Include Attachment A for DBEs included on commitment.

**This form must be completed and returned for this proposal. See page 2 for instructions.**

1. DBE Firm	2. Work or Items to be subcontracted	3. Supplier Y/N	4. Trucking Only	5. DBE Full Subcontract \$	6. DBE Amount for Credit \$
			O#		
			L#		
			O#		
			L#		
			O#		
			L#		
			O#		
			L#		
			O#		
			L#		
			O#		
			L#		
			O#		
			L#		
			O#		
			L#		
			O#		
			L#		
			O#		
			L#		
			O#		
			L#		
			O#		
			L#		
			O#		
			L#		
			O#		
			L#		
				\$      0.00	\$      0.00

Government Use Only Approved Amounts		
A =	\$	%
V =	\$	%
Total =	\$	%
Signature: _____		
Date: _____		
Good faith effort approved: Yes <input type="checkbox"/> No <input type="checkbox"/>		

\_\_\_\_\_ Prime Representative Signature & Date

\_\_\_\_\_ DBE Office Signature & Date Approved

**COMMITMENT TO SUBCONTRACT TO DBE  
ATTACHMENT A**

**CONFIRMATION OF PARTICIPATION**

Project I.D.:	Proposal Number:
Letting Date:	

Name of DBE Firm Participating in this Contract:	
Name of the Prime/Subcontractor who hired the DBE Firm: <i>(list all names of tiers if more than one)</i>	
Type of Work or Type of Material Supplied:	
Total Subcontract Value:	Total DBE Credit Value:

<b>FOR PRIME CONTRACTORS ONLY:</b> I certify that I made arrangements with the participating DBE firm to perform the type of work listed or supply the material indicated above for the subcontract value listed above.	Prime Contractor Representative's Signature
	Prime Contractor Representative's Name (Print Name)
	Prime Contractor (Print Company Name)
	Date

<b>FOR PARTICIPATING DBE FIRMS ONLY:</b> I certify that I made arrangements with the Prime Contractor or the Hiring Contractor to perform the type of work or supply the material indicated above for the subcontract value listed above.	Participating DBE Firm Representative's Signature	Date
	Participating DBE Firm Representative's Name (Print Name)	
	Participating DBE Firm (Print Company Name)	
	DBE Firm's Address:	
<b>FOR DBE TRUCKING FIRMS ONLY:</b> I certify that I will utilize, for DBE credit, only trucks listed on my WisDOT approved Schedule of Owned/Leased Vehicles for DBE Credit form and I will be utilizing the number of trucks as listed below.		

# Owned Trucks	# Leased Trucks	# DBE-Owned Leased Trucks	# Non-DBE-Owned Leased Trucks

Off site Hauling



**DOCUMENTATION OF GOOD FAITH EFFORT**  
 Wisconsin Department of Transportation  
 DT1202.....3/2020



Project ID *****	Proposal No. *****	Letting *****
Prime Contractor *****	County *****	
Person Submitting Document *****	Telephone Number *****	
Address *****	Email Address *****	

All bidders must undertake necessary and reasonable steps to achieve the assigned DBE contract goal per federal regulatory guidance at 49 CFR Part 26. Bidders use this form to document all efforts employed to meet the assigned goal as a record of contractor good faith efforts (GFE). Refer to ASP3 or 49 CFR Part 26 for guidance on actions that demonstrate good faith effort.

It is critical to list all efforts, attach documentation, and follow the instructions to complete this submission. Documentation of good faith effort includes copies of each DBE and non-DBE subcontractor quote submitted to the bidder for the same line items. Utilize the sample documentation logs to document and organize efforts.

Submit good faith effort documentation per ASP-3 guidelines.

**Instructions:** Provide a narrative description of all activities pursued to demonstrate good faith efforts, any corresponding documentation, and applicable explanation on separate pages. Include the following items, organized in the order listed below.

**1. Solicitation Documentation:**

- a. **Purpose:** To identify all reasonable and available activities the bidder performed to solicit the interest of all certified DBEs who have the capacity and ability to perform work on the project. All solicitation efforts should begin as early as possible to ensure DBEs have ample time to respond and ask questions.
- b. **Action:** Identify and list all activities engaged in to solicit DBEs using all reasonable and available means such as written notice and follow-up communications; substantive conversations; pre-bid meetings; networking events; market research; advertising.

**2. Selected Work Items Documentation:**

- a. **Purpose:** To ensure that all work items are broken out into economically feasible units to facilitate DBE participation. This must occur even when you prefer to perform the work yourself.
- b. **Action:** Identify economically feasible work units to be performed by DBEs to include activities such as: list of work items to be performed; breaking up of large work items into smaller tasks or quantities; flexible time frames for performance and delivery schedules.

**3. Documentation of Project Information provided to Interested DBEs:**

- a. **Purpose:** To provide interested DBEs with adequate information about the plans, specifications, and any other contractual requirements in a timely manner to assist DBEs in response to solicitation.
- b. **Action:** Provide DBEs access to plans, specifications, and other contract requirements. Early solicitation allows ample opportunity to provide project information, links to Let advertisements, and substantive engagement with DBEs.

**4. → Documentation of Negotiation with Interested DBEs:**

**a. → Purpose:** To ensure that negotiations with interested DBEs were made in good faith providing evidence as to why agreements could not be reached for DBEs to perform work.

**b. → Action:** Provide sufficient evidence to demonstrate that good faith negotiations took place. Merely sending out solicitations requesting bids from DBEs does not constitute sufficient good faith efforts. A bidder using good business judgment considers a number of factors in negotiating with all subcontractors, and the firm's price and capabilities in addition to contract goals are taken into consideration. However, the fact that there may be some additional costs involved in finding and using DBEs is not in itself sufficient reason for failing to meet the DBE goal as long as costs are reasonable. (see 49 CFR Part 26 Appendix A)

**5. → Documentation of Sound Reason for Rejecting DBEs:**

**a. → Purpose:** To ensure that bidders avoid rejecting DBEs as unqualified without sound reasons. Reasons for rejection must be based on thorough investigation of DBE capabilities.

**b. → Action:** Provide sufficient evidence to demonstrate that DBE was rejected for sound reasons such as past performance, relevant business experience and stability, safety record, business ethic and integrity, technical capacity, other tangible factors.

**6. → Documentation of Assistance to Interested DBEs - Bonding, Credit, Insurance, Equipment, Supplies/Materials:**

**a. → Purpose:** To assist interested DBEs in obtaining bonds, lines of credit, insurance, equipment, supplies, materials, and other assistance or services.

**b. → Action:** Assist interested DBEs in obtaining bonding, lines of credit or insurance, and provide technical assistance or information related to plans, specifications, and project requirements. Assist DBEs in obtaining equipment, supplies, materials or other services related to meeting project requirements (excluding supplies or equipment the DBE purchases from the prime).

**7. → Documentation of outreach to Minority, Women, and Community Organizations and other DBE Business Development Support:**

**a. → Purpose:** To effectively use the services of minority, women, and community organizations as well as contractors' groups, local, state, and federal business assistance offices and organization that provide assistance in recruiting and supporting DBEs, as well as participation in activities that support DBE business development.

**b. → Action:** Contact organizations and agencies for assistance in contacting, recruiting, and providing support to DBE subcontractors, suppliers, manufacturers, and truckers at least 14 days before bid opening. Participate in or host activities such as networking events, mentor-protégé programs, small business development workshops, and others consistent with DBE support.



Return to:  
Wisconsin Department of Transportation  
DBE Program Office  
PO Box 7965  
Madison, WI 53707-7965  
DBE\_Alert@dot.wi.gov

I certify that I have utilized comprehensive good faith efforts to solicit and utilize DBE firms to meet the DBE participation requirements of this contract proposal, as demonstrated by my responses and as specified in Additional Special Provision 3 (ASP-3).

I certify that the information given in the Documentation of Good Faith Efforts is true and correct to the best of my knowledge and belief.

I further understand that any willful falsification, fraudulent statement, or misrepresentation will result in appropriate sanctions, which may involve debarment and/or prosecution under applicable state (Trans 504) and Federal laws.

		(Bidder/Authorized Representative Signature)
		_____
		(Print Name)
		_____
		(Title)

### Good-Faith-Effort--Sample-Documentation-Logs

The sample logs below are provided as guides rather than exhaustive list. See ASP3, Appendix A for additional examples of demonstrable good faith efforts. Attach documentation for each activity listed.

Acceptable forms of documentation include copies of solicitations sent to DBEs, notes from substantive conversations and negotiations with DBEs, copies of advertisements placed, email communications, all quotes received from DBEs and from all subcontractors who were considered alongside DBE quotes, proof of attendance at applicable networking events; flyers for events or workshops for DBEs offered by the prime, and other physical records of good faith efforts activities.

#### SOLICITATION LOG

Date	Activity	Name of DBE Solicited	Follow-up
4/1/2020	Sent May-Let solicitation	Winterland Electric	Spoke with Mark Winterland on 4/15/20 to ask if he would quote.

#### SELECTED WORK ITEMS SOLICITED LOG

Work Type	DBE Firm	Contact Person	Date	Contact Mode
Pavement Marking	ABC Marking	Leslie Lynch	4/1/2020	Email; phone
	#1 Marking Co.	Mark Smart	4/1/2020	Email; left VM
Electrical	Winterland Electric	Tabitha Tinker	4/3/2020	Email; left VM
	Superstar Wiring	Jose Huascar	4/3/2020	Email; phone

#### INFORMATION PROVIDED LOG

Request Date	DBE Firm	Information Requested & Provided	Response Date
4/1/2020	Winterland Electric	Requested info on electrical requirements; provided plan and link to specs	4/3/2020
4/21/2020	Absolute Construction	Wanted to know how and when supplies are paid for by WisDOT; referred to spec that covers stockpiling	4/21/2020

#### NEGOTIATIONS LOG

Date	DBE Firm	Contact Name	Work Type	Quotes Rec'd?	Considered for project?	If not selected, why?
4/12/2020	ABC Landscape	John Dean	Erosion Control	Yes	No	Cannot perform all items
4/17/2020	Wild Ferns	Sandy Lynn	Erosion Control	Yes	Yes	
4/20/2020	#1 Marking	Mark Smart	Electrical	Yes	Yes	

#### ASSISTANCE LOG

Date	DBE Firm	Contact Person	Assistance Provided
4/1/2020	ABC Sawing	Jackie Swiggle	Informed DBE on how to obtain bonding
4/17/2020	Supreme Construction	Winston Walters	Provided contact for wholesale supply purchase

#### OUTREACH & BUSINESS DEVELOPMENT LOG

Date	Agency/Organization Contacted	Contact Person	Assistance Requested
4/1/2020	Women in Construction	LaTonya Klein	Contact information for woman-owned suppliers
4/28/2020	WBIC	Sam Smith	Asked for information to provide to DBE regarding financing programs through WBIC

Official Form DT1202 can be found here: <https://wisconsindot.gov/pages/global-footer/formdocs/default.aspx>

## **ADDITIONAL SPECIAL PROVISION 4**

This special provision does not limit the right of the department, prime contractor, or subcontractors at any tier to withhold payment for work not acceptably completed or work subject to an unresolved contract dispute.

### **Payment to First-Tier Subcontractors**

Within 10 calendar days of receiving a progress payment for work completed by a subcontractor, pay the subcontractor for that work. The prime contractor may withhold payment to a subcontractor if, within 10 calendar days of receipt of that progress payment, the prime contractor provides written notification to the subcontractor and the department documenting "just cause" for withholding payment.

The prime contractor is not allowed to withhold retainage from payments due subcontractors.

### **Payment to Lower-Tier Subcontractors**

Ensure that subcontracting agreements at all tiers provide prompt payment rights to lower-tier subcontractors that parallel those granted first-tier subcontractors in this provision.

### **Acceptance and Final Payment**

Within 30 calendar days of receiving the semi-final estimate from the department, submit written certification that subcontractors at all tiers are paid in full for acceptably completed work.

**Additional Special Provision 6**  
**ASP 6 - Modifications to the standard specifications**

*Make the following revisions to the standard specifications:*

**108 Prosecution and Progress**

*Add subsection 108.9.4.1 effective with the November 2023 letting:*

**108.9.4.1 Winter Suspension for Completion Date Contracts**

- (1) The contractor may request a winter suspension for a completion date contract. If the department determines weather conditions do not allow for the completion of the remaining work, the department may approve the contractor's request and determine the start date of the winter suspension. The end date of the winter suspension is March 31 or a date mutually agreed upon by both parties. For multi-year contracts, the department will only consider winter suspension for the final year of the contract.
- (2) During winter suspension, store all materials in a manner that does not obstruct vehicular and pedestrian traffic and protect the materials from damage. Install traffic control and other safety devices necessary to protect the traveling public and pedestrians. Provide suitable drainage and install temporary erosion control where necessary. If the winter suspension begins when liquidated damages are being assessed, or when the work has not progressed as scheduled and would not have been completed prior to the completion date, the cost of necessary pre-suspension work is incidental. If the winter suspension begins prior to the contract completion date, and the work has progressed as scheduled and would have been completed prior to the completion date, the cost of pre-suspension work will be paid as specified under 109.4.
- (3) For a winter suspension that begins prior to the contract completion date and the work has progressed as scheduled and would have been completed prior to the completion date, the engineer will extend contract time to correspond with the end of the winter suspension and liquidated damages will not be assessed during the winter suspension.
- (4) For a winter suspension that begins when liquidated damages are being assessed or when the work has not progressed as scheduled and would not have been completed prior to the completion date, the engineer will not extend contract time. Time will be suspended until the end of the winter suspension. Liquidated damages will not be assessed during the winter suspension and liquidated damages will resume at the end of the winter suspension.

**310 Open Graded Base**

**310.2 Materials**

*Replace paragraph two with the following effective with the November 2023 letting:*

- (2) The contractor may substitute material conforming to the gradation requirements for crushed aggregate specified in Table 310-01 if that material conforms to the fracture requirements for open-graded crushed gravel specified in 301.2.4.5.

**TABLE 310-01 COARSE AGGREGATE (% passing by weight)**

AASHTO No. 67 <sup>[1]</sup>	
SEIVE	COARSE AGGREGATE (% PASSING by WEIGHT) AASHTO No. 67
2-inch	-
1 1/2-inch	-
1-inch	100
3/4-inch	90 – 100
1/2-inch	-
3/8-inch	20 – 55
No. 4	0 – 10
No. 8	0 – 5
No. 16	-
No. 30	-

No. 50	-
No. 100	-
No. 200	<=1.5

[1] Size according to AASHTO M43.

**390 Base Patching**

**390.4 Measurement**

*Replace entire section with the following effective with the November 2023 letting:*

- (1) The department will measure Removing Pavement for Base Patching by the cubic yard acceptably completed. Measure the depth from the bottom of the adjacent pavement to the top of the patch.
- (2) The department will measure Base Patching Asphaltic by the ton acceptably completed as specified for asphaltic pavement in 450.4.
- (3) The department will measure Base Patching Concrete HES and Base Patching Concrete SHES by the cubic yard acceptably completed. Measure the depth from the bottom of the adjacent pavement to the top of the patch.

**390.5 Payment**

*Replace entire section with the following effective with the November 2023 letting:*

- (1) The department will pay for measured quantities at the contract unit price under the following bid items:

<u>ITEM NUMBER</u>	<u>DESCRIPTION</u>	<u>UNIT</u>
390.0100	Removing Pavement for Base Patching	CY
390.0201	Base Patching Asphaltic	TON
390.0305	Base Patching Concrete HES	CY
390.0405	Base Patching Concrete SHES	CY

- (2) Payment for Removing Pavement for Base Patching is full compensation for removing old pavement; for preparing the foundation and bringing up to grade. If the engineer orders the contractor to excavate yielding or unstable subgrade materials and backfill with suitable materials, the department will pay for that work with contract bid items or as agreed upon using 109.4.
- (3) Payment for Base Patching Asphaltic is full compensation for providing and compacting asphaltic mixture including asphaltic binder.
- (4) Payment for Base Patching Concrete HES and Base Patching Concrete SHES is full compensation for providing, curing, and protecting concrete. Payment also includes providing tie bars and dowel bars in unhardened concrete and steel within the patch. For tie bars and dowel bars provided in concrete not placed under the contract, the department will pay separately under the Drilled Tie Bars and Drilled Dowel Bars bid items as specified in 416.5.
- (5) Payment for Base Patching SHES also includes providing test data to the engineer as specified in 416.2.4.
- (6) The department will pay for sawing existing concrete pavement for removal under the Sawing Concrete bid item as specified in 690.5.

**460 Hot Mix Asphalt Pavement**

**460.2.8.2.1.3.1 Contracts with 5000 Tons of Mixture or Greater**

*Replace paragraph four with the following effective with the November 2023 letting:*

- (4) Use the test methods identified below, or other methods the engineer approves, to perform the following tests at the frequency indicated:

Blended aggregate gradations:

Drum plants:

- Field extraction by ignition oven according to WTM T308, chemical extraction according to AASHTO T-164 method A or B; or automated extraction according to WTM D8159. Gradation of resulting aggregate sample determined according to WTM T30.
- Belt samples, optional for virgin mixtures, obtained from stopped belt or from the belt discharge using an engineer-approved sampling device and performed according to WTM T11 and T27.

Batch plants:

- Field extraction by ignition oven according to WTM T308, chemical extraction according to AASHTO T-164 method A or B; or automated extraction according to WTM D8159. Gradation of resulting aggregate sample determined according to WTM T30.

Asphalt content (AC) in percent:

Determine AC using one of the following methods:

- AC by ignition oven according to WTM T308.
- AC by chemical extraction according to AASHTO T-164 method A or B.
- AC by automated extraction according to WTM D8159.
- If the department is using an ignition oven to determine AC, conform to WTP H003.
- If the department is not using an ignition oven to determine AC, ignition oven correction factor (IOCF) must still be reverified for any of the reasons listed in WTP H003 Table 2 and conform to WTP H-003 sections 3 through 6.
- Gradation of resulting aggregate sample determined according to WTM T30.

Bulk specific gravity of the compacted mixture:

According to WTM T166.

Theoretical maximum specific gravity:

According to WTM T209.

Air voids ( $V_a$ ) by calculation according to WTM T269.

VMA by calculation according to WTM R35.

#### **460.2.8.3.1.4 Department Verification Testing Requirements**

Replace paragraph three with the following effective with the November 2023 letting:

- (3) The department will perform testing conforming to the following standards:

Bulk specific gravity ( $G_{mb}$ ) of the compacted mixture according to WTM T166.

Maximum specific gravity ( $G_{mm}$ ) according to WTM T209.

Air voids ( $V_a$ ) by calculation according to WTM T269.

VMA by calculation according to WTM R35.

Asphalt content by ignition oven according to WTM T308, chemical extraction according to AASHTO T-164 method A or B, or automated extraction according to WTM D8159. If using an ignition oven to determine AC, conform to WTP H-003.

---

### **503 Prestressed Concrete Members**

#### **503.2.2 Concrete**

Replace paragraph five with the following effective with the November 2023 letting:

- (5) Furnish prestressed concrete members cast from air-entrained concrete, except I-type girders may use non-air-entrained concrete. Use type I, IL, IS, IP, IT, II, or III cement. The contractor may replace up to 30 percent of type I, IL, II, or III cement with an equal weight of fly ash, slag, or a combination of fly ash and slag. Ensure that fly ash conforms to 501.2.4.2.2 and slag conforms to 501.2.4.2.3. Use only one source and replacement rate for work under a single bid item. Use a department-approved air-entraining admixture conforming to 501.2.5.2 for air-entrained concrete. Use only coarse aggregate conforming to 310.2(2).

---

### **604 Slope Paving**

#### **604.2 Materials**

Replace paragraph three with the following effective with the November 2023 letting:

- (3) Under the Slope Paving Crushed Aggregate bid item, furnish crushed stone or crushed gravel conforming to the gradation in Table 604-01, but with the additional requirements that at least 75 percent of the particles, by count, have at least one fractured face. Determine fracture according to WTM D5821.

**TABLE 604-01 COARSE AGGREGATE (% passing by weight)**

<b>AASHTO No. 4<sup>[1]</sup></b>	
SEIVE	COARSE AGGREGATE (% PASSING by WEIGHT) AASHTO No. 4
2-inch	100
1 1/2-inch	90 - 100
1-inch	20 - 55
3/4-inch	0 - 15
1/2-inch	-
3/8-inch	0 - 5
No. 4	-
No. 8	-
No. 16	-
No. 30	-
No. 50	-
No. 100	-
No. 200	<=1.5

<sup>[1]</sup> Size according to AASHTO M43.

**612 Underdrains**

**612.3.9 Trench Underdrains**

*Replace paragraph one with the following effective with the November 2023 letting:*

- (1) Under the Underdrain Trench bid item, excavate and backfill underdrain trenches. Backfill with coarse aggregate gradation conforming to 604.2(3). Before backfilling place geotextile as the plans show.

**614 Semi-rigid Barrier Systems and End Treatments**

**614.2.6 Sand Barrel Arrays**

*Replace paragraph one with the following effective with the November 2023 letting:*

- (1) Furnish sand barrels from the APL. Use fine aggregate conforming to gradation shown in Table 614-2 mixed with sodium chloride conforming to AASHTO M143. Apply an object marker to front-most barrel in the array.

**TABLE 614-2 FINE AGGREGATE GRADATION**

SEIVE	FINE AGGREGATE (% PASSING by WEIGHT)
3/8-inch	100
No. 4	90 - 100
No. 8	-
No. 16	45 - 85
No. 30	-
No. 50	5 - 30
No. 100	0 - 10
No. 200	<=3.5

**628 Erosion Control****628.2.13 Rock Bags**

*Replace paragraph two with the following effective with the November 2023 letting:*

- (2) Fill the bags with a clean, sound, hard, durable, engineer-approved coarse aggregate conforming by visual inspection to the gradation specified for coarse aggregate gradation in 604.2(3).

**639 Drilling Wells****639.2.1 General**

*Replace paragraph two with the following effective with the November 2023 letting:*

- (2) For grout use fine aggregate conforming to 501.2.7.2; and gradation conforming to 614.2.6(1); and type I, IL, IS, IP, or IT cement.

**652 Electrical Conduit****652.3.1.2 Installing Underground**

*Replace paragraph two with the following effective with the November 2023 letting:*

- (2) Excavate trenches true to line and grade to provide the conduit uniform bearing throughout its length. Do not backfill the trench before inspecting the conduit. Carefully tamp the backfill in place as specified for placing backfill in layers in 651.3. Place at least 0.7 cubic feet of coarse aggregate gradation conforming to 604.2(3) directly under each drainage hole.

---

**ERRATA**

---

**390.3.4 Special High Early Strength Concrete Patching**

*Correct errata link in paragraph (1) by changing from 416.3.8 to 416.3.7.*

- (1) Construct as specified for special high early strength repairs under [416.3.7](#) except as follows:
  - The contractor may delay removal for up to 14 calendar days after cutting the existing pavement.
  - Open to traffic as specified for concrete base in [320.3](#).



## ADDITIONAL SPECIAL PROVISION 7

### A. Reporting 1<sup>st</sup> Tier and DBE Payments During Construction

1. Comply with reporting requirements specified in the department's Civil Rights Compliance, Contractor's User Manual, Sublets and Payments.
2. Report payments to all DBE firms within 10 calendar days of receipt of a progress payment by the department or a contractor for work performed, materials furnished, or materials stockpiled by a DBE firm. Report the payment as specified in A(1) for all work satisfactorily performed and for all materials furnished or stockpiled.
3. Report payments to all first tier subcontractor relationships within 10 calendar days of receipt of a progress payment by the department for work performed. Report the payment as specified in A(1) for all work satisfactorily performed.
4. All tiers shall report payments as necessary to comply with the DBE payment requirement as specified in A(2).
5. DBE firms must enter all payments to DBE and non-DBE firms regardless of tier.
6. Require all first tier relationships, DBE firms and all other tier relationships necessary to comply with the DBE payment requirement in receipt of a progress payment by contractor to acknowledge receipt of payment as specified in A(1), (2), (3) and (4).
7. All agreements made by a contractor shall include the provisions in A(1), (2), (3), (4), (5), and (6), and shall be binding on all first tier subcontractor relationships, all contractors and subcontractors utilizing DBE firms on the project, and all payments from DBE firms.

### B. Costs for conforming to this special provision are incidental to the contract.

NOTE: CRCS Prime Contractor payment is currently not automated and will need to be manually loaded into the Civil Rights Compliance System. Copies of prime contractor payments received (check or ACH) will have to be forwarded to [paul.ndon@dot.wi.gov](mailto:paul.ndon@dot.wi.gov) within 5 days of payment receipt to be logged manually.

\*\*\*Additionally, for information on Subcontractor Sublet assignments, Subcontractor Payments and Payment Tracking, please refer to the CRCS Payment and Sublets manual at:

<https://wisconsindot.gov/Documents/doing-bus/civil-rights/labornwage/crcs-payments-sublets-manual.pdf>

## **ADDITIONAL SPECIAL PROVISION 9**

### **Electronic Certified Payroll or Labor Data Submittal**

- (1) Use the department's Civil Rights Compliance System (CRCS) to electronically submit certified payroll reports for contracts with federal funds and labor data for contracts with state funds only. Details are available online through the department's highway construction contractor information (HCCI) site on the Labor, Wages, and EEO Information page at:  
<https://wisconsindot.gov/Pages/doing-bus/civil-rights/labornwage/default.aspx>
- (2) Ensure that all tiers of subcontractors, including all trucking firms, either submit their weekly certified payroll reports (contracts with federal funds) or labor data (contracts with state funds only) electronically through CRCS. These payrolls or labor data are due within seven calendar days following the close of the payroll period. Every firm providing physical labor towards completing the project is a subcontractor under this special provision.
- (3) Upon receipt of contract execution, promptly make all affected firms aware of the requirements under this special provision and arrange for them to receive CRCS training as they are about to begin their submittals. The department will provide training either in a classroom setting at one of our regional offices or by telephone. Contact Paul Ndon at (414) 438-4584 to schedule the training.
- (4) The department will reject all paper submittals for information required under this special provision. All costs for conforming to this special provision are incidental to the contract.
- (5) Firms wishing to export payroll/labor data from their computer system into CRCS should have their payroll coordinator contact Paul Ndon at [paul.ndon@dot.wi.gov](mailto:paul.ndon@dot.wi.gov). Not every contractor's payroll system is capable of producing export files. For details, see Section 4.8 CPR Auto Submit (Data Mapping) on pages 49-50; 66-71 of the CRCS Payroll Manual at:  
<https://wisconsindot.gov/Documents/doing-bus/civil-rights/labornwage/crcs-payroll-manual.pdf>

**REQUIRED CONTRACT PROVISIONS  
FEDERAL-AID CONSTRUCTION CONTRACTS**

- I. General
- II. Nondiscrimination
- III. Non-segregated Facilities
- IV. Davis-Bacon and Related Act Provisions
- V. Contract Work Hours and Safety Standards Act Provisions
- VI. Subletting or Assigning the Contract
- VII. Safety: Accident Prevention
- VIII. False Statements Concerning Highway Projects
- IX. Implementation of Clean Air Act and Federal Water Pollution Control Act
- X. Certification Regarding Debarment, Suspension, Ineligibility and Voluntary Exclusion
- XI. Certification Regarding Use of Contract Funds for Lobbying
- XII. Use of United States-Flag Vessels:

**ATTACHMENTS**

A. Employment and Materials Preference for Appalachian Development Highway System or Appalachian Local Access Road Contracts (included in Appalachian contracts only)

**I. GENERAL**

1. Form FHWA-1273 must be physically incorporated in each construction contract funded under title 23, United States Code, as required in 23 CFR 633.102(b) (excluding emergency contracts solely intended for debris removal). The contractor (or subcontractor) must insert this form in each subcontract and further require its inclusion in all lower tier subcontracts (excluding purchase orders, rental agreements and other agreements for supplies or services). 23 CFR 633.102(e).

The applicable requirements of Form FHWA-1273 are incorporated by reference for work done under any purchase order, rental agreement or agreement for other services. The prime contractor shall be responsible for compliance by any subcontractor, lower-tier subcontractor or service provider. 23 CFR 633.102(e).

Form FHWA-1273 must be included in all Federal-aid design-build contracts, in all subcontracts and in lower tier subcontracts (excluding subcontracts for design services, purchase orders, rental agreements and other agreements for supplies or services) in accordance with 23 CFR 633.102. The design-builder shall be responsible for compliance by any subcontractor, lower-tier subcontractor or service provider.

Contracting agencies may reference Form FHWA-1273 in solicitation-for-bids or request-for-proposals documents, however, the Form FHWA-1273 must be physically incorporated (not referenced) in all contracts, subcontracts and lower-tier subcontracts (excluding purchase orders, rental agreements and other agreements for supplies or services related to a construction contract). 23 CFR 633.102(b).

2. Subject to the applicability criteria noted in the following sections, these contract provisions shall apply to all work

performed on the contract by the contractor's own organization and with the assistance of workers under the contractor's immediate superintendence and to all work performed on the contract by piecework, station work, or by subcontract. 23 CFR 633.102(d).

3. A breach of any of the stipulations contained in these Required Contract Provisions may be sufficient grounds for withholding of progress payments, withholding of final payment, termination of the contract, suspension / debarment or any other action determined to be appropriate by the contracting agency and FHWA.

4. Selection of Labor: During the performance of this contract, the contractor shall not use convict labor for any purpose within the limits of a construction project on a Federal-aid highway unless it is labor performed by convicts who are on parole, supervised release, or probation. 23 U.S.C. 114(b). The term Federal-aid highway does not include roadways functionally classified as local roads or rural minor collectors. 23 U.S.C. 101(a).

**II. NONDISCRIMINATION (23 CFR 230.107(a); 23 CFR Part 230, Subpart A, Appendix A; EO 11246)**

The provisions of this section related to 23 CFR Part 230, Subpart A, Appendix A are applicable to all Federal-aid construction contracts and to all related construction subcontracts of \$10,000 or more. The provisions of 23 CFR Part 230 are not applicable to material supply, engineering, or architectural service contracts.

In addition, the contractor and all subcontractors must comply with the following policies: Executive Order 11246, 41 CFR Part 60, 29 CFR Parts 1625-1627, 23 U.S.C. 140, Section 504 of the Rehabilitation Act of 1973, as amended (29 U.S.C. 794), Title VI of the Civil Rights Act of 1964, as amended (42 U.S.C. 2000d et seq.), and related regulations including 49 CFR Parts 21, 26, and 27; and 23 CFR Parts 200, 230, and 633.

The contractor and all subcontractors must comply with: the requirements of the Equal Opportunity Clause in 41 CFR 60-1.4(b) and, for all construction contracts exceeding \$10,000, the Standard Federal Equal Employment Opportunity Construction Contract Specifications in 41 CFR 60-4.3.

Note: The U.S. Department of Labor has exclusive authority to determine compliance with Executive Order 11246 and the policies of the Secretary of Labor including 41 CFR Part 60, and 29 CFR Parts 1625-1627. The contracting agency and the FHWA have the authority and the responsibility to ensure compliance with 23 U.S.C. 140, Section 504 of the Rehabilitation Act of 1973, as amended (29 U.S.C. 794), and Title VI of the Civil Rights Act of 1964, as amended (42 U.S.C. 2000d et seq.), and related regulations including 49 CFR Parts 21, 26, and 27; and 23 CFR Parts 200, 230, and 633.

The following provision is adopted from 23 CFR Part 230, Subpart A, Appendix A, with appropriate revisions to conform to the U.S. Department of Labor (US DOL) and FHWA requirements.

**1. Equal Employment Opportunity:** Equal Employment Opportunity (EEO) requirements not to discriminate and to take affirmative action to assure equal opportunity as set forth under laws, executive orders, rules, regulations (see 28 CFR Part 35, 29 CFR Part 1630, 29 CFR Parts 1625-1627, 41 CFR Part 60 and 49 CFR Part 27) and orders of the Secretary of Labor as modified by the provisions prescribed herein, and imposed pursuant to 23 U.S.C. 140, shall constitute the EEO and specific affirmative action standards for the contractor's project activities under this contract. The provisions of the Americans with Disabilities Act of 1990 (42 U.S.C. 12101 et seq.) set forth under 28 CFR Part 35 and 29 CFR Part 1630 are incorporated by reference in this contract. In the execution of this contract, the contractor agrees to comply with the following minimum specific requirement activities of EEO:

a. The contractor will work with the contracting agency and the Federal Government to ensure that it has made every good faith effort to provide equal opportunity with respect to all of its terms and conditions of employment and in their review of activities under the contract. 23 CFR 230.409 (g)(4) & (5).

b. The contractor will accept as its operating policy the following statement:

"It is the policy of this Company to assure that applicants are employed, and that employees are treated during employment, without regard to their race, religion, sex, sexual orientation, gender identity, color, national origin, age or disability. Such action shall include: employment, upgrading, demotion, or transfer; recruitment or recruitment advertising; layoff or termination; rates of pay or other forms of compensation; and selection for training, including apprenticeship, pre-apprenticeship, and/or on-the-job training."

**2. EEO Officer:** The contractor will designate and make known to the contracting officers an EEO Officer who will have the responsibility for and must be capable of effectively administering and promoting an active EEO program and who must be assigned adequate authority and responsibility to do so.

**3. Dissemination of Policy:** All members of the contractor's staff who are authorized to hire, supervise, promote, and discharge employees, or who recommend such action or are substantially involved in such action, will be made fully cognizant of and will implement the contractor's EEO policy and contractual responsibilities to provide EEO in each grade and classification of employment. To ensure that the above agreement will be met, the following actions will be taken as a minimum:

a. Periodic meetings of supervisory and personnel office employees will be conducted before the start of work and then not less often than once every six months, at which time the contractor's EEO policy and its implementation will be reviewed and explained. The meetings will be conducted by the EEO Officer or other knowledgeable company official.

b. All new supervisory or personnel office employees will be given a thorough indoctrination by the EEO Officer, covering all major aspects of the contractor's EEO obligations within thirty days following their reporting for duty with the contractor.

c. All personnel who are engaged in direct recruitment for the project will be instructed by the EEO Officer in the contractor's procedures for locating and hiring minorities and women.

d. Notices and posters setting forth the contractor's EEO policy will be placed in areas readily accessible to employees, applicants for employment and potential employees.

e. The contractor's EEO policy and the procedures to implement such policy will be brought to the attention of employees by means of meetings, employee handbooks, or other appropriate means.

**4. Recruitment:** When advertising for employees, the contractor will include in all advertisements for employees the notation: "An Equal Opportunity Employer." All such advertisements will be placed in publications having a large circulation among minorities and women in the area from which the project work force would normally be derived.

a. The contractor will, unless precluded by a valid bargaining agreement, conduct systematic and direct recruitment through public and private employee referral sources likely to yield qualified minorities and women. To meet this requirement, the contractor will identify sources of potential minority group employees and establish with such identified sources procedures whereby minority and women applicants may be referred to the contractor for employment consideration.

b. In the event the contractor has a valid bargaining agreement providing for exclusive hiring hall referrals, the contractor is expected to observe the provisions of that agreement to the extent that the system meets the contractor's compliance with EEO contract provisions. Where implementation of such an agreement has the effect of discriminating against minorities or women, or obligates the contractor to do the same, such implementation violates Federal nondiscrimination provisions.

c. The contractor will encourage its present employees to refer minorities and women as applicants for employment. Information and procedures with regard to referring such applicants will be discussed with employees.

**5. Personnel Actions:** Wages, working conditions, and employee benefits shall be established and administered, and personnel actions of every type, including hiring, upgrading, promotion, transfer, demotion, layoff, and termination, shall be taken without regard to race, color, religion, sex, sexual orientation, gender identity, national origin, age or disability. The following procedures shall be followed:

a. The contractor will conduct periodic inspections of project sites to ensure that working conditions and employee facilities do not indicate discriminatory treatment of project site personnel.

b. The contractor will periodically evaluate the spread of wages paid within each classification to determine any evidence of discriminatory wage practices.

c. The contractor will periodically review selected personnel actions in depth to determine whether there is evidence of discrimination. Where evidence is found, the contractor will promptly take corrective action. If the review indicates that the discrimination may extend beyond the actions reviewed, such corrective action shall include all affected persons.

d. The contractor will promptly investigate all complaints of alleged discrimination made to the contractor in connection with its obligations under this contract, will attempt to resolve such complaints, and will take appropriate corrective action

within a reasonable time. If the investigation indicates that the discrimination may affect persons other than the complainant, such corrective action shall include such other persons. Upon completion of each investigation, the contractor will inform every complainant of all of their avenues of appeal.

#### **6. Training and Promotion:**

a. The contractor will assist in locating, qualifying, and increasing the skills of minorities and women who are applicants for employment or current employees. Such efforts should be aimed at developing full journey level status employees in the type of trade or job classification involved.

b. Consistent with the contractor's work force requirements and as permissible under Federal and State regulations, the contractor shall make full use of training programs (i.e., apprenticeship and on-the-job training programs for the geographical area of contract performance). In the event a special provision for training is provided under this contract, this subparagraph will be superseded as indicated in the special provision. The contracting agency may reserve training positions for persons who receive welfare assistance in accordance with 23 U.S.C. 140(a).

c. The contractor will advise employees and applicants for employment of available training programs and entrance requirements for each.

d. The contractor will periodically review the training and promotion potential of employees who are minorities and women and will encourage eligible employees to apply for such training and promotion.

**7. Unions:** If the contractor relies in whole or in part upon unions as a source of employees, the contractor will use good faith efforts to obtain the cooperation of such unions to increase opportunities for minorities and women. 23 CFR 230.409. Actions by the contractor, either directly or through a contractor's association acting as agent, will include the procedures set forth below:

a. The contractor will use good faith efforts to develop, in cooperation with the unions, joint training programs aimed toward qualifying more minorities and women for membership in the unions and increasing the skills of minorities and women so that they may qualify for higher paying employment.

b. The contractor will use good faith efforts to incorporate an EEO clause into each union agreement to the end that such union will be contractually bound to refer applicants without regard to their race, color, religion, sex, sexual orientation, gender identity, national origin, age, or disability.

c. The contractor is to obtain information as to the referral practices and policies of the labor union except that to the extent such information is within the exclusive possession of the labor union and such labor union refuses to furnish such information to the contractor, the contractor shall so certify to the contracting agency and shall set forth what efforts have been made to obtain such information.

d. In the event the union is unable to provide the contractor with a reasonable flow of referrals within the time limit set forth in the collective bargaining agreement, the contractor will, through independent recruitment efforts, fill the employment vacancies without regard to race, color, religion, sex, sexual orientation, gender identity, national origin, age, or disability; making full efforts to obtain qualified and/or qualifiable minorities and women. The failure of a union to provide

sufficient referrals (even though it is obligated to provide exclusive referrals under the terms of a collective bargaining agreement) does not relieve the contractor from the requirements of this paragraph. In the event the union referral practice prevents the contractor from meeting the obligations pursuant to Executive Order 11246, as amended, and these special provisions, such contractor shall immediately notify the contracting agency.

**8. Reasonable Accommodation for Applicants / Employees with Disabilities:** The contractor must be familiar with the requirements for and comply with the Americans with Disabilities Act and all rules and regulations established thereunder. Employers must provide reasonable accommodation in all employment activities unless to do so would cause an undue hardship.

**9. Selection of Subcontractors, Procurement of Materials and Leasing of Equipment:** The contractor shall not discriminate on the grounds of race, color, religion, sex, sexual orientation, gender identity, national origin, age, or disability in the selection and retention of subcontractors, including procurement of materials and leases of equipment. The contractor shall take all necessary and reasonable steps to ensure nondiscrimination in the administration of this contract.

a. The contractor shall notify all potential subcontractors, suppliers, and lessors of their EEO obligations under this contract.

b. The contractor will use good faith efforts to ensure subcontractor compliance with their EEO obligations.

#### **10. Assurances Required:**

a. The requirements of 49 CFR Part 26 and the State DOT's FHWA-approved Disadvantaged Business Enterprise (DBE) program are incorporated by reference.

b. The contractor, subrecipient or subcontractor shall not discriminate on the basis of race, color, national origin, or sex in the performance of this contract. The contractor shall carry out applicable requirements of 49 CFR part 26 in the award and administration of DOT-assisted contracts. Failure by the contractor to carry out these requirements is a material breach of this contract, which may result in the termination of this contract or such other remedy as the recipient deems appropriate, which may include, but is not limited to:

- (1) Withholding monthly progress payments;
- (2) Assessing sanctions;
- (3) Liquidated damages; and/or
- (4) Disqualifying the contractor from future bidding as non-responsible.

c. The Title VI and nondiscrimination provisions of U.S. DOT Order 1050.2A at Appendixes A and E are incorporated by reference. 49 CFR Part 21.

**11. Records and Reports:** The contractor shall keep such records as necessary to document compliance with the EEO requirements. Such records shall be retained for a period of three years following the date of the final payment to the contractor for all contract work and shall be available at reasonable times and places for inspection by authorized representatives of the contracting agency and the FHWA.

a. The records kept by the contractor shall document the following:



(1) The number and work hours of minority and non-minority group members and women employed in each work classification on the project;

(2) The progress and efforts being made in cooperation with unions, when applicable, to increase employment opportunities for minorities and women; and

(3) The progress and efforts being made in locating, hiring, training, qualifying, and upgrading minorities and women.

b. The contractors and subcontractors will submit an annual report to the contracting agency each July for the duration of the project indicating the number of minority, women, and non-minority group employees currently engaged in each work classification required by the contract work. This information is to be reported on [Form FHWA-1391](#). The staffing data should represent the project work force on board in all or any part of the last payroll period preceding the end of July. If on-the-job training is being required by special provision, the contractor will be required to collect and report training data. The employment data should reflect the work force on board during all or any part of the last payroll period preceding the end of July.

### III. NONSEGREGATED FACILITIES

This provision is applicable to all Federal-aid construction contracts and to all related construction subcontracts of more than \$10,000. 41 CFR 60-1.5.

As prescribed by 41 CFR 60-1.8, the contractor must ensure that facilities provided for employees are provided in such a manner that segregation on the basis of race, color, religion, sex, sexual orientation, gender identity, or national origin cannot result. The contractor may neither require such segregated use by written or oral policies nor tolerate such use by employee custom. The contractor's obligation extends further to ensure that its employees are not assigned to perform their services at any location under the contractor's control where the facilities are segregated. The term "facilities" includes waiting rooms, work areas, restaurants and other eating areas, time clocks, restrooms, washrooms, locker rooms and other storage or dressing areas, parking lots, drinking fountains, recreation or entertainment areas, transportation, and housing provided for employees. The contractor shall provide separate or single-user restrooms and necessary dressing or sleeping areas to assure privacy between sexes.

### IV. DAVIS-BACON AND RELATED ACT PROVISIONS

This section is applicable to all Federal-aid construction projects exceeding \$2,000 and to all related subcontracts and lower-tier subcontracts (regardless of subcontract size), in accordance with 29 CFR 5.5. The requirements apply to all projects located within the right-of-way of a roadway that is functionally classified as Federal-aid highway. 23 U.S.C. 113. This excludes roadways functionally classified as local roads or rural minor collectors, which are exempt. 23 U.S.C. 101. Where applicable law requires that projects be treated as a project on a Federal-aid highway, the provisions of this subpart will apply regardless of the location of the project. Examples include: Surface Transportation Block Grant Program projects funded under 23 U.S.C. 133 [excluding recreational trails projects], the Nationally Significant Freight and Highway

Projects funded under 23 U.S.C. 117, and National Highway Freight Program projects funded under 23 U.S.C. 167.

The following provisions are from the U.S. Department of Labor regulations in 29 CFR 5.5 "Contract provisions and related matters" with minor revisions to conform to the FHWA-1273 format and FHWA program requirements.

#### 1. Minimum wages (29 CFR 5.5)

a. *Wage rates and fringe benefits.* All laborers and mechanics employed or working upon the site of the work (or otherwise working in construction or development of the project under a development statute), will be paid unconditionally and not less often than once a week, and without subsequent deduction or rebate on any account (except such payroll deductions as are permitted by regulations issued by the Secretary of Labor under the Copeland Act ([29 CFR part 3](#))), the full amount of basic hourly wages and bona fide fringe benefits (or cash equivalents thereof) due at time of payment computed at rates not less than those contained in the wage determination of the Secretary of Labor which is attached hereto and made a part hereof, regardless of any contractual relationship which may be alleged to exist between the contractor and such laborers and mechanics. As provided in paragraphs (d) and (e) of 29 CFR 5.5, the appropriate wage determinations are effective by operation of law even if they have not been attached to the contract. Contributions made or costs reasonably anticipated for bona fide fringe benefits under the Davis-Bacon Act ([40 U.S.C. 3141\(2\)\(B\)](#)) on behalf of laborers or mechanics are considered wages paid to such laborers or mechanics, subject to the provisions of paragraph 1.e. of this section; also, regular contributions made or costs incurred for more than a weekly period (but not less often than quarterly) under plans, funds, or programs which cover the particular weekly period, are deemed to be constructively made or incurred during such weekly period. Such laborers and mechanics must be paid the appropriate wage rate and fringe benefits on the wage determination for the classification(s) of work actually performed, without regard to skill, except as provided in paragraph 4. of this section. Laborers or mechanics performing work in more than one classification may be compensated at the rate specified for each classification for the time actually worked therein: *Provided*, That the employer's payroll records accurately set forth the time spent in each classification in which work is performed. The wage determination (including any additional classifications and wage rates conformed under paragraph 1.c. of this section) and the Davis-Bacon poster (WH-1321) must be posted at all times by the contractor and its subcontractors at the site of the work in a prominent and accessible place where it can be easily seen by the workers.

b. *Frequently recurring classifications.* (1) In addition to wage and fringe benefit rates that have been determined to be prevailing under the procedures set forth in [29 CFR part 1](#), a wage determination may contain, pursuant to § 1.3(f), wage and fringe benefit rates for classifications of laborers and mechanics for which conformance requests are regularly submitted pursuant to paragraph 1.c. of this section, provided that:

(i) The work performed by the classification is not performed by a classification in the wage determination for which a prevailing wage rate has been determined;

(ii) The classification is used in the area by the construction industry; and

(iii) The wage rate for the classification bears a reasonable relationship to the prevailing wage rates contained in the wage determination.

(2) The Administrator will establish wage rates for such classifications in accordance with paragraph 1.c.(1)(iii) of this section. Work performed in such a classification must be paid at no less than the wage and fringe benefit rate listed on the wage determination for such classification.

c. *Conformance.* (1) The contracting officer must require that any class of laborers or mechanics, including helpers, which is not listed in the wage determination and which is to be employed under the contract be classified in conformance with the wage determination. Conformance of an additional classification and wage rate and fringe benefits is appropriate only when the following criteria have been met:

(i) The work to be performed by the classification requested is not performed by a classification in the wage determination; and

(ii) The classification is used in the area by the construction industry; and

(iii) The proposed wage rate, including any bona fide fringe benefits, bears a reasonable relationship to the wage rates contained in the wage determination.

(2) The conformance process may not be used to split, subdivide, or otherwise avoid application of classifications listed in the wage determination.

(3) If the contractor and the laborers and mechanics to be employed in the classification (if known), or their representatives, and the contracting officer agree on the classification and wage rate (including the amount designated for fringe benefits where appropriate), a report of the action taken will be sent by the contracting officer by email to [DBAconformance@dol.gov](mailto:DBAconformance@dol.gov). The Administrator, or an authorized representative, will approve, modify, or disapprove every additional classification action within 30 days of receipt and so advise the contracting officer or will notify the contracting officer within the 30-day period that additional time is necessary.

(4) In the event the contractor, the laborers or mechanics to be employed in the classification or their representatives, and the contracting officer do not agree on the proposed classification and wage rate (including the amount designated for fringe benefits, where appropriate), the contracting officer will, by email to [DBAconformance@dol.gov](mailto:DBAconformance@dol.gov), refer the questions, including the views of all interested parties and the recommendation of the contracting officer, to the Administrator for determination. The Administrator, or an authorized representative, will issue a determination within 30 days of receipt and so advise the contracting officer or will notify the contracting officer within the 30-day period that additional time is necessary.

(5) The contracting officer must promptly notify the contractor of the action taken by the Wage and Hour Division

under paragraphs 1.c.(3) and (4) of this section. The contractor must furnish a written copy of such determination to each affected worker or it must be posted as a part of the wage determination. The wage rate (including fringe benefits where appropriate) determined pursuant to paragraph 1.c.(3) or (4) of this section must be paid to all workers performing work in the classification under this contract from the first day on which work is performed in the classification.

d. *Fringe benefits not expressed as an hourly rate.* Whenever the minimum wage rate prescribed in the contract for a class of laborers or mechanics includes a fringe benefit which is not expressed as an hourly rate, the contractor may either pay the benefit as stated in the wage determination or may pay another bona fide fringe benefit or an hourly cash equivalent thereof.

e. *Unfunded plans.* If the contractor does not make payments to a trustee or other third person, the contractor may consider as part of the wages of any laborer or mechanic the amount of any costs reasonably anticipated in providing bona fide fringe benefits under a plan or program, *Provided*, That the Secretary of Labor has found, upon the written request of the contractor, in accordance with the criteria set forth in § 5.28, that the applicable standards of the Davis-Bacon Act have been met. The Secretary of Labor may require the contractor to set aside in a separate account assets for the meeting of obligations under the plan or program.

f. *Interest.* In the event of a failure to pay all or part of the wages required by the contract, the contractor will be required to pay interest on any underpayment of wages.

## 2. Withholding (29 CFR 5.5)

a. *Withholding requirements.* The contracting agency may, upon its own action, or must, upon written request of an authorized representative of the Department of Labor, withhold or cause to be withheld from the contractor so much of the accrued payments or advances as may be considered necessary to satisfy the liabilities of the prime contractor or any subcontractor for the full amount of wages and monetary relief, including interest, required by the clauses set forth in this section for violations of this contract, or to satisfy any such liabilities required by any other Federal contract, or federally assisted contract subject to Davis-Bacon labor standards, that is held by the same prime contractor (as defined in § 5.2). The necessary funds may be withheld from the contractor under this contract, any other Federal contract with the same prime contractor, or any other federally assisted contract that is subject to Davis-Bacon labor standards requirements and is held by the same prime contractor, regardless of whether the other contract was awarded or assisted by the same agency, and such funds may be used to satisfy the contractor liability for which the funds were withheld. In the event of a contractor's failure to pay any laborer or mechanic, including any apprentice or helper working on the site of the work all or part of the wages required by the contract, or upon the contractor's failure to submit the required records as discussed in paragraph 3.d. of this section, the contracting agency may on its own initiative and after written notice to the contractor, take such action as may be necessary to cause the suspension of any further payment, advance, or guarantee of funds until such violations have ceased.

b. *Priority to withheld funds.* The Department has priority to funds withheld or to be withheld in accordance with paragraph

2.a. of this section or Section V, paragraph 3.a., or both, over claims to those funds by:

- (1) A contractor's surety(ies), including without limitation performance bond sureties and payment bond sureties;
- (2) A contracting agency for its procurement costs;
- (3) A trustee(s) (either a court-appointed trustee or a U.S. trustee, or both) in bankruptcy of a contractor, or a contractor's bankruptcy estate;
- (4) A contractor's assignee(s);
- (5) A contractor's successor(s); or
- (6) A claim asserted under the Prompt Payment Act, [31 U.S.C. 3901–3907](#).

### 3. Records and certified payrolls (29 CFR 5.5)

a. *Basic record requirements (1) Length of record retention.* All regular payrolls and other basic records must be maintained by the contractor and any subcontractor during the course of the work and preserved for all laborers and mechanics working at the site of the work (or otherwise working in construction or development of the project under a development statute) for a period of at least 3 years after all the work on the prime contract is completed.

(2) *Information required.* Such records must contain the name; Social Security number; last known address, telephone number, and email address of each such worker; each worker's correct classification(s) of work actually performed; hourly rates of wages paid (including rates of contributions or costs anticipated for bona fide fringe benefits or cash equivalents thereof of the types described in [40 U.S.C. 3141\(2\)\(B\)](#) of the Davis-Bacon Act); daily and weekly number of hours actually worked in total and on each covered contract; deductions made; and actual wages paid.

(3) *Additional records relating to fringe benefits.* Whenever the Secretary of Labor has found under paragraph 1.e. of this section that the wages of any laborer or mechanic include the amount of any costs reasonably anticipated in providing benefits under a plan or program described in [40 U.S.C. 3141\(2\)\(B\)](#) of the Davis-Bacon Act, the contractor must maintain records which show that the commitment to provide such benefits is enforceable, that the plan or program is financially responsible, and that the plan or program has been communicated in writing to the laborers or mechanics affected, and records which show the costs anticipated or the actual cost incurred in providing such benefits.

(4) *Additional records relating to apprenticeship.* Contractors with apprentices working under approved programs must maintain written evidence of the registration of apprenticeship programs, the registration of the apprentices, and the ratios and wage rates prescribed in the applicable programs.

b. *Certified payroll requirements (1) Frequency and method of submission.* The contractor or subcontractor must submit weekly, for each week in which any DBA- or Related Acts-covered work is performed, certified payrolls to the contracting

agency. The prime contractor is responsible for the submission of all certified payrolls by all subcontractors. A contracting agency or prime contractor may permit or require contractors to submit certified payrolls through an electronic system, as long as the electronic system requires a legally valid electronic signature; the system allows the contractor, the contracting agency, and the Department of Labor to access the certified payrolls upon request for at least 3 years after the work on the prime contract has been completed; and the contracting agency or prime contractor permits other methods of submission in situations where the contractor is unable or limited in its ability to use or access the electronic system.

(2) *Information required.* The certified payrolls submitted must set out accurately and completely all of the information required to be maintained under paragraph 3.a.(2) of this section, except that full Social Security numbers and last known addresses, telephone numbers, and email addresses must not be included on weekly transmittals. Instead, the certified payrolls need only include an individually identifying number for each worker ( e.g., the last four digits of the worker's Social Security number). The required weekly certified payroll information may be submitted using Optional Form WH-347 or in any other format desired. Optional Form WH-347 is available for this purpose from the Wage and Hour Division website at <https://www.dol.gov/sites/dolgov/files/WHD/legacy/files/wh347.pdf> or its successor website. It is not a violation of this section for a prime contractor to require a subcontractor to provide full Social Security numbers and last known addresses, telephone numbers, and email addresses to the prime contractor for its own records, without weekly submission by the subcontractor to the contracting agency.

(3) *Statement of Compliance.* Each certified payroll submitted must be accompanied by a "Statement of Compliance," signed by the contractor or subcontractor, or the contractor's or subcontractor's agent who pays or supervises the payment of the persons working on the contract, and must certify the following:

(i) That the certified payroll for the payroll period contains the information required to be provided under paragraph 3.b. of this section, the appropriate information and basic records are being maintained under paragraph 3.a. of this section, and such information and records are correct and complete;

(ii) That each laborer or mechanic (including each helper and apprentice) working on the contract during the payroll period has been paid the full weekly wages earned, without rebate, either directly or indirectly, and that no deductions have been made either directly or indirectly from the full wages earned, other than permissible deductions as set forth in [29 CFR part 3](#); and

(iii) That each laborer or mechanic has been paid not less than the applicable wage rates and fringe benefits or cash equivalents for the classification(s) of work actually performed, as specified in the applicable wage determination incorporated into the contract.

(4) *Use of Optional Form WH-347.* The weekly submission of a properly executed certification set forth on the reverse side of Optional Form WH-347 will satisfy the requirement for submission of the "Statement of Compliance" required by paragraph 3.b.(3) of this section.



(5) *Signature*. The signature by the contractor, subcontractor, or the contractor's or subcontractor's agent must be an original handwritten signature or a legally valid electronic signature.

(6) *Falsification*. The falsification of any of the above certifications may subject the contractor or subcontractor to civil or criminal prosecution under [18 U.S.C. 1001](#) and [31 U.S.C. 3729](#).

(7) *Length of certified payroll retention*. The contractor or subcontractor must preserve all certified payrolls during the course of the work and for a period of 3 years after all the work on the prime contract is completed.

c. *Contracts, subcontracts, and related documents*. The contractor or subcontractor must maintain this contract or subcontract and related documents including, without limitation, bids, proposals, amendments, modifications, and extensions. The contractor or subcontractor must preserve these contracts, subcontracts, and related documents during the course of the work and for a period of 3 years after all the work on the prime contract is completed.

d. *Required disclosures and access* (1) *Required record disclosures and access to workers*. The contractor or subcontractor must make the records required under paragraphs 3.a. through 3.c. of this section, and any other documents that the contracting agency, the State DOT, the FHWA, or the Department of Labor deems necessary to determine compliance with the labor standards provisions of any of the applicable statutes referenced by § 5.1, available for inspection, copying, or transcription by authorized representatives of the contracting agency, the State DOT, the FHWA, or the Department of Labor, and must permit such representatives to interview workers during working hours on the job.

(2) *Sanctions for non-compliance with records and worker access requirements*. If the contractor or subcontractor fails to submit the required records or to make them available, or refuses to permit worker interviews during working hours on the job, the Federal agency may, after written notice to the contractor, sponsor, applicant, owner, or other entity, as the case may be, that maintains such records or that employs such workers, take such action as may be necessary to cause the suspension of any further payment, advance, or guarantee of funds. Furthermore, failure to submit the required records upon request or to make such records available, or to permit worker interviews during working hours on the job, may be grounds for debarment action pursuant to § 5.12. In addition, any contractor or other person that fails to submit the required records or make those records available to WHD within the time WHD requests that the records be produced will be precluded from introducing as evidence in an administrative proceeding under [29 CFR part 6](#) any of the required records that were not provided or made available to WHD. WHD will take into consideration a reasonable request from the contractor or person for an extension of the time for submission of records. WHD will determine the reasonableness of the request and may consider, among other things, the location of the records and the volume of production.

(3) *Required information disclosures*. Contractors and subcontractors must maintain the full Social Security number and last known address, telephone number, and email address

of each covered worker, and must provide them upon request to the contracting agency, the State DOT, the FHWA, the contractor, or the Wage and Hour Division of the Department of Labor for purposes of an investigation or other compliance action.

#### **4. Apprentices and equal employment opportunity (29 CFR 5.5)**

a. *Apprentices* (1) *Rate of pay*. Apprentices will be permitted to work at less than the predetermined rate for the work they perform when they are employed pursuant to and individually registered in a bona fide apprenticeship program registered with the U.S. Department of Labor, Employment and Training Administration, Office of Apprenticeship (OA), or with a State Apprenticeship Agency recognized by the OA. A person who is not individually registered in the program, but who has been certified by the OA or a State Apprenticeship Agency (where appropriate) to be eligible for probationary employment as an apprentice, will be permitted to work at less than the predetermined rate for the work they perform in the first 90 days of probationary employment as an apprentice in such a program. In the event the OA or a State Apprenticeship Agency recognized by the OA withdraws approval of an apprenticeship program, the contractor will no longer be permitted to use apprentices at less than the applicable predetermined rate for the work performed until an acceptable program is approved.

(2) *Fringe benefits*. Apprentices must be paid fringe benefits in accordance with the provisions of the apprenticeship program. If the apprenticeship program does not specify fringe benefits, apprentices must be paid the full amount of fringe benefits listed on the wage determination for the applicable classification. If the Administrator determines that a different practice prevails for the applicable apprentice classification, fringe benefits must be paid in accordance with that determination.

(3) *Apprenticeship ratio*. The allowable ratio of apprentices to journeyworkers on the job site in any craft classification must not be greater than the ratio permitted to the contractor as to the entire work force under the registered program or the ratio applicable to the locality of the project pursuant to paragraph 4.a.(4) of this section. Any worker listed on a payroll at an apprentice wage rate, who is not registered or otherwise employed as stated in paragraph 4.a.(1) of this section, must be paid not less than the applicable wage rate on the wage determination for the classification of work actually performed. In addition, any apprentice performing work on the job site in excess of the ratio permitted under this section must be paid not less than the applicable wage rate on the wage determination for the work actually performed.

(4) *Reciprocity of ratios and wage rates*. Where a contractor is performing construction on a project in a locality other than the locality in which its program is registered, the ratios and wage rates (expressed in percentages of the journeyworker's hourly rate) applicable within the locality in which the construction is being performed must be observed. If there is no applicable ratio or wage rate for the locality of the project, the ratio and wage rate specified in the contractor's registered program must be observed.

b. *Equal employment opportunity*. The use of apprentices and journeyworkers under this part must be in conformity with

the equal employment opportunity requirements of Executive Order 11246, as amended, and [29 CFR part 30](#).

c. Apprentices and Trainees (programs of the U.S. DOT).

Apprentices and trainees working under apprenticeship and skill training programs which have been certified by the Secretary of Transportation as promoting EEO in connection with Federal-aid highway construction programs are not subject to the requirements of paragraph 4 of this Section IV. 23 CFR 230.111(e)(2). The straight time hourly wage rates for apprentices and trainees under such programs will be established by the particular programs. The ratio of apprentices and trainees to journeyworkers shall not be greater than permitted by the terms of the particular program.

**5. Compliance with Copeland Act requirements.** The contractor shall comply with the requirements of 29 CFR part 3, which are incorporated by reference in this contract as provided in 29 CFR 5.5.

**6. Subcontracts.** The contractor or subcontractor must insert FHWA-1273 in any subcontracts, along with the applicable wage determination(s) and such other clauses or contract modifications as the contracting agency may by appropriate instructions require, and a clause requiring the subcontractors to include these clauses and wage determination(s) in any lower tier subcontracts. The prime contractor is responsible for the compliance by any subcontractor or lower tier subcontractor with all the contract clauses in this section. In the event of any violations of these clauses, the prime contractor and any subcontractor(s) responsible will be liable for any unpaid wages and monetary relief, including interest from the date of the underpayment or loss, due to any workers of lower-tier subcontractors, and may be subject to debarment, as appropriate. 29 CFR 5.5.

**7. Contract termination: debarment.** A breach of the contract clauses in 29 CFR 5.5 may be grounds for termination of the contract, and for debarment as a contractor and a subcontractor as provided in 29 CFR 5.12.

**8. Compliance with Davis-Bacon and Related Act requirements.** All rulings and interpretations of the Davis-Bacon and Related Acts contained in 29 CFR parts 1, 3, and 5 are herein incorporated by reference in this contract as provided in 29 CFR 5.5.

**9. Disputes concerning labor standards.** As provided in 29 CFR 5.5, disputes arising out of the labor standards provisions of this contract shall not be subject to the general disputes clause of this contract. Such disputes shall be resolved in accordance with the procedures of the Department of Labor set forth in 29 CFR parts 5, 6, and 7. Disputes within the meaning of this clause include disputes between the contractor (or any of its subcontractors) and the contracting agency, the U.S. Department of Labor, or the employees or their representatives.

**10. Certification of eligibility.** a. By entering into this contract, the contractor certifies that neither it nor any person or firm who has an interest in the contractor's firm is a person or firm ineligible to be awarded Government contracts by virtue of [40 U.S.C. 3144\(b\)](#) or § 5.12(a).

b. No part of this contract shall be subcontracted to any person or firm ineligible for award of a Government contract by virtue of [40 U.S.C. 3144\(b\)](#) or § 5.12(a).

c. The penalty for making false statements is prescribed in the U.S. Code, Title 18 Crimes and Criminal Procedure, [18 U.S.C. 1001](#).

**11. Anti-retaliation.** It is unlawful for any person to discharge, demote, intimidate, threaten, restrain, coerce, blacklist, harass, or in any other manner discriminate against, or to cause any person to discharge, demote, intimidate, threaten, restrain, coerce, blacklist, harass, or in any other manner discriminate against, any worker or job applicant for:

a. Notifying any contractor of any conduct which the worker reasonably believes constitutes a violation of the DBA, Related Acts, this part, or [29 CFR part 1](#) or [3](#);

b. Filing any complaint, initiating or causing to be initiated any proceeding, or otherwise asserting or seeking to assert on behalf of themselves or others any right or protection under the DBA, Related Acts, this part, or [29 CFR part 1](#) or [3](#);

c. Cooperating in any investigation or other compliance action, or testifying in any proceeding under the DBA, Related Acts, this part, or [29 CFR part 1](#) or [3](#); or

d. Informing any other person about their rights under the DBA, Related Acts, this part, or [29 CFR part 1](#) or [3](#).

## V. CONTRACT WORK HOURS AND SAFETY STANDARDS ACT

Pursuant to 29 CFR 5.5(b), the following clauses apply to any Federal-aid construction contract in an amount in excess of \$100,000 and subject to the overtime provisions of the Contract Work Hours and Safety Standards Act. These clauses shall be inserted in addition to the clauses required by 29 CFR 5.5(a) or 29 CFR 4.6. As used in this paragraph, the terms laborers and mechanics include watchpersons and guards.

**1. Overtime requirements.** No contractor or subcontractor contracting for any part of the contract work which may require or involve the employment of laborers or mechanics shall require or permit any such laborer or mechanic in any workweek in which he or she is employed on such work to work in excess of forty hours in such workweek unless such laborer or mechanic receives compensation at a rate not less than one and one-half times the basic rate of pay for all hours worked in excess of forty hours in such workweek. 29 CFR 5.5.

**2. Violation; liability for unpaid wages; liquidated damages.** In the event of any violation of the clause set forth in paragraph 1. of this section the contractor and any subcontractor responsible therefor shall be liable for the unpaid wages and interest from the date of the underpayment. In addition, such contractor and subcontractor shall be liable to the United States (in the case of work done under contract for the District of Columbia or a territory, to such District or to such territory), for liquidated damages. Such liquidated damages shall be computed with respect to each individual laborer or

mechanic, including watchpersons and guards, employed in violation of the clause set forth in paragraph 1. of this section, in the sum currently provided in 29 CFR 5.5(b)(2)\* for each calendar day on which such individual was required or permitted to work in excess of the standard workweek of forty hours without payment of the overtime wages required by the clause set forth in paragraph 1. of this section.

\* \$31 as of January 15, 2023 (See 88 FR 88 FR 2210) as may be adjusted annually by the Department of Labor, pursuant to the Federal Civil Penalties Inflation Adjustment Act of 1990.

### 3. Withholding for unpaid wages and liquidated damages

a. *Withholding process.* The FHWA or the contracting agency may, upon its own action, or must, upon written request of an authorized representative of the Department of Labor, withhold or cause to be withheld from the contractor so much of the accrued payments or advances as may be considered necessary to satisfy the liabilities of the prime contractor or any subcontractor for any unpaid wages; monetary relief, including interest; and liquidated damages required by the clauses set forth in this section on this contract, any other Federal contract with the same prime contractor, or any other federally assisted contract subject to the Contract Work Hours and Safety Standards Act that is held by the same prime contractor (as defined in § 5.2). The necessary funds may be withheld from the contractor under this contract, any other Federal contract with the same prime contractor, or any other federally assisted contract that is subject to the Contract Work Hours and Safety Standards Act and is held by the same prime contractor, regardless of whether the other contract was awarded or assisted by the same agency, and such funds may be used to satisfy the contractor liability for which the funds were withheld.

b. *Priority to withheld funds.* The Department has priority to funds withheld or to be withheld in accordance with Section IV paragraph 2.a. or paragraph 3.a. of this section, or both, over claims to those funds by:

- (1) A contractor's surety(ies), including without limitation performance bond sureties and payment bond sureties;
- (2) A contracting agency for its procurement costs;
- (3) A trustee(s) (either a court-appointed trustee or a U.S. trustee, or both) in bankruptcy of a contractor, or a contractor's bankruptcy estate;
- (4) A contractor's assignee(s);
- (5) A contractor's successor(s); or
- (6) A claim asserted under the Prompt Payment Act, [31 U.S.C. 3901](#)–3907.

**4. Subcontracts.** The contractor or subcontractor must insert in any subcontracts the clauses set forth in paragraphs 1. through 5. of this section and a clause requiring the subcontractors to include these clauses in any lower tier subcontracts. The prime contractor is responsible for compliance by any subcontractor or lower tier subcontractor with the clauses set forth in paragraphs 1. through 5. In the

event of any violations of these clauses, the prime contractor and any subcontractor(s) responsible will be liable for any unpaid wages and monetary relief, including interest from the date of the underpayment or loss, due to any workers of lower-tier subcontractors, and associated liquidated damages and may be subject to debarment, as appropriate.

**5. Anti-retaliation.** It is unlawful for any person to discharge, demote, intimidate, threaten, restrain, coerce, blacklist, harass, or in any other manner discriminate against, or to cause any person to discharge, demote, intimidate, threaten, restrain, coerce, blacklist, harass, or in any other manner discriminate against, any worker or job applicant for:

a. Notifying any contractor of any conduct which the worker reasonably believes constitutes a violation of the Contract Work Hours and Safety Standards Act (CWHSSA) or its implementing regulations in this part;

b. Filing any complaint, initiating or causing to be initiated any proceeding, or otherwise asserting or seeking to assert on behalf of themselves or others any right or protection under CWHSSA or this part;

c. Cooperating in any investigation or other compliance action, or testifying in any proceeding under CWHSSA or this part; or

d. Informing any other person about their rights under CWHSSA or this part.

### VI. SUBLETTING OR ASSIGNING THE CONTRACT

This provision is applicable to all Federal-aid construction contracts on the National Highway System pursuant to 23 CFR 635.116.

1. The contractor shall perform with its own organization contract work amounting to not less than 30 percent (or a greater percentage if specified elsewhere in the contract) of the total original contract price, excluding any specialty items designated by the contracting agency. Specialty items may be performed by subcontract and the amount of any such specialty items performed may be deducted from the total original contract price before computing the amount of work required to be performed by the contractor's own organization (23 CFR 635.116).

a. The term "perform work with its own organization" in paragraph 1 of Section VI refers to workers employed or leased by the prime contractor, and equipment owned or rented by the prime contractor, with or without operators. Such term does not include employees or equipment of a subcontractor or lower tier subcontractor, agents of the prime contractor, or any other assignees. The term may include payments for the costs of hiring leased employees from an employee leasing firm meeting all relevant Federal and State regulatory requirements. Leased employees may only be included in this term if the prime contractor meets all of the following conditions: (based on longstanding interpretation)

- (1) the prime contractor maintains control over the supervision of the day-to-day activities of the leased employees;
- (2) the prime contractor remains responsible for the quality of the work of the leased employees;

- (3) the prime contractor retains all power to accept or exclude individual employees from work on the project; and
- (4) the prime contractor remains ultimately responsible for the payment of predetermined minimum wages, the submission of payrolls, statements of compliance and all other Federal regulatory requirements.

b. "Specialty Items" shall be construed to be limited to work that requires highly specialized knowledge, abilities, or equipment not ordinarily available in the type of contracting organizations qualified and expected to bid or propose on the contract as a whole and in general are to be limited to minor components of the overall contract. 23 CFR 635.102.

2. Pursuant to 23 CFR 635.116(a), the contract amount upon which the requirements set forth in paragraph (1) of Section VI is computed includes the cost of material and manufactured products which are to be purchased or produced by the contractor under the contract provisions.

3. Pursuant to 23 CFR 635.116(c), the contractor shall furnish (a) a competent superintendent or supervisor who is employed by the firm, has full authority to direct performance of the work in accordance with the contract requirements, and is in charge of all construction operations (regardless of who performs the work) and (b) such other of its own organizational resources (supervision, management, and engineering services) as the contracting officer determines is necessary to assure the performance of the contract.

4. No portion of the contract shall be sublet, assigned or otherwise disposed of except with the written consent of the contracting officer, or authorized representative, and such consent when given shall not be construed to relieve the contractor of any responsibility for the fulfillment of the contract. Written consent will be given only after the contracting agency has assured that each subcontract is evidenced in writing and that it contains all pertinent provisions and requirements of the prime contract. (based on long-standing interpretation of 23 CFR 635.116).

5. The 30-percent self-performance requirement of paragraph (1) is not applicable to design-build contracts; however, contracting agencies may establish their own self-performance requirements. 23 CFR 635.116(d).

## **VII. SAFETY: ACCIDENT PREVENTION**

This provision is applicable to all Federal-aid construction contracts and to all related subcontracts.

1. In the performance of this contract the contractor shall comply with all applicable Federal, State, and local laws governing safety, health, and sanitation (23 CFR Part 635). The contractor shall provide all safeguards, safety devices and protective equipment and take any other needed actions as it determines, or as the contracting officer may determine, to be reasonably necessary to protect the life and health of employees on the job and the safety of the public and to protect property in connection with the performance of the work covered by the contract. 23 CFR 635.108.

2. It is a condition of this contract, and shall be made a condition of each subcontract, which the contractor enters into pursuant to this contract, that the contractor and any subcontractor shall not permit any employee, in performance of the contract, to work in surroundings or under conditions which are unsanitary, hazardous or dangerous to his/her health or safety, as determined under construction safety and

health standards (29 CFR Part 1926) promulgated by the Secretary of Labor, in accordance with Section 107 of the Contract Work Hours and Safety Standards Act (40 U.S.C. 3704). 29 CFR 1926.10.

3. Pursuant to 29 CFR 1926.3, it is a condition of this contract that the Secretary of Labor or authorized representative thereof, shall have right of entry to any site of contract performance to inspect or investigate the matter of compliance with the construction safety and health standards and to carry out the duties of the Secretary under Section 107 of the Contract Work Hours and Safety Standards Act (40 U.S.C. 3704).

## **VIII. FALSE STATEMENTS CONCERNING HIGHWAY PROJECTS**

This provision is applicable to all Federal-aid construction contracts and to all related subcontracts.

In order to assure high quality and durable construction in conformity with approved plans and specifications and a high degree of reliability on statements and representations made by engineers, contractors, suppliers, and workers on Federal-aid highway projects, it is essential that all persons concerned with the project perform their functions as carefully, thoroughly, and honestly as possible. Willful falsification, distortion, or misrepresentation with respect to any facts related to the project is a violation of Federal law. To prevent any misunderstanding regarding the seriousness of these and similar acts, Form FHWA-1022 shall be posted on each Federal-aid highway project (23 CFR Part 635) in one or more places where it is readily available to all persons concerned with the project:

18 U.S.C. 1020 reads as follows:

"Whoever, being an officer, agent, or employee of the United States, or of any State or Territory, or whoever, whether a person, association, firm, or corporation, knowingly makes any false statement, false representation, or false report as to the character, quality, quantity, or cost of the material used or to be used, or the quantity or quality of the work performed or to be performed, or the cost thereof in connection with the submission of plans, maps, specifications, contracts, or costs of construction on any highway or related project submitted for approval to the Secretary of Transportation; or

Whoever knowingly makes any false statement, false representation, false report or false claim with respect to the character, quality, quantity, or cost of any work performed or to be performed, or materials furnished or to be furnished, in connection with the construction of any highway or related project approved by the Secretary of Transportation; or

Whoever knowingly makes any false statement or false representation as to material fact in any statement, certificate, or report submitted pursuant to provisions of the Federal-aid Roads Act approved July 11, 1916, (39 Stat. 355), as amended and supplemented;

Shall be fined under this title or imprisoned not more than 5 years or both."



**IX. IMPLEMENTATION OF CLEAN AIR ACT AND FEDERAL WATER POLLUTION CONTROL ACT (42 U.S.C. 7606; 2 CFR 200.88; EO 11738)**

This provision is applicable to all Federal-aid construction contracts in excess of \$150,000 and to all related subcontracts. 48 CFR 2.101; 2 CFR 200.327.

By submission of this bid/proposal or the execution of this contract or subcontract, as appropriate, the bidder, proposer, Federal-aid construction contractor, subcontractor, supplier, or vendor agrees to comply with all applicable standards, orders or regulations issued pursuant to the Clean Air Act (42 U.S.C. 7401-7671q) and the Federal Water Pollution Control Act, as amended (33 U.S.C. 1251-1387). Violations must be reported to the Federal Highway Administration and the Regional Office of the Environmental Protection Agency. 2 CFR Part 200, Appendix II.

The contractor agrees to include or cause to be included the requirements of this Section in every subcontract, and further agrees to take such action as the contracting agency may direct as a means of enforcing such requirements. 2 CFR 200.327.

**X. CERTIFICATION REGARDING DEBARMENT, SUSPENSION, INELIGIBILITY AND VOLUNTARY EXCLUSION**

This provision is applicable to all Federal-aid construction contracts, design-build contracts, subcontracts, lower-tier subcontracts, purchase orders, lease agreements, consultant contracts or any other covered transaction requiring FHWA approval or that is estimated to cost \$25,000 or more – as defined in 2 CFR Parts 180 and 1200. 2 CFR 180.220 and 1200.220.

**1. Instructions for Certification – First Tier Participants:**

- a. By signing and submitting this proposal, the prospective first tier participant is providing the certification set out below.
- b. The inability of a person to provide the certification set out below will not necessarily result in denial of participation in this covered transaction. The prospective first tier participant shall submit an explanation of why it cannot provide the certification set out below. The certification or explanation will be considered in connection with the department or agency's determination whether to enter into this transaction. However, failure of the prospective first tier participant to furnish a certification or an explanation shall disqualify such a person from participation in this transaction. 2 CFR 180.320.
- c. The certification in this clause is a material representation of fact upon which reliance was placed when the contracting agency determined to enter into this transaction. If it is later determined that the prospective participant knowingly rendered an erroneous certification, in addition to other remedies available to the Federal Government, the contracting agency may terminate this transaction for cause of default. 2 CFR 180.325.
- d. The prospective first tier participant shall provide immediate written notice to the contracting agency to whom this proposal is submitted if any time the prospective first tier participant learns that its certification was erroneous when submitted or has become erroneous by reason of changed circumstances. 2 CFR 180.345 and 180.350.

e. The terms "covered transaction," "debarred," "suspended," "ineligible," "participant," "person," "principal," and "voluntarily excluded," as used in this clause, are defined in 2 CFR Parts 180, Subpart I, 180.900-180.1020, and 1200. "First Tier Covered Transactions" refers to any covered transaction between a recipient or subrecipient of Federal funds and a participant (such as the prime or general contract). "Lower Tier Covered Transactions" refers to any covered transaction under a First Tier Covered Transaction (such as subcontracts). "First Tier Participant" refers to the participant who has entered into a covered transaction with a recipient or subrecipient of Federal funds (such as the prime or general contractor). "Lower Tier Participant" refers any participant who has entered into a covered transaction with a First Tier Participant or other Lower Tier Participants (such as subcontractors and suppliers).

f. The prospective first tier participant agrees by submitting this proposal that, should the proposed covered transaction be entered into, it shall not knowingly enter into any lower tier covered transaction with a person who is debarred, suspended, declared ineligible, or voluntarily excluded from participation in this covered transaction, unless authorized by the department or agency entering into this transaction. 2 CFR 180.330.

g. The prospective first tier participant further agrees by submitting this proposal that it will include the clause titled "Certification Regarding Debarment, Suspension, Ineligibility and Voluntary Exclusion-Lower Tier Covered Transactions," provided by the department or contracting agency, entering into this covered transaction, without modification, in all lower tier covered transactions and in all solicitations for lower tier covered transactions exceeding the \$25,000 threshold. 2 CFR 180.220 and 180.300.

h. A participant in a covered transaction may rely upon a certification of a prospective participant in a lower tier covered transaction that is not debarred, suspended, ineligible, or voluntarily excluded from the covered transaction, unless it knows that the certification is erroneous. 2 CFR 180.300; 180.320, and 180.325. A participant is responsible for ensuring that its principals are not suspended, debarred, or otherwise ineligible to participate in covered transactions. 2 CFR 180.335. To verify the eligibility of its principals, as well as the eligibility of any lower tier prospective participants, each participant may, but is not required to, check the System for Award Management website (<https://www.sam.gov/>). 2 CFR 180.300, 180.320, and 180.325.

i. Nothing contained in the foregoing shall be construed to require the establishment of a system of records in order to render in good faith the certification required by this clause. The knowledge and information of the prospective participant is not required to exceed that which is normally possessed by a prudent person in the ordinary course of business dealings.

j. Except for transactions authorized under paragraph (f) of these instructions, if a participant in a covered transaction knowingly enters into a lower tier covered transaction with a person who is suspended, debarred, ineligible, or voluntarily excluded from participation in this transaction, in addition to other remedies available to the Federal Government, the department or agency may terminate this transaction for cause or default. 2 CFR 180.325.

\* \* \* \* \*

**2. Certification Regarding Debarment, Suspension, Ineligibility and Voluntary Exclusion – First Tier Participants:**

a. The prospective first tier participant certifies to the best of its knowledge and belief, that it and its principals:

(1) Are not presently debarred, suspended, proposed for debarment, declared ineligible, or voluntarily excluded from participating in covered transactions by any Federal department or agency, 2 CFR 180.335;

(2) Have not within a three-year period preceding this proposal been convicted of or had a civil judgment rendered against them for commission of fraud or a criminal offense in connection with obtaining, attempting to obtain, or performing a public (Federal, State, or local) transaction or contract under a public transaction; violation of Federal or State antitrust statutes or commission of embezzlement, theft, forgery, bribery, falsification or destruction of records, making false statements, or receiving stolen property, 2 CFR 180.800;

(3) Are not presently indicted for or otherwise criminally or civilly charged by a governmental entity (Federal, State or local) with commission of any of the offenses enumerated in paragraph (a)(2) of this certification, 2 CFR 180.700 and 180.800; and

(4) Have not within a three-year period preceding this application/proposal had one or more public transactions (Federal, State or local) terminated for cause or default. 2 CFR 180.335(d).

(5) Are not a corporation that has been convicted of a felony violation under any Federal law within the two-year period preceding this proposal (USDOT Order 4200.6 implementing appropriations act requirements); and

(6) Are not a corporation with any unpaid Federal tax liability that has been assessed, for which all judicial and administrative remedies have been exhausted, or have lapsed, and that is not being paid in a timely manner pursuant to an agreement with the authority responsible for collecting the tax liability (USDOT Order 4200.6 implementing appropriations act requirements).

b. Where the prospective participant is unable to certify to any of the statements in this certification, such prospective participant should attach an explanation to this proposal. 2 CFR 180.335 and 180.340.

\*\*\*\*\*

**3. Instructions for Certification - Lower Tier Participants:**

(Applicable to all subcontracts, purchase orders, and other lower tier transactions requiring prior FHWA approval or estimated to cost \$25,000 or more - 2 CFR Parts 180 and 1200). 2 CFR 180.220 and 1200.220.

a. By signing and submitting this proposal, the prospective lower tier participant is providing the certification set out below.

b. The certification in this clause is a material representation of fact upon which reliance was placed when this transaction was entered into. If it is later determined that the prospective lower tier participant knowingly rendered an erroneous certification, in addition to other remedies available to the Federal Government, the department, or agency with which

this transaction originated may pursue available remedies, including suspension and/or debarment.

c. The prospective lower tier participant shall provide immediate written notice to the person to which this proposal is submitted if at any time the prospective lower tier participant learns that its certification was erroneous by reason of changed circumstances. 2 CFR 180.365.

d. The terms "covered transaction," "debarred," "suspended," "ineligible," "participant," "person," "principal," and "voluntarily excluded," as used in this clause, are defined in 2 CFR Parts 180, Subpart I, 180.900 – 180.1020, and 1200. You may contact the person to which this proposal is submitted for assistance in obtaining a copy of those regulations. "First Tier Covered Transactions" refers to any covered transaction between a recipient or subrecipient of Federal funds and a participant (such as the prime or general contract). "Lower Tier Covered Transactions" refers to any covered transaction under a First Tier Covered Transaction (such as subcontracts). "First Tier Participant" refers to the participant who has entered into a covered transaction with a recipient or subrecipient of Federal funds (such as the prime or general contractor). "Lower Tier Participant" refers any participant who has entered into a covered transaction with a First Tier Participant or other Lower Tier Participants (such as subcontractors and suppliers).

e. The prospective lower tier participant agrees by submitting this proposal that, should the proposed covered transaction be entered into, it shall not knowingly enter into any lower tier covered transaction with a person who is debarred, suspended, declared ineligible, or voluntarily excluded from participation in this covered transaction, unless authorized by the department or agency with which this transaction originated. 2 CFR 1200.220 and 1200.332.

f. The prospective lower tier participant further agrees by submitting this proposal that it will include this clause titled "Certification Regarding Debarment, Suspension, Ineligibility and Voluntary Exclusion-Lower Tier Covered Transaction," without modification, in all lower tier covered transactions and in all solicitations for lower tier covered transactions exceeding the \$25,000 threshold. 2 CFR 180.220 and 1200.220.

g. A participant in a covered transaction may rely upon a certification of a prospective participant in a lower tier covered transaction that is not debarred, suspended, ineligible, or voluntarily excluded from the covered transaction, unless it knows that the certification is erroneous. A participant is responsible for ensuring that its principals are not suspended, debarred, or otherwise ineligible to participate in covered transactions. To verify the eligibility of its principals, as well as the eligibility of any lower tier prospective participants, each participant may, but is not required to, check the System for Award Management website (<https://www.sam.gov/>), which is compiled by the General Services Administration. 2 CFR 180.300, 180.320, 180.330, and 180.335.

h. Nothing contained in the foregoing shall be construed to require establishment of a system of records in order to render in good faith the certification required by this clause. The knowledge and information of participant is not required to exceed that which is normally possessed by a prudent person in the ordinary course of business dealings.

i. Except for transactions authorized under paragraph e of these instructions, if a participant in a covered transaction knowingly enters into a lower tier covered transaction with a person who is suspended, debarred, ineligible, or voluntarily

excluded from participation in this transaction, in addition to other remedies available to the Federal Government, the department or agency with which this transaction originated may pursue available remedies, including suspension and/or debarment. 2 CFR 180.325.

\* \* \* \* \*

#### **4. Certification Regarding Debarment, Suspension, Ineligibility and Voluntary Exclusion--Lower Tier Participants:**

a. The prospective lower tier participant certifies, by submission of this proposal, that neither it nor its principals:

(1) is presently debarred, suspended, proposed for debarment, declared ineligible, or voluntarily excluded from participating in covered transactions by any Federal department or agency, 2 CFR 180.355;

(2) is a corporation that has been convicted of a felony violation under any Federal law within the two-year period preceding this proposal (USDOT Order 4200.6 implementing appropriations act requirements); and

(3) is a corporation with any unpaid Federal tax liability that has been assessed, for which all judicial and administrative remedies have been exhausted, or have lapsed, and that is not being paid in a timely manner pursuant to an agreement with the authority responsible for collecting the tax liability. (USDOT Order 4200.6 implementing appropriations act requirements)

b. Where the prospective lower tier participant is unable to certify to any of the statements in this certification, such prospective participant should attach an explanation to this proposal.

\* \* \* \* \*

#### **XI. CERTIFICATION REGARDING USE OF CONTRACT FUNDS FOR LOBBYING**

This provision is applicable to all Federal-aid construction contracts and to all related subcontracts which exceed \$100,000. 49 CFR Part 20, App. A.

1. The prospective participant certifies, by signing and submitting this bid or proposal, to the best of his or her knowledge and belief, that:

a. No Federal appropriated funds have been paid or will be paid, by or on behalf of the undersigned, to any person for influencing or attempting to influence an officer or employee of any Federal agency, a Member of Congress, an officer or employee of Congress, or an employee of a Member of Congress in connection with the awarding of any Federal contract, the making of any Federal grant, the making of any Federal loan, the entering into of any cooperative agreement, and the extension, continuation, renewal, amendment, or modification of any Federal contract, grant, loan, or cooperative agreement.

b. If any funds other than Federal appropriated funds have been paid or will be paid to any person for influencing or attempting to influence an officer or employee of any Federal agency, a Member of Congress, an officer or employee of Congress, or an employee of a Member of Congress in connection with this Federal contract, grant, loan, or

cooperative agreement, the undersigned shall complete and submit Standard Form-LLL, "Disclosure Form to Report Lobbying," in accordance with its instructions.

2. This certification is a material representation of fact upon which reliance was placed when this transaction was made or entered into. Submission of this certification is a prerequisite for making or entering into this transaction imposed by 31 U.S.C. 1352. Any person who fails to file the required certification shall be subject to a civil penalty of not less than \$10,000 and not more than \$100,000 for each such failure.

3. The prospective participant also agrees by submitting its bid or proposal that the participant shall require that the language of this certification be included in all lower tier subcontracts, which exceed \$100,000 and that all such recipients shall certify and disclose accordingly.

#### **XII. USE OF UNITED STATES-FLAG VESSELS:**

This provision is applicable to all Federal-aid construction contracts, design-build contracts, subcontracts, lower-tier subcontracts, purchase orders, lease agreements, or any other covered transaction. 46 CFR Part 381.

This requirement applies to material or equipment that is acquired for a specific Federal-aid highway project. 46 CFR 381.7. It is not applicable to goods or materials that come into inventories independent of an FHWA funded-contract.

When oceanic shipments (or shipments across the Great Lakes) are necessary for materials or equipment acquired for a specific Federal-aid construction project, the bidder, proposer, contractor, subcontractor, or vendor agrees:

1. To utilize privately owned United States-flag commercial vessels to ship at least 50 percent of the gross tonnage (computed separately for dry bulk carriers, dry cargo liners, and tankers) involved, whenever shipping any equipment, material, or commodities pursuant to this contract, to the extent such vessels are available at fair and reasonable rates for United States-flag commercial vessels. 46 CFR 381.7.

2. To furnish within 20 days following the date of loading for shipments originating within the United States or within 30 working days following the date of loading for shipments originating outside the United States, a legible copy of a rated, 'on-board' commercial ocean bill-of-lading in English for each shipment of cargo described in paragraph (b)(1) of this section to both the Contracting Officer (through the prime contractor in the case of subcontractor bills-of-lading) and to the Office of Cargo and Commercial Sealift (MAR-620), Maritime Administration, Washington, DC 20590. (MARAD requires copies of the ocean carrier's (master) bills of lading, certified onboard, dated, with rates and charges. These bills of lading may contain business sensitive information and therefore may be submitted directly to MARAD by the Ocean Transportation Intermediary on behalf of the contractor). 46 CFR 381.7.

**ATTACHMENT A - EMPLOYMENT AND MATERIALS  
PREFERENCE FOR APPALACHIAN DEVELOPMENT  
HIGHWAY SYSTEM OR APPALACHIAN LOCAL ACCESS  
ROAD CONTRACTS (23 CFR 633, Subpart B, Appendix B)**

This provision is applicable to all Federal-aid projects funded under the Appalachian Regional Development Act of 1965.

1. During the performance of this contract, the contractor undertaking to do work which is, or reasonably may be, done as on-site work, shall give preference to qualified persons who regularly reside in the labor area as designated by the DOL wherein the contract work is situated, or the subregion, or the Appalachian counties of the State wherein the contract work is situated, except:

a. To the extent that qualified persons regularly residing in the area are not available.

b. For the reasonable needs of the contractor to employ supervisory or specially experienced personnel necessary to assure an efficient execution of the contract work.

c. For the obligation of the contractor to offer employment to present or former employees as the result of a lawful collective bargaining contract, provided that the number of nonresident persons employed under this subparagraph (1c) shall not exceed 20 percent of the total number of employees employed by the contractor on the contract work, except as provided in subparagraph (4) below.

2. The contractor shall place a job order with the State Employment Service indicating (a) the classifications of the laborers, mechanics and other employees required to perform the contract work, (b) the number of employees required in each classification, (c) the date on which the participant estimates such employees will be required, and (d) any other pertinent information required by the State Employment Service to complete the job order form. The job order may be placed with the State Employment Service in writing or by telephone. If during the course of the contract work, the information submitted by the contractor in the original job order is substantially modified, the participant shall promptly notify the State Employment Service.

3. The contractor shall give full consideration to all qualified job applicants referred to him by the State Employment Service. The contractor is not required to grant employment to any job applicants who, in his opinion, are not qualified to perform the classification of work required.

4. If, within one week following the placing of a job order by the contractor with the State Employment Service, the State Employment Service is unable to refer any qualified job applicants to the contractor, or less than the number requested, the State Employment Service will forward a certificate to the contractor indicating the unavailability of applicants. Such certificate shall be made a part of the contractor's permanent project records. Upon receipt of this certificate, the contractor may employ persons who do not normally reside in the labor area to fill positions covered by the certificate, notwithstanding the provisions of subparagraph (1c) above.

5. The provisions of 23 CFR 633.207(e) allow the contracting agency to provide a contractual preference for the use of mineral resource materials native to the Appalachian region.

6. The contractor shall include the provisions of Sections 1 through 4 of this Attachment A in every subcontract for work which is, or reasonably may be, done as on-site work.



## NON-DISCRIMINATION PROVISIONS

**During the performance of this contract, the contractor, for itself, its assignees, and successors in interest (hereinafter referred to as the "contractor") agrees as follows:**

**1. Compliance with Regulations:** The contractor (hereinafter includes consultants) will comply with the Acts and the Regulations relative to Non-discrimination in Federally-assisted programs of the U.S. Department of Transportation, Federal Highway Administration, as they may be amended from time to time, which are herein incorporated by reference and made a part of this contract.

**2. Non-discrimination:** The contractor, with regard to the work performed by it during the contract, will not discriminate on the grounds of race, color, or national origin in the selection and retention of subcontractors, including procurements of materials and leases of equipment. The contractor will not participate directly or indirectly in the discrimination prohibited by the Acts and the Regulations, including employment practices when the contract covers any activity, project, or program set forth in Appendix B of 49 CFR Part 21.

**3. Solicitations for Subcontracts, Including Procurements of Materials and Equipment:** In all solicitations, either by competitive bidding, or negotiation made by the contractor for work to be performed under a subcontract, including procurements of materials, or leases of equipment, each potential subcontractor or supplier will be notified by the contractor of the contractor's obligations under this contract and the Acts and the Regulations relative to Non-discrimination on the grounds of race, color, or national origin.

**4. Information and Reports:** The contractor will provide all information and reports required by the Acts, the Regulations, and directives issued pursuant thereto and will permit access to its books, records, accounts, other sources of information, and its facilities as may be determined by the Recipient or the Federal Highway Administration to be pertinent to ascertain compliance with such Acts, Regulations, and instructions. Where any information required of a contractor is in the exclusive possession of another who fails or refuses to furnish the information, the contractor will so certify to the Recipient or the Federal Highway Administration, as appropriate, and will set forth what efforts it has made to obtain the information.

**5. Sanctions for Noncompliance:** In the event of a contractor's noncompliance with the Non-discrimination provisions of this contract, the Recipient will impose such contract sanctions as it or the Federal Highway Administration may determine to be appropriate, including, but not limited to:

- a. Withholding payments to the contractor under the contract until the contractor complies; and/or
- b. Cancelling, terminating, or suspending a contract, in whole or in part.

**6. Incorporation of Provisions:** The contractor will include the provisions of paragraphs one through six in every subcontract, including procurements of materials and leases of equipment, unless exempt by the Acts, the Regulations and directives issued pursuant thereto. The contractor will take action with respect to any subcontract or procurement as the Recipient or the Federal Highway Administration may direct as a means of enforcing such provisions including sanctions for noncompliance. Provided, that if the contractor becomes involved in, or is threatened with litigation by a subcontractor, or supplier because of such direction, the contractor may request the Recipient to enter into any litigation to protect the interests of the Recipient. In addition, the contractor may request the United States to enter into the litigation to protect the interests of the United States.

**During the performance of this contract, the contractor, for itself, its assignees, and successors in interest (hereinafter referred to as the "contractor") agrees to comply with the following non-discrimination statutes and authorities; including but not limited to:**

**Pertinent Non-Discrimination Authorities:**

- Title VI of the Civil Rights Act of 1964 (42 U.S.C. § 2000d et seq., 78 stat. 252), (prohibits discrimination on the basis of race, color, national origin); and 49 CFR Part 21.
- The Uniform Relocation Assistance and Real Property Acquisition Policies Act of 1970, (42 U.S.C. § 4601), (prohibits unfair treatment of persons displaced or whose property has been acquired because of Federal or Federal-aid programs and projects);
- Federal-Aid Highway Act of 1973, (23 U.S.C. § 324 et seq.), (prohibits discrimination on the basis of sex);
- Section 504 of the Rehabilitation Act of 1973, (29 U.S.C. § 794 et seq.), as amended, (prohibits discrimination on the basis of disability); and 49 CFR Part 27;
- The Age Discrimination Act of 1975, as amended, (42 U.S.C. § 6101 et seq.), (prohibits discrimination on the basis of age);
- Airport and Airway Improvement Act of 1982, (49 USC § 471, Section 47123), as amended, (prohibits discrimination based on race, creed, color, national origin, or sex);
- The Civil Rights Restoration Act of 1987, (PL 100-209), (Broadened the scope, coverage and applicability of Title VI of the Civil Rights Act of 1964, The Age Discrimination Act of 1975 and Section 504 of the Rehabilitation Act of 1973, by expanding the definition of the terms "programs or activities" to include all of the programs or activities of the Federal-aid recipients, sub-recipients and contractors, whether such programs or activities are Federally funded or not);
- Titles II and III of the Americans with Disabilities Act, which prohibit discrimination on the basis of disability in the operation of public entities, public and private transportation systems, places of public accommodation, and certain testing entities (42 U.S.C. §§ 12131-12189) as implemented by Department of Transportation regulations at 49 C.F.R. parts 37 and 38;
- The Federal Aviation Administration's Non-discrimination statute (49 U.S.C. § 47123) (prohibits discrimination on the basis of race, color, national origin, and sex);
- Executive Order 12898, Federal Actions to Address Environmental Justice in Minority Populations and Low-Income Populations, which ensures Non-discrimination against minority populations by discouraging programs, policies, and activities with disproportionately high and adverse human health or environmental effects on minority and low-income populations;
- Executive Order 13166, Improving Access to Services for Persons with Limited English Proficiency, and resulting agency guidance, national origin discrimination includes discrimination because of Limited English proficiency (LEP). To ensure compliance with Title VI, you must take reasonable steps to ensure that LEP persons have meaningful access to your programs (70 Fed. Reg. at 74087 to 74100);
- Title IX of the Education Amendments of 1972, as amended, which prohibits you from discriminating because of sex in education programs or activities (20 U.S.C. 1681 et seq).

**NOTICE OF REQUIREMENT FOR AFFIRMATIVE ACTION TO  
ENSURE EQUAL EMPLOYMENT OPPORTUNITY  
(EXECUTIVE ORDER 11246)**

1. The Offeror's or Bidder's attention is called to the "Employment Practices" and "Equal Opportunity Clause" set forth in the Required Contract Provisions, FHWA 1273.
2. The goals and timetables for minority and female participation expressed in percentage terms for the contractor's aggregate work force in each trade, on all construction work in the covered area, are as follows:

**Goals for Minority Participation for Each Trade:**

<u>County</u>	<u>%</u>	<u>County</u>	<u>%</u>	<u>County</u>	<u>%</u>
Adams	1.7	Iowa	1.7	Polk	2.2
Ashland	1.2	Iron	1.2	Portage	0.6
Barron	0.6	Jackson	0.6	Price	0.6
Bayfield	1.2	Jefferson	7.0	Racine	8.4
Brown	1.3	Juneau	0.6	Richland	1.7
Buffalo	0.6	Kenosha	3.0	Rock	3.1
Burnett	2.2	Kewaunee	1.0	Rusk	0.6
Calumet	0.9	La Crosse	0.9	St. Croix	2.9
Chippewa	0.5	Lafayette	0.5	Sauk	1.7
Clark	0.6	Langlade	0.6	Sawyer	0.6
Columbia	1.7	Lincoln	0.6	Shawano	1.0
Crawford	0.5	Manitowoc	1.0	Sheboygan	7.0
Dane	2.2	Marathon	0.6	Taylor	0.6
Dodge	7.0	Marinette	1.0	Trempealeau	0.6
Door	1.0	Marquette	1.7	Vernon	0.6
Douglas	1.0	Menominee	1.0	Vilas	0.6
Dunn	0.6	Milwaukee	8.0	Walworth	7.0
Eau Claire	0.5	Monroe	0.6	Washburn	0.6
Florence	1.0	Oconto	1.0	Washington	8.0
Fond du Lac	1.0	Oneida	0.6	Waukesha	8.0
Forest	1.0	Outagamie	0.9	Waupaca	1.0
Grant	0.5	Ozaukee	8.0	Waushara	1.0
Green	1.7	Pepin	0.6	Winnebago	0.9
Green Lake	1.0	Pierce	2.2	Wood	0.6

**Goals for female participation for each trade: 6.9%**

These goals are applicable to all the contractor's construction work, (whether or not it is federal or federally assisted), performed in the covered area. If the contractor performs construction work in the geographical area located outside of the covered area, it shall apply the goals established for such geographical area where the work is actually performed. With regard to this second area, the contractor also is subject to the goals for both its federally involved and nonfederally involved construction.

The contractor's compliance with the Executive Order and the Regulations in 41 CFR Part 60-4 shall be based on its implementation of the Equal Opportunity Clause, specific affirmative action obligations required by the specifications set forth in 41 CFR 60-4.3(a), and its efforts to meet the goals. The hours of minority and female employment and training must be substantially uniform throughout the length of the contract, and in each trade, and the contractor shall make a good faith effort to employ minorities and women evenly on each of its projects. The transfer of minority or female employees or trainees from contractor to contractor or from project to project for the sole purpose of meeting the contractor's goals shall be a violation of the contract, the Executive Order and the Regulations in 41 CFR Part 60-4. Compliance with the goals will be measured against the total work hours performed.

3. The contractor shall provide written notification to the Director of the Office of Federal Contract Compliance Programs within ten (10) working days of award of any construction subcontract in excess of \$10,000.00 at any tier for construction work under the contract resulting from this solicitation. The notification shall list the name, address and telephone number of the subcontractor, employer identification number of the subcontractor; estimated dollar amount of the subcontract; estimated starting and completion dates of the subcontract; and the geographical area in which the subcontract is to be performed.

As referred to in this section, the Director means:

Director  
Office of Federal Contract Compliance Programs  
Ruess Federal Plaza  
310 W. Wisconsin Ave., Suite 1115  
Milwaukee, WI 53202

The "Employer Identification Number" means the Federal Social Security number used on the Employer's Quarterly Federal Tax Return, U.S. Treasury Department Form 941.

4. As used in this notice, and in the contract resulting from solicitation, the "covered area" is the county(ies) in Wisconsin to which this proposal applies.

## **ADDITIONAL FEDERAL-AID PROVISIONS**

### **NOTICE TO ALL BIDDERS**

To report bid rigging activities call:

**1-800-424-9071**

The U.S. Department of Transportation (DOT) operates the above toll-free "hotline" Monday through Friday, 8:00 a.m. to 5:00 p.m., Eastern Time. Anyone with knowledge of possible bid rigging, bidding collusion, or other fraudulent activities should use the "hotline" to report such activities.

The "hotline" is part of the DOT's continuing effort to identify and investigate highway construction contract fraud and abuse and is operated under the direction of the DOT Inspector General. All information will be treated confidentially and caller anonymity will be respected.

## BUY AMERICA PROVISION

Buy America (as documented in [88 FR 57750 \(2 CFR part 184 and 200\)](#) from the Office of Management and Budget: [Federal Register: Guidance for Grants and Agreements](#) ) shall be domestic products and permanently incorporated in this project as classified in the following three categories, and as noted in the Construction and Materials Manual (CMM):

### 1. Iron and Steel

All iron and steel manufacturing and coating processes (from the initial melting stage through the application of coatings) must have occurred within the United States. Coating includes epoxy coating, galvanizing, painting and any other coating that protects or enhances the value of a material subject to the requirements of Buy America.

The exemption of the iron and steel manufacturing and coating processes Buy America requirement is the minimal use of foreign materials if the total cost of such material permanently incorporated in the product does not exceed one-tenth of one percent (1/10 of 1%) of the total contract cost or \$2,500.00, whichever is greater. For purposes of this paragraph, the cost is that shown to be the value of the subject products as they are delivered to the project.

### 2. Manufactured Product

All manufactured products (as defined in CMM 228.5) are covered under a previous waiver from 1983 and are currently exempt from Buy America.

### 3. Construction Material

All construction materials (as defined in [88 FR 57750 \(2 CFR part 184 and 200\)](#) and as referenced in CMM 228.5) must comply with Buy America. All manufacturing process of construction materials must occur in the United States.

[88 FR 55817 \(DOT-OST-2022-0124\)](#) allows a limited waiver of Buy America requirements for de minimis costs and small grants.

- The Total value of the non-compliant products is no more than the lesser of \$1,000,000 or 5% of total applicable costs for the project<sup>1</sup>; or
- The total amount of Federal financial assistance applied to the project, through awards or subaward, is below \$500,000<sup>2</sup>

The contractor shall take actions and provide documentation conforming to CMM 228.5 to ensure compliance with this Buy America provision.

<https://wisconsin.gov/rdwy/cmm/cm-02-28.pdf>

Upon completion of the project, certify to the engineer, in writing using department form DT4567 that all iron and steel, manufactured products, and construction materials conform to this Buy America provision.

Form DT4567 is available at: <https://wisconsin.gov/Documents/formdocs/dt4567.docx>

Attach a list of iron or steel and construction material exemptions and their associated costs to the certification form.

---

<sup>1</sup> The de minimis public interest waiver does not apply to iron and steel subject to the requirements of 23 U.S.C. 313 on financial assistance administered by FHWA. The de minimis threshold in 23 CFR 635.410(b)(4) continues to apply for iron and steel.

<sup>2</sup> The small grant portion of the waiver does not apply to iron, steel, and manufactured goods subject to the requirements of 49 U.S.C. 22905(a).

## CARGO PREFERENCE ACT REQUIREMENT

All Federal-aid projects shall comply with 46 CFR 381.7 (a) – (b) as follows:

(a) *Agreement Clauses.* “Use of United States-flag vessels:”

(1) Pursuant to Pub. L. 664 (43 U.S.C. 1241(b)) at least 50 percent of any equipment, materials or commodities procured, contracted for or otherwise obtained with funds granted, guaranteed, loaned, or advanced by the U.S. Government under this agreement, and which may be transported by ocean vessel, shall be transported on privately owned United States-flag commercial vessels, if available.

(2) Within 20 days following the date of loading for shipments originating within the United States or within 30 working days following the date of loading for shipments originating outside the United States, a legible copy of a rated, ‘on-board’ commercial ocean bill-of-lading in English for each shipment of cargo described in paragraph (a)(1) of this section shall be furnished to both the Contracting Officer (through the prime contractor in the case of subcontractor bills-of-lading) and to the Division of National Cargo, Office of Market Development, Maritime Administration, Washington, DC 20590.”

(b) *Contractor and Subcontractor Clauses.* “Use of United States-flag vessels: The contractor agrees—”

(1) To utilize privately owned United States-flag commercial vessels to ship at least 50 percent of the gross tonnage (computed separately for dry bulk carriers, dry cargo liners, and tankers) involved, whenever shipping any equipment, material, or commodities pursuant to this contract, to the extent such vessels are available at fair and reasonable rates for United States-flag commercial vessels.

(2) To furnish within 20 days following the date of loading for shipments originating within the United States or within 30 working days following the date of loading for shipments originating outside the United States, a legible copy of a rated, ‘on-board’ commercial ocean bill-of-lading in English for each shipment of cargo described in paragraph (b) (1) of this section to both the Contracting Officer (through the prime contractor in the case of subcontractor bills-of-lading) and to the Division of National Cargo, Office of Market Development, Maritime Administration, Washington, DC 20590.

(3) To insert the substance of the provisions of this clause in all subcontracts issued pursuant to this contract.

**WISCONSIN DEPARTMENT OF TRANSPORTATION  
DIVISION OF TRANSPORTATION AND SYSTEM DEVELOPMENT**

**SUPPLEMENTAL REQUIRED CONTRACT PROVISIONS  
FOR PROJECTS WITH FEDERAL AID**

**I. PREVAILING WAGE RATES**

The attached U.S. Department of Labor (Davis-Bacon Minimum Wage Rates) furnishes the minimum prevailing wage rates pursuant to the Davis-Bacon and Related Acts. The wage rates shown are the minimum rates required by the contract to be paid during its life, however this is not a representation that labor can be obtained at these rates. It is the responsibility of bidders to inform themselves as to the local labor conditions and prospective changes or adjustments of wage rates. No increase in the contract price will be allowed or authorized on account of the payment of wage rates in excess of those listed herein.

**II. COVERAGE OF TRUCK DRIVERS**

Truck drivers are covered by Davis-Bacon Minimum Wage Rates in the following circumstances:

- Drivers of a contractor or subcontractor for time spent working on the site of the work.
- Drivers of a contractor or subcontractor for time spent loading and/or unloading materials and supplies on the site of the work, if such time is not de minimis.  
[https://www.dol.gov/whd/FOH/FOH\\_Ch15.pdf](https://www.dol.gov/whd/FOH/FOH_Ch15.pdf)
- Truck drivers transporting materials or supplies between a facility that is deemed part of the site of the work and the actual construction site.
- Truck drivers transporting portions of the building or work between a site established specifically for the performance of the contract where a significant portion of such building or work is constructed and the physical place where the building or work called for in the contract will remain.

Truck drivers are not covered by Davis-Bacon Minimum Wage Rates in the following circumstances:

- Material delivery truck drivers while off the site of the work.
- Drivers of a contractor or subcontractor traveling between a Davis-Bacon job and a commercial supply facility while they are off the site of the work.”
- Truck drivers whose time spent on the site of the work is de minimis, such as only a few minutes at a time merely to pick up or drop off materials or supplies.

Details are available online at:

<https://www.dol.gov/whd/recovery/pwrb/Tab9.pdf>

<https://wisconsindot.gov/Pages/doing-bus/civil-rights/labornwage/trckng.aspx>



### **III. POSTINGS AT THE SITE OF THE WORK**

In addition to the required postings furnished by the department, the contractor shall post the following in at least one conspicuous and accessible place at the site of work:

- a. A copy of the contractor's Equal Employment Opportunity Policy.

All required documents shall be posted by the first day of work and be accurate and complete. Postings must be readable, in an area where they will be noticed, and maintained until the last day of work.

### **IV. RESOURCES**

Required information regarding compliance with federal provisions is found in the following resources:

- FHWA-1273 included in this contract
- U.S. Department of Labor Prevailing Wage Resource Book
- U.S. Department of Labor Field Operations Handbook
- U.S. Code of Federal Regulations
- Any applicable law, Act, or Executive Order enacted by the federal government at the time of the letting of this contract

"General Decision Number: WI20230010 10/13/2023

Superseded General Decision Number: WI20220010

State: Wisconsin

Construction Type: Highway

Counties: Wisconsin Statewide.

HIGHWAY, AIRPORT RUNWAY & TAXIWAY CONSTRUCTION PROJECTS (does not include bridges over navigable waters; tunnels; buildings in highway rest areas; and railroad construction)

Note: Contracts subject to the Davis-Bacon Act are generally required to pay at least the applicable minimum wage rate required under Executive Order 14026 or Executive Order 13658. Please note that these Executive Orders apply to covered contracts entered into by the federal government that are subject to the Davis-Bacon Act itself, but do not apply to contracts subject only to the Davis-Bacon Related Acts, including those set forth at 29 CFR 5.1(a)(2)-(60).

If the contract is entered into on or after January 30, 2022, or the contract is renewed or extended (e.g., an option is exercised) on or after January 30, 2022:	<ul style="list-style-type: none"><li>. Executive Order 14026 generally applies to the contract.</li><li>. The contractor must pay all covered workers at least \$16.20 per hour (or the applicable wage rate listed on this wage determination, if it is higher) for all hours spent performing on the contract in 2023.</li></ul>
If the contract was awarded on or between January 1, 2015 and January 29, 2022, and the contract is not renewed or extended on or after January 30, 2022:	<ul style="list-style-type: none"><li>. Executive Order 13658 generally applies to the contract.</li><li>. The contractor must pay all covered workers at least \$12.15 per hour (or the applicable wage rate listed on this wage determination, if it is higher) for all hours spent performing on that contract in 2023.</li></ul>

The applicable Executive Order minimum wage rate will be adjusted annually. If this contract is covered by one of the Executive Orders and a classification considered necessary for performance of work on the contract does not appear on this wage determination, the contractor must still submit a conformance request.

Additional information on contractor requirements and worker protections under the Executive Orders is available at <http://www.dol.gov/whd/govcontracts>.

1	01/13/2023
2	01/20/2023
3	03/31/2023
4	04/07/2023
5	05/26/2023
6	06/02/2023
7	06/16/2023
8	06/23/2023
9	07/07/2023
10	07/14/2023
11	07/28/2023
12	08/18/2023
13	09/01/2023
14	09/08/2023
15	10/13/2023

\* BRWI0001-002 06/01/2023

CRAWFORD, JACKSON, JUNEAU, LA CROSSE, MONROE, TREMPLEAU, AND VERNON COUNTIES

	Rates	Fringes
BRICKLAYER.....	\$ 40.18	25.88

\* BRWI0002-002 06/01/2023

ASHLAND, BAYFIELD, DOUGLAS, AND IRON COUNTIES

	Rates	Fringes
BRICKLAYER.....	\$ 47.10	25.16

\* BRWI0002-005 06/01/2023

ADAMS, ASHLAND, BARRON, BROWN, BURNETT, CALUMET, CHIPPEWA, CLARK, COLUMBIA, DODGE, DOOR, DUNN, FLORENCE, FOND DU LAC, FOREST, GREEN LAKE, IRON, JEFFERSON, KEWAUNEE, LANGLADE, LINCOLN, MANITOWOC, MARATHON, MARINETTE, MARQUETTE, MENOMINEE, OCONTO, ONEIDA, OUTAGAMIE, POLK, PORTAGE, RUSK, ST CROIX, SAUK, SHAWANO, SHEBOYGAN, TAYLOR, VILAS, WALWORTH, WAUPACA, WAUSHARA, WINNEBAGO, AND WOOD COUNTIES

	Rates	Fringes
CEMENT MASON/CONCRETE FINISHER...	\$ 39.97	25.02

\* BRWI0003-002 06/01/2023

BROWN, DOOR, FLORENCE, KEWAUNEE, MARINETTE, AND OCONTO COUNTIES

	Rates	Fringes
BRICKLAYER.....	\$ 40.00	26.06

\* BRWI0004-002 06/01/2023

KENOSHA, RACINE, AND WALWORTH COUNTIES

	Rates	Fringes
BRICKLAYER.....	\$ 44.50	26.96

\* BRWI0006-002 06/01/2023

ADAMS, CLARK, FOREST, LANGLADE, LINCOLN, MARATHON, MENOMINEE,  
ONEIDA, PORTAGE, PRICE, TAYLOR, VILAS AND WOOD COUNTIES

	Rates	Fringes
BRICKLAYER.....	\$ 40.08	25.98

-----  
\* BRWI0007-002 06/01/2023

GREEN, LAFAYETTE, AND ROCK COUNTIES

	Rates	Fringes
BRICKLAYER.....	\$ 40.95	26.80

-----  
\* BRWI0008-002 06/05/2023

MILWAUKEE, OZAUKEE, WASHINGTON, AND WAUKESHA COUNTIES

	Rates	Fringes
BRICKLAYER.....	\$ 44.96	25.67

-----  
\* BRWI0011-002 06/01/2023

CALUMET, FOND DU LAC, MANITOWOC, AND SHEBOYGAN COUNTIES

	Rates	Fringes
BRICKLAYER.....	\$ 40.00	26.06

-----  
\* BRWI0019-002 06/01/2023

BARRON, BUFFALO, BURNETT, CHIPPEWA, DUNN, EAU CLAIRE, PEPIN,  
PIERCE, POLK, RUSK, ST. CROIX, SAWYER AND WASHBURN COUNTIES

	Rates	Fringes
BRICKLAYER.....	\$ 39.32	26.74

-----  
\* BRWI0034-002 06/01/2023

COLUMBIA AND SAUK COUNTIES

	Rates	Fringes
BRICKLAYER.....	\$ 41.56	26.19

-----  
CARP0068-011 05/02/2022

BURNETT (W. of Hwy 48), PIERCE (W. of Hwy 29), POLK (W. of Hwys  
35, 48 & 65), AND ST. CROIX (W. of Hwy 65) COUNTIES

	Rates	Fringes
Carpenter & Piledrivermen.....	\$ 41.19	27.05

-----  
\* CARP0264-003 06/05/2023

KENOSHA, MILWAUKEE, OZAUKEE, RACINE, WAUKESHA, AND WASHINGTON

COUNTIES

	Rates	Fringes
CARPENTER.....	\$ 41.91	29.72

\* CARP0310-002 06/05/2023

Ashland, Bayfield, Forest, Iron, Langlade, Lincoln, Marathon,  
Oneida, Shawano, Taylor and Vilas

	Rates	Fringes
CARPENTER.....	\$ 38.86	27.06
Piledriver.....	\$ 39.43	27.02

\* CARP0314-001 06/05/2023

Columbia, Dane, Dodge, Grant, Green, Iowa, Jefferson,  
Lafayette, Richland, Rock, Sauk and Walworth

	Rates	Fringes
CARPENTER.....	\$ 38.86	27.06
Piledriver.....	\$ 39.43	27.02

CARP0361-004 05/01/2018

BAYFIELD (West of Hwy 63) AND DOUGLAS COUNTIES

	Rates	Fringes
CARPENTER.....	\$ 36.15	20.43

\* CARP0731-002 06/05/2023

Calumet (Eastern portion of the County), Fond Du Lac, Manitowoc  
and Sheboygan

	Rates	Fringes
CARPENTER.....	\$ 38.86	27.06
Piledriver.....	\$ 39.43	27.02

\* CARP0804-001 06/05/2023

Adams, Juneau, Portage and Wood

	Rates	Fringes
CARPENTER.....	\$ 38.86	27.06
Piledriver.....	\$ 39.43	27.02

\* CARP0955-002 06/05/2023

Calumet (western portion of County), Fond Du Lac, Green Lake,  
Marquette, Outagamie and Winnebago

Rates Fringes

CARPENTER.....	\$ 38.86	27.06
PILEDRIVER.....	\$ 39.43	27.02

-----  
 \* CARP1056-002 06/01/2023

	Rates	Fringes
MILLWRIGHT.....	\$ 40.00	27.77

-----  
 \* CARP1074-002 06/05/2023

Barron, Burnett, Chippewa, Clark, Dunn, Eau Claire, Pepin,  
 Pierce, Polk, Rusk, Sawyer, St. Croix and Washburn

	Rates	Fringes
CARPENTER.....	\$ 38.86	27.06
PILEDRIVER.....	\$ 39.43	27.02

-----  
 \* CARP1143-002 06/05/2023

BUFFALO, CRAWFORD, JACKSON, LA CROSSE, MONROE, TREMPLEALEU AND  
 VERNON COUNTIES

	Rates	Fringes
CARPENTER.....	\$ 38.86	27.06
PILEDRIVER.....	\$ 39.43	27.02

-----  
 \* CARP1146-002 06/05/2023

Brown, Door, Florence, Kewaunee, Marinette, Menominee and  
 Shawano

	Rates	Fringes
CARPENTER.....	\$ 38.86	27.06
PILEDRIVER.....	\$ 39.43	27.02

-----  
 \* CARP2337-009 06/05/2023

KENOSHA, MILWAUKEE, OZAUKEE, RACINE, WASHINGTON, AND WAUKESHA

	Rates	Fringes
PILEDRIVERMAN.....	\$ 39.22	34.01

-----  
 ELEC0014-002 12/25/2022

ASHLAND, BARRON, BAYFIELD, BUFFALO, BURNETT, CHIPPEWA, CLARK  
 (except Maryville, Colby, Unity, Sherman, Fremont, Lynn &  
 Sherwood), CRAWFORD, DUNN, EAU CLAIRE, GRANT, IRON, JACKSON, LA  
 CROSSE, MONROE, PEPIN, PIERCE, POLK, PRICE, RICHLAND, RUSK, ST  
 CROIX, SAWYER, TAYLOR, TREMPLEALEU, VERNON, AND WASHBURN  
 COUNTIES

	Rates	Fringes
Electricians:.....	\$ 39.25	22.34

-----  
 ELEC0014-007 05/29/2022

REMAINING COUNTIES

	Rates	Fringes
Teledata System Installer Installer/Technician.....	\$ 29.63	3%+16.18

Low voltage construction, installation, maintenance and removal of teledata facilities (voice, data, and video) including outside plant, telephone and data inside wire, interconnect, terminal equipment, central offices, PABX, fiber optic cable and equipment, micro waves, V-SAT, bypass, CATV, WAN (wide area networks), LAN (local area networks), and ISDN (integrated systems digital network).

-----  
ELEC0127-002 06/01/2023

KENOSHA COUNTY

	Rates	Fringes
Electricians:.....	\$ 46.05	30%+13.15

-----  
ELEC0158-002 05/30/2021

BROWN, DOOR, KEWAUNEE, MANITOWOC (except Schleswig), MARINETTE(Wausaukee and area South thereof), OCONTO, MENOMINEE (East of a line 6 miles West of the West boundary of Oconto County), SHAWANO (Except Area North of Townships of Aniwa and Hutchins) COUNTIES

	Rates	Fringes
ELECTRICIAN.....	\$ 36.14	29.75%+10.26

-----  
ELEC0159-003 05/30/2021

COLUMBIA, DANE, DODGE (Area West of Hwy 26, except Chester and Emmet Townships), GREEN, LAKE (except Townships of Berlin, Seneca, and St. Marie), IOWA, MARQUETTE (except Townships of Neshkoka, Crystal Lake, Newton, and Springfield), and SAUK COUNTIES

	Rates	Fringes
ELECTRICIAN.....	\$ 43.38	23.13

-----  
ELEC0219-004 06/01/2019

FLORENCE COUNTY (Townships of Aurora, Commonwealth, Fern, Florence and Homestead) AND MARINETTE COUNTY (Township of Niagara)

	Rates	Fringes
Electricians:		
Electrical contracts over \$180,000.....	\$ 33.94	21.80
Electrical contracts under \$180,000.....	\$ 31.75	21.73

-----  
ELEC0242-005 05/30/2021

DOUGLAS COUNTY

	Rates	Fringes
Electricians:.....	\$ 41.37	69.25%

-----  
\* ELEC0388-002 06/01/2023

ADAMS, CLARK (Colby, Freemont, Lynn, Mayville, Sherman, Sherwood, Unity), FOREST, JUNEAU, LANGLADE, LINCOLN, MARATHON, MARINETTE (Beecher, Dunbar, Goodman & Pembine), MENOMINEE (Area West of a line 6 miles West of the West boundary of Oconto County), ONEIDA, PORTAGE, SHAWANO (Aniwa and Hutchins), VILAS AND WOOD COUNTIES

	Rates	Fringes
Electricians:.....	\$ 38.74	26%+11.76

-----  
ELEC0430-002 06/01/2023

RACINE COUNTY (Except Burlington Township)

	Rates	Fringes
Electricians:.....	\$ 46.70	25.02

-----  
ELEC0494-005 06/01/2022

MILWAUKEE, OZAUKEE, WASHINGTON, AND WAUKESHA COUNTIES

	Rates	Fringes
Electricians:.....	\$ 46.38	25.86

-----  
ELEC0494-006 06/01/2021

CALUMET (Township of New Holstein), DODGE (East of Hwy 26 including Chester Township), FOND DU LAC, MANITOWOC (Schleswig), and SHEBOYGAN COUNTIES

	Rates	Fringes
Electricians:.....	\$ 37.91	22.74

-----  
ELEC0494-013 05/29/2022

DODGE (East of Hwy 26 including Chester Twp, excluding Emmet Twp), FOND DU LAC (Except Waupun), MILWAUKEE, OZAUKEE, MANITOWOC (Schleswig), WASHINGTON, AND WAUKESHA COUNTIES

	Rates	Fringes
Sound & Communications		
Installer.....	\$ 22.39	18.80
Technician.....	\$ 33.19	21.12

Installation, testing, maintenance, operation and servicing of all sound, intercom, telephone interconnect, closed



circuit TV systems, radio systems, background music systems, language laboratories, electronic carillon, antenna distribution systems, clock and program systems and low-voltage systems such as visual nurse call, audio/visual nurse call systems, doctors entrance register systems. Includes all wire and cable carrying audio, visual, data, light and radio frequency signals. Includes the installation of conduit, wiremold, or raceways in existing structures that have been occupied for six months or more where required for the protection of the wire or cable, but does not mean a complete conduit or raceway system. work covered does not include the installation of conduit, wiremold or any raceways in any new construction, or the installation of power supply outlets by means of which external electric power is supplied to any of the foregoing equipment or products

-----  
 ELEC0577-003 06/01/2022

CALUMET (except Township of New Holstein), GREEN LAKE (N. part including Townships of Berlin, St Marie, and Seneca), MARQUETTE (N. part including Townships of Crystal Lake, Neshkoro, Newton, and Springfield), OUTAGAMIE, WAUPACA, WAUSHARA, AND WINNEBAGO COUNTIES

	Rates	Fringes
Electricians:.....	\$ 37.41	29.50%+10.00

-----  
 ELEC0890-003 06/01/2022

DODGE (Emmet Township only), GREEN, JEFFERSON, LAFAYETTE, RACINE (Burlington Township), ROCK AND WALWORTH COUNTIES

	Rates	Fringes
Electricians:.....	\$ 40.70	25.95%+11.26

-----  
 ELEC0953-001 06/02/2019

	Rates	Fringes
Line Construction:		
(1) Lineman.....	\$ 47.53	21.43
(2) Heavy Equipment Operator.....	\$ 42.78	19.80
(3) Equipment Operator.....	\$ 38.02	18.40
(4) Heavy Groundman Driver..	\$ 33.27	16.88
(5) Light Groundman Driver..	\$ 30.89	16.11
(6) Groundsman.....	\$ 26.14	14.60

-----  
 ENGI0139-005 06/01/2023

	Rates	Fringes
Power Equipment Operator		
Group 1.....	\$ 43.77	27.40
Group 2.....	\$ 43.27	27.40
Group 3.....	\$ 42.77	27.40
Group 4.....	\$ 42.51	27.40
Group 5.....	\$ 42.22	27.40
Group 6.....	\$ 36.32	27.40

#### HAZARDOUS WASTE PREMIUMS:

EPA Level "A" protection - \$3.00 per hour  
EPA Level "B" protection - \$2.00 per hour  
EPA Level "C" protection - \$1.00 per hour

#### POWER EQUIPMENT OPERATORS CLASSIFICATIONS

GROUP 1: Cranes, tower cranes, and derricks with or without attachments with a lifting capacity of over 100 tons; or cranes, tower cranes, and derricks with boom, leads and/or jib lengths measuring 176 feet or longer.

GROUP 2: Cranes, tower cranes and derricks with or without attachments with a lifting capacity of 100 tons or less; or cranes, tower cranes, and derricks with boom, leads, and/or jibs lengths measuring 175 feet or under and Backhoes (excavators) weighing 130,000 lbs and over; caisson rigs; pile driver; dredge operator; dredge engineer; Boat Pilot.

GROUP 3: Mechanic or welder - Heavy duty equipment; cranes with a lifting capacity of 25 tons or under; concrete breaker (manual or remote); vibratory/sonic concrete breaker; concrete laser screed; concrete slipform paver; concrete batch plant operator; concrete pvt. spreader - heavy duty (rubber tired); concrete spreader & distributor; automatic subgrader (concrete); concrete grinder & planing machine; concrete slipform curb & gutter machine; slipform concrete placer; tube finisher; hydro blaster (10,000 psi & over); bridge paver; concrete conveyor system; concrete pump; Rotec type Conveyor; stabilizing mixer (self-propelled); shoulder widener; asphalt plant engineer; bituminous paver; bump cutter & grooving machine; milling machine; screed (bituminous paver); asphalt heater, planer & scarifier; Backhoes (excavators) weighing under 130,000 lbs; grader or motor patrol; tractor (scraper, dozer, pusher, loader); scraper - rubber tired (single or twin engine); endloader; hydraulic backhoe (tractor type); trenching machine; skid rigs; tractor, side boom (heavy); drilling or boring machine (mechanical heavy); roller over 5 tons; percussion or rotary drilling machine; air track; blaster; loading machine (conveyor); tugger; boatmen; winches & A-frames; post driver; material hoist.

GROUP 4: Greaser, roller steel (5 tons or less); roller (pneumatic tired) - self propelled; tractor (mounted or towed compactors & light equipment); shouldering machine; self-propelled chip spreader; concrete spreader; finishing machine; mechanical float; curing machine; power subgrader; joint sawer (multiple blade) belting machine; burlap machine; texturing machine; tractor endloader (rubber tired) - light; jeep digger; forklift; mulcher; launch operator; fireman, environmental burner

GROUP 5: Air compressor; power pack; vibrator hammer and extractor; heavy equipment, leadman; tank car heaters; stump chipper; curb machine operator; Concrete proportioning plants; generators; mudjack operator; rock breaker; crusher or screening plant; screed (milling machine); automatic belt conveyor and surge bin; pug mill operator; Oiler, pump (over 3 inches); Drilling Machine Tender, day light machine

GROUP 6: Off-road material hauler with or without ejector.

-----  
IRON0008-002 06/01/2023

BROWN, CALUMET, DOOR, FOND DU LAC, KEWAUNEE, MANITOWOC,  
MARINETTE, OCONTO, OUTAGAMI, SHAWANO, SHEBOYGAN, AND WINNEBAGO  
COUNTIES:

	Rates	Fringes
IRONWORKER.....	\$ 43.40	30.67

Paid Holidays: New Year's Day, Memorial Day, July 4th, Labor  
Day, Thanksgiving Day & Christmas Day.

-----  
IRON0008-003 06/01/2023

KENOSHA, MILWAUKEE, OZAUKEE, RACINE, WALWORTH (N.E. 2/3),  
WASHINGTON, AND WAUKESHA COUNTIES

	Rates	Fringes
IRONWORKER.....	\$ 41.73	30.67

Paid Holidays: New Year's Day, Memorial Day, July 4th, Labor  
Day, Thanksgiving Day & Christmas Day.

-----  
IRON0383-001 06/01/2023

ADAMS, COLUMBIA, CRAWFORD, DANE, DODGE, FLORENCE, FOREST,  
GRANT, GREENE, (Excluding S.E. tip), GREEN LAKE, IOWA,  
JEFFERSON, JUNEAU, LA CROSSE, LAFAYETTE, LANGLADE, MARATHON,  
MARQUETTE, MENOMINEE, MONROE, PORTAGE, RICHLAND, ROCK (Northern  
area, vicinity of Edgerton and Milton), SAUK, VERNON, WAUPACA,  
WAUSHARA, AND WOOD COUNTIES

	Rates	Fringes
IRONWORKER.....	\$ 41.00	30.13

-----  
\* IRON0498-005 06/01/2023

GREEN (S.E. 1/3), ROCK (South of Edgerton and Milton), and  
WALWORTH (S.W. 1/3) COUNTIES:

	Rates	Fringes
IRONWORKER.....	\$ 45.18	47.08

-----  
\* IRON0512-008 04/30/2023

BARRON, BUFFALO, CHIPPEWA, CLARK, DUNN, EAU CLAIRE, JACKSON,  
PEPIN, PIERCE, POLK, RUSK, ST CROIX, TAYLOR, AND TREMPLEAU  
COUNTIES

	Rates	Fringes
IRONWORKER.....	\$ 43.00	34.11

-----

\* IRON0512-021 04/30/2023

ASHLAND, BAYFIELD, BURNETT, DOUGLAS, IRON, LINCOLN, ONEIDA,  
PRICE, SAWYER, VILAS AND WASHBURN COUNTIES

	Rates	Fringes
IRONWORKER.....	\$ 39.14	34.00

-----  
LAB00113-002 06/01/2023

MILWAUKEE AND WAUKESHA COUNTIES

	Rates	Fringes
LABORER		
Group 1.....	\$ 33.56	23.86
Group 2.....	\$ 33.71	23.86
Group 3.....	\$ 33.91	23.86
Group 4.....	\$ 34.06	23.86
Group 5.....	\$ 34.21	23.86
Group 6.....	\$ 30.05	23.86

LABORERS CLASSIFICATIONS

GROUP 1: General Laborer; Tree Trimmer; Conduit Layer; Demolition and Wrecking Laborer; Guard Rail, Fence, and Bridge Builder; Landscaper; Multiplate Culvert Assembler; Stone Handler; Bituminous Worker (Shoveler, Loader, and Utility Man); Batch Truck Dumper or Cement Handler; Bituminous Worker (Dumper, Ironer, Smoother, and Tamper); Concrete Handler

GROUP 2: Air Tool Operator; Joint Sawyer and Filler (Pavement); Vibrator or Tamper Operator (Mechanical Hand Operated); Chain Saw Operator; Demolition Burning Torch Laborer

GROUP 3: Bituminous Worker (Raker and Luteman); Formsetter (Curb, Sidewalk, and Pavement); Strike Off Man

GROUP 4: Line and Grade Specialist

GROUP 5: Blaster and Powderman

GROUP 6: Flagperson; traffic control person

-----  
LAB00113-003 06/01/2023

OZAUKEE AND WASHINGTON COUNTIES

	Rates	Fringes
LABORER		
Group 1.....	\$ 32.81	23.86
Group 2.....	\$ 32.91	23.86
Group 3.....	\$ 32.96	23.86
Group 4.....	\$ 33.16	23.86
Group 5.....	\$ 33.01	23.86
Group 6.....	\$ 29.90	23.86

LABORERS CLASSIFICATIONS

GROUP 1: General Laborer; Tree Trimmer; Conduit Layer; Demolition and Wrecking Laborer; Guard Rail, Fence, and Bridge Builder; Landscaper; Multiplate Culvert Assembler; Stone Handler; Bituminous Worker (Shoveler, Loader, and Utility Man); Batch Truck Dumper or Cement Handler; Bituminous Worker (Dumper, Ironer, Smoother, and Tamper); Concrete Handler

GROUP 2: Air Tool Operator; Joint Sawyer and Filler (Pavement); Vibrator or Tamper Operator (Mechanical Hand Operated);

GROUP 3: Bituminous Worker (Raker and Luteman); Formsetter (Curb, Sidewalk, and Pavement); Strike Off Man

GROUP 4: Line and Grade Specialist

GROUP 5: Blaster; powderman

GROUP 6: Flagperson and Traffic Control Person

-----  
LAB00113-011 06/01/2023

KENOSHA AND RACINE COUNTIES

	Rates	Fringes
LABORER		
Group 1.....	\$ 32.62	23.86
Group 2.....	\$ 32.77	23.86
Group 3.....	\$ 32.97	23.86
Group 4.....	\$ 32.94	23.86
Group 5.....	\$ 33.27	23.86
Group 6.....	\$ 29.76	23.86

LABORERS CLASSIFICATIONS:

GROUP 1: General laborer; Tree Trimmer; Conduit Layer; Demolition and Wrecking Laborer; Guard Rail, Fence, and Bridge Builder; Landscaper; Multiplate Culvert Assembler; Stone Handler; Bituminous Worker (Shoveler, Loader, and Utility Man); Batch Truck Dumper or Cement Handler; Bituminous worker (Dumper, Ironer, Smoother, and Tamper); Concrete Handler

GROUP 2: Air Tool Operator; Joint Sawyer and Filler (Pavement); Vibrator or Tamper Operator (Mechanical Hand Operated); Chain Saw Operator; Demolition Burning Torch Laborer

GROUP 3: Bituminous Worker (Raker and Luteman); Formsetter (Curb, Sidewalk, and Pavement); Strike Off Man

GROUP 4: Line and Grade Specialist

GROUP 5: Blaster and Powderman

GROUP 6: Flagman; traffic control person

-----  
LAB00140-002 06/01/2023

ADAMS, ASHLAND, BARRON, BAYFIELD, BROWN, BUFFALO, BURNETT, CALUMET, CHIPPEWA, CLARK, COLUMBIA, CRAWFORD, DODGE, DOOR,

DOUGLAS, DUNN, EAU CLAIRE, FLORENCE, FOND DU LAC, FOREST,  
 GRANT, GREEN, GREEN LAKE, IRON, JACKSON, JUNEAU, IOWA,  
 JEFFERSON, KEWAUNEE, LA CROSSE, LAFAYETTE, LANGLADE, LINCOLN,  
 MANITOWOC, MARATHON, MARINETTE, MARQUETTE, MENOMINEE, MONROE,  
 OCONTO, ONEIDA, OUTAGAMIE, PEPIN, PIERCE, POLK, PORTAGE, PRICE,  
 RICHLAND, ROCK, RUSK, SAUK, SAWYER, SHAWANO, SHEBOYGAN, ST.  
 CROIX, TAYLOR, TREMPLEAU, VERNON, VILLAS, WALWORTH, WASHBURN,  
 WAUPACA, WAUSHARA, WINNEBAGO, AND WOOD COUNTIES

	Rates	Fringes
LABORER		
Group 1.....	\$ 37.57	19.25
Group 2.....	\$ 37.67	19.25
Group 3.....	\$ 37.72	19.25
Group 4.....	\$ 37.92	19.25
Group 5.....	\$ 37.77	19.25
Group 6.....	\$ 34.20	19.25

LABORER CLASSIFICATIONS

GROUP 1: General Laborer; Tree Trimmer; Conduit Layer;  
 Demolition and Wrecking Laborer; Guard Rail, Fence, and  
 Bridge Builder; Landscaper; Multiplate Culvert Assembler;  
 Stone Handler; Bituminous Worker (Shoveler, Loader, and  
 Utility Man); Batch Truck Dumper or Cement Handler;  
 Bituminous Worker (Dumper, Ironer, Smoother and Tamper);  
 Concrete Handler

GROUP 2: Air Tool Operator; Joint Sawyer and Filler  
 (Pavement); Vibrator or Tamper Operator (Mechanical Hand  
 Operated); Chain Saw Operator, Demolition Burning Torch  
 Laborer

GROUP 3: Bituminous Worker (Raker and Luteman); Formsetter  
 (Curb, Sidewalk and Pavement); Strike Off Man

GROUP 4: Line and Grade Specialist

GROUP 5: Blaster; powderman

GROUP 6: Flagperson; Traffic Control

-----  
 LAB00464-003 06/01/2023

DANE COUNTY

	Rates	Fringes
LABORER		
Group 1.....	\$ 37.85	19.25
Group 2.....	\$ 37.95	19.25
Group 3.....	\$ 38.00	19.25
Group 4.....	\$ 38.20	19.25
Group 5.....	\$ 38.05	19.25
Group 6.....	\$ 34.20	19.25

LABORERS CLASSIFICATIONS:

GROUP 1: General Laborer; Tree Trimmer; Conduit Layer;  
 Demolition and Wrecking Laborer; Guard Rail, Fence, and  
 Bridge Builder; Landscaper; Multiplate Culvert Assembler;  
 Stone Handler; Bituminous Worker (Shoveler, Loader, and

Utility Man); Batch Truck Dumper or Cement Handler;  
Bituminous Worker (Dumper, Ironer, Smoother, and Tamper);  
Concrete Handler

GROUP 2: Air Tool Operator; Joint Sawyer and Filler  
(Pavement); Vibrator or Tamper Operator (Mechanical Hand  
Operated); Chain Saw Operator; Demolition Burning Torch  
Laborer

GROUP 3: Bituminous Worker (Raker and Luteman); Formsetter  
(Curb, Sidewalk, and Pavement); Strike Off Man

GROUP 4: Line and Grade Specialist

GROUP 5: Blaster; Powderman

GROUP 6: Flagperson and Traffic Control Person

-----  
PAIN0106-008 05/01/2023

ASHLAND, BAYFIELD, BURNETT, AND DOUGLAS COUNTIES

	Rates	Fringes
Painters:		
New:		
Brush, Roller.....	\$ 34.59	24.84
Spray, Sandblast, Steel....	\$ 35.19	24.84
Repaint:		
Brush, Roller.....	\$ 33.09	24.84
Spray, Sandblast, Steel....	\$ 33.69	24.84

-----  
PAIN0108-002 06/01/2023

RACINE COUNTY

	Rates	Fringes
Painters:		
Brush, Roller.....	\$ 41.04	21.95
Spray & Sandblast.....	\$ 42.04	21.95

-----  
PAIN0259-002 05/01/2008

BARRON, CHIPPEWA, DUNN, EAU CLAIRE, PEPIN, PIERCE, POLK, RUSK,  
SAWYER, ST. CROIX, AND WASHBURN COUNTIES

	Rates	Fringes
PAINTER.....	\$ 24.11	12.15

-----  
PAIN0259-004 05/01/2015

BUFFALO, CRAWFORD, JACKSON, LA CROSSE, MONROE, TREMPLEAU, AND  
VERNON COUNTIES

	Rates	Fringes
PAINTER.....	\$ 22.03	12.45

-----  
PAIN0781-002 06/01/2023

JEFFERSON, MILWAUKEE, OZAUKEE, WASHINGTON, AND WAUKESHA COUNTIES

	Rates	Fringes
Painters:		
Bridge.....	\$ 39.84	24.86
Brush.....	\$ 39.09	24.86
Spray & Sandblast.....	\$ 39.84	24.86

-----  
PAIN0802-002 06/01/2023

COLUMBIA, DANE, DODGE, GRANT, GREEN, IOWA, LAFAYETTE, RICHLAND,  
ROCK, AND SAUK COUNTIES

	Rates	Fringes
PAINTER		
Brush.....	\$ 35.00	20.62

PREMIUM PAY:  
Structural Steel, Spray, Bridges = \$1.00 additional per  
hour.

-----  
PAIN0802-003 06/01/2023

ADAMS, BROWN, CALUMET, CLARK, DOOR, FOND DU LAC, FOREST, GREEN  
LAKE, IRON, JUNEAU, KEWAUNEE, LANGLADE, LINCOLN, MANITOWOC,  
MARATHON, MARINETTE, MARQUETTE, MENOMINEE, OCONTO, ONEIDA,  
OUTAGAMIE, PORTAGE, PRICE, SHAWANO, SHEBOYGAN, TAYLOR, VILAS,  
WAUSHARA, WAUPACA, WINNEBAGO, AND WOOD COUNTIES

	Rates	Fringes
PAINTER.....	\$ 35.00	20.62

-----  
PAIN0934-001 06/01/2022

KENOSHA AND WALWORTH COUNTIES

	Rates	Fringes
Painters:		
Brush.....	\$ 36.70	24.69
Spray.....	\$ 37.70	24.69
Structural Steel.....	\$ 36.85	24.69

-----  
PAIN1011-002 06/06/2021

FLORENCE COUNTY

	Rates	Fringes
Painters:.....	\$ 26.71	14.38

-----  
PLAS0599-002 06/01/2023

	Rates	Fringes
CEMENT MASON/CONCRETE FINISHER		
Area A.....	\$ 45.17	27.27
Area B.....	\$ 39.97	25.02
Area C.....	\$ 40.40	25.25



Area D.....	\$ 41.16	24.49
Area E.....	\$ 40.50	25.14
Area F.....	\$ 36.98	28.67

AREA DESCRIPTIONS

AREA A: ASHLAND, BURNETT, BAYFIELD, DOUGLAS, IRON, PRICE, SAWYER, AND WASHBURN COUNTIES

AREA B: ADAMS, BARRON, BROWN, CALUMET, CHIPPEWA, CLARK, COLUMBIA, DODGE, DOOR, DUNN, FLORENCE, FOND DU LAC, FOREST, GREEN LAKE, JEFFERSON, KEWAUNEE, LANGLADE, LINCOLN, MANITOWOC, MARATHON, MARINETTE, MARQUETTE, MENOMINEE, OCONTO, ONEIDA, OUTAGAMIE, POLK, PORTAGE, RUSK, ST. CROIX, SAUK, SHAWANO, SHEBOYGAN, TAYLOR, VILAS, WALWORTH, WAUPACA, WAUSHARA, WINNEBAGO, AND WOOD COUNTIES

AREA C: BUFFALO, CRAWFORD, EAU CLAIRE, JACKSON, JUNEAU, LA CROSSE, MONROE, PEPIN, PIERCE, RICHLAND, TREMPLEAU, AND VERNON COUNTIES

AREA D: MILWAUKEE, OZAUKEE, WASHINGTON, AND WAUKESHA COUNTIES

AREA E: DANE, GRANT, GREEN, IOWA, LAFAYETTE, AND ROCK COUNTIES

AREA F: KENOSHA AND RACINE COUNTIES

-----  
TEAM0039-001 06/01/2023

	Rates	Fringes
TRUCK DRIVER		
1 & 2 Axles.....	\$ 35.57	26.09
3 or more Axles; Euclids, Dumpton & Articulated, Truck Mechanic.....	\$ 35.72	26.09

-----  
WELDERS - Receive rate prescribed for craft performing operation to which welding is incidental.

=====  
Note: Executive Order (EO) 13706, Establishing Paid Sick Leave for Federal Contractors applies to all contracts subject to the Davis-Bacon Act for which the contract is awarded (and any solicitation was issued) on or after January 1, 2017. If this contract is covered by the EO, the contractor must provide employees with 1 hour of paid sick leave for every 30 hours they work, up to 56 hours of paid sick leave each year. Employees must be permitted to use paid sick leave for their own illness, injury or other health-related needs, including preventive care; to assist a family member (or person who is like family to the employee) who is ill, injured, or has other health-related needs, including preventive care; or for reasons resulting from, or to assist a family member (or person who is like family to the employee) who is a victim of, domestic violence, sexual assault, or stalking. Additional information on contractor requirements and worker protections under the EO is available at <https://www.dol.gov/agencies/whd/government-contracts>.

Unlisted classifications needed for work not included within

the scope of the classifications listed may be added after award only as provided in the labor standards contract clauses (29CFR 5.5 (a) (1) (ii)).

-----

The body of each wage determination lists the classification and wage rates that have been found to be prevailing for the cited type(s) of construction in the area covered by the wage determination. The classifications are listed in alphabetical order of ""identifiers"" that indicate whether the particular rate is a union rate (current union negotiated rate for local), a survey rate (weighted average rate) or a union average rate (weighted union average rate).

#### Union Rate Identifiers

A four letter classification abbreviation identifier enclosed in dotted lines beginning with characters other than ""SU"" or ""UAVG"" denotes that the union classification and rate were prevailing for that classification in the survey. Example: PLUM0198-005 07/01/2014. PLUM is an abbreviation identifier of the union which prevailed in the survey for this classification, which in this example would be Plumbers. 0198 indicates the local union number or district council number where applicable, i.e., Plumbers Local 0198. The next number, 005 in the example, is an internal number used in processing the wage determination. 07/01/2014 is the effective date of the most current negotiated rate, which in this example is July 1, 2014.

Union prevailing wage rates are updated to reflect all rate changes in the collective bargaining agreement (CBA) governing this classification and rate.

#### Survey Rate Identifiers

Classifications listed under the ""SU"" identifier indicate that no one rate prevailed for this classification in the survey and the published rate is derived by computing a weighted average rate based on all the rates reported in the survey for that classification. As this weighted average rate includes all rates reported in the survey, it may include both union and non-union rates. Example: SULA2012-007 5/13/2014. SU indicates the rates are survey rates based on a weighted average calculation of rates and are not majority rates. LA indicates the State of Louisiana. 2012 is the year of survey on which these classifications and rates are based. The next number, 007 in the example, is an internal number used in producing the wage determination. 5/13/2014 indicates the survey completion date for the classifications and rates under that identifier.

Survey wage rates are not updated and remain in effect until a new survey is conducted.

#### Union Average Rate Identifiers

Classification(s) listed under the UAVG identifier indicate that no single majority rate prevailed for those classifications; however, 100% of the data reported for the classifications was union data. EXAMPLE: UAVG-OH-0010 08/29/2014. UAVG indicates that the rate is a weighted union average rate. OH indicates the state. The next number, 0010 in

the example, is an internal number used in producing the wage determination. 08/29/2014 indicates the survey completion date for the classifications and rates under that identifier.

A UAVG rate will be updated once a year, usually in January of each year, to reflect a weighted average of the current negotiated/CBA rate of the union locals from which the rate is based.

-----  
WAGE DETERMINATION APPEALS PROCESS

1.) Has there been an initial decision in the matter? This can be:

- \* an existing published wage determination
- \* a survey underlying a wage determination
- \* a Wage and Hour Division letter setting forth a position on a wage determination matter
- \* a conformance (additional classification and rate) ruling

On survey related matters, initial contact, including requests for summaries of surveys, should be with the Wage and Hour National Office because National Office has responsibility for the Davis-Bacon survey program. If the response from this initial contact is not satisfactory, then the process described in 2.) and 3.) should be followed.

With regard to any other matter not yet ripe for the formal process described here, initial contact should be with the Branch of Construction Wage Determinations. Write to:

Branch of Construction Wage Determinations  
Wage and Hour Division  
U.S. Department of Labor  
200 Constitution Avenue, N.W.  
Washington, DC 20210

2.) If the answer to the question in 1.) is yes, then an interested party (those affected by the action) can request review and reconsideration from the Wage and Hour Administrator (See 29 CFR Part 1.8 and 29 CFR Part 7). Write to:

Wage and Hour Administrator  
U.S. Department of Labor  
200 Constitution Avenue, N.W.  
Washington, DC 20210

The request should be accompanied by a full statement of the interested party's position and by any information (wage payment data, project description, area practice material, etc.) that the requestor considers relevant to the issue.

3.) If the decision of the Administrator is not favorable, an interested party may appeal directly to the Administrative Review Board (formerly the Wage Appeals Board). Write to:

Administrative Review Board  
U.S. Department of Labor  
200 Constitution Avenue, N.W.  
Washington, DC 20210

4.) All decisions by the Administrative Review Board are final.

=====

END OF GENERAL DECISION

..

## **NOTICE TO BIDDERS WAGE RATE DECISION**

The wage rate decision of the Department of Labor which has been incorporated in these advertised specifications is incomplete in that the classifications may be omitted from the Department of Labor's decision.

Since the bidder is responsible, independently, for ascertaining area practice with respect to the necessity, or lack of necessity, for the use of these classifications in the prosecution of the work contemplated by this project, no inference may be drawn from the omission of these classifications concerning prevailing area practices relative to their use. Further, this omission will not, per se, be construed as establishing any governmental liability for increased labor cost if it is subsequently determined that such classifications are required.

There may be omissions and/or errors in the federal wage rates. The bidder is responsible for evaluating and determining the correct applicable rate.

If a project includes multiple types of construction (highway, bridge over navigable water, sanitary sewer and water main, building) and there is not a separate wage determination for this type of work included in the proposal, use the wage determination that is in the proposal.

If a project includes multiple types of construction, different wage rate determinations may be inserted into the contract (WI10/Highway = in all WisDOT highway contracts, WI15/Heavy = bridge over navigable water per USDOL and US Coast Guard designation, WI8/Heavy (Sewer & Water Line & Tunnel) = sanitary sewer and water main if the cost is more than 20% of the contract and/or at least \$1,000,000, and Building). If multiple wage rate determinations are inserted into the contract, use the classification in the wage determination for the work being done. Use WI15 wage rates when working on the bridge and/or structure from bank to bank. Use WI8 wage rates when working on any sanitary sewer or water main work. Use Building wage rates for all work done within the footprint of the building. Use WI10 wage rates for all other highway work in the contract and approaches to structures. For example, if a laborer is working within the footprint of a building, use the Laborer rate in the Building wage determination inserted in the contract. If a laborer is working on a bridge/structure within the banks, use the Laborer rate in the WI15/Heavy wage determination if inserted in the contract. If the laborer is working on the highway, use the Laborer rate in the WI10/Highway wage determination.



Proposal Schedule of Items

Proposal ID: 20240109008 Project(s): 1090-09-76

Federal ID(s): WISC 2024113

SECTION: 0001 Roadway

Alt Set ID: Alt Mbr ID:

Proposal Line Number	Item ID Description	Approximate Quantity and Units	Unit Price	Bid Amount
0002	108.4400 CPM Progress Schedule	1.000 EACH	_____.	_____.
0004	201.0205 Grubbing	279.000 STA	_____.	_____.
0006	203.0220 Removing Structure (structure) 01. C-67-12	1.000 EACH	_____.	_____.
0008	204.0110 Removing Asphaltic Surface	40.000 SY	_____.	_____.
0010	204.0115 Removing Asphaltic Surface Butt Joints	1,738.000 SY	_____.	_____.
0012	204.0120 Removing Asphaltic Surface Milling	257,258.000 SY	_____.	_____.
0014	204.0126.S Removing Asphaltic Longitudinal Notched Wedge Joint Milling	57,236.000 LF	_____.	_____.
0016	204.0150 Removing Curb & Gutter	805.000 LF	_____.	_____.
0018	204.0155 Removing Concrete Sidewalk	124.000 SY	_____.	_____.
0020	204.0165 Removing Guardrail	1,815.000 LF	_____.	_____.
0022	204.0170 Removing Fence	188.000 LF	_____.	_____.
0024	204.0245 Removing Storm Sewer (size) 01. 36- Inch	16.000 LF	_____.	_____.
0026	204.0245 Removing Storm Sewer (size) 02. 18- Inch	16.000 LF	_____.	_____.
0028	204.9035.S Removing (item description) 01. RIPRAP	7.000 CY	_____.	_____.



Proposal Schedule of Items

Proposal ID: 20240109008 Project(s): 1090-09-76

Federal ID(s): WISC 2024113

SECTION: 0001 Roadway

Alt Set ID: Alt Mbr ID:

Proposal Line Number	Item ID Description	Approximate Quantity and Units	Unit Price	Bid Amount
0030	204.9060.S Removing (item description) 01. APRON ENDWALL FOR CULVERT PIPE REINFORCED CONCRETE 18-INCH	2.000 EACH	_____.	_____.
0032	204.9060.S Removing (item description) 02. APRON ENDWALL FOR CULVERT PIPE REINFORCED CONCRETE 30-INCH	1.000 EACH	_____.	_____.
0034	204.9060.S Removing (item description) 03. APRON ENDWALL FOR CULVERT PIPE REINFORCED CONCRETE 36-INCH	1.000 EACH	_____.	_____.
0036	204.9060.S Removing (item description) 04. APRON ENDWALL FOR CULVERT PIPE REINFORCED CONCRETE 42-INCH	3.000 EACH	_____.	_____.
0038	204.9090.S Removing (item description) 01. UNDERDRAIN	18.000 LF	_____.	_____.
0040	205.0100 Excavation Common	431.000 CY	_____.	_____.
0042	206.2001 Excavation for Structures Culverts (structure) 01. C-67-12	1.000 EACH	_____.	_____.
0044	206.5001 Cofferdams (structure) 01. C-67-12	1.000 EACH	_____.	_____.
0046	208.0100 Borrow	414.000 CY	_____.	_____.
0048	210.2500 Backfill Structure Type B	130.000 TON	_____.	_____.
0050	213.0100 Finishing Roadway (project) 01. 1090-09-76	1.000 EACH	_____.	_____.
0052	305.0110 Base Aggregate Dense 3/4-Inch	1,057.000 TON	_____.	_____.
0054	390.0100 Removing Pavement for Base Patching	13,444.000 CY	_____.	_____.



Proposal Schedule of Items

Proposal ID: 20240109008 Project(s): 1090-09-76

Federal ID(s): WISC 2024113

SECTION: 0001 Roadway

Alt Set ID: Alt Mbr ID:

Proposal Line Number	Item ID Description	Approximate Quantity and Units	Unit Price	Bid Amount
0056	390.0405 Base Patching Concrete SHES	13,444.000 CY	_____.	_____.
0058	416.0610 Drilled Tie Bars	10,350.000 EACH	_____.	_____.
0060	416.0620 Drilled Dowel Bars	27,306.000 EACH	_____.	_____.
0062	416.0752.S Concrete Pavement Partial Depth Repair Crack Repair	62.000 LF	_____.	_____.
0064	416.1710 Concrete Pavement Repair	219.000 SY	_____.	_____.
0066	416.1720 Concrete Pavement Replacement	141.000 SY	_____.	_____.
0068	416.1725 Concrete Pavement Replacement SHES	903.000 SY	_____.	_____.
0070	455.0605 Tack Coat	27,322.000 GAL	_____.	_____.
0072	460.0105.S HMA Percent Within Limits (PWL) Test Strip Volumetrics	1.000 EACH	_____.	_____.
0074	460.0110.S HMA Percent Within Limits (PWL) Test Strip Density	1.000 EACH	_____.	_____.
0076	460.0115.S HMA Pavement Test Strip Volumetrics	1.000 EACH	_____.	_____.
0078	460.0120.S HMA Pavement Test Strip Density	1.000 EACH	_____.	_____.
0080	460.2000 Incentive Density HMA Pavement	11,030.000 DOL	1.00000	11,030.00
0082	460.2005 Incentive Density PWL HMA Pavement	21,420.000 DOL	1.00000	21,420.00
0084	460.2007 Incentive Density HMA Pavement Longitudinal Joints	11,450.000 DOL	1.00000	11,450.00





Proposal Schedule of Items

Proposal ID: 20240109008 Project(s): 1090-09-76

Federal ID(s): WISC 2024113

SECTION: 0001 Roadway

Alt Set ID: Alt Mbr ID:

Proposal Line Number	Item ID Description	Approximate Quantity and Units	Unit Price	Bid Amount
0086	460.2010 Incentive Air Voids HMA Pavement	40,020.000 DOL	1.00000	40,020.00
0088	460.5224 HMA Pavement 4 LT 58-28 S	978.000 TON	_____.	_____.
0090	460.6224 HMA Pavement 4 MT 58-28 S	18,591.000 TON	_____.	_____.
0092	460.7224 HMA Pavement 4 HT 58-28 S	21,415.000 TON	_____.	_____.
0094	460.8424 HMA Pavement 4 SMA 58-28 H	17,232.000 TON	_____.	_____.
0096	460.9000.S Material Transfer Vehicle	1.000 EACH	_____.	_____.
0098	465.0105 Asphaltic Surface	128.000 TON	_____.	_____.
0100	465.0110 Asphaltic Surface Patching	433.000 TON	_____.	_____.
0102	465.0310 Asphaltic Curb	137.000 LF	_____.	_____.
0104	465.0315 Asphaltic Flumes	33.000 SY	_____.	_____.
0106	465.0510 Asphaltic Rumble Strips, Shoulder Divided Roadway	117,231.000 LF	_____.	_____.
0108	502.4204 Adhesive Anchors No. 4 Bar	26.000 EACH	_____.	_____.
0110	504.0100 Concrete Masonry Culverts	13.000 CY	_____.	_____.
0112	505.0600 Bar Steel Reinforcement HS Coated Structures	1,260.000 LB	_____.	_____.
0114	509.1500 Concrete Surface Repair	425.000 SF	_____.	_____.



Proposal Schedule of Items

Proposal ID: 20240109008 Project(s): 1090-09-76

Federal ID(s): WISC 2024113

SECTION: 0001 Roadway

Alt Set ID: Alt Mbr ID:

Proposal Line Number	Item ID Description	Approximate Quantity and Units	Unit Price	Bid Amount
0116	511.1200 Temporary Shoring (structure) 01. C-67-12	270.000 SF	_____.	_____.
0118	516.0500 Rubberized Membrane Waterproofing	6.000 SY	_____.	_____.
0120	520.8700 Cleaning Culvert Pipes	74.000 EACH	_____.	_____.
0122	522.0118 Culvert Pipe Reinforced Concrete Class III 18-Inch	16.000 LF	_____.	_____.
0124	522.0136 Culvert Pipe Reinforced Concrete Class III 36-Inch	16.000 LF	_____.	_____.
0126	522.1018 Apron Endwalls for Culvert Pipe Reinforced Concrete 18-Inch	2.000 EACH	_____.	_____.
0128	522.1030 Apron Endwalls for Culvert Pipe Reinforced Concrete 30-Inch	1.000 EACH	_____.	_____.
0130	522.1036 Apron Endwalls for Culvert Pipe Reinforced Concrete 36-Inch	1.000 EACH	_____.	_____.
0132	522.1042 Apron Endwalls for Culvert Pipe Reinforced Concrete 42-Inch	3.000 EACH	_____.	_____.
0134	531.1100 Concrete Masonry Ancillary Structures Type NS	5.000 CY	_____.	_____.
0136	531.1140 Steel Reinforcement HS Ancillary Structures Type NS	580.000 LB	_____.	_____.
0138	531.2024 Drilling Shaft 24-Inch	20.000 LF	_____.	_____.
0140	601.0409 Concrete Curb & Gutter 30-Inch Type A	665.000 LF	_____.	_____.
0142	601.0411 Concrete Curb & Gutter 30-Inch Type D	109.000 LF	_____.	_____.



Proposal Schedule of Items

Proposal ID: 20240109008 Project(s): 1090-09-76

Federal ID(s): WISC 2024113

SECTION: 0001 Roadway

Alt Set ID: Alt Mbr ID:

Proposal Line Number	Item ID Description	Approximate Quantity and Units	Unit Price	Bid Amount
0144	601.0553 Concrete Curb & Gutter 4-Inch Sloped 36-Inch Type D	162.000 LF	_____.	_____.
0146	601.0580 Concrete Curb & Gutter 4-Inch Sloped 36-Inch Type R	32.000 LF	_____.	_____.
0148	602.0410 Concrete Sidewalk 5-Inch	1,119.000 SF	_____.	_____.
0150	602.0505 Curb Ramp Detectable Warning Field Yellow	20.000 SF	_____.	_____.
0152	602.3010 Concrete Surface Drains	9.000 CY	_____.	_____.
0154	604.9015.S Reseal Crushed Aggregate Slope Paving	189.000 SY	_____.	_____.
0156	606.0100 Riprap Light	3.000 CY	_____.	_____.
0158	606.0200 Riprap Medium	40.000 CY	_____.	_____.
0160	606.0300 Riprap Heavy	61.000 CY	_____.	_____.
0162	611.8115 Adjusting Inlet Covers	1.000 EACH	_____.	_____.
0164	612.0204 Pipe Underdrain Unperforated 4-Inch	20.000 LF	_____.	_____.
0166	612.0804 Apron Endwalls for Underdrain Reinforced Concrete 4-Inch	1.000 EACH	_____.	_____.
0168	614.0220 Steel Thrie Beam Bullnose Terminal	6.000 EACH	_____.	_____.
0170	614.0230 Steel Thrie Beam	491.000 LF	_____.	_____.
0172	614.0396 Guardrail Mow Strip Asphalt	601.000 SY	_____.	_____.



Proposal Schedule of Items

Proposal ID: 20240109008 Project(s): 1090-09-76

Federal ID(s): WISC 2024113

SECTION: 0001 Roadway

Alt Set ID: Alt Mbr ID:

Proposal Line Number	Item ID Description	Approximate Quantity and Units	Unit Price	Bid Amount
0174	614.0950 Replacing Guardrail Posts and Blocks	39.000 EACH	_____.	_____.
0176	614.0951 Replacing Guardrail Rail and Hardware	47.000 LF	_____.	_____.
0178	614.0953 Replacing EAT Reflective Panel	4.000 EACH	_____.	_____.
0180	614.2300 MGS Guardrail 3	400.000 LF	_____.	_____.
0182	614.2500 MGS Thrie Beam Transition	245.000 LF	_____.	_____.
0184	614.2610 MGS Guardrail Terminal EAT	6.000 EACH	_____.	_____.
0186	614.2620 MGS Guardrail Terminal Type 2	1.000 EACH	_____.	_____.
0188	616.0100 Fence Woven Wire (height) 01. 6-FT	188.000 LF	_____.	_____.
0190	619.1000 Mobilization	1.000 EACH	_____.	_____.
0192	625.0100 Topsoil	50,274.000 SY	_____.	_____.
0194	628.1504 Silt Fence	5,715.000 LF	_____.	_____.
0196	628.1520 Silt Fence Maintenance	5,715.000 LF	_____.	_____.
0198	628.1530.S Silt Fence Heavy Duty	590.000 LF	_____.	_____.
0200	628.1535.S Silt Fence Heavy Duty Maintenance	590.000 LF	_____.	_____.
0202	628.1905 Mobilizations Erosion Control	2.000 EACH	_____.	_____.
0204	628.1910 Mobilizations Emergency Erosion Control	2.000 EACH	_____.	_____.



Proposal Schedule of Items

Proposal ID: 20240109008 Project(s): 1090-09-76

Federal ID(s): WISC 2024113

SECTION: 0001 Roadway

Alt Set ID: Alt Mbr ID:

Proposal Line Number	Item ID Description	Approximate Quantity and Units	Unit Price	Bid Amount
0206	628.2004 Erosion Mat Class I Type B	53,674.000 SY	_____.	_____.
0208	628.2027 Erosion Mat Class II Type C	3,456.000 SY	_____.	_____.
0210	628.7010 Inlet Protection Type B	48.000 EACH	_____.	_____.
0212	628.7015 Inlet Protection Type C	56.000 EACH	_____.	_____.
0214	628.7504 Temporary Ditch Checks	14,303.000 LF	_____.	_____.
0216	628.7555 Culvert Pipe Checks	15.000 EACH	_____.	_____.
0218	628.7560 Tracking Pads	36.000 EACH	_____.	_____.
0220	628.7570 Rock Bags	75.000 EACH	_____.	_____.
0222	629.0210 Fertilizer Type B	34.000 CWT	_____.	_____.
0224	630.0120 Seeding Mixture No. 20	678.000 LB	_____.	_____.
0226	630.0200 Seeding Temporary	310.000 LB	_____.	_____.
0228	630.0400 Seeding Nurse Crop	230.000 LB	_____.	_____.
0230	630.0500 Seed Water	1,280.000 MGAL	_____.	_____.
0232	633.0100 Delineator Posts Steel	368.000 EACH	_____.	_____.
0234	633.0500 Delineator Reflectors	571.000 EACH	_____.	_____.
0236	633.5200 Markers Culvert End	100.000 EACH	_____.	_____.



Proposal Schedule of Items

Proposal ID: 20240109008 Project(s): 1090-09-76

Federal ID(s): WISC 2024113

SECTION: 0001 Roadway

Alt Set ID: Alt Mbr ID:

Proposal Line Number	Item ID Description	Approximate Quantity and Units	Unit Price	Bid Amount
0238	634.0618 Posts Wood 4x6-Inch X 18-FT	92.000 EACH	_____.	_____.
0240	634.0622 Posts Wood 4x6-Inch X 22-FT	2.000 EACH	_____.	_____.
0242	634.0814 Posts Tubular Steel 2x2-Inch X 14-FT	4.000 EACH	_____.	_____.
0244	635.0200 Sign Supports Structural Steel HS	2,800.000 LB	_____.	_____.
0246	635.0300 Sign Supports Replacing Base Connection Bolts	32.000 EACH	_____.	_____.
0248	637.1220 Signs Type I Reflective SH	4,154.500 SF	_____.	_____.
0250	637.2210 Signs Type II Reflective H	499.570 SF	_____.	_____.
0252	637.2215 Signs Type II Reflective H Folding	37.500 SF	_____.	_____.
0254	637.2230 Signs Type II Reflective F	247.500 SF	_____.	_____.
0256	638.2101 Moving Signs Type I	4.000 EACH	_____.	_____.
0258	638.2102 Moving Signs Type II	7.000 EACH	_____.	_____.
0260	638.2601 Removing Signs Type I	32.000 EACH	_____.	_____.
0262	638.2602 Removing Signs Type II	76.000 EACH	_____.	_____.
0264	638.3000 Removing Small Sign Supports	90.000 EACH	_____.	_____.
0266	638.3100 Removing Structural Steel Sign Supports	4.000 EACH	_____.	_____.
0268	643.0300 Traffic Control Drums	39,085.000 DAY	_____.	_____.



Proposal Schedule of Items

Proposal ID: 20240109008 Project(s): 1090-09-76

Federal ID(s): WISC 2024113

SECTION: 0001 Roadway

Alt Set ID: Alt Mbr ID:

Proposal Line Number	Item ID Description	Approximate Quantity and Units	Unit Price	Bid Amount
0270	643.0420 Traffic Control Barricades Type III	7,475.000 DAY	_____.	_____.
0272	643.0500 Traffic Control Flexible Tubular Marker Posts	11.000 EACH	_____.	_____.
0274	643.0600 Traffic Control Flexible Tubular Marker Bases	11.000 EACH	_____.	_____.
0276	643.0705 Traffic Control Warning Lights Type A	14,951.000 DAY	_____.	_____.
0278	643.0715 Traffic Control Warning Lights Type C	5,128.000 DAY	_____.	_____.
0280	643.0800 Traffic Control Arrow Boards	504.000 DAY	_____.	_____.
0282	643.0900 Traffic Control Signs	18,467.000 DAY	_____.	_____.
0284	643.0920 Traffic Control Covering Signs Type II	199.000 EACH	_____.	_____.
0286	643.1050 Traffic Control Signs PCMS	227.000 DAY	_____.	_____.
0288	643.1070 Traffic Control Cones 42-Inch	15.000 DAY	_____.	_____.
0290	643.1205.S Basic Traffic Queue Warning System	199.000 DAY	_____.	_____.
0292	643.1500 Traffic Control Speed Radar Trailer	398.000 DAY	_____.	_____.
0294	643.3165 Temporary Marking Line Paint 6-Inch	262,698.000 LF	_____.	_____.
0296	643.3265 Temporary Marking Line Paint 10-Inch	6,189.000 LF	_____.	_____.
0298	643.4100 Traffic Control Interim Lane Closure	199.000 EACH	_____.	_____.
0300	643.5000 Traffic Control	1.000 EACH	_____.	_____.



Proposal Schedule of Items

Proposal ID: 20240109008 Project(s): 1090-09-76

Federal ID(s): WISC 2024113

SECTION: 0001 Roadway

Alt Set ID: Alt Mbr ID:

Proposal Line Number	Item ID Description	Approximate Quantity and Units	Unit Price	Bid Amount
0302	644.1810 Temporary Pedestrian Barricade	350.000 LF	_____.	_____.
0304	645.0120 Geotextile Type HR	313.000 SY	_____.	_____.
0306	645.0130 Geotextile Type R	13.000 SY	_____.	_____.
0308	646.1020 Marking Line Epoxy 4-Inch	540.000 LF	_____.	_____.
0310	646.2020 Marking Line Epoxy 6-Inch	7,804.000 LF	_____.	_____.
0312	646.2025 Marking Line Grooved Black Epoxy 6-Inch	26,232.000 LF	_____.	_____.
0314	646.2040 Marking Line Grooved Wet Ref Epoxy 6-Inch	134,334.000 LF	_____.	_____.
0316	646.2050 Marking Line Grooved Permanent Tape 6-Inch	26,232.000 LF	_____.	_____.
0318	646.3020 Marking Line Epoxy 8-Inch	5,017.000 LF	_____.	_____.
0320	646.4020 Marking Line Epoxy 10-Inch	1,215.000 LF	_____.	_____.
0322	646.4025 Marking Line Grooved Black Epoxy 10-Inch	576.000 LF	_____.	_____.
0324	646.4050 Marking Line Grooved Permanent Tape 10-Inch	6,011.000 LF	_____.	_____.
0326	646.5020 Marking Arrow Epoxy	49.000 EACH	_____.	_____.
0328	646.5120 Marking Word Epoxy	24.000 EACH	_____.	_____.
0330	646.5220 Marking Symbol Epoxy	5.000 EACH	_____.	_____.





Proposal Schedule of Items

Proposal ID: 20240109008 Project(s): 1090-09-76

Federal ID(s): WISC 2024113

SECTION: 0001 Roadway

Alt Set ID: Alt Mbr ID:

Proposal Line Number	Item ID Description	Approximate Quantity and Units	Unit Price	Bid Amount
0332	646.5520 Marking Outfall Epoxy	242.000 EACH	_____.	_____.
0334	646.6120 Marking Stop Line Epoxy 18-Inch	82.000 LF	_____.	_____.
0336	646.6220 Marking Yield Line Epoxy 18-Inch	11.000 EACH	_____.	_____.
0338	646.6320 Marking Dotted Extension Epoxy 18-Inch	202.000 LF	_____.	_____.
0340	646.6466 Cold Weather Marking Epoxy 6-Inch	18,679.000 LF	_____.	_____.
0342	646.6470 Cold Weather Marking Epoxy 10-Inch	510.000 LF	_____.	_____.
0344	646.7120 Marking Diagonal Epoxy 12-Inch	3,130.000 LF	_____.	_____.
0346	646.7220 Marking Chevron Epoxy 24-Inch	588.000 LF	_____.	_____.
0348	646.7420 Marking Crosswalk Epoxy Transverse Line 6-Inch	102.000 LF	_____.	_____.
0350	646.8120 Marking Curb Epoxy	30.000 LF	_____.	_____.
0352	646.8220 Marking Island Nose Epoxy	3.000 EACH	_____.	_____.
0354	646.8320 Marking Parking Stall Epoxy	4,279.000 LF	_____.	_____.
0356	646.9050 Marking Removal Line Grooved Permanent Tape 4-Inch	1,580.000 LF	_____.	_____.
0358	646.9150 Marking Removal Line Grooved Permanent Tape 8-Inch	3,483.000 LF	_____.	_____.
0360	646.9200 Marking Removal Line Wide	238.000 LF	_____.	_____.



Proposal Schedule of Items

Proposal ID: 20240109008 Project(s): 1090-09-76

Federal ID(s): WISC 2024113

SECTION: 0001 Roadway

Alt Set ID: Alt Mbr ID:

Proposal Line Number	Item ID Description	Approximate Quantity and Units	Unit Price	Bid Amount
0362	646.9300 Marking Removal Special Marking	43.000 EACH	_____.	_____.
0364	646.9400 Marking Removal Plowable Raised Pavement Markers	39.000 EACH	_____.	_____.
0366	652.0700.S Install Conduit into Existing Item	5.000 EACH	_____.	_____.
0368	653.0140 Pull Boxes Steel 24x42-Inch	2.000 EACH	_____.	_____.
0370	653.0905 Removing Pull Boxes	2.000 EACH	_____.	_____.
0372	655.0515 Electrical Wire Traffic Signals 10 AWG	35,380.000 LF	_____.	_____.
0374	670.0101 Field System Integrator	1.000 EACH	_____.	_____.
0376	670.0201 ITS Documentation	1.000 EACH	_____.	_____.
0378	671.0112 Conduit HDPE 1-Duct 2-Inch	205.000 LF	_____.	_____.
0380	671.0132 Conduit HDPE 3-Duct 2-Inch	31,030.000 LF	_____.	_____.
0382	671.0212 Conduit HDPE Directional Bore 1-Duct 2-Inch	215.000 LF	_____.	_____.
0384	671.0232 Conduit HDPE Directional Bore 3-Duct 2-Inch	2,255.000 LF	_____.	_____.
0386	671.0300 Fiber Optic Cable Marker	107.000 EACH	_____.	_____.
0388	673.0105 Communication Vault Type 1	25.000 EACH	_____.	_____.
0390	673.0200 Tracer Wire Marker Posts	8.000 EACH	_____.	_____.



Proposal Schedule of Items

Proposal ID: 20240109008 Project(s): 1090-09-76

Federal ID(s): WISC 2024113

SECTION: 0001 Roadway

Alt Set ID: Alt Mbr ID:

Proposal Line Number	Item ID Description	Approximate Quantity and Units	Unit Price	Bid Amount
0392	674.0300 Remove Cable	70.000 LF	_____.	_____.
0394	674.0400 Reinstall Cable	10.000 LF	_____.	_____.
0396	678.0006 Install Fiber Optic Cable Outdoor Plant 6-CT	3,510.000 LF	_____.	_____.
0398	678.0072 Install Fiber Optic Cable Outdoor Plant 72-CT	35,985.000 LF	_____.	_____.
0400	678.0200 Fiber Optic Splice Enclosure	5.000 EACH	_____.	_____.
0402	678.0300 Fiber Optic Splice	300.000 EACH	_____.	_____.
0404	678.0400 Fiber Optic Termination	24.000 EACH	_____.	_____.
0406	678.0501 Communication System Testing	1.000 EACH	_____.	_____.
0408	678.0600 Install Ethernet Switches	3.000 EACH	_____.	_____.
0410	690.0150 Sawing Asphalt	368.000 LF	_____.	_____.
0412	690.0250 Sawing Concrete	79,915.000 LF	_____.	_____.
0414	ASP.1T0A On-the-Job Training Apprentice at \$5.00/HR	6,300.000 HRS	5.00000	31,500.00
0416	ASP.1T0G On-the-Job Training Graduate at \$5.00/HR	17,280.000 HRS	5.00000	86,400.00
0418	SPV.0045 Special 01. Digital Speed Reduction System (DSRS)	199.000 DAY	_____.	_____.
0420	SPV.0060 Special 02. FIELD FACILITIES OFFICE SPACE	1.000 EACH	_____.	_____.



Proposal Schedule of Items

Proposal ID: 20240109008 Project(s): 1090-09-76

Federal ID(s): WISC 2024113

SECTION: 0001 Roadway

Alt Set ID: Alt Mbr ID:

Proposal Line Number	Item ID Description	Approximate Quantity and Units	Unit Price	Bid Amount
0422	SPV.0060 Special 03. TRAFFIC CONTROL CLOSE-OPEN FREEWAY ENTRANCE RAMP	84.000 EACH	_____.	_____.
0424	SPV.0060 Special 04. TRAFFIC CONTROL LOCAL ROAD LANE CLOSURE	36.000 EACH	_____.	_____.
0426	SPV.0060 Special 05. MOBILIZATIONS EMERGENCY PAVEMENT REPAIR	2.000 EACH	_____.	_____.
0428	SPV.0060 Special 06. SURVEY PROJECT 1090-09-76	1.000 EACH	_____.	_____.
0430	SPV.0060 Special 07. LOCATE AND CLEAN EXISTING UNDERDRAIN OUTFALLS	242.000 EACH	_____.	_____.
0432	SPV.0060 Special 08. REMOVING BUS SHELTER	1.000 EACH	_____.	_____.
0434	SPV.0060 Special 20. REPAIR CONDUIT	4.000 EACH	_____.	_____.
0436	SPV.0060 Special 21. POWER WIRE SPLICE	3.000 EACH	_____.	_____.
0438	SPV.0060 Special 22. REMOVE ETHERNET RADIO	8.000 EACH	_____.	_____.
0440	SPV.0060 Special 23. REMOVING CONTROLLER CABINET	4.000 EACH	_____.	_____.
0442	SPV.0060 Special 24. REMOVING CONTROLLER CABINET BASE	4.000 EACH	_____.	_____.
0444	SPV.0060 Special 25. EXPOSING EXISTING INFRASTRUCTURE PAVED AREA	5.000 EACH	_____.	_____.
0446	SPV.0060 Special 26. EXPOSING EXISTING INFRASTRUCTURE UNPAVED AREA	5.000 EACH	_____.	_____.



Proposal Schedule of Items

Proposal ID: 20240109008 Project(s): 1090-09-76

Federal ID(s): WISC 2024113

SECTION: 0001 Roadway

Alt Set ID: Alt Mbr ID:

Proposal Line Number	Item ID Description	Approximate Quantity and Units	Unit Price	Bid Amount
0448	SPV.0060 Special 40. Strapping C-67-12	1.000 EACH	_____.	_____.
0450	SPV.0075 Special 01. PAVEMENT CLEANUP PROJECT 1090-09-76	100.000 HRS	_____.	_____.
0452	SPV.0085 Special 01. Native Pollinator Seeding Mixture No. 90A	71.000 LB	_____.	_____.
0454	SPV.0090 Special 01. MARKING EPOXY 6-INCH BLACK NON GROOVED	175.000 LF	_____.	_____.
0456	SPV.0090 Special 40. Joint Sealing	30.000 LF	_____.	_____.
0458	SPV.0180 Special 01. EXCAVATION OF PHRAGMITES CONTAMINATED SOIL	389.000 SY	_____.	_____.
0460	SPV.0180 Special 02. HERBICIDE APPLICATION	389.000 SY	_____.	_____.
0462	SPV.0180 Special 03. REMOVING HIGH FRICTION SURFACE TREATMENT	6,846.000 SY	_____.	_____.
0464	SPV.0180 Special 04. RESIN BINDER HIGH FRICTION SURFACE TREATMENT	6,846.000 SY	_____.	_____.
0466	SPV.0180 Special 05. MICROMILLING	73,435.000 SY	_____.	_____.
0468	SPV.0180 Special 40. Methacrylate Flood Seal	2,404.000 SY	_____.	_____.
0470	SPV.0195 Special 01. HMA LONGITUDINAL JOINT REPAIR	2,533.000 TON	_____.	_____.
0472	SPV.0195 Special 02. HMA TRANSVERSE JOINT REPAIR	405.000 TON	_____.	_____.

Section: 0001 Total: \_\_\_\_\_.

Total Bid: \_\_\_\_\_.



**PLEASE ATTACH ADDENDA HERE**







## Wisconsin Department of Transportation

---

January 2, 2024

**Division of Transportation Systems  
Development**

Bureau of Project Development  
4822 Madison Yards Way, 4<sup>th</sup> Floor South  
Madison, WI 53705

Telephone: (608) 266-1631  
Facsimile (FAX): (608) 266-8459

### **NOTICE TO ALL CONTRACTORS:**

#### **ASP-6 Addendum #01**

#### **Letting of January 9, 2024**

Attached is a copy of the revised ASP-6. This ASP-6 replaces ASP-6 in all proposals in the January 9, 2024 Letting.

The responsibility for notifying potential subcontractors and suppliers of these changes remains with the prime contractors.

Sincerely,

*Mike Coleman*

Proposal Development Specialist  
Proposal Management Section

**Additional Special Provision 6 (ASP-6)**  
**Modifications to the standard specifications**

*Make the following revisions to the standard specifications:*

---

**108 Prosecution and Progress****108.10.2 Excusable, Non-Compensable Delays****108.10.2.1 General**

*Replace entire section with the following effective with the January 2024 letting:*

- (1) Non-compensable delays, 108.10.2.1(3), are excusable delays not the contractor's or the department's fault. The engineer will not pay for the delay costs listed in 109.4.7 for non-compensable delays.
- (2) For non-compensable delays under calendar day and completion date contracts, the engineer will extend contract time if the conditions specified in 108.10.1 are met. The department will relieve the contractor from associated liquidated damages, as specified in 108.11, if the engineer extends time under 108.10.1.
- (3) The following are non-compensable delays:
  1. Delays due to earthquakes, other cataclysmic phenomena of nature the contractor cannot foresee and avoid, severe weather or job conditions caused by recent weather as specified in 108.10.2.2.
  2. Extraordinary delays in material deliveries the contractor or their suppliers cannot foresee and forestall resulting from strikes, lockouts, freight embargoes, industry-wide shortages, governmental acts, or sudden disasters.
  3. Delays due to acts of the government, a political subdivision other than the department, or the public enemy.
  4. Delays from fires or epidemics.
  5. Delays from strikes beyond the contractor's power to settle not caused by improper acts or omissions of the contractor, their subcontractors, or their suppliers.
  6. Altered quantities as specified in 109.3.

**108.10.3 Excusable Compensable Delays**

*Replace entire section with the following effective with the January 2024 letting:*

- (1) Compensable delays are excusable delays due to the department's actions or lack of actions. The engineer will grant a time extension for a compensable delay if the conditions specified in 108.10.1 are met.
  - (2) The following are compensable delays:
    1. A contract change for revised work as specified for extra work under 104.2.2.1, for a differing site condition under 104.2.2.2, or for significant changes in the character of the work under 104.2.2.4.
    2. A contract change for an engineer-ordered suspension under 104.2.2.3.
    3. The unexpected discovery of human remains, an archaeological find, or historical find consistent with 107.25.
    4. The unexpected discovery of a hazardous substance consistent with 107.24.
    5. The non-completion of work that utilities or other third parties perform, if that work is not completed as specified in the contract.
  - (3) For a compensable delay or a time extension, the department will relieve the contractor from associated liquidated damages under 108.11, and will pay the contractor for delay costs determined as follows:
    1. Adjust the contract price as specified in 109.4.2 through 109.4.5 for delays under item 1 of 108.10.3(2).
    2. Adjust the contract price as specified in 109.4.7 for delays under items 2 through 5 of 108.10.3(2).
- 

**108 Prosecution and Progress**

*Add subsection 108.9.4.1 effective with the November 2023 letting:*

**108.9.4.1 Winter Suspension for Completion Date Contracts**

- (1) The contractor may request a winter suspension for a completion date contract. If the department determines weather conditions do not allow for the completion of the remaining work, the department may approve the contractor's request and determine the start date of the winter suspension. The end date of the winter suspension is March 31 or a date mutually agreed upon by both parties. For multi-year contracts, the department will only consider winter suspension for the final year of the contract.
- (2) During winter suspension, store all materials in a manner that does not obstruct vehicular and pedestrian traffic and protect the materials from damage. Install traffic control and other safety devices necessary to protect the traveling public and pedestrians. Provide suitable drainage and install temporary erosion control where necessary. If the winter suspension begins when liquidated damages are being assessed, or when the work has not progressed as scheduled and would not have been completed prior to the completion date, the cost of necessary pre-suspension work is incidental. If the winter suspension begins prior to the contract

completion date, and the work has progressed as scheduled and would have been completed prior to the completion date, the cost of pre-suspension work will be paid as specified under 109.4.

- (3) For a winter suspension that begins prior to the contract completion date and the work has progressed as scheduled and would have been completed prior to the completion date, the engineer will extend contract time to correspond with the end of the winter suspension and liquidated damages will not be assessed during the winter suspension.
- (4) For a winter suspension that begins when liquidated damages are being assessed or when the work has not progressed as scheduled and would not have been completed prior to the completion date, the engineer will not extend contract time. Time will be suspended until the end of the winter suspension. Liquidated damages will not be assessed during the winter suspension and liquidated damages will resume at the end of the winter suspension.

**310 Open Graded Base**

**310.2 Materials**

Replace paragraph two with the following effective with the November 2023 letting:

- (2) The contractor may substitute material conforming to the gradation requirements for crushed aggregate specified in Table 310-01 if that material conforms to the fracture requirements for open-graded crushed gravel specified in 301.2.4.5.

**TABLE 310-01 COARSE AGGREGATE (% passing by weight)**

<b>AASHTO No. 67<sup>[1]</sup></b>	
SEIVE	COARSE AGGREGATE (% PASSING by WEIGHT) AASHTO No. 67
2-inch	-
1 1/2-inch	-
1-inch	100
3/4-inch	90 – 100
1/2-inch	-
3/8-inch	20 – 55
No. 4	0 – 10
No. 8	0 – 5
No. 16	-
No. 30	-
No. 50	-
No. 100	-
No. 200	<=1.5

<sup>[1]</sup> Size according to AASHTO M43.

**390 Base Patching**

**390.4 Measurement**

Replace entire section with the following effective with the November 2023 letting:

- (1) The department will measure Removing Pavement for Base Patching by the cubic yard acceptably completed. Measure the depth from the bottom of the adjacent pavement to the top of the patch.
- (2) The department will measure Base Patching Asphaltic by the ton acceptably completed as specified for asphaltic pavement in 450.4.
- (3) The department will measure Base Patching Concrete HES and Base Patching Concrete SHES by the cubic yard acceptably completed. Measure the depth from the bottom of the adjacent pavement to the top of the patch.

**390.5 Payment**

Replace entire section with the following effective with the November 2023 letting:

- (1) The department will pay for measured quantities at the contract unit price under the following bid items:

<u>ITEM NUMBER</u>	<u>DESCRIPTION</u>	<u>UNIT</u>
390.0100	Removing Pavement for Base Patching	CY
390.0201	Base Patching Asphaltic	TON
390.0305	Base Patching Concrete HES	CY
390.0405	Base Patching Concrete SHES	CY

- (2) Payment for Removing Pavement for Base Patching is full compensation for removing old pavement; for preparing the foundation and bringing up to grade. If the engineer orders the contractor to excavate yielding or unstable subgrade materials and backfill with suitable materials, the department will pay for that work with contract bid items or as agreed upon using 109.4.
- (3) Payment for Base Patching Asphaltic is full compensation for providing and compacting asphaltic mixture including asphaltic binder.
- (4) Payment for Base Patching Concrete HES and Base Patching Concrete SHES is full compensation for providing, curing, and protecting concrete. Payment also includes providing tie bars and dowel bars in unhardened concrete and steel within the patch. For tie bars and dowel bars provided in concrete not placed under the contract, the department will pay separately under the Drilled Tie Bars and Drilled Dowel Bars bid items as specified in 416.5.
- (5) Payment for Base Patching SHES also includes providing test data to the engineer as specified in 416.2.4.
- (6) The department will pay for sawing existing concrete pavement for removal under the Sawing Concrete bid item as specified in 690.5.

**460 Hot Mix Asphalt Pavement****460.2.8.2.1.3.1 Contracts with 5000 Tons of Mixture or Greater**

Replace paragraph four with the following effective with the November 2023 letting:

- (4) Use the test methods identified below, or other methods the engineer approves, to perform the following tests at the frequency indicated:

Blended aggregate gradations:

Drum plants:

- Field extraction by ignition oven according to WTM T308, chemical extraction according to AASHTO T-164 method A or B; or automated extraction according to WTM D8159. Gradation of resulting aggregate sample determined according to WTM T30.
- Belt samples, optional for virgin mixtures, obtained from stopped belt or from the belt discharge using an engineer-approved sampling device and performed according to WTM T11 and T27.

Batch plants:

- Field extraction by ignition oven according to WTM T308, chemical extraction according to AASHTO T-164 method A or B; or automated extraction according to WTM D8159. Gradation of resulting aggregate sample determined according to WTM T30.

Asphalt content (AC) in percent:

Determine AC using one of the following methods:

- AC by ignition oven according to WTM T308.
- AC by chemical extraction according to AASHTO T-164 method A or B.
- AC by automated extraction according to WTM D8159.
- If the department is using an ignition oven to determine AC, conform to WTP H003.
- If the department is not using an ignition oven to determine AC, ignition oven correction factor (IOCF) must still be reverified for any of the reasons listed in WTP H003 Table 2 and conform to WTP H-003 sections 3 through 6.
- Gradation of resulting aggregate sample determined according to WTM T30.

Bulk specific gravity of the compacted mixture:

According to WTM T166.

Theoretical maximum specific gravity:

According to WTM T209.

Air voids (Va) by calculation according to WTM T269.

VMA by calculation according to WTM R35.

**460.2.8.3.1.4 Department Verification Testing Requirements**

Replace paragraph three with the following effective with the November 2023 letting:

- (3) The department will perform testing conforming to the following standards:
  - Bulk specific gravity ( $G_{mb}$ ) of the compacted mixture according to WTM T166.
  - Maximum specific gravity ( $G_{mm}$ ) according to WTM T209.
  - Air voids ( $V_a$ ) by calculation according to WTM T269.
  - VMA by calculation according to WTM R35.
  - Asphalt content by ignition oven according to WTM T308, chemical extraction according to AASHTO T-164 method A or B, or automated extraction according to WTM D8159. If using an ignition oven to determine AC, conform to WTP H-003.

**503 Prestressed Concrete Members**

**503.2.2 Concrete**

Replace paragraph five with the following effective with the November 2023 letting:

- (5) Furnish prestressed concrete members cast from air-entrained concrete, except I-type girders may use non-air-entrained concrete. Use type I, IL, IS, IP, IT, II, or III cement. The contractor may replace up to 30 percent of type I, IL, II, or III cement with an equal weight of fly ash, slag, or a combination of fly ash and slag. Ensure that fly ash conforms to 501.2.4.2.2 and slag conforms to 501.2.4.2.3. Use only one source and replacement rate for work under a single bid item. Use a department-approved air-entraining admixture conforming to 501.2.5.2 for air-entrained concrete. Use only coarse aggregate conforming to 310.2(2).

**604 Slope Paving**

**604.2 Materials**

Replace paragraph three with the following effective with the November 2023 letting:

- (3) Under the Slope Paving Crushed Aggregate bid item, furnish crushed stone or crushed gravel conforming to the gradation in Table 604-01, but with the additional requirements that at least 75 percent of the particles, by count, have at least one fractured face. Determine fracture according to WTM D5821.

**TABLE 604-01 COARSE AGGREGATE (% passing by weight)**

<b>AASHTO No. 4<sup>[1]</sup></b>	
SEIVE	COARSE AGGREGATE (% PASSING by WEIGHT) AASHTO No. 4
2-inch	100
1 1/2-inch	90 - 100
1-inch	20 - 55
3/4-inch	0 - 15
1/2-inch	-
3/8-inch	0 - 5
No. 4	-
No. 8	-
No. 16	-
No. 30	-
No. 50	-
No. 100	-
No. 200	≤1.5

<sup>[1]</sup> Size according to AASHTO M43.

**612 Underdrains****612.3.9 Trench Underdrains**

*Replace paragraph one with the following effective with the November 2023 letting:*

- (1) Under the Underdrain Trench bid item, excavate and backfill underdrain trenches. Backfill with coarse aggregate gradation conforming to 604.2(3). Before backfilling place geotextile as the plans show.

**614 Semi-rigid Barrier Systems and End Treatments****614.2.6 Sand Barrel Arrays**

*Replace paragraph one with the following effective with the November 2023 letting:*

- (1) Furnish sand barrels from the APL. Use fine aggregate conforming to gradation shown in Table 614-2 mixed with sodium chloride conforming to AASHTO M143. Apply an object marker to front-most barrel in the array.

**TABLE 614-2 FINE AGGREGATE GRADATION**

SEIVE	FINE AGGREGATE (% PASSING by WEIGHT)
3/8-inch	100
No. 4	90 - 100
No. 8	-
No. 16	45 - 85
No. 30	-
No. 50	5 - 30
No. 100	0 - 10
No. 200	<=3.5

**628 Erosion Control****628.2.13 Rock Bags**

*Replace paragraph two with the following effective with the November 2023 letting:*

- (2) Fill the bags with a clean, sound, hard, durable, engineer-approved coarse aggregate conforming by visual inspection to the gradation specified for coarse aggregate gradation in 604.2(3).

**639 Drilling Wells****639.2.1 General**

*Replace paragraph two with the following effective with the November 2023 letting:*

- (2) For grout use fine aggregate conforming to 501.2.7.2; and gradation conforming to 614.2.6(1); and type I, IL, IS, IP, or IT cement.

**652 Electrical Conduit****652.3.1.2 Installing Underground**

*Replace paragraph two with the following effective with the November 2023 letting:*

- (2) Excavate trenches true to line and grade to provide the conduit uniform bearing throughout its length. Do not backfill the trench before inspecting the conduit. Carefully tamp the backfill in place as specified for placing backfill in layers in 651.3. Place at least 0.7 cubic feet of coarse aggregate gradation conforming to 604.2(3) directly under each drainage hole.

**ERRATA****390.3.4 Special High Early Strength Concrete Patching**

*Correct errata link in paragraph (1) by changing from 416.3.8 to 416.3.7.*

- (1) Construct as specified for special high early strength repairs under 416.3.7 except as follows:
- The contractor may delay removal for up to 14 calendar days after cutting the existing pavement.
  - Open to traffic as specified for concrete base in 320.3.



## Wisconsin Department of Transportation

---

January 2, 2024

**Division of Transportation Systems  
Development**

Bureau of Project Development  
4822 Madison Yards Way, 4<sup>th</sup> Floor South  
Madison, WI 53705

Telephone: (608) 266-1631  
Facsimile (FAX): (608) 266-8459

### **NOTICE TO ALL CONTRACTORS:**

#### **Federal Wage Rate Addendum #01**

#### **Letting of January 9, 2024**

Attached is a copy of the revised WI 10 Highway Davis Bacon Prevailing Wage Rates that are included in proposals 01 – 020 and 22 – 28; and WI 15 Heavy Davis Bacon Prevailing Wage Rates that are included in proposal 27. These wage rates are effective for all proposals they are included in in the January 9, 2024 letting. The updated wage rates are dated December 22, 2023 and are effective on or after January 1, 2024.

The responsibility for notifying potential subcontractors and suppliers of these changes remains with the prime contractors.

Sincerely,

*Mike Coleman*

Proposal Development Specialist  
Proposal Management Section

"General Decision Number: WI20230010 12/22/2023

Superseded General Decision Number: WI20220010

State: Wisconsin

Construction Type: Highway

Counties: Wisconsin Statewide.

HIGHWAY, AIRPORT RUNWAY & TAXIWAY CONSTRUCTION PROJECTS (does not include bridges over navigable waters; tunnels; buildings in highway rest areas; and railroad construction)

Note: Contracts subject to the Davis-Bacon Act are generally required to pay at least the applicable minimum wage rate required under Executive Order 14026 or Executive Order 13658. Please note that these Executive Orders apply to covered contracts entered into by the federal government that are subject to the Davis-Bacon Act itself, but do not apply to contracts subject only to the Davis-Bacon Related Acts, including those set forth at 29 CFR 5.1(a)(2)-(60).

<p>If the contract is entered into on or after January 30, 2022, or the contract is renewed or extended (e.g., an option is exercised) on or after January 30, 2022:</p>	<ul style="list-style-type: none"> <li>. Executive Order 14026 generally applies to the contract.</li> <li>. The contractor must pay all covered workers at least \$16.20 per hour (or the applicable wage rate listed on this wage determination, if it is higher) for all hours spent performing on the contract in 2023.</li> </ul>
<p>If the contract was awarded on or between January 1, 2015 and January 29, 2022, and the contract is not renewed or extended on or after January 30, 2022:</p>	<ul style="list-style-type: none"> <li>. Executive Order 13658 generally applies to the contract.</li> <li>. The contractor must pay all covered workers at least \$12.15 per hour (or the applicable wage rate listed on this wage determination, if it is higher) for all hours spent performing on that contract in 2023.</li> </ul>

The applicable Executive Order minimum wage rate will be adjusted annually. If this contract is covered by one of the Executive Orders and a classification considered necessary for performance of work on the contract does not appear on this wage determination, the contractor must still submit a conformance request.

Additional information on contractor requirements and worker protections under the Executive Orders is available at <http://www.dol.gov/whd/govcontracts>.

Modification Number      Publication Date  
 0                              01/06/2023



1	01/13/2023
2	01/20/2023
3	03/31/2023
4	04/07/2023
5	05/26/2023
6	06/02/2023
7	06/16/2023
8	06/23/2023
9	07/07/2023
10	07/14/2023
11	07/28/2023
12	08/18/2023
13	09/01/2023
14	09/08/2023
15	10/13/2023
16	12/15/2023
17	12/22/2023

BRWI0001-002 06/01/2023

CRAWFORD, JACKSON, JUNEAU, LA CROSSE, MONROE, TREMPPEALEAU, AND VERNON COUNTIES

	Rates	Fringes
BRICKLAYER.....	\$ 40.18	25.88

BRWI0002-002 06/01/2023

ASHLAND, BAYFIELD, DOUGLAS, AND IRON COUNTIES

	Rates	Fringes
BRICKLAYER.....	\$ 47.10	25.16

BRWI0002-005 06/01/2023

ADAMS, ASHLAND, BARRON, BROWN, BURNETT, CALUMET, CHIPPEWA, CLARK, COLUMBIA, DODGE, DOOR, DUNN, FLORENCE, FOND DU LAC, FOREST, GREEN LAKE, IRON, JEFFERSON, KEWAUNEE, LANGLADE, LINCOLN, MANITOWOC, MARATHON, MARINETTE, MARQUETTE, MENOMINEE, OCONTO, ONEIDA, OUTAGAMIE, POLK, PORTAGE, RUSK, ST CROIX, SAUK, SHAWANO, SHEBOYGAN, TAYLOR, VILAS, WALWORTH, WAUPACA, WAUSHARA, WINNEBAGO, AND WOOD COUNTIES

	Rates	Fringes
CEMENT MASON/CONCRETE FINISHER...	\$ 39.97	25.02

BRWI0003-002 06/01/2023

BROWN, DOOR, FLORENCE, KEWAUNEE, MARINETTE, AND OCONTO COUNTIES

	Rates	Fringes
BRICKLAYER.....	\$ 40.00	26.06

BRWI0004-002 06/01/2023

KENOSHA, RACINE, AND WALWORTH COUNTIES

Rates	Fringes
-------	---------

BRICKLAYER.....\$ 44.50 26.96

-----  
BRWI0006-002 06/01/2023

ADAMS, CLARK, FOREST, LANGLADE, LINCOLN, MARATHON, MENOMINEE,  
ONEIDA, PORTAGE, PRICE, TAYLOR, VILAS AND WOOD COUNTIES

Rates Fringes

BRICKLAYER.....\$ 40.08 25.98

-----  
BRWI0007-002 06/01/2023

GREEN, LAFAYETTE, AND ROCK COUNTIES

Rates Fringes

BRICKLAYER.....\$ 40.95 26.80

-----  
BRWI0008-002 06/05/2023

MILWAUKEE, OZAUKEE, WASHINGTON, AND WAUKESHA COUNTIES

Rates Fringes

BRICKLAYER.....\$ 44.96 25.67

-----  
BRWI0011-002 06/01/2023

CALUMET, FOND DU LAC, MANITOWOC, AND SHEBOYGAN COUNTIES

Rates Fringes

BRICKLAYER.....\$ 40.00 26.06

-----  
BRWI0019-002 06/01/2023

BARRON, BUFFALO, BURNETT, CHIPPEWA, DUNN, EAU CLAIRE, PEPIN,  
PIERCE, POLK, RUSK, ST. CROIX, SAWYER AND WASHBURN COUNTIES

Rates Fringes

BRICKLAYER.....\$ 39.32 26.74

-----  
BRWI0034-002 06/01/2023

COLUMBIA AND SAUK COUNTIES

Rates Fringes

BRICKLAYER.....\$ 41.56 26.19

-----  
CARP0068-011 05/02/2022

BURNETT (W. of Hwy 48), PIERCE (W. of Hwy 29), POLK (W. of Hwys  
35, 48 & 65), AND ST. CROIX (W. of Hwy 65) COUNTIES

Rates Fringes

Carpenter & Piledrivermen.....\$ 41.19 27.05

-----  
CARP0264-003 06/05/2023

KENOSHA, MILWAUKEE, OZAUKEE, RACINE, WAUKESHA, AND WASHINGTON COUNTIES

	Rates	Fringes
CARPENTER.....	\$ 41.91	29.72
-----		
CARP0310-002 06/05/2023		

Ashland, Bayfield, Forest, Iron, Langlade, Lincoln, Marathon, Oneida, Shawano, Taylor and Vilas

	Rates	Fringes
CARPENTER.....	\$ 38.86	27.06
Piledriver.....	\$ 39.43	27.02
-----		
CARP0314-001 06/05/2023		

Columbia, Dane, Dodge, Grant, Green, Iowa, Jefferson, Lafayette, Richland, Rock, Sauk and Walworth

	Rates	Fringes
CARPENTER.....	\$ 38.86	27.06
Piledriver.....	\$ 39.43	27.02
-----		
CARP0361-004 05/01/2018		

BAYFIELD (West of Hwy 63) AND DOUGLAS COUNTIES

	Rates	Fringes
CARPENTER.....	\$ 36.15	20.43
-----		
CARP0731-002 06/05/2023		

Calumet (Eastern portion of the County), Fond Du Lac, Manitowoc and Sheboygan

	Rates	Fringes
CARPENTER.....	\$ 38.86	27.06
Piledriver.....	\$ 39.43	27.02
-----		
CARP0804-001 06/05/2023		

Adams, Juneau, Portage and Wood

	Rates	Fringes
CARPENTER.....	\$ 38.86	27.06
Piledriver.....	\$ 39.43	27.02
-----		
CARP0955-002 06/05/2023		

Calumet (western portion of County), Fond Du Lac, Green Lake, Marquette, Outagamie and Winnebago

	Rates	Fringes
CARPENTER.....	\$ 38.86	27.06
PILEDRIVER.....	\$ 39.43	27.02

-----  
CARP1056-002 06/01/2023

	Rates	Fringes
MILLWRIGHT.....	\$ 40.00	27.77

-----  
CARP1074-002 06/05/2023

Barron, Burnett, Chippewa, Clark, Dunn, Eau Claire, Pepin,  
Pierce, Polk, Rusk, Sawyer, St. Croix and Washburn

	Rates	Fringes
CARPENTER.....	\$ 38.86	27.06
PILEDRIVER.....	\$ 39.43	27.02

-----  
CARP1143-002 06/05/2023

BUFFALO, CRAWFORD, JACKSON, LA CROSSE, MONROE, TREMPLEAU AND  
VERNON COUNTIES

	Rates	Fringes
CARPENTER.....	\$ 38.86	27.06
PILEDRIVER.....	\$ 39.43	27.02

-----  
CARP1146-002 06/05/2023

Brown, Door, Florence, Kewaunee, Marinette, Menominee and  
Shawano

	Rates	Fringes
CARPENTER.....	\$ 38.86	27.06
PILEDRIVER.....	\$ 39.43	27.02

-----  
CARP2337-009 06/05/2023

KENOSHA, MILWAUKEE, OZAUKEE, RACINE, WASHINGTON, AND WAUKESHA

	Rates	Fringes
PILEDRIVERMAN.....	\$ 39.22	34.01

-----  
ELEC0014-002 12/25/2022

ASHLAND, BARRON, BAYFIELD, BUFFALO, BURNETT, CHIPPEWA, CLARK  
(except Maryville, Colby, Unity, Sherman, Fremont, Lynn &  
Sherwood), CRAWFORD, DUNN, EAU CLAIRE, GRANT, IRON, JACKSON, LA  
CROSSE, MONROE, PEPIN, PIERCE, POLK, PRICE, RICHLAND, RUSK, ST  
CROIX, SAWYER, TAYLOR, TREMPLEAU, VERNON, AND WASHBURN  
COUNTIES

	Rates	Fringes
Electricians:.....	\$ 39.25	22.34

-----  
ELEC0014-007 05/29/2022

REMAINING COUNTIES

	Rates	Fringes
Teledata System Installer		
Installer/Technician.....	\$ 29.63	3%+16.18

Low voltage construction, installation, maintenance and removal of teledata facilities (voice, data, and video) including outside plant, telephone and data inside wire, interconnect, terminal equipment, central offices, PABX, fiber optic cable and equipment, micro waves, V-SAT, bypass, CATV, WAN (wide area networks), LAN (local area networks), and ISDN (integrated systems digital network).

-----  
ELEC0127-002 06/01/2023

KENOSHA COUNTY

	Rates	Fringes
Electricians:.....	\$ 46.05	30%+13.15

-----  
ELEC0158-002 05/30/2021

BROWN, DOOR, KEWAUNEE, MANITOWOC (except Schleswig), MARINETTE(Wausaukee and area South thereof), OCONTO, MENOMINEE (East of a line 6 miles West of the West boundary of Oconto County), SHAWANO (Except Area North of Townships of Aniwa and Hutchins) COUNTIES

	Rates	Fringes
ELECTRICIAN.....	\$ 36.14	29.75%+10.26

-----  
ELEC0159-003 05/30/2021

COLUMBIA, DANE, DODGE (Area West of Hwy 26, except Chester and Emmet Townships), GREEN, LAKE (except Townships of Berlin, Seneca, and St. Marie), IOWA, MARQUETTE (except Townships of Neshkoka, Crystal Lake, Newton, and Springfield), and SAUK COUNTIES

	Rates	Fringes
ELECTRICIAN.....	\$ 43.38	23.13

-----  
ELEC0219-004 06/01/2019

FLORENCE COUNTY (Townships of Aurora, Commonwealth, Fern, Florence and Homestead) AND MARINETTE COUNTY (Township of Niagara)

	Rates	Fringes
Electricians:		
Electrical contracts over		
\$180,000.....	\$ 33.94	21.80

Electrical contracts under		
\$180,000.....	\$ 31.75	21.73

-----  
ELEC0242-005 05/30/2021

DOUGLAS COUNTY

	Rates	Fringes
--	-------	---------

Electricians:.....	\$ 41.37	69.25%
--------------------	----------	--------

-----  
ELEC0388-002 06/01/2023

ADAMS, CLARK (Colby, Fremont, Lynn, Mayville, Sherman, Sherwood, Unity), FOREST, JUNEAU, LANGLADE, LINCOLN, MARATHON, MARINETTE (Beecher, Dunbar, Goodman & Pembine), MENOMINEE (Area West of a line 6 miles West of the West boundary of Oconto County), ONEIDA, PORTAGE, SHAWANO (Aniwa and Hutchins), VILAS AND WOOD COUNTIES

	Rates	Fringes
--	-------	---------

Electricians:.....	\$ 38.74	26%+11.76
--------------------	----------	-----------

-----  
ELEC0430-002 06/01/2023

RACINE COUNTY (Except Burlington Township)

	Rates	Fringes
--	-------	---------

Electricians:.....	\$ 46.70	25.02
--------------------	----------	-------

-----  
\* ELEC0494-005 05/28/2023

MILWAUKEE, OZAUKEE, WASHINGTON, AND WAUKESHA COUNTIES

	Rates	Fringes
--	-------	---------

Electricians:.....	\$ 47.75	26.72
--------------------	----------	-------

-----  
ELEC0494-006 06/01/2021

CALUMET (Township of New Holstein), DODGE (East of Hwy 26 including Chester Township), FOND DU LAC, MANITOWOC (Schleswig), and SHEBOYGAN COUNTIES

	Rates	Fringes
--	-------	---------

Electricians:.....	\$ 37.91	22.74
--------------------	----------	-------

-----  
\* ELEC0494-013 05/28/2023

DODGE (East of Hwy 26 including Chester Twp, excluding Emmet Twp), FOND DU LAC (Except Waupuin), MILWAUKEE, OZAUKEE, MANITOWOC (Schleswig), WASHINGTON, AND WAUKESHA COUNTIES

	Rates	Fringes
--	-------	---------

Sound & Communications		
Installer.....	\$ 34.65	18.36
Technician.....	\$ 34.65	18.36

Installation, testing, maintenance, operation and servicing of all sound, intercom, telephone interconnect, closed circuit TV systems, radio systems, background music systems, language laboratories, electronic carillon, antenna distribution systems, clock and program systems and low-voltage systems such as visual nurse call, audio/visual nurse call systems, doctors entrance register systems. Includes all wire and cable carrying audio, visual, data, light and radio frequency signals. Includes the installation of conduit, wiremold, or raceways in existing structures that have been occupied for six months or more where required for the protection of the wire or cable, but does not mean a complete conduit or raceway system. work covered does not include the installation of conduit, wiremold or any raceways in any new construction, or the installation of power supply outlets by means of which external electric power is supplied to any of the foregoing equipment or products

-----  
 ELEC0577-003 06/01/2022

CALUMET (except Township of New Holstein), GREEN LAKE (N. part including Townships of Berlin, St Marie, and Seneca), MARQUETTE (N. part including Townships of Crystal Lake, Neshkoro, Newton, and Springfield), OUTAGAMIE, WAUPACA, WAUSHARA, AND WINNEBAGO COUNTIES

	Rates	Fringes
Electricians:.....	\$ 37.41	29.50%+10.00

-----  
 ELEC0890-003 06/01/2022

DODGE (Emmet Township only), GREEN, JEFFERSON, LAFAYETTE, RACINE (Burlington Township), ROCK AND WALWORTH COUNTIES

	Rates	Fringes
Electricians:.....	\$ 40.70	25.95%+11.26

-----  
 ELEC0953-001 06/02/2019

	Rates	Fringes
Line Construction:		
(1) Lineman.....	\$ 47.53	21.43
(2) Heavy Equipment Operator.....	\$ 42.78	19.80
(3) Equipment Operator.....	\$ 38.02	18.40
(4) Heavy Groundman Driver..	\$ 33.27	16.88
(5) Light Groundman Driver..	\$ 30.89	16.11
(6) Groundsman.....	\$ 26.14	14.60

-----  
 ENGI0139-005 06/01/2023

	Rates	Fringes
Power Equipment Operator		
Group 1.....	\$ 43.77	27.40
Group 2.....	\$ 43.27	27.40
Group 3.....	\$ 42.77	27.40
Group 4.....	\$ 42.51	27.40

Group 5.....	\$ 42.22	27.40
Group 6.....	\$ 36.32	27.40

## HAZARDOUS WASTE PREMIUMS:

EPA Level ""A"" protection - \$3.00 per hour  
 EPA Level ""B"" protection - \$2.00 per hour  
 EPA Level ""C"" protection - \$1.00 per hour

## POWER EQUIPMENT OPERATORS CLASSIFICATIONS

GROUP 1: Cranes, tower cranes, and derricks with or without attachments with a lifting capacity of over 100 tons; or cranes, tower cranes, and derricks with boom, leads and/or jib lengths measuring 176 feet or longer.

GROUP 2: Cranes, tower cranes and derricks with or without attachments with a lifting capacity of 100 tons or less; or cranes, tower cranes, and derricks with boom, leads, and/or jibs lengths measuring 175 feet or under and Backhoes (excavators) weighing 130,000 lbs and over; caisson rigs; pile driver; dredge operator; dredge engineer; Boat Pilot.

GROUP 3: Mechanic or welder - Heavy duty equipment; cranes with a lifting capacity of 25 tons or under; concrete breaker (manual or remote); vibratory/sonic concrete breaker; concrete laser screed; concrete slipform paver; concrete batch plant operator; concrete pvt. spreader - heavy duty (rubber tired); concrete spreader & distributor; automatic subgrader (concrete); concrete grinder & planing machine; concrete slipform curb & gutter machine; slipform concrete placer; tube finisher; hydro blaster (10,000 psi & over); bridge paver; concrete conveyor system; concrete pump; Rotec type Conveyor; stabilizing mixer (self-propelled); shoulder widener; asphalt plant engineer; bituminous paver; bump cutter & grooving machine; milling machine; screed (bituminous paver); asphalt heater, planer & scarifier; Backhoes (excavators) weighing under 130,000 lbs; grader or motor patrol; tractor (scraper, dozer, pusher, loader); scraper - rubber tired (single or twin engine); endloader; hydraulic backhoe (tractor type); trenching machine; skid rigs; tractor, side boom (heavy); drilling or boring machine (mechanical heavy); roller over 5 tons; percussion or rotary drilling machine; air track; blaster; loading machine (conveyor); tugger; boatmen; winches & A-frames; post driver; material hoist.

GROUP 4: Greaser, roller steel (5 tons or less); roller (pneumatic tired) - self propelled; tractor (mounted or towed compactors & light equipment); shouldering machine; self-propelled chip spreader; concrete spreader; finishing machine; mechanical float; curing machine; power subgrader; joint sawer (multiple blade) belting machine; burlap machine; texturing machine; tractor endloader (rubber tired) - light; jeep digger; forklift; mulcher; launch operator; fireman, environmental burner

GROUP 5: Air compressor; power pack; vibrator hammer and extractor; heavy equipment, leadman; tank car heaters; stump chipper; curb machine operator; Concrete proportioning plants; generators; mudjack operator; rock breaker; crusher or screening plant; screed (milling machine); automatic belt conveyor and surge bin; pug mill operator; Oiler, pump (over 3 inches); Drilling Machine Tender, day light machine



GROUP 6: Off-road material hauler with or without ejector.

-----  
IRON0008-002 06/01/2023

BROWN, CALUMET, DOOR, FOND DU LAC, KEWAUNEE, MANITOWOC,  
MARINETTE, OCONTO, OUTAGAMI, SHAWANO, SHEBOYGAN, AND WINNEBAGO  
COUNTIES:

	Rates	Fringes
IRONWORKER.....	\$ 43.40	30.67

Paid Holidays: New Year's Day, Memorial Day, July 4th, Labor Day, Thanksgiving Day & Christmas Day.

-----  
IRON0008-003 06/01/2023

KENOSHA, MILWAUKEE, OZAUKEE, RACINE, WALWORTH (N.E. 2/3),  
WASHINGTON, AND WAUKESHA COUNTIES

	Rates	Fringes
IRONWORKER.....	\$ 41.73	30.67

Paid Holidays: New Year's Day, Memorial Day, July 4th, Labor Day, Thanksgiving Day & Christmas Day.

-----  
IRON0383-001 06/01/2023

ADAMS, COLUMBIA, CRAWFORD, DANE, DODGE, FLORENCE, FOREST,  
GRANT, GREENE, (Excluding S.E. tip), GREEN LAKE, IOWA,  
JEFFERSON, JUNEAU, LA CROSSE, LAFAYETTE, LANGLADE, MARATHON,  
MARQUETTE, MENOMINEE, MONROE, PORTAGE, RICHLAND, ROCK (Northern  
area, vicinity of Edgerton and Milton), SAUK, VERNON, WAUPACA,  
WAUSHARA, AND WOOD COUNTIES

	Rates	Fringes
IRONWORKER.....	\$ 41.00	30.13

-----  
IRON0498-005 06/01/2023

GREEN (S.E. 1/3), ROCK (South of Edgerton and Milton), and  
WALWORTH (S.W. 1/3) COUNTIES:

	Rates	Fringes
IRONWORKER.....	\$ 45.18	47.08

-----  
IRON0512-008 04/30/2023

BARRON, BUFFALO, CHIPPEWA, CLARK, DUNN, EAU CLAIRE, JACKSON,  
PEPIN, PIERCE, POLK, RUSK, ST CROIX, TAYLOR, AND TREMPLEAU  
COUNTIES

	Rates	Fringes
--	-------	---------

IRONWORKER.....\$ 43.00 34.11

IRON0512-021 04/30/2023

ASHLAND, BAYFIELD, BURNETT, DOUGLAS, IRON, LINCOLN, ONEIDA, PRICE, SAWYER, VILAS AND WASHBURN COUNTIES

	Rates	Fringes
IRONWORKER.....	\$ 39.14	34.00

LABO0113-002 06/01/2023

MILWAUKEE AND WAUKESHA COUNTIES

	Rates	Fringes
LABORER		
Group 1.....	\$ 33.56	23.86
Group 2.....	\$ 33.71	23.86
Group 3.....	\$ 33.91	23.86
Group 4.....	\$ 34.06	23.86
Group 5.....	\$ 34.21	23.86
Group 6.....	\$ 30.05	23.86

LABORERS CLASSIFICATIONS

GROUP 1: General Laborer; Tree Trimmer; Conduit Layer; Demolition and Wrecking Laborer; Guard Rail, Fence, and Bridge Builder; Landscaper; Multiplate Culvert Assembler; Stone Handler; Bituminous Worker (Shoveler, Loader, and Utility Man); Batch Truck Dumper or Cement Handler; Bituminous Worker (Dumper, Ironer, Smoother, and Tamper); Concrete Handler

GROUP 2: Air Tool Operator; Joint Sawyer and Filler (Pavement); Vibrator or Tamper Operator (Mechanical Hand Operated); Chain Saw Operator; Demolition Burning Torch Laborer

GROUP 3: Bituminous Worker (Raker and Luteman); Formsetter (Curb, Sidewalk, and Pavement); Strike Off Man

GROUP 4: Line and Grade Specialist

GROUP 5: Blaster and Powderman

GROUP 6: Flagperson; traffic control person

LABO0113-003 06/01/2023

OZAUKEE AND WASHINGTON COUNTIES

	Rates	Fringes
LABORER		
Group 1.....	\$ 32.81	23.86
Group 2.....	\$ 32.91	23.86
Group 3.....	\$ 32.96	23.86
Group 4.....	\$ 33.16	23.86
Group 5.....	\$ 33.01	23.86
Group 6.....	\$ 29.90	23.86

LABORERS CLASSIFICATIONS

GROUP 1: General Laborer; Tree Trimmer; Conduit Layer; Demolition and Wrecking Laborer; Guard Rail, Fence, and Bridge Builder; Landscaper; Multiplate Culvert Assembler; Stone Handler; Bituminous Worker (Shoveler, Loader, and Utility Man); Batch Truck Dumper or Cement Handler; Bituminous Worker (Dumper, Ironer, Smoother, and Tamper); Concrete Handler

GROUP 2: Air Tool Operator; Joint Sawyer and Filler (Pavement); Vibrator or Tamper Operator (Mechanical Hand Operated);

GROUP 3: Bituminous Worker (Raker and Luteman); Formsetter (Curb, Sidewalk, and Pavement); Strike Off Man

GROUP 4: Line and Grade Specialist

GROUP 5: Blaster; powderman

GROUP 6: Flagperson and Traffic Control Person

-----  
LAB00113-011 06/01/2023

KENOSHA AND RACINE COUNTIES

	Rates	Fringes
LABORER		
Group 1.....	\$ 32.62	23.86
Group 2.....	\$ 32.77	23.86
Group 3.....	\$ 32.97	23.86
Group 4.....	\$ 32.94	23.86
Group 5.....	\$ 33.27	23.86
Group 6.....	\$ 29.76	23.86

LABORERS CLASSIFICATIONS:

GROUP 1: General laborer; Tree Trimmer; Conduit Layer; Demolition and Wrecking Laborer; Guard Rail, Fence, and Bridge Builder; Landscaper; Multiplate Culvert Assembler; Stone Handler; Bituminous Worker (Shoveler, Loader, and Utility Man); Batch Truck Dumper or Cement Handler; Bituminous worker (Dumper, Ironer, Smoother, and Tamper); Concrete Handler

GROUP 2: Air Tool Operator; Joint Sawyer and Filler (Pavement); Vibrator or Tamper Operator (Mechanical Hand Operated); Chain Saw Operator; Demolition Burning Torch Laborer

GROUP 3: Bituminous Worker (Raker and Luteman); Formsetter (Curb, Sidewalk, and Pavement); Strike Off Man

GROUP 4: Line and Grade Specialist

GROUP 5: Blaster and Powderman

GROUP 6: Flagman; traffic control person

-----  
LAB00140-002 06/01/2023

ADAMS, ASHLAND, BARRON, BAYFIELD, BROWN, BUFFALO, BURNETT, CALUMET, CHIPPEWA, CLARK, COLUMBIA, CRAWFORD, DODGE, DOOR, DOUGLAS, DUNN, EAU CLAIRE, FLORENCE, FOND DU LAC, FOREST, GRANT, GREEN, GREEN LAKE, IRON, JACKSON, JUNEAU, IOWA, JEFFERSON, KEWAUNEE, LA CROSSE, LAFAYETTE, LANGLADE, LINCOLN, MANITOWOC, MARATHON, MARINETTE, MARQUETTE, MENOMINEE, MONROE, OCONTO, ONEIDA, OUTAGAMIE, PEPIN, PIERCE, POLK, PORTAGE, PRICE, RICHLAND, ROCK, RUSK, SAUK, SAWYER, SHAWANO, SHEBOYGAN, ST. CROIX, TAYLOR, TREMPLEAU, VERNON, VILLAS, WALWORTH, WASHBURN, WAUPACA, WAUSHARA, WINNEBAGO, AND WOOD COUNTIES

	Rates	Fringes
LABORER		
Group 1.....	\$ 37.57	19.25
Group 2.....	\$ 37.67	19.25
Group 3.....	\$ 37.72	19.25
Group 4.....	\$ 37.92	19.25
Group 5.....	\$ 37.77	19.25
Group 6.....	\$ 34.20	19.25

LABORER CLASSIFICATIONS

GROUP 1: General Laborer; Tree Trimmer; Conduit Layer; Demolition and Wrecking Laborer; Guard Rail, Fence, and Bridge Builder; Landscaper; Multiplate Culvert Assembler; Stone Handler; Bituminous Worker (Shoveler, Loader, and Utility Man); Batch Truck Dumper or Cement Handler; Bituminous Worker (Dumper, Ironer, Smoother and Tamper); Concrete Handler

GROUP 2: Air Tool Operator; Joint Sawyer and Filler (Pavement); Vibrator or Tamper Operator (Mechanical Hand Operated); Chain Saw Operator, Demolition Burning Torch Laborer

GROUP 3: Bituminous Worker (Raker and Luteman); Formsetter (Curb, Sidewalk and Pavement); Strike Off Man

GROUP 4: Line and Grade Specialist

GROUP 5: Blaster; powderman

GROUP 6: Flagperson; Traffic Control

-----  
LAB00464-003 06/01/2023

DANE COUNTY

	Rates	Fringes
LABORER		
Group 1.....	\$ 37.85	19.25
Group 2.....	\$ 37.95	19.25
Group 3.....	\$ 38.00	19.25
Group 4.....	\$ 38.20	19.25
Group 5.....	\$ 38.05	19.25
Group 6.....	\$ 34.20	19.25

LABORERS CLASSIFICATIONS:

GROUP 1: General Laborer; Tree Trimmer; Conduit Layer; Demolition and Wrecking Laborer; Guard Rail, Fence, and

Bridge Builder; Landscaper; Multiplate Culvert Assembler; Stone Handler; Bituminous Worker (Shoveler, Loader, and Utility Man); Batch Truck Dumper or Cement Handler; Bituminous Worker (Dumper, Ironer, Smoother, and Tamper); Concrete Handler

GROUP 2: Air Tool Operator; Joint Sawyer and Filler (Pavement); Vibrator or Tamper Operator (Mechanical Hand Operated); Chain Saw Operator; Demolition Burning Torch Laborer

GROUP 3: Bituminous Worker (Raker and Luteman); Formsetter (Curb, Sidewalk, and Pavement); Strike Off Man

GROUP 4: Line and Grade Specialist

GROUP 5: Blaster; Powderman

GROUP 6: Flagperson and Traffic Control Person

-----  
PAIN0106-008 05/01/2023

ASHLAND, BAYFIELD, BURNETT, AND DOUGLAS COUNTIES

	Rates	Fringes
Painters:		
New:		
Brush, Roller.....	\$ 34.59	24.84
Spray, Sandblast, Steel....	\$ 35.19	24.84
Repaint:		
Brush, Roller.....	\$ 33.09	24.84
Spray, Sandblast, Steel....	\$ 33.69	24.84

-----  
PAIN0108-002 06/01/2023

RACINE COUNTY

	Rates	Fringes
Painters:		
Brush, Roller.....	\$ 41.04	21.95
Spray & Sandblast.....	\$ 42.04	21.95

-----  
PAIN0259-002 05/01/2008

BARRON, CHIPPEWA, DUNN, EAU CLAIRE, PEPIN, PIERCE, POLK, RUSK, SAWYER, ST. CROIX, AND WASHBURN COUNTIES

	Rates	Fringes
PAINTER.....	\$ 24.11	12.15

-----  
PAIN0259-004 05/01/2015

BUFFALO, CRAWFORD, JACKSON, LA CROSSE, MONROE, TREMPLEAU, AND VERNON COUNTIES

	Rates	Fringes
PAINTER.....	\$ 22.03	12.45

PAIN0781-002 06/01/2023

JEFFERSON, MILWAUKEE, OZAUKEE, WASHINGTON, AND WAUKESHA COUNTIES

Rates Fringes

Painters:

Bridge.....	\$ 39.84	24.86
Brush.....	\$ 39.09	24.86
Spray & Sandblast.....	\$ 39.84	24.86

PAIN0802-002 06/01/2023

COLUMBIA, DANE, DODGE, GRANT, GREEN, IOWA, LAFAYETTE, RICHLAND, ROCK, AND SAUK COUNTIES

Rates Fringes

PAINTER

Brush.....	\$ 35.00	20.62
------------	----------	-------

PREMIUM PAY:

Structural Steel, Spray, Bridges = \$1.00 additional per hour.

PAIN0802-003 06/01/2023

ADAMS, BROWN, CALUMET, CLARK, DOOR, FOND DU LAC, FOREST, GREEN LAKE, IRON, JUNEAU, KEWAUNEE, LANGLADE, LINCOLN, MANITOWOC, MARATHON, MARINETTE, MARQUETTE, MENOMINEE, OCONTO, ONEIDA, OUTAGAMIE, PORTAGE, PRICE, SHAWANO, SHEBOYGAN, TAYLOR, VILAS, WAUSHARA, WAUPACA, WINNEBAGO, AND WOOD COUNTIES

Rates Fringes

PAINTER.....	\$ 35.00	20.62
--------------	----------	-------

PAIN0934-001 06/01/2022

KENOSHA AND WALWORTH COUNTIES

Rates Fringes

Painters:

Brush.....	\$ 36.70	24.69
Spray.....	\$ 37.70	24.69
Structural Steel.....	\$ 36.85	24.69

PAIN1011-002 06/06/2021

FLORENCE COUNTY

Rates Fringes

Painters:.....	\$ 26.71	14.38
----------------	----------	-------

PLAS0599-002 06/01/2023

Rates Fringes

CEMENT MASON/CONCRETE FINISHER

Area A.....	\$ 45.17	27.27
-------------	----------	-------

Area B.....	\$ 39.97	25.02
Area C.....	\$ 40.40	25.25
Area D.....	\$ 41.16	24.49
Area E.....	\$ 40.50	25.14
Area F.....	\$ 36.98	28.67

AREA DESCRIPTIONS

AREA A: ASHLAND, BURNETT, BAYFIELD, DOUGLAS, IRON, PRICE, SAWYER, AND WASHBURN COUNTIES

AREA B: ADAMS, BARRON, BROWN, CALUMET, CHIPPEWA, CLARK, COLUMBIA, DODGE, DOOR, DUNN, FLORENCE, FOND DU LAC, FOREST, GREEN LAKE, JEFFERSON, KEWAUNEE, LANGLADE, LINCOLN, MANITOWOC, MARATHON, MARINETTE, MARQUETTE, MENOMINEE, OCONTO, ONEIDA, OUTAGAMIE, POLK, PORTAGE, RUSK, ST. CROIX, SAUK, SHAWANO, SHEBOYGAN, TAYLOR, VILAS, WALWORTH, WAUPACA, WAUSHARA, WINNEBAGO, AND WOOD COUNTIES

AREA C: BUFFALO, CRAWFORD, EAU CLAIRE, JACKSON, JUNEAU, LA CROSSE, MONROE, PEPIN, PIERCE, RICHLAND, TREMPLEAU, AND VERNON COUNTIES

AREA D: MILWAUKEE, OZAUKEE, WASHINGTON, AND WAUKESHA COUNTIES

AREA E: DANE, GRANT, GREEN, IOWA, LAFAYETTE, AND ROCK COUNTIES

AREA F: KENOSHA AND RACINE COUNTIES

-----  
TEAM0039-001 06/01/2023

	Rates	Fringes
TRUCK DRIVER		
1 & 2 Axles.....	\$ 35.57	26.09
3 or more Axles; Euclids, Dumptor & Articulated, Truck Mechanic.....	\$ 35.72	26.09

-----  
-----  
WELDERS - Receive rate prescribed for craft performing operation to which welding is incidental.

=====  
Note: Executive Order (EO) 13706, Establishing Paid Sick Leave for Federal Contractors applies to all contracts subject to the Davis-Bacon Act for which the contract is awarded (and any solicitation was issued) on or after January 1, 2017. If this contract is covered by the EO, the contractor must provide employees with 1 hour of paid sick leave for every 30 hours they work, up to 56 hours of paid sick leave each year. Employees must be permitted to use paid sick leave for their own illness, injury or other health-related needs, including preventive care; to assist a family member (or person who is like family to the employee) who is ill, injured, or has other health-related needs, including preventive care; or for reasons resulting from, or to assist a family member (or person who is like family to the employee) who is a victim of, domestic violence, sexual assault, or stalking. Additional information on contractor requirements and worker protections under the EO is available at <https://www.dol.gov/agencies/whd/government-contracts>.

Unlisted classifications needed for work not included within the scope of the classifications listed may be added after award only as provided in the labor standards contract clauses (29CFR 5.5 (a) (1) (ii)).

-----

The body of each wage determination lists the classification and wage rates that have been found to be prevailing for the cited type(s) of construction in the area covered by the wage determination. The classifications are listed in alphabetical order of ""identifiers"" that indicate whether the particular rate is a union rate (current union negotiated rate for local), a survey rate (weighted average rate) or a union average rate (weighted union average rate).

#### Union Rate Identifiers

A four letter classification abbreviation identifier enclosed in dotted lines beginning with characters other than ""SU"" or ""UAVG"" denotes that the union classification and rate were prevailing for that classification in the survey. Example: PLUM0198-005 07/01/2014. PLUM is an abbreviation identifier of the union which prevailed in the survey for this classification, which in this example would be Plumbers. 0198 indicates the local union number or district council number where applicable, i.e., Plumbers Local 0198. The next number, 005 in the example, is an internal number used in processing the wage determination. 07/01/2014 is the effective date of the most current negotiated rate, which in this example is July 1, 2014.

Union prevailing wage rates are updated to reflect all rate changes in the collective bargaining agreement (CBA) governing this classification and rate.

#### Survey Rate Identifiers

Classifications listed under the ""SU"" identifier indicate that no one rate prevailed for this classification in the survey and the published rate is derived by computing a weighted average rate based on all the rates reported in the survey for that classification. As this weighted average rate includes all rates reported in the survey, it may include both union and non-union rates. Example: SULA2012-007 5/13/2014. SU indicates the rates are survey rates based on a weighted average calculation of rates and are not majority rates. LA indicates the State of Louisiana. 2012 is the year of survey on which these classifications and rates are based. The next number, 007 in the example, is an internal number used in producing the wage determination. 5/13/2014 indicates the survey completion date for the classifications and rates under that identifier.

Survey wage rates are not updated and remain in effect until a new survey is conducted.

#### Union Average Rate Identifiers

Classification(s) listed under the UAVG identifier indicate that no single majority rate prevailed for those classifications; however, 100% of the data reported for the classifications was union data. EXAMPLE: UAVG-OH-0010



08/29/2014. UAVG indicates that the rate is a weighted union average rate. OH indicates the state. The next number, 0010 in the example, is an internal number used in producing the wage determination. 08/29/2014 indicates the survey completion date for the classifications and rates under that identifier.

A UAVG rate will be updated once a year, usually in January of each year, to reflect a weighted average of the current negotiated/CBA rate of the union locals from which the rate is based.

---

#### WAGE DETERMINATION APPEALS PROCESS

1.) Has there been an initial decision in the matter? This can be:

- \* an existing published wage determination
- \* a survey underlying a wage determination
- \* a Wage and Hour Division letter setting forth a position on a wage determination matter
- \* a conformance (additional classification and rate) ruling

On survey related matters, initial contact, including requests for summaries of surveys, should be with the Wage and Hour National Office because National Office has responsibility for the Davis-Bacon survey program. If the response from this initial contact is not satisfactory, then the process described in 2.) and 3.) should be followed.

With regard to any other matter not yet ripe for the formal process described here, initial contact should be with the Branch of Construction Wage Determinations. Write to:

Branch of Construction Wage Determinations  
Wage and Hour Division  
U.S. Department of Labor  
200 Constitution Avenue, N.W.  
Washington, DC 20210

2.) If the answer to the question in 1.) is yes, then an interested party (those affected by the action) can request review and reconsideration from the Wage and Hour Administrator (See 29 CFR Part 1.8 and 29 CFR Part 7). Write to:

Wage and Hour Administrator  
U.S. Department of Labor  
200 Constitution Avenue, N.W.  
Washington, DC 20210

The request should be accompanied by a full statement of the interested party's position and by any information (wage payment data, project description, area practice material, etc.) that the requestor considers relevant to the issue.

3.) If the decision of the Administrator is not favorable, an interested party may appeal directly to the Administrative Review Board (formerly the Wage Appeals Board). Write to:

Administrative Review Board  
U.S. Department of Labor  
200 Constitution Avenue, N.W.

Washington, DC 20210

4.) All decisions by the Administrative Review Board are final.

=====

END OF GENERAL DECISION

"

"General Decision Number: WI20230015 12/22/2023

Superseded General Decision Number: WI20220015

State: Wisconsin

Construction Type: Heavy

Counties: Wisconsin Statewide.

HEAVY CONSTRUCTION PROJECTS (Excluding Tunnel, Sewer, and Water Lines).

Note: Contracts subject to the Davis-Bacon Act are generally required to pay at least the applicable minimum wage rate required under Executive Order 14026 or Executive Order 13658. Please note that these Executive Orders apply to covered contracts entered into by the federal government that are subject to the Davis-Bacon Act itself, but do not apply to contracts subject only to the Davis-Bacon Related Acts, including those set forth at 29 CFR 5.1(a)(2)-(60).

<p>If the contract is entered into on or after January 30, 2022, or the contract is renewed or extended (e.g., an option is exercised) on or after January 30, 2022:</p>	<ul style="list-style-type: none"> <li>. Executive Order 14026 generally applies to the contract.</li> <li>. The contractor must pay all covered workers at least \$16.20 per hour (or the applicable wage rate listed on this wage determination, if it is higher) for all hours spent performing on the contract in 2023.</li> </ul>
<p>If the contract was awarded on or between January 1, 2015 and January 29, 2022, and the contract is not renewed or extended on or after January 30, 2022:</p>	<ul style="list-style-type: none"> <li>. Executive Order 13658 generally applies to the contract.</li> <li>. The contractor must pay all covered workers at least \$12.15 per hour (or the applicable wage rate listed on this wage determination, if it is higher) for all hours spent performing on that contract in 2023.</li> </ul>

The applicable Executive Order minimum wage rate will be adjusted annually. If this contract is covered by one of the Executive Orders and a classification considered necessary for performance of work on the contract does not appear on this wage determination, the contractor must still submit a conformance request.

Additional information on contractor requirements and worker protections under the Executive Orders is available at <http://www.dol.gov/whd/govcontracts>.

Modification Number	Publication Date
0	01/06/2023
1	01/13/2023

2	01/20/2023
3	03/31/2023
4	04/07/2023
5	05/26/2023
6	06/02/2023
7	06/09/2023
8	06/16/2023
9	06/23/2023
10	06/30/2023
11	07/07/2023
12	07/14/2023
13	07/28/2023
14	08/04/2023
15	08/18/2023
16	09/01/2023
17	09/08/2023
18	10/13/2023
19	12/15/2023
20	12/22/2023

BOIL0107-001 01/01/2021

	Rates	Fringes
BOILERMAKER		
Boilermaker.....	\$ 39.52	31.50
Small Boiler Repair (under 25,000 lbs/hr).....	\$ 26.91	16.00

BRWI0001-002 06/01/2023

CRAWFORD, JACKSON, JUNEAU, LA CROSSE, MONROE, TREMPPEALEAU, AND VERNON COUNTIES

	Rates	Fringes
BRICKLAYER.....	\$ 40.18	25.88

BRWI0002-002 06/01/2023

ASHLAND, BAYFIELD, DOUGLAS, AND IRON COUNTIES

	Rates	Fringes
BRICKLAYER.....	\$ 47.10	25.16

BRWI0002-005 06/01/2023

ADAMS, ASHLAND, BARRON, BROWN, BURNETT, CALUMET, CHIPPEWA, CLARK, COLUMBIA, DODGE, DOOR, DUNN, FLORENCE, FOND DU LAC, FOREST, GREEN LAKE, IRON, JEFFERSON, KEWAUNEE, LANGLADE, LINCOLN, MANITOWOC, MARATHON, MARINETTE, MARQUETTE, MENOMINEE, OCONTO, ONEIDA, OUTAGAMIE, POLK, PORTAGE, RUSK, ST CROIX, SAUK, SHAWANO, SHEBOYGAN, TAYLOR, VILAS, WALWORTH, WAUPACA, WAUSHARA, WINNEBAGO, AND WOOD COUNTIES

	Rates	Fringes
CEMENT MASON/CONCRETE FINISHER...	\$ 39.97	25.02

BRWI0003-002 06/01/2023

BROWN, DOOR, FLORENCE, KEWAUNEE, MARINETTE, AND OCONTO COUNTIES

	Rates	Fringes
BRICKLAYER.....	\$ 40.00	26.06

-----  
BRWI0004-002 06/01/2023

KENOSHA, RACINE, AND WALWORTH COUNTIES

	Rates	Fringes
BRICKLAYER.....	\$ 44.50	26.96

-----  
BRWI0006-002 06/01/2023

ADAMS, CLARK, FOREST, LANGLADE, LINCOLN, MARATHON, MENOMINEE,  
ONEIDA, PORTAGE, PRICE, TAYLOR, VILAS AND WOOD COUNTIES

	Rates	Fringes
BRICKLAYER.....	\$ 40.08	25.98

-----  
BRWI0007-002 06/01/2023

GREEN, LAFAYETTE, AND ROCK COUNTIES

	Rates	Fringes
BRICKLAYER.....	\$ 40.95	26.80

-----  
BRWI0008-002 06/05/2023

MILWAUKEE, OZAUKEE, WASHINGTON, AND WAUKESHA COUNTIES

	Rates	Fringes
BRICKLAYER.....	\$ 44.96	25.67

-----  
BRWI0009-001 06/01/2023

GREEN LAKE, MARQUETTE, OUTAGAMIE, SHAWANO, WAUPACA, WASHARA,  
AND WINNEBAGO COUNTIES

	Rates	Fringes
BRICKLAYER.....	\$ 40.00	26.06

-----  
BRWI0011-002 06/01/2023

CALUMET, FOND DU LAC, MANITOWOC, AND SHEBOYGAN COUNTIES

	Rates	Fringes
BRICKLAYER.....	\$ 40.00	26.06

-----  
BRWI0013-002 06/01/2023

DANE, GRANT, IOWA, AND RICHLAND COUNTIES

	Rates	Fringes
BRICKLAYER.....	\$ 41.56	26.19

BRWI0019-002 06/01/2023

BARRON, BUFFALO, BURNETT, CHIPPEWA, DUNN, EAU CLAIRE, PEPIN, PIERCE, POLK, RUSK, ST. CROIX, SAWYER AND WASHBURN COUNTIES

	Rates	Fringes
BRICKLAYER.....	\$ 39.32	26.74

-----  
BRWI0021-002 06/01/2023

DODGE AND JEFFERSON COUNTIES

	Rates	Fringes
BRICKLAYER.....	\$ 40.49	27.24

-----  
BRWI0034-002 06/01/2023

COLUMBIA AND SAUK COUNTIES

	Rates	Fringes
BRICKLAYER.....	\$ 41.56	26.19

-----  
CARP0068-011 05/02/2022

BURNETT (W. of Hwy 48), PIERCE (W. of Hwy 29), POLK (W. of Hwys 35, 48 & 65), AND ST. CROIX (W. of Hwy 65) COUNTIES

	Rates	Fringes
Carpenter & Piledrivermen.....	\$ 41.19	27.05

-----  
CARP0264-003 06/05/2023

KENOSHA, MILWAUKEE, OZAUKEE, RACINE, WAUKESHA, AND WASHINGTON COUNTIES

	Rates	Fringes
CARPENTER.....	\$ 41.91	29.72

-----  
CARP0310-002 06/05/2023

Ashland, Bayfield, Forest, Iron, Langlade, Lincoln, Marathon, Oneida, Shawano, Taylor and Vilas

	Rates	Fringes
CARPENTER.....	\$ 38.86	27.06
Piledriver.....	\$ 39.43	27.02

-----  
CARP0314-001 06/05/2023

Columbia, Dane, Dodge, Grant, Green, Iowa, Jefferson, Lafayette, Richland, Rock, Sauk and Walworth

Rates Fringes

CARPENTER.....	\$ 38.86	27.06
Piledriver.....	\$ 39.43	27.02

-----  
CARP0361-004 05/01/2018

BAYFIELD (West of Hwy 63) AND DOUGLAS COUNTIES

	Rates	Fringes
CARPENTER.....	\$ 36.15	20.43

-----  
CARP0731-002 06/05/2023

Calumet (Eastern portion of the County), Fond Du Lac, Manitowoc and Sheboygan

	Rates	Fringes
CARPENTER.....	\$ 38.86	27.06
Piledriver.....	\$ 39.43	27.02

-----  
CARP0804-001 06/05/2023

Adams, Juneau, Portage and Wood

	Rates	Fringes
CARPENTER.....	\$ 38.86	27.06
Piledriver.....	\$ 39.43	27.02

-----  
CARP0955-002 06/05/2023

Calumet (western portion of County), Fond Du Lac, Green Lake, Marquette, Outagamie and Winnebago

	Rates	Fringes
CARPENTER.....	\$ 38.86	27.06
PILEDRIVER.....	\$ 39.43	27.02

-----  
CARP1056-002 06/01/2023

	Rates	Fringes
MILLWRIGHT.....	\$ 40.00	27.77

-----  
CARP1074-002 06/05/2023

Barron, Burnett, Chippewa, Clark, Dunn, Eau Claire, Pepin, Pierce, Polk, Rusk, Sawyer, St. Croix and Washburn

	Rates	Fringes
CARPENTER.....	\$ 38.86	27.06
PILEDRIVER.....	\$ 39.43	27.02

-----  
CARP1143-002 06/05/2023

BUFFALO, CRAWFORD, JACKSON, LA CROSSE, MONROE, TREMPLEAU AND VERNON COUNTIES

	Rates	Fringes
CARPENTER.....	\$ 38.86	27.06
PILEDRIIVER.....	\$ 39.43	27.02

-----  
CARP1146-002 06/05/2023

Brown, Door, Florence, Kewaunee, Marinette, Menominee and Shawano

	Rates	Fringes
CARPENTER.....	\$ 38.86	27.06
PILEDRIIVER.....	\$ 39.43	27.02

-----  
CARP2337-009 06/05/2023

KENOSHA, MILWAUKEE, OZAUKEE, RACINE, WASHINGTON, AND WAUKESHA

	Rates	Fringes
PILEDRIVERMAN.....	\$ 39.22	34.01

-----  
CARP2337-010 06/01/2023

KENOSHA, MILWAUKEE, OZAUKEE, RACINE, WASHINGTON, AND WAUKESHA

	Rates	Fringes
MILLWRIGHT.....	\$ 39.31	32.21

-----  
ELEC0014-002 12/25/2022

ASHLAND, BARRON, BAYFIELD, BUFFALO, BURNETT, CHIPPEWA, CLARK (except Maryville, Colby, Unity, Sherman, Fremont, Lynn & Sherwood), CRAWFORD, DUNN, EAU CLAIRE, GRANT, IRON, JACKSON, LA CROSSE, MONROE, PEPIN, PIERCE, POLK, PRICE, RICHLAND, RUSK, ST CROIX, SAWYER, TAYLOR, TREMPLEALEAU, VERNON, AND WASHBURN COUNTIES

	Rates	Fringes
Electricians:.....	\$ 39.25	22.34

-----  
ELEC0014-007 05/29/2022

REMAINING COUNTIES

	Rates	Fringes
Teledata System Installer Installer/Technician.....	\$ 29.63	3%+16.18

Low voltage construction, installation, maintenance and removal of teledata facilities (voice, data, and video) including outside plant, telephone and data inside wire, interconnect, terminal equipment, central offices, PABX, fiber optic cable and equipment, micro waves, V-SAT, bypass, CATV, WAN (wide area networks), LAN (local area networks), and ISDN (integrated systems digital network).

-----  
ELEC0127-002 06/01/2023



KENOSHA COUNTY

	Rates	Fringes
Electricians:.....	\$ 46.05	30%+13.15
-----		

ELEC0158-002 05/30/2021

BROWN, DOOR, KEWAUNEE, MANITOWOC (except Schleswig), MARINETTE(Wausaukee and area South thereof), OCONTO, MENOMINEE (East of a line 6 miles West of the West boundary of Oconto County), SHAWANO (Except Area North of Townships of Aniwa and Hutchins) COUNTIES

	Rates	Fringes
ELECTRICIAN.....	\$ 36.14	29.75%+10.26
-----		

ELEC0159-003 05/30/2021

COLUMBIA, DANE, DODGE (Area West of Hwy 26, except Chester and Emmet Townships), GREEN, LAKE (except Townships of Berlin, Seneca, and St. Marie), IOWA, MARQUETTE (except Townships of Neshkoka, Crystal Lake, Newton, and Springfield), and SAUK COUNTIES

	Rates	Fringes
ELECTRICIAN.....	\$ 43.38	23.13
-----		

ELEC0219-004 06/01/2019

FLORENCE COUNTY (Townships of Aurora, Commonwealth, Fern, Florence and Homestead) AND MARINETTE COUNTY (Township of Niagara)

	Rates	Fringes
Electricians:		
Electrical contracts over \$180,000.....	\$ 33.94	21.80
Electrical contracts under \$180,000.....	\$ 31.75	21.73
-----		

ELEC0242-005 05/30/2021

DOUGLAS COUNTY

	Rates	Fringes
Electricians:.....	\$ 41.37	69.25%
-----		

ELEC0388-002 06/01/2023

ADAMS, CLARK (Colby, Freemont, Lynn, Mayville, Sherman, Sherwood, Unity), FOREST, JUNEAU, LANGLADE, LINCOLN, MARATHON, MARINETTE (Beecher, Dunbar, Goodman & Pembine), MENOMINEE (Area West of a line 6 miles West of the West boundary of Oconto County), ONEIDA, PORTAGE, SHAWANO (Aniwa and Hutchins), VILAS AND WOOD COUNTIES

	Rates	Fringes
Electricians:.....	\$ 38.74	26%+11.76

-----  
ELEC0430-002 06/01/2023

RACINE COUNTY (Except Burlington Township)

	Rates	Fringes
Electricians:.....	\$ 46.70	25.02

-----  
\* ELEC0494-005 05/28/2023

MILWAUKEE, OZAUKEE, WASHINGTON, AND WAUKESHA COUNTIES

	Rates	Fringes
Electricians:.....	\$ 47.75	26.72

-----  
ELEC0494-006 06/01/2021

CALUMET (Township of New Holstein), DODGE (East of Hwy 26 including Chester Township), FOND DU LAC, MANITOWOC (Schleswig), and SHEBOYGAN COUNTIES

	Rates	Fringes
Electricians:.....	\$ 37.91	22.74

-----  
\* ELEC0494-013 05/28/2023

DODGE (East of Hwy 26 including Chester Twp, excluding Emmet Twp), FOND DU LAC (Except Waupun), MILWAUKEE, OZAUKEE, MANITOWOC (Schleswig), WASHINGTON, AND WAUKESHA COUNTIES

	Rates	Fringes
Sound & Communications		
Installer.....	\$ 34.65	18.36
Technician.....	\$ 34.65	18.36

-----  
Installation, testing, maintenance, operation and servicing of all sound, intercom, telephone interconnect, closed circuit TV systems, radio systems, background music systems, language laboratories, electronic carillon, antenna distribution systems, clock and program systems and low-voltage systems such as visual nurse call, audio/visual nurse call systems, doctors entrance register systems. Includes all wire and cable carrying audio, visual, data, light and radio frequency signals. Includes the installation of conduit, wiremold, or raceways in existing structures that have been occupied for six months or more where required for the protection of the wire or cable, but does not mean a complete conduit or raceway system. work covered does not include the installation of conduit, wiremold or any raceways in any new construction, or the installation of power supply outlets by means of which external electric power is supplied to any of the foregoing equipment or products

ELEC0577-003 06/01/2022

CALUMET (except Township of New Holstein), GREEN LAKE (N. part including Townships of Berlin, St Marie, and Seneca), MARQUETTE (N. part including Townships of Crystal Lake, Neshkoro, Newton, and Springfield), OUTAGAMIE, WAUPACA, WAUSHARA, AND WINNEBAGO COUNTIES

	Rates	Fringes
Electricians:.....	\$ 37.41	29.50%+10.00

-----  
ELEC0890-003 06/01/2022

DODGE (Emmet Township only), GREEN, JEFFERSON, LAFAYETTE, RACINE (Burlington Township), ROCK AND WALWORTH COUNTIES

	Rates	Fringes
Electricians:.....	\$ 40.70	25.95%+11.26

-----  
ELEC0953-001 06/02/2019

	Rates	Fringes
Line Construction:		
(1) Lineman.....	\$ 47.53	21.43
(2) Heavy Equipment Operator.....	\$ 42.78	19.80
(3) Equipment Operator.....	\$ 38.02	18.40
(4) Heavy Groundman Driver..	\$ 33.27	16.88
(5) Light Groundman Driver..	\$ 30.89	16.11
(6) Groundsman.....	\$ 26.14	14.60

-----  
ENGI0139-001 06/01/2023

KENOSHA, MILWAUKEE, OZAUKEE, RACINE, WASHINGTON, AND WAUKESHA COUNTIES

	Rates	Fringes
Power Equipment Operator		
Group 1.....	\$ 50.21	24.05
Group 2.....	\$ 49.71	24.05
Group 3.....	\$ 49.21	24.05
Group 4.....	\$ 48.37	24.05
Group 5.....	\$ 44.39	24.05
Group 6.....	\$ 39.24	24.05

HAZARDOUS WASTE PREMIUMS:  
EPA Level ""A"" Protection: \$3.00 per hour  
EPA Level ""B"" Protection: \$2.00 per hour  
EPA Level ""C"" Protection: \$1.00 per hour

POWER EQUIPMENT OPERATORS CLASSIFICATIONS

GROUP 1: Cranes, Tower Cranes, Pedestal Tower Cranes and Derricks with or w/o attachments with a lifting capacity of over 100 tons; or Cranes, Tower Cranes, Pedestal Tower Cranes and Derricks with boom, leads, and/or jib lengths measuring 176 feet or longer; Self-Erecting Tower Cranes over 4000 lbs lifting capacity; All Cranes with Boom

Dollies; Boring Machines (directional); Master Mechanic. \$0.50 additional per hour per 100 tons or 100 ft of boom over 200 ft or lifting capacity of crane over 200 tons to a maximum of 300 tons or 300 ft. Thereafter an increase of \$0.01 per ft or ton, whichever is greater.

GROUP 2: Cranes, Tower Cranes, Pedestal Tower Cranes and Derricks with or without attachments with a lifting capacity of 100 tons or less; or Cranes, Tower Cranes Portable Tower Cranes, Pedestal Tower Cranes and Derricks with boom, leadsand/or jib lengths measuring 175 feet or less; Backhoes (excavators) 130,000 lbs and over; Caisson Rigs; Pile Drivers; Boring Machines (vertical or horizontal), Versi-Lift, Tri-Lift, Gantry 20,000 lbs & over.

GROUP 3: Backhoe (excavator) under 130,000 lbs; Self-erecting Tower Crane 4000 lbs & under lifting capacity; Traveling Crane (bridge type); Skid Rigs; Dredge Operator; Mechanic; Concrete Paver (over 27E); Concrete Spreader and Distributor; Forklift/ Telehandler (machinery- moving / steel erection); Hydro Blaster, 10,000 psi and over

GROUP 4: Material Hoists; Stack Hoists; Hydraulic Backhoe (tractor or truck mounted); Hydraulic Crane, 5 tons or under (tractor or truck mounted); Hoist (tuggers 5 tons & over); Hydro-Excavators/Daylighters; Concrete Pumps Rotec type Conveyors; Tractor/Bulldozer/End Loader (over 40 hp); Motor Patrol; Scraper Operator; Sideboom; Straddle Carrier; Welder; Bituminous Plant and Paver Operator; Roller over 5 tons; Rail Leveling Machine (Railroad); Tie Placer; Tie Extractor; Tie Tamper; Stone Leveler; Rotary Drill Operator and Blaster; Percussion Drill Operator; Air Track Drill and/or Hammers; Gantrys (under 20,000 lbs); Tencher (wheel type or chain type having 8 inch or larger bucket); Milling Machine; Off-Road Material Haulers.

GROUP 5: Backfiller; Concrete Auto Breaker (large); Concrete Finishing Machines (road type); Rubber Tired Roller; Concrete Batch Hopper; Concrete Conveyor Systems; Grout Pumps; Concrete Mixers (14S or over); Screw Type Pumps and Gypsum Pumps; Tractor, Bulldozer, End Loader (under 40 hp); Trencher (chain type, bucket under 8 inch); Industrial Locomotives; Rollers under 5 tons; Stump Grinder/Chipper (Large); Timber Equipment; Firemen (pile drivers and derricks); Personnel Hoist, Telehandler over 8000 lbs; Robotic Tool Carrier with or without attachments

GROUP 6: Tampers - Compactors (riding type); Assistant Engineer; A-Frames and Winch Trucks; Concrete Auto Breaker; Hydrohammers (small); Brooms and Sweepers; Hoist (tuggers under 5 tons); Boats (Tug, Safety, Work Barges, Launch); Shouldering Machine Operator; Prestress Machines; Screed Operator; Stone Crushers and Screening Plants; Screed Operators (milling machine), Farm or Industrial Tractor Mounted Equipment; Post Hole Digger; Fireman (asphalt plants); Air Compressors over 400 CFM; Generators, over 150 KW; Augers (vertical and horizontal); Air, Electric, Hydraulic Jacks (slipform); Skid Steer Loaders (with or without attachments); Boiler Operators (temporary heat); Refrigeration Plant/Freeze Machines; Power Pack Vibratory/Ultra Sound Drivers and Extractors; Welding Machines; Heaters (mechanical); Pumps; Winches (small electric); Oiler and Greaser; Rotary Drill Tender; Conveyor; Forklifts/Telehandler 8000 lbs & under; Elevators: Automatic Hoists; Pumps (well points);

## Combination Small Equipment Operators

-----  
ENGI0139-003 06/05/2023

## REMAINING COUNTIES

	Rates	Fringes
Power Equipment Operator		
Group 1.....	\$ 47.53	25.89
Group 2.....	\$ 46.28	25.89
Group 3.....	\$ 43.23	25.89
Group 4.....	\$ 42.70	25.89
Group 5.....	\$ 40.63	25.89
Group 6.....	\$ 39.10	25.89

## HAZARDOUS WASTE PREMIUMS:

EPA Level ""A"" Protection: \$3.00 per hour

EPA Level ""B"" Protection: \$2.00 per hour

EPA Level ""C"" Protection: \$1.00 per hour

## POWER EQUIPMENT OPERATORS CLASSIFICATIONS

GROUP 1: Cranes, Tower Cranes and Derricks with or without attachments with a lifting capacity of over 100 tons; Cranes, Tower Cranes, and Derricks with boom, leads and/or jib lengths 176 ft or longer.

GROUP 2: Backhoes (Excavators) weighing 130,00 lbs and over; Cranes, Tower Cranes and Derricks with or without attachments with a lifting capacity of 100 tons or less; Cranes, Tower Cranes, and Derricks with boom, leads, and/or jib lengths 175 ft or less; Caisson Rigs; Pile Driver

GROUP 3: Backhoes (Excavators) weighing under 130,000 lbs; Travelling Crane (bridge type); Milling Machine; Concrete Paver over 27 E; Concrete Spreader and Distributor; Concrete Laser Screed; Concrete Grinder and Planing Machine; Slipform Curb and Gutter Machine; Boring Machine (Directional); Dredge Operator; Skid Rigs; over 46 meter Concrete Pump.

GROUP 4: Hydraulic Backhoe (tractor or truck mounted); Hydraulic Crane, 10 tons or less; Tractor, Bulldozer, or End Loader (over 40 hp); Motor Patrol; Scraper Operator; Bituminous Plant and Paver Operator; Screed-Milling Machine; Roller over 5 tons; Concrete pumps 46 meter and under; Grout Pumps; Rotec type machine; Hydro Blaster, 10,000 psi and over; Rotary Drill Operator; Percussion Drilling Machine; Air Track Drill with or without integral hammer; Blaster; Boring Machine (vertical or horizontal); Side Boom; Trencher, wheel type or chain type having 8 inch or larger bucket; Rail Leveling Machine (Railroad); Tie Placer; Tie Extractor; Tie Tamper; Stone Leveler; Straddle Carrier; Material Hoists; Stack Hoist; Man Hoists; Mechanic and Welder; Off Road Material Haulers.

GROUP 5: Tractor, Bulldozer, or Endloader (under 40 hp); Tampers -Compactors, riding type; Stump Chipper, large; Roller, Rubber Tire; Backfiller; Trencher, chain type (bucket under 8 inch); Concrete Auto Breaker, large; Concrete Finishing Machine (road type); Concrete Batch Hopper; Concrete Conveyor Systems; Concrete Mixers, 14S or over; Pumps, Screw Type and Gypsum); Hydrohammers, small;

Brooms and Sweepers; Lift Slab Machine; Roller under 5 tons; Industrial Locomotives; Fireman (Pile Drivers and Derricks); Pumps (well points); Hoists, automatic; A-Frames and Winch Trucks; Hoists (tuggers); Boats (Tug, Safety, Work Barges and Launches); Assistant Engineer

GROUP 6: Shouldering Machine Operator; Farm or Industrial Tractor mounted equipment; Post Hole Digger; Auger (vertical and horizontal); Skid Steer Loader with or without attachments; Robotic Tool Carrier with or without attachments; Power Pack Vibratory/Ultra Sound Driver and Extractor; Fireman (Asphalt Plants); Screed Operator; Stone Crushers and Screening Plants; Air, Electric, Hydraulic Jacks (Slip Form); Prestress Machines; Air Compressor, 400 CFM or over; Refrigeration Plant/Freeze Machine; Boiler Operators (temporary heat); Forklifts; Welding Machines; Generators; Pumps over 3"; Heaters, Mechanical; Combination small equipment operator; Winches, small electric; Oiler; Greaser; Rotary Drill Tender; Conveyor; Elevator Operator

-----  
IRON0008-002 06/01/2023

BROWN, CALUMET, DOOR, FOND DU LAC, KEWAUNEE, MANITOWOC, MARINETTE, OCONTO, OUTAGAMI, SHAWANO, SHEBOYGAN, AND WINNEBAGO COUNTIES:

	Rates	Fringes
IRONWORKER.....	\$ 43.40	30.67

Paid Holidays: New Year's Day, Memorial Day, July 4th, Labor Day, Thanksgiving Day & Christmas Day.

-----  
IRON0008-003 06/01/2023

KENOSHA, MILWAUKEE, OZAUKEE, RACINE, WALWORTH (N.E. 2/3), WASHINGTON, AND WAUKESHA COUNTIES

	Rates	Fringes
IRONWORKER.....	\$ 41.73	30.67

Paid Holidays: New Year's Day, Memorial Day, July 4th, Labor Day, Thanksgiving Day & Christmas Day.

-----  
IRON0383-001 06/01/2023

ADAMS, COLUMBIA, CRAWFORD, DANE, DODGE, FLORENCE, FOREST, GRANT, GREENE, (Excluding S.E. tip), GREEN LAKE, IOWA, JEFFERSON, JUNEAU, LA CROSSE, LAFAYETTE, LANGLADE, MARATHON, MARQUETTE, MENOMINEE, MONROE, PORTAGE, RICHLAND, ROCK (Northern area, vicinity of Edgerton and Milton), SAUK, VERNON, WAUPACA, WAUSHARA, AND WOOD COUNTIES

	Rates	Fringes
IRONWORKER.....	\$ 41.00	30.13

-----  
IRON0512-008 04/30/2023

BARRON, BUFFALO, CHIPPEWA, CLARK, DUNN, EAU CLAIRE, JACKSON, PEPIN, PIERCE, POLK, RUSK, ST CROIX, TAYLOR, AND TREMPPEALEAU COUNTIES

	Rates	Fringes
IRONWORKER.....	\$ 43.00	34.11
-----		
IRON0512-021 04/30/2023		

ASHLAND, BAYFIELD, BURNETT, DOUGLAS, IRON, LINCOLN, ONEIDA, PRICE, SAWYER, VILAS AND WASHBURN COUNTIES

	Rates	Fringes
IRONWORKER.....	\$ 39.14	34.00
-----		
LAB00113-002 06/01/2023		

MILWAUKEE AND WAUKESHA COUNTIES

	Rates	Fringes
LABORER		
Group 1.....	\$ 33.56	23.86
Group 2.....	\$ 33.71	23.86
Group 3.....	\$ 33.91	23.86
Group 4.....	\$ 34.06	23.86
Group 5.....	\$ 34.21	23.86
Group 6.....	\$ 30.05	23.86

LABORERS CLASSIFICATIONS

GROUP 1: General Laborer; Tree Trimmer; Conduit Layer; Demolition and Wrecking Laborer; Guard Rail, Fence, and Bridge Builder; Landscaper; Multiplate Culvert Assembler; Stone Handler; Bituminous Worker (Shoveler, Loader, and Utility Man); Batch Truck Dumper or Cement Handler; Bituminous Worker (Dumper, Ironer, Smoother, and Tamper); Concrete Handler

GROUP 2: Air Tool Operator; Joint Sawyer and Filler (Pavement); Vibrator or Tamper Operator (Mechanical Hand Operated); Chain Saw Operator; Demolition Burning Torch Laborer

GROUP 3: Bituminous Worker (Raker and Luteman); Formsetter (Curb, Sidewalk, and Pavement); Strike Off Man

GROUP 4: Line and Grade Specialist

GROUP 5: Blaster and Powderman

GROUP 6: Flagperson; traffic control person

-----		
LAB00113-003 06/01/2023		

OZAUKEE AND WASHINGTON COUNTIES

	Rates	Fringes
--	-------	---------

LABORER

Group 1.....	\$ 32.81	23.86
Group 2.....	\$ 32.91	23.86
Group 3.....	\$ 32.96	23.86
Group 4.....	\$ 33.16	23.86
Group 5.....	\$ 33.01	23.86
Group 6.....	\$ 29.90	23.86

LABORERS CLASSIFICATIONS

GROUP 1: General Laborer; Tree Trimmer; Conduit Layer; Demolition and Wrecking Laborer; Guard Rail, Fence, and Bridge Builder; Landscaper; Multiplate Culvert Assembler; Stone Handler; Bituminous Worker (Shoveler, Loader, and Utility Man); Batch Truck Dumper or Cement Handler; Bituminous Worker (Dumper, Ironer, Smoother, and Tamper); Concrete Handler

GROUP 2: Air Tool Operator; Joint Sawyer and Filler (Pavement); Vibrator or Tamper Operator (Mechanical Hand Operated);

GROUP 3: Bituminous Worker (Raker and Luteman); Formsetter (Curb, Sidewalk, and Pavement); Strike Off Man

GROUP 4: Line and Grade Specialist

GROUP 5: Blaster; powderman

GROUP 6: Flagperson and Traffic Control Person

-----  
LAB00113-011 06/01/2023

KENOSHA AND RACINE COUNTIES

Rates Fringes

LABORER

Group 1.....	\$ 32.62	23.86
Group 2.....	\$ 32.77	23.86
Group 3.....	\$ 32.97	23.86
Group 4.....	\$ 32.94	23.86
Group 5.....	\$ 33.27	23.86
Group 6.....	\$ 29.76	23.86

LABORERS CLASSIFICATIONS:

GROUP 1: General laborer; Tree Trimmer; Conduit Layer; Demolition and Wrecking Laborer; Guard Rail, Fence, and Bridge Builder; Landscaper; Multiplate Culvert Assembler; Stone Handler; Bituminous Worker (Shoveler, Loader, and Utility Man); Batch Truck Dumper or Cement Handler; Bituminous worker (Dumper, Ironer, Smoother, and Tamper); Concrete Handler

GROUP 2: Air Tool Operator; Joint Sawyer and Filler (Pavement); Vibrator or Tamper Operator (Mechanical Hand Operated); Chain Saw Operator; Demolition Burning Torch Laborer

GROUP 3: Bituminous Worker (Raker and Luteman); Formsetter (Curb, Sidewalk, and Pavement); Strike Off Man

GROUP 4: Line and Grade Specialist



GROUP 5: Blaster and Powderman

GROUP 6: Flagman; traffic control person

-----  
LAB00140-002 06/01/2023

ADAMS, ASHLAND, BARRON, BAYFIELD, BROWN, BUFFALO, BURNETT, CALUMET, CHIPPEWA, CLARK, COLUMBIA, CRAWFORD, DODGE, DOOR, DOUGLAS, DUNN, EAU CLAIRE, FLORENCE, FOND DU LAC, FOREST, GRANT, GREEN, GREEN LAKE, IRON, JACKSON, JUNEAU, IOWA, JEFFERSON, KEWAUNEE, LA CROSSE, LAFAYETTE, LANGLADE, LINCOLN, MANITOWOC, MARATHON, MARINETTE, MARQUETTE, MENOMINEE, MONROE, OCONTO, ONEIDA, OUTAGAMIE, PEPIN, PIERCE, POLK, PORTAGE, PRICE, RICHLAND, ROCK, RUSK, SAUK, SAWYER, SHAWANO, SHEBOYGAN, ST. CROIX, TAYLOR, TREMPLEAU, VERNON, VILLAS, WALWORTH, WASHBURN, WAUPACA, WAUSHARA, WINNEBAGO, AND WOOD COUNTIES

	Rates	Fringes
LABORER		
Group 1.....	\$ 37.57	19.25
Group 2.....	\$ 37.67	19.25
Group 3.....	\$ 37.72	19.25
Group 4.....	\$ 37.92	19.25
Group 5.....	\$ 37.77	19.25
Group 6.....	\$ 34.20	19.25

LABORER CLASSIFICATIONS

GROUP 1: General Laborer; Tree Trimmer; Conduit Layer; Demolition and Wrecking Laborer; Guard Rail, Fence, and Bridge Builder; Landscaper; Multiplate Culvert Assembler; Stone Handler; Bituminous Worker (Shoveler, Loader, and Utility Man); Batch Truck Dumper or Cement Handler; Bituminous Worker (Dumper, Ironer, Smoother and Tamper); Concrete Handler

GROUP 2: Air Tool Operator; Joint Sawyer and Filler (Pavement); Vibrator or Tamper Operator (Mechanical Hand Operated); Chain Saw Operator, Demolition Burning Torch Laborer

GROUP 3: Bituminous Worker (Raker and Luteman); Formsetter (Curb, Sidewalk and Pavement); Strike Off Man

GROUP 4: Line and Grade Specialist

GROUP 5: Blaster; powderman

GROUP 6: Flagperson; Traffic Control

-----  
LAB00464-003 06/01/2023

DANE COUNTY

	Rates	Fringes
LABORER		
Group 1.....	\$ 37.85	19.25
Group 2.....	\$ 37.95	19.25
Group 3.....	\$ 38.00	19.25

Group 4.....	\$ 38.20	19.25
Group 5.....	\$ 38.05	19.25
Group 6.....	\$ 34.20	19.25

LABORERS CLASSIFICATIONS:

GROUP 1: General Laborer; Tree Trimmer; Conduit Layer; Demolition and Wrecking Laborer; Guard Rail, Fence, and Bridge Builder; Landscaper; Multiplate Culvert Assembler; Stone Handler; Bituminous Worker (Shoveler, Loader, and Utility Man); Batch Truck Dumper or Cement Handler; Bituminous Worker (Dumper, Ironer, Smoother, and Tamper); Concrete Handler

GROUP 2: Air Tool Operator; Joint Sawyer and Filler (Pavement); Vibrator or Tamper Operator (Mechanical Hand Operated); Chain Saw Operator; Demolition Burning Torch Laborer

GROUP 3: Bituminous Worker (Raker and Luteman); Formsetter (Curb, Sidewalk, and Pavement); Strike Off Man

GROUP 4: Line and Grade Specialist

GROUP 5: Blaster; Powderman

GROUP 6: Flagperson and Traffic Control Person

-----  
PAIN0106-008 05/01/2023

ASHLAND, BAYFIELD, BURNETT, AND DOUGLAS COUNTIES

	Rates	Fringes
Painters:		
New:		
Brush, Roller.....	\$ 34.59	24.84
Spray, Sandblast, Steel....	\$ 35.19	24.84
Repaint:		
Brush, Roller.....	\$ 33.09	24.84
Spray, Sandblast, Steel....	\$ 33.69	24.84

-----  
PAIN0108-002 06/01/2023

RACINE COUNTY

	Rates	Fringes
Painters:		
Brush, Roller.....	\$ 41.04	21.95
Spray & Sandblast.....	\$ 42.04	21.95

-----  
PAIN0259-002 05/01/2008

BARRON, CHIPPEWA, DUNN, EAU CLAIRE, PEPIN, PIERCE, POLK, RUSK, SAWYER, ST. CROIX, AND WASHBURN COUNTIES

	Rates	Fringes
PAINTER.....	\$ 24.11	12.15

-----  
PAIN0259-004 05/01/2015

BUFFALO, CRAWFORD, JACKSON, LA CROSSE, MONROE, TREMPPEALEAU, AND VERNON COUNTIES

	Rates	Fringes
PAINTER.....	\$ 22.03	12.45
-----		
PAIN0781-002 06/01/2023		

JEFFERSON, MILWAUKEE, OZAUKEE, WASHINGTON, AND WAUKESHA COUNTIES

	Rates	Fringes
Painters:		
Bridge.....	\$ 39.84	24.86
Brush.....	\$ 39.09	24.86
Spray & Sandblast.....	\$ 39.84	24.86
-----		
PAIN0802-002 06/01/2023		

COLUMBIA, DANE, DODGE, GRANT, GREEN, IOWA, LAFAYETTE, RICHLAND, ROCK, AND SAUK COUNTIES

	Rates	Fringes
PAINTER		
Brush.....	\$ 35.00	20.62
PREMIUM PAY:		
Structural Steel, Spray, Bridges = \$1.00 additional per hour.		
-----		
PAIN0802-003 06/01/2023		

ADAMS, BROWN, CALUMET, CLARK, DOOR, FOND DU LAC, FOREST, GREEN LAKE, IRON, JUNEAU, KEWAUNEE, LANGLADE, LINCOLN, MANITOWOC, MARATHON, MARINETTE, MARQUETTE, MENOMINEE, OCONTO, ONEIDA, OUTAGAMIE, PORTAGE, PRICE, SHAWANO, SHEBOYGAN, TAYLOR, VILAS, WAUSHARA, WAUPACA, WINNEBAGO, AND WOOD COUNTIES

	Rates	Fringes
PAINTER.....	\$ 35.00	20.62
-----		
PAIN0934-001 06/01/2022		

KENOSHA AND WALWORTH COUNTIES

	Rates	Fringes
Painters:		
Brush.....	\$ 36.70	24.69
Spray.....	\$ 37.70	24.69
Structural Steel.....	\$ 36.85	24.69
-----		
PAIN1011-002 06/06/2021		

FLORENCE COUNTY

	Rates	Fringes
--	-------	---------

Painters:.....\$ 26.71 14.38

-----

PLAS0599-002 06/01/2023

Rates Fringes

CEMENT MASON/CONCRETE FINISHER

Area A.....	\$ 45.17	27.27
Area B.....	\$ 39.97	25.02
Area C.....	\$ 40.40	25.25
Area D.....	\$ 41.16	24.49
Area E.....	\$ 40.50	25.14
Area F.....	\$ 36.98	28.67

AREA DESCRIPTIONS

AREA A: ASHLAND, BURNETT, BAYFIELD, DOUGLAS, IRON, PRICE, SAWYER, AND WASHBURN COUNTIES

AREA B: ADAMS, BARRON, BROWN, CALUMET, CHIPPEWA, CLARK, COLUMBIA, DODGE, DOOR, DUNN, FLORENCE, FOND DU LAC, FOREST, GREEN LAKE, JEFFERSON, KEWAUNEE, LANGLADE, LINCOLN, MANITOWOC, MARATHON, MARINETTE, MARQUETTE, MENOMINEE, OCONTO, ONEIDA, OUTAGAMIE, POLK, PORTAGE, RUSK, ST. CROIX, SAUK, SHAWANO, SHEBOYGAN, TAYLOR, VILAS, WALWORTH, WAUPACA, WAUSHARA, WINNEBAGO, AND WOOD COUNTIES

AREA C: BUFFALO, CRAWFORD, EAU CLAIRE, JACKSON, JUNEAU, LA CROSSE, MONROE, PEPIN, PIERCE, RICHLAND, TREMPLEAU, AND VERNON COUNTIES

AREA D: MILWAUKEE, OZAUKEE, WASHINGTON, AND WAUKESHA COUNTIES

AREA E: DANE, GRANT, GREEN, IOWA, LAFAYETTE, AND ROCK COUNTIES

AREA F: KENOSHA AND RACINE COUNTIES

-----

PLUM0011-003 05/01/2023

ASHLAND, BAYFIELD, BURNETT, DOUGLAS, IRON, SAWYER, AND WASHBURN COUNTIES

Rates Fringes

PLUMBER.....\$ 47.52 25.78

-----

PLUM0075-002 06/01/2016

MILWAUKEE, OZAUKEE, WASHINGTON, AND WAUKESHA COUNTIES

Rates Fringes

PLUMBER.....\$ 40.27 21.47

-----

PLUM0075-004 06/01/2016

DODGE (Watertown), GREEN, JEFFERSON, LAFAYETTE, AND ROCK COUNTIES

Rates Fringes

PLUMBER.....\$ 40.52 21.47

-----

PLUM0075-009 06/01/2016

COLUMBIA, DANE, IOWA, MARQUETTE, RICHLAND AND SAUK COUNTIES

	Rates	Fringes
PLUMBER.....	\$ 38.82	20.12

-----

PLUM0111-007 05/28/2018

MARINETTE COUNTY (Niagara only)

	Rates	Fringes
PLUMBER/PIPEFITTER.....	\$ 33.33	24.48

-----

PLUM0118-002 06/01/2023

KENOSHA, RACINE, AND WALWORTH COUNTIES

	Rates	Fringes
Plumber and Steamfitter.....	\$ 50.50	25.47

-----

PLUM0400-003 05/29/2023

ADAMS, BROWN, CALUMET, DODGE (except Watertown), DOOR, FOND DU LAC, GREEN LAKE, KEWAUNEE, MANITOWOC, MARINETTE (except Niagara), MENOMINEE, OCONTO, OUTAGAMIE, SHAWANO, SHEBOYGAN, WAUPACA, WAUSHARA, AND WINNEBAGO COUNTIES

	Rates	Fringes
PLUMBER/PIPEFITTER.....	\$ 49.85	20.94

-----

PLUM0434-002 05/28/2023

BARON, BUFFALO, CHIPPEWA, CLARK, CRAWFORD, DUNN, EAU CLAIRE, FLORENCE, FOREST, GRANT, JACKSON, JUNEAU, LA CROSSE, LANGLADE, LINCOLN, MARATHON, MONROE, ONEIDA, PEPIN, PIERCE, POLK, PORTAGE, PRICE, RUSK, ST. CROIX, TAYLOR, TREMPLEAU, VERNON, VILAS, AND WOOD COUNTIES

	Rates	Fringes
PIPEFITTER.....	\$ 46.89	22.73

-----

PLUM0601-003 06/01/2022

DODGE (Watertown), GREEN, JEFFERSON, LAFAYETTE, MILWAUKEE, OZAUKEE, ROCK, WASHINGTON AND WAUKESHA COUNTIES

	Rates	Fringes
PIPEFITTER.....	\$ 50.00	28.93

-----

PLUM0601-009 06/01/2022

COLUMBIA, DANE, IOWA, MARQUETTE, RICHLAND AND SAUK COUNTIES

	Rates	Fringes
--	-------	---------

PIPEFITTER.....	\$ 52.06	26.86
-----------------	----------	-------

-----  
TEAM0039-002 06/01/2023

	Rates	Fringes
--	-------	---------

TRUCK DRIVER

1 & 2 Axle Trucks.....	\$ 35.57	26.09
3 or more axles; Euclids or Dumptor, Articulated Truck, Mechanic.....	\$ 35.72	26.09

-----  
SUWI2011-001 11/16/2011

	Rates	Fringes
--	-------	---------

WELL DRILLER.....	\$ 16.52	
-------------------	----------	--

-----  
WELDERS - Receive rate prescribed for craft performing operation to which welding is incidental.

=====

Note: Executive Order (EO) 13706, Establishing Paid Sick Leave for Federal Contractors applies to all contracts subject to the Davis-Bacon Act for which the contract is awarded (and any solicitation was issued) on or after January 1, 2017. If this contract is covered by the EO, the contractor must provide employees with 1 hour of paid sick leave for every 30 hours they work, up to 56 hours of paid sick leave each year. Employees must be permitted to use paid sick leave for their own illness, injury or other health-related needs, including preventive care; to assist a family member (or person who is like family to the employee) who is ill, injured, or has other health-related needs, including preventive care; or for reasons resulting from, or to assist a family member (or person who is like family to the employee) who is a victim of, domestic violence, sexual assault, or stalking. Additional information on contractor requirements and worker protections under the EO is available at <https://www.dol.gov/agencies/whd/government-contracts>.

Unlisted classifications needed for work not included within the scope of the classifications listed may be added after award only as provided in the labor standards contract clauses (29CFR 5.5 (a) (1) (ii)).

-----  
The body of each wage determination lists the classification and wage rates that have been found to be prevailing for the cited type(s) of construction in the area covered by the wage determination. The classifications are listed in alphabetical order of ""identifiers"" that indicate whether the particular rate is a union rate (current union negotiated rate for local), a survey rate (weighted average rate) or a union average rate (weighted union average rate).

Union Rate Identifiers

A four letter classification abbreviation identifier enclosed

in dotted lines beginning with characters other than ""SU"" or ""UAVG"" denotes that the union classification and rate were prevailing for that classification in the survey. Example: PLUM0198-005 07/01/2014. PLUM is an abbreviation identifier of the union which prevailed in the survey for this classification, which in this example would be Plumbers. 0198 indicates the local union number or district council number where applicable, i.e., Plumbers Local 0198. The next number, 005 in the example, is an internal number used in processing the wage determination. 07/01/2014 is the effective date of the most current negotiated rate, which in this example is July 1, 2014.

Union prevailing wage rates are updated to reflect all rate changes in the collective bargaining agreement (CBA) governing this classification and rate.

Survey Rate Identifiers

Classifications listed under the ""SU"" identifier indicate that no one rate prevailed for this classification in the survey and the published rate is derived by computing a weighted average rate based on all the rates reported in the survey for that classification. As this weighted average rate includes all rates reported in the survey, it may include both union and non-union rates. Example: SULA2012-007 5/13/2014. SU indicates the rates are survey rates based on a weighted average calculation of rates and are not majority rates. LA indicates the State of Louisiana. 2012 is the year of survey on which these classifications and rates are based. The next number, 007 in the example, is an internal number used in producing the wage determination. 5/13/2014 indicates the survey completion date for the classifications and rates under that identifier.

Survey wage rates are not updated and remain in effect until a new survey is conducted.

Union Average Rate Identifiers

Classification(s) listed under the UAVG identifier indicate that no single majority rate prevailed for those classifications; however, 100% of the data reported for the classifications was union data. EXAMPLE: UAVG-OH-0010 08/29/2014. UAVG indicates that the rate is a weighted union average rate. OH indicates the state. The next number, 0010 in the example, is an internal number used in producing the wage determination. 08/29/2014 indicates the survey completion date for the classifications and rates under that identifier.

A UAVG rate will be updated once a year, usually in January of each year, to reflect a weighted average of the current negotiated/CBA rate of the union locals from which the rate is based.

-----

WAGE DETERMINATION APPEALS PROCESS

1.) Has there been an initial decision in the matter? This can be:

- \* an existing published wage determination
- \* a survey underlying a wage determination

- \* a Wage and Hour Division letter setting forth a position on a wage determination matter
- \* a conformance (additional classification and rate) ruling

On survey related matters, initial contact, including requests for summaries of surveys, should be with the Wage and Hour National Office because National Office has responsibility for the Davis-Bacon survey program. If the response from this initial contact is not satisfactory, then the process described in 2.) and 3.) should be followed.

With regard to any other matter not yet ripe for the formal process described here, initial contact should be with the Branch of Construction Wage Determinations. Write to:

Branch of Construction Wage Determinations  
 Wage and Hour Division  
 U.S. Department of Labor  
 200 Constitution Avenue, N.W.  
 Washington, DC 20210

2.) If the answer to the question in 1.) is yes, then an interested party (those affected by the action) can request review and reconsideration from the Wage and Hour Administrator (See 29 CFR Part 1.8 and 29 CFR Part 7). Write to:

Wage and Hour Administrator  
 U.S. Department of Labor  
 200 Constitution Avenue, N.W.  
 Washington, DC 20210

The request should be accompanied by a full statement of the interested party's position and by any information (wage payment data, project description, area practice material, etc.) that the requestor considers relevant to the issue.

3.) If the decision of the Administrator is not favorable, an interested party may appeal directly to the Administrative Review Board (formerly the Wage Appeals Board). Write to:

Administrative Review Board  
 U.S. Department of Labor  
 200 Constitution Avenue, N.W.  
 Washington, DC 20210

4.) All decisions by the Administrative Review Board are final.

=====

END OF GENERAL DECISION

..





# Wisconsin Department of Transportation

---

December 26, 2023

**Division of Transportation Systems  
Development**  
Bureau of Project Development  
4822 Madison Yards Way, 4<sup>th</sup> Floor South  
Madison, WI 53705

Telephone: (608) 266-1631  
Facsimile (FAX): (608) 266-8459

## NOTICE TO ALL CONTRACTORS:

**Proposal #08: 1090-09-76, WISC 2024113**  
**IH 43 Rock Freeway**  
**STH 164 to Moorland Rd**  
**IH 43**  
**Waukesha**

## Letting of January 9, 2024

This is Addendum No. 01, which provides for the following:

### Special Provisions:

Revised Special Provisions	
Article No.	Description
7	Utilities

The responsibility for notifying potential subcontractors and suppliers of these changes remains with the prime contractor.

Sincerely,

*Mike Coleman*

Proposal Development Specialist  
Proposal Management Section

**ADDENDUM NO. 01**

**1090-09-76**

**December 26, 2023**

**Special Provisions**

**7. Utilities.**

*Add the following under "The following utility companies have facilities within the project area that need adjustments:"*:

**We Energies – Gas**

Proposed WisDOT fiber conduit crossing We Energies – Gas lines are to cross with a minimum 6" vertical distance. Less than 6" would be allowed as long as the gas main is protected by a suitable material such as rock shield. We Energies Gas is responsible for providing the required protection, and this process will take 2 days to complete. Provide a 14 day of advance notice, followed by a 3 day reminder, to inform them that the site is ready for the implementation of the required protection. For notification, contact their gas emergency line at 1-800-261-5325.

It is imperative that the highway contractor contact We Energies before removing any gas facilities, to verify that they have been discontinued and carry no natural gas. The contractor must not assume that unmarked facilities have been discontinued. At no time is it acceptable to push, pull, cut, or drill an unmarked facility without explicit consent from We Energies. Contractor must call the We Energies 24-hour Dispatch lines to arrange for this verification. Contact 1 (800) 261-5325 for gas emergencies, to identify if gas facilities are live, and gas valve box adjustments. We Energies Gas Dispatch 1 (800) 261-5325.

*Delete the following under "The following utility companies have facilities within the project area; however, no adjustments are anticipated:"*:

**We Energies – Gas**

We Energies has no relocations and/or adjustments for this project.

Proposed WisDOT fiber conduit crossing We Energies – Gas lines are to cross with a minimum 6" vertical distance. Less than 6" would be allowed as long as the gas main is protected by a suitable material such as rock shield. We Energies Gas is responsible for providing the required protection, and this process will take 2 days to complete.

It is imperative that the highway contractor contact We Energies before removing any gas facilities, to verify that they have been discontinued and carry no natural gas. The contractor must not assume that unmarked facilities have been discontinued. At no time is it acceptable to push, pull, cut, or drill an unmarked facility without explicit consent from We Energies. Contractor must call the We Energies 24-hour Dispatch lines to arrange for this verification. Contact 1 (800) 261-5325 for gas emergencies, to identify if gas facilities are live, and gas valve box adjustments. We Energies Gas Dispatch 1 (800) 261-5325.

END OF ADDENDUM



# Wisconsin Department of Transportation

## Division of Transportation Systems Development

Bureau of Project Development  
4822 Madison Yards Way, 4<sup>th</sup> Floor South  
Madison, WI 53705

January 3, 2024

Telephone: (608) 266-1631  
Facsimile (FAX): (608) 266-8459

### NOTICE TO ALL CONTRACTORS:

**Proposal #08: 1090-09-76, WISC 2024113**  
**IH 43 Rock Freeway**  
**STH 164 to Moorland Rd**  
**IH 43**  
**Waukesha County**

### Letting of January 9, 2024

This is Addendum No. 02, which provides for the following:

#### Schedule of Items:

Revised Bid Item Quantities					
Bid Item	Item Description	Unit	Proposal Total Prior to Addendum	Proposal Quantity Change (-)	Proposal Total After Addendum
520.8700	Cleaning Culvert Pipes	EACH	74	6	80
633.5200	Markers Culvert End	EACH	100	1	101

Added Bid Item Quantities					
Bid Item	Item Description	Unit	Proposal Total Prior to Addendum	Quantity Added	Proposal Total After Addendum
614.0397	Guardrail Mow Strip Emulsified Asphalt	SY	0	601	601
616.0206	Fence Chain Link 6-FT	LF	0	188	188

Deleted Bid Item Quantities					
Bid Item	Item Description	Unit	Proposal Total Prior to Addendum	Proposal Quantity Change (-)	Proposal Total After Addendum
614.0396	Guardrail Mow Strip Asphalt	SY	601	-601	0
616.0100.01	Fence Woven Wire 6-Foot	LF	188	-188	0

**Plan Sheets:**

<b>Revised Plan Sheets</b>	
Plan Sheet	Plan Sheet Title (brief description of changes to sheet)
79	Plan Details
248 & 249	Misc. Quantities – Culvert Pipes Markers
252	Misc. Quantities – Guardrail
253	Misc. Quantities – Fence Chain Link
285	Replace SDD 15B01-08A and SDD 15B01-08B with SDD 15B03-15A and SDD 15B03-15B

<b>Added Plan Sheets</b>	
Plan Sheet	Plan Sheet Title (brief description of why sheet was added)
383A	SDD 15B03-15A - Fence Chain Link
384A	SDD 15B03-15B - Fence Chain Link

<b>Deleted Plan Sheets</b>	
Plan Sheet	Plan Sheet Title (brief description of why sheet was deleted)
383	SDD 15B01-08A – Fence Woven Wire
384	SDD 15B01-08B – Fence Woven Wire

**Schedule of Items**

Attached, dated January 3, 2024, are the revised Schedule of Items Pages 1 – 16.

**Plan Sheets**

The following 8½ x 11-inch sheets are attached and made part of the plans for this proposal:

Revised: 79, 248, 249, 252, 253, and 285

Added: 383A and 384A.

The responsibility for notifying potential subcontractors and suppliers of these changes remains with the prime contractor.

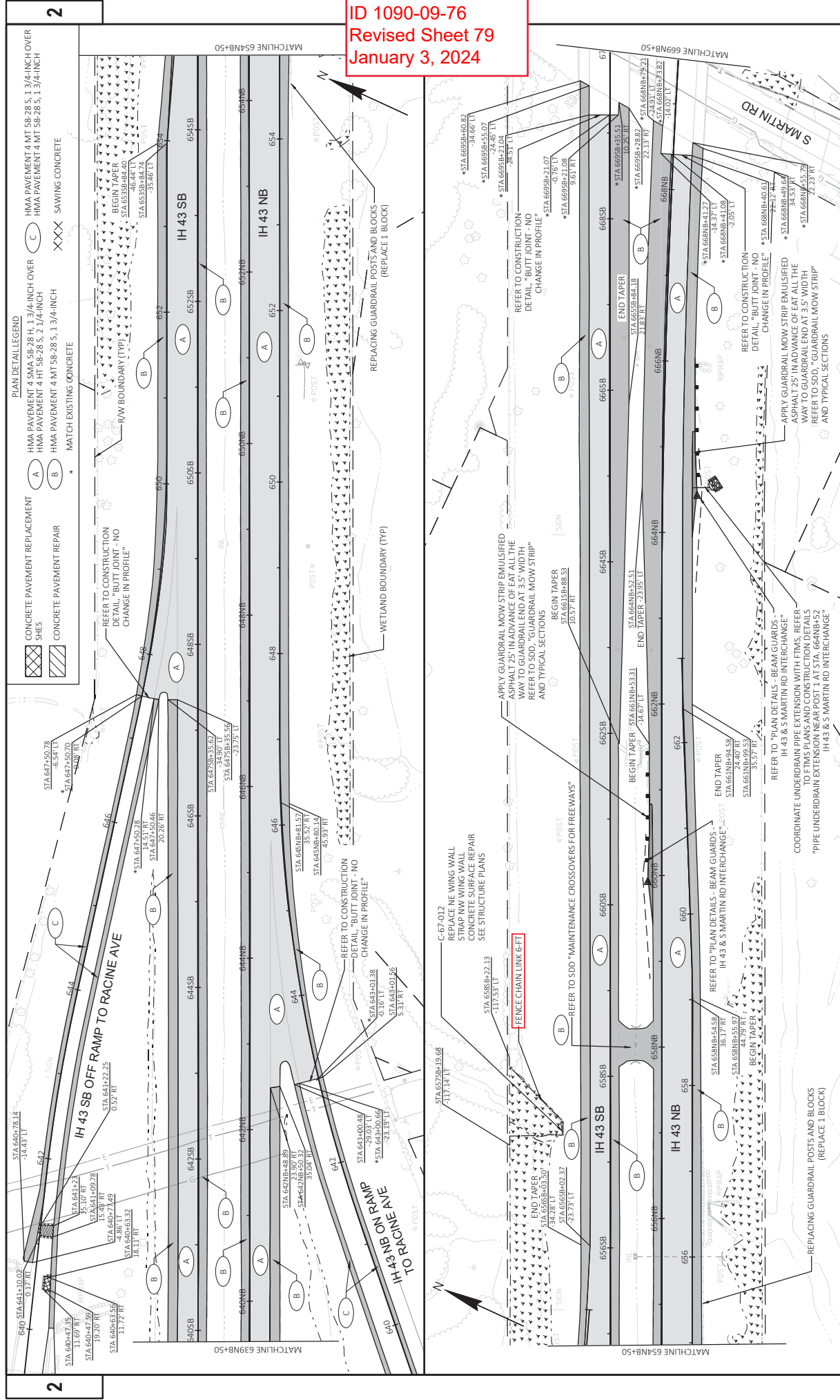
Sincerely,

*Mike Coleman*

Proposal Development Specialist  
Proposal Management Section

END OF ADDENDUM

Addendum No. 02  
 ID 1090-09-76  
 Revised Sheet 79  
 January 3, 2024



**PLAN DETAIL LEGEND**

- CONCRETE PAVEMENT REPLACEMENT SHEETS
- CONCRETE PAVEMENT REPAIR
- HMA PAVEMENT 4 SMA 58-28 H, 1 3/4-INCH OVER
- HMA PAVEMENT 4 HT 58-28 S, 2 1/4-INCH
- HMA PAVEMENT 4 MT 58-28 S, 1 3/4-INCH
- MATCH EXISTING CONCRETE

PROJECT NO: 1090-09-76	COUNTY: WAUKESHA	PLAN DETAILS	SHEET 79	E
FILE NAME: N:\PDS\3201090090895HEETS\PLAN\ADDENDUM_2022\201_P0.DWG	LAYOUT NAME: 8	FLYBY: ABUJAWA MUNTHER J	PLOT SCALE: 1 IN.=100 FT	WIS07/CADD/S SHEET 42
		PLOT DATE: 12/26/2023 11:59 AM		

Addendum No. 02  
ID 1090-09-76  
Revised Sheet 248  
January 3, 2024

CULVERT PIPES MARKERS

CATEGORY	CULVERT/INLET NUMBER	ROADWAY (R/L)	STATION	LOCATION	520.87'00 CLEANING CULVERT PIPES EACH	633.52'00 MARKERS CULVERT END EACH	REMARKS
1000	EW1	IH-43 (NB)	478+90	RT	1	1	REFER TO EROSION CONTROL PLANS TO SEE LOCATIONS
	EW2	IH-43 (NB)	487+00	RT	1	1	
	EW3	IH-43 (NB)	490+00	RT	1	1	
	EW4	IH-43 (NB)	522+00	RT	1	1	
	EW5	IH-43 (NB)	531+10	RT	1	1	
	EW6	IH-43 (NB)	536+85	RT	1	1	
	EW7	IH-43 (NB)	551+00	RT	1	1	
	EW8	IH-43 (NB)	562+85	RT	1	1	
	EW9	IH-43 (NB)	579+90	RT	1	1	
	EW10	IH-43 (NB)	586+50	RT	1	1	
	EW11	IH-43 (NB)	598+85	RT	1	1	
	EW12	IH-43 (NB)	608+00	RT	1	1	
	EW13	IH-43 (NB)	632+50	RT	1	1	
	EW14	IH-43 (NB)	646+50	RT	1	1	
	EW15	IH-43 (NB)	655+50	RT	1	1	
	EW16	IH-43 (NB)	681+50	RT	1	1	
	EW17	IH-43 (NB)	689+50	RT	1	1	
	EW18	IH-43 (NB)	729+60	RT	1	1	
	EW19	IH-43 (NB)	744+00	RT	1	1	
	EW20	IH-43 (NB)	755+00	RT	1	1	
	EW22	IH-43 (NB)	536+85	LT	-	1	
	EW23	IH-43 (NB)	551+00	LT	-	1	
	EW25	IH-43 (NB)	562+75	LT	-	1	
	EW27	IH-43 (NB)	657+80	LT	1	1	
	EW28	IH-43 (NB)	658+20	LT	-	1	
	EW29	IH-43 (NB)	661+50	LT	1	1	
	EW30	IH-43 (NB)	681+50	LT	-	1	
	EW31	IH-43 (NB)	689+50	LT	-	1	
	EW33	IH-43 (NB)	757+50	LT	1	1	
1000	EW21	IH-43 (SB)	534+00	RT	1	1	
	EW24	IH-43 (SB)	550+80	RT	1	1	
	EW26	IH-43 (SB)	565+00	RT	1	1	
	EW32	IH-43 (SB)	698+90	RT	1	1	
	EW31	IH-43 (SB)	709+90	RT	1	1	
	EW34	IH-43 (SB)	467+00	LT	1	1	
	EW35	IH-43 (SB)	490+00	LT	1	1	
	EW36	IH-43 (SB)	501+90	LT	1	1	
	EW37	IH-43 (SB)	522+00	LT	1	1	
	EW38	IH-43 (SB)	531+00	LT	1	1	
	EW39	IH-43 (SB)	534+00	LT	-	1	
	EW40	IH-43 (SB)	550+75	LT	-	1	
	EW41	IH-43 (SB)	564+95	LT	-	1	
	EW42	IH-43 (SB)	587+00	LT	1	1	
	EW43	IH-43 (SB)	609+00	LT	1	1	
	EW44	IH-43 (SB)	612+00	LT	-	1	
	EW45	IH-43 (SB)	614+00	LT	1	1	
	EW46	IH-43 (SB)	623+90	LT	1	1	
	EW47	IH-43 (SB)	633+00	LT	1	1	
	EW49	IH-43 (SB)	698+85	LT	-	1	
	EW50	IH-43 (SB)	709+90	LT	-	1	

Addendum No. 02  
ID 1090-09-76  
Revised Sheet 249  
January 3, 2024

CULVERT PIPES MARKERS

CATEGORY	CULVERT/INLET NUMBER	ROADWAY (R/L)	STATION	LOCATION	CLEANING CULVERT PIPES	520.8700 EACH	633.5200 MARKERS CULVERT END	REMARKS
	EW51	IH 43 (SB)	716+80	LT	1	1	1	REFER TO EROSION CONTROL PLANS TO SEE LOCATIONS
	EW52	IH 43 (SB)	722+00	LT	1	1	1	
	EW53	IH 43 (SB)	729+50	LT	1	1	1	
	EW54	IH 43 (SB)	734+80	LT	1	1	1	
	EW55	IH 43 (SB)	743+80	LT	-	-	-	
	EW56	IH 43 (SB)	756+80	LT	1	1	1	
	EW57	IH 43 (SB)	766+30	LT	1	1	1	
	EW58	IH 43 (SB)	776+60	LT	1	1	1	
1000	EW70	RACINE AVE (NB)	194+50	RT	1	1	1	
	EW71	RACINE AVE (NB)	197+30	RT	1	1	1	
	EW72	RACINE AVE (NB)	198+70	RT	1	1	1	
	EW73	RACINE AVE (NB)	201+80	RT	1	1	1	
	EW74	RACINE AVE (NB)	203+00	RT	1	1	1	
	EW79	RACINE AVE (SB)	397+00	LT	1	1	1	
	EW78	RACINE AVE (SB)	399+00	LT	1	1	1	
	EW77	RACINE AVE (SB)	401+70	LT	1	1	1	
	EW76	RACINE AVE (SB)	403+00	LT	1	1	1	
	EW75	RACINE AVE (SB)	404+50	LT	1	1	1	
1000	EW59	IH 43 NB OFF RAMP TO RACINE AVE (RAMP)	631+70	RT	1	1	1	
	EW60	IH 43 NB OFF RAMP TO RACINE AVE (RAMP)	633+10	RT	1	1	1	
1000	EW61	IH 43 NB ON RAMP FROM RACINE AVE (RAMP)	634+40	LT	1	1	1	
	EW62	IH 43 NB ON RAMP FROM RACINE AVE (RAMP)	642+00	RT	1	1	1	
1000	EW64	IH 43 SB OFF RAMP TO RACINE AVE (RAMP)	638+50	RT	1	1	1	
	EW63	IH 43 SB OFF RAMP TO RACINE AVE (RAMP)	646+30	LT	1	1	1	
	EW48	IH 43 SB OFF RAMP TO RACINE AVE (RAMP)	647+00	LT	-	-	-	
1000	EW64	IH 43 NB OFF RAMP TO MOORLAND RD (NR)	778+05	RT	1	1	1	
1000	EW66	IH 43 NB ON RAMP FROM MOORLAND RD, LOOP RAMP (LR)	770+50	RT	1	1	1	
	EW65	IH 43 NB ON RAMP FROM MOORLAND RD, LOOP RAMP (LR)	770+50	LT	-	-	-	
	EW67	IH 43 NB ON RAMP FROM MOORLAND RD, LOOP RAMP (LR)	777+50	RT	1	1	1	
	EW68	IH 43 NB ON RAMP FROM MOORLAND RD, LOOP RAMP (LR)	777+50	LT	-	-	-	
	EW69	IH 43 NB ON RAMP FROM MOORLAND RD, LOOP RAMP (LR)	780+50	RT	1	1	1	
					UNDISTRIBUTED	15	20	
					TOTAL	80	101	

Addendum No. 02  
ID 1090-09-76  
Revised Sheet 252  
January 3, 2024

CATEGORY	ROADWAY (R/L)	STATION	TO	STATION	LOCATION	614.0220		614.0230		614.2300		614.2500		614.2610		614.2620		
						STEEL THRIE BEAM BULLNOSE TERMINAL	EACH	STEEL THRIE BEAM	UF	MGS GUARDRAIL 3	UF	MGS THRIEBEAM TRANSITION	UF	MGS GUARDRAIL TERMINAL EAT	EACH	MGS GUARDRAIL TERMINAL TYPE 2	EACH	
1000	IH 43 (NB)	509+53	-	512+15	LT	-	-	-	-	-	-	-	-	-	-	-	-	
		546+80	-	548+50	LT	2	123	-	-	-	-	-	-	-	-	-	-	-
		633+50	-	633+80	LT	2	245	-	-	-	-	-	-	-	-	-	-	-
		659+98	-	661+53	LT	-	-	70	63	39	1	-	-	-	-	-	-	-
		664+49	-	666+04	RT	-	-	70	63	39	1	-	-	-	-	-	-	-
		671+04	-	671+87	LT	-	-	42	75	8	-	-	-	-	-	-	-	-
		776+68	-	778+11	RT	-	-	65	50	39	1	-	-	-	-	-	-	-
1000	IH 43 (SB)	514+67	-	517+29	RT	-	-	102	-	-	-	-	-	-	-	-	-	
		547+50	-	549+30	RT	2	123	-	-	-	-	-	-	-	-	-	-	
		671+93	-	673+48	RT	-	-	70	63	39	1	-	-	-	-	-	-	
		674+98	-	676+52	LT	-	-	70	63	39	1	-	-	-	-	-	-	
1000	IH 43 NB ON RAMP FROM MOORLAND RD LOOP RAMP (LR)	780+33	-	781+50	RT	-	-	10	25	39	1	-	-	-	-	-		
TOTAL						6	491	601	400	245	6	1						

614.0397  
GUARDRAIL  
MOW STRIP  
EMULSIFIED  
ASPHALT  
SY



MOBILIZATION

CATEGORY	ROADWAY (R/L)	STATION	TO	STATION	LOCATION	LF
1000	IH 43 (SB)	657+20	-	658+22	LT	188
TOTAL						188

CATEGORY	ROADWAY (R/L)	STATION	TO	STATION	LOCATION	LF
1000	IH 43 (SB)	657+20	-	658+22	LT	188
TOTAL						188

616.0206  
FENCE CHAIN LINK  
6-FT  
LF

FENCE CHAIN LINK

CATEGORY	ROADWAY (R/L)	STATION	TO	STATION	LOCATION	LF
1000	IH 43 (SB)	657+20	-	658+22	LT	188
TOTAL						188

CATEGORY	ROADWAY (R/L)	STATION	TO	STATION	LOCATION	LF
1000	IH 43 (SB)	657+20	-	658+22	LT	188
TOTAL						188

Addendum No. 02  
ID 1090-09-76  
Revised Sheet 253  
January 3, 2024

RESTORATION ITEMS

CATEGORY	ROADWAY (R/L)	STATION	TO	STATION	LOCATION	SY	TOPSOIL	FERTILIZER TYPE B	SEEDING MIXTURE NO. 20	SEEDING TEMPORARY	SEEDING NURSE CROP	SEED WATER	SPV.0085.01 NATIVE POLLINATOR SEEDING MIXTURE NO.90A	
1000	IH 43 (NB)	467+35	-	780+00	RT	20,218	12	306	64	453	20	20		
		467+35	-	780+00	LT	5,141	3	47	24	115	7	7		
1000	IH 43 (SB)	467+52	-	780+93	RT	3,292	2	3	23	74	7	7		
		467+52	-	780+93	LT	915	0.3	25	-	20	-	-		
1000	COMBINATION IH 43 (NB) IH 43 NB OFF RAMP TO RACINE AVE (RAMP)	547+49	-	617+72	RT	10,131	6	-	73	227	22	22		
		618+89	-	632+40										
1000	COMBINATION IH 43 (NB) IH 43 NB OFF RAMP TO MOORLAND RD (NR)	759+60	-	763+00	RT	1,510	-	41	-	34	-	-		
		763+00	-	781+31										
1000	IH 43 NB ON RAMP FROM RACINE AVE (RAMP)	632+85	-	656+49	RT	2,710	2	73	-	61	-	-		
1000	IH 43 NB ON RAMP FROM MOORLAND RD, LOOP RAMP (LR)	762+94	-	769+95	RT	724	0.5	20	-	16	-	-		
		779+05	-	780+83	RT	148	0.1	4	-	3	-	-		
1000	IH 43 NB ON RAMP FROM MOORLAND RD (RAMP)	786+96	-	787+90	RT	100	-	3	-	2	-	-		
		787+90	-	795+38	RT	815	1	22	-	18	-	-		
UNDISTRIBUTED						4,570	7	136	46	256	14	14		
TOTAL						50,274	34	678	230	310	1,280	71	71	

**GENERAL NOTES**

FENCE POSTS INSTALLED ON CONCRETE WALLS SHALL BE ANCHORED INTO EMBEDDED METAL SLEEVES OR CORED HOLE BY FILLING THE ANNULAR SPACE WITH PEA GRAVEL FOLLOWED BY AN EPOXY RESIN ADHESIVE. THE EPOXY RESIN ADHESIVE SHALL CONFORM TO THE REQUIREMENTS OF AASHTO M 235, CLASS A, B OR C.

USE FENCE FABRIC KNUCKLED AT BOTH SELVAGES.

FOR LEAF GATES GREATER THAN 8 FEET WIDE-INSTALL INTERIOR VERTICAL BRACE RAIL AT 8 FOOT INTERVALS.

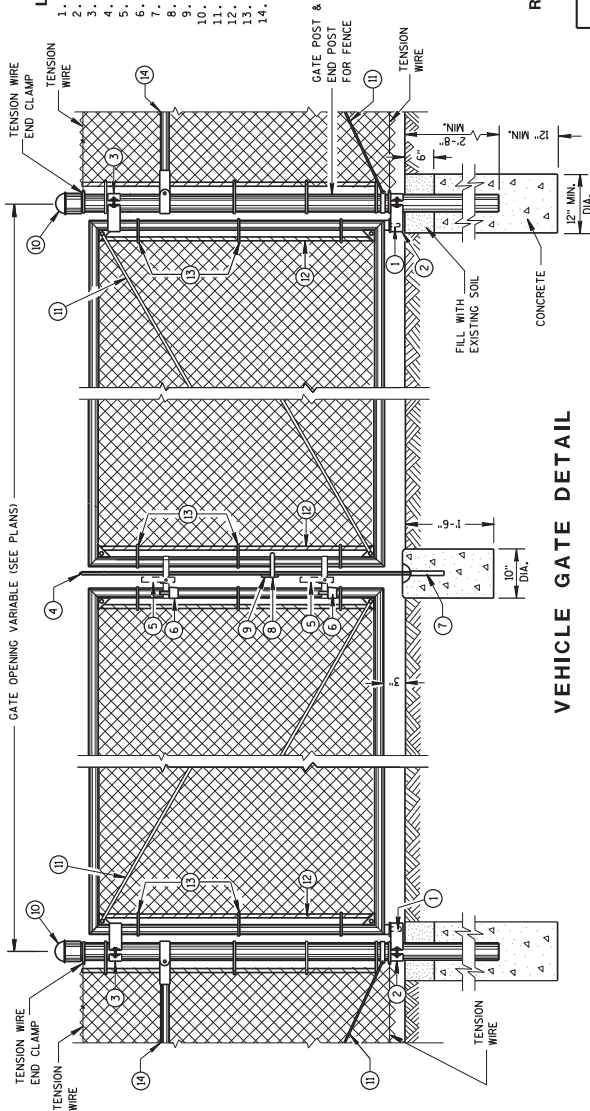
FOR FABRIC HEIGHTS GREATER THAN 8 FEET, INSTALL INTERIOR HORIZONTAL BRACE RAILS TO LEAF GATE.

MAXIMUM SAC FOR OUTER GATE MEMBER SHALL NOT EXCEED THE GREATER OF 1/4 OF THE LEAF GATE WIDTH OR 2 INCHES.

USE TYPE 2, CLASS 3, MARCELLED/CRIMPED, TENSION WIRE PER ASTM A BIT.

**LEGEND**

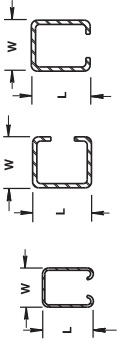
1. STRAIGHT PLUG
  2. BOTTOM HINGE
  3. TOP HINGE
  4. PLINGER ROD
  5. FULCRUM LATCH
  6. FORK CATCH \*
  7. PLINGER ROD CATCH
  8. LOCK KEEPER GUIDE
  9. LOCK KEEPER
  10. DOME TOPS
  11. TRUSS RODS
  12. TENSION BAR
  13. TENSION BANDS
  14. BRACE RAIL
- \*NOT REQUIRED ON SINGLE SWING PEDESTRIAN GATE



**VEHICLE GATE DETAIL**

**PEDESTRIAN GATE DETAIL**

**CROSS SECTIONS OF POSTS AND RAILS**



**ROLLED-FORMED STEEL FENCE POST  
(2.0 OZ./SQ. FT. COATING)**

POST TYPE	LENGTH (L) INCH	WIDTH (W) INCH	WEIGHT LBS./FT
FS1	1-625	1-25	1-35
FS2†	1-875	1-625	1-850
FS2	1-875	1-625	2-400
FS3	2-250	1-700	2-780

**ROUND STEEL FENCE POST  
(1.8 OZ./SQ. FT. COATING)**

POST TYPE	OUTSIDE DIMENSION INCH	WALL THICKNESS INCH	WEIGHT LBS./FT
SP1	1-660	0-140	2-270
SP2	1-900	0-145	2-720
SP3	2-375	0-154	3-650
SP4	2-875	0-203	5-800
SP5	4-000	0-226	9-120
SP6	6-625	0-280	18-990
SP7	8-625	0-322	28-580

**REQUIRED POST SIZE FOR GATES**

USE	LEAF WIDTHS FEET	POST TYPE
GATES	LESS THAN OR EQUAL TO 6 FT.	SP4
	LESS THAN OR EQUAL TO 13 FT.	SP5
	LESS THAN OR EQUAL TO 18 FT.	SP6
	LESS THAN OR EQUAL TO 23 FT.	SP7

**REQUIRED FENCE POST SIZES**

USE	FABRIC HEIGHTS FEET	POST TYPE
TERMINAL POSTS **	LESS THAN OR EQUAL TO 6 FT.	SP3
	GREATER THAN OR EQUAL TO 6 FT.	SP4
LINE POSTS	LESS THAN OR EQUAL TO 6 FT.	SP2
	LESS THAN OR EQUAL TO 8 FT.	SP3
	GREATER THAN OR EQUAL TO 8 FT.	SP4
TERMINAL POSTS **	LESS THAN OR EQUAL TO 8 FT.	FS2 OR FS2†
	GREATER THAN OR EQUAL TO 8 FT.	FS3

**BRACE RAIL TYPES**

USE	TYPE
BRACE RAIL	SP1 OR FS1

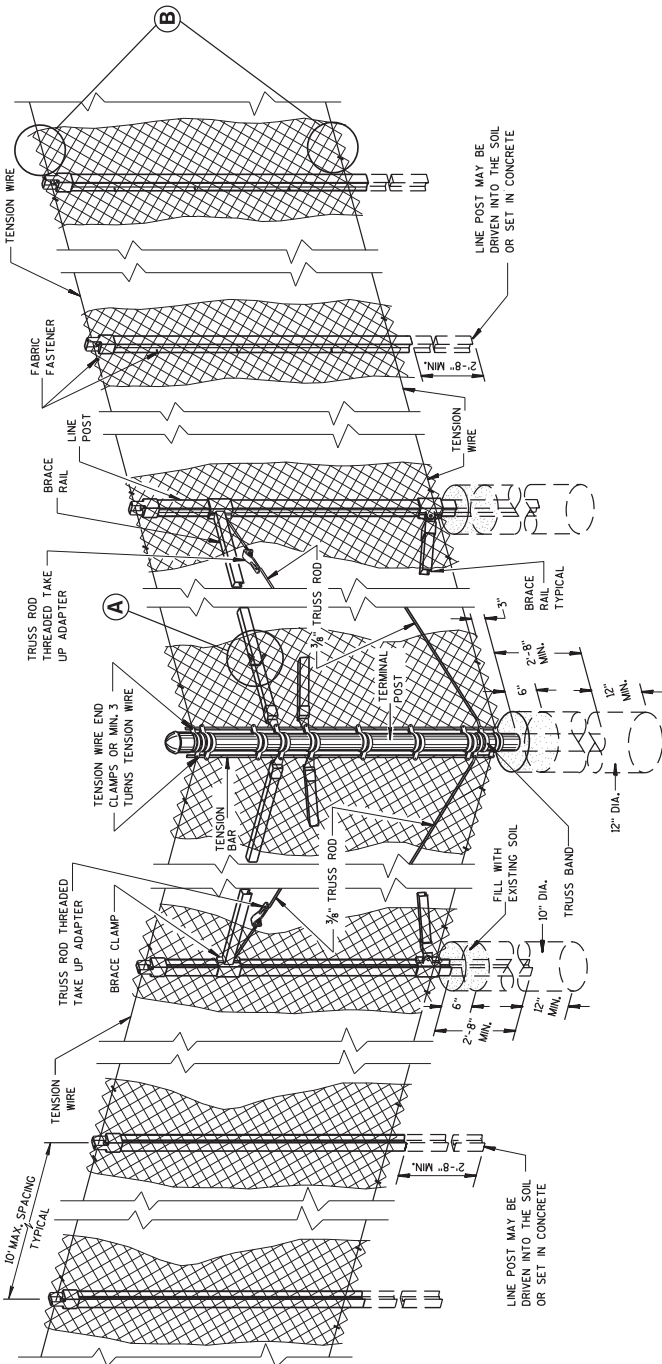
\*\* INCLUDES END, CORNER, ANGLE, INTERSECTION AND INTERMEDIATE BRACED POSTS

Addendum No. 02  
ID 1090-09-76  
Added Sheet 383A  
January 3, 2024

FENCE CHAIN LINK

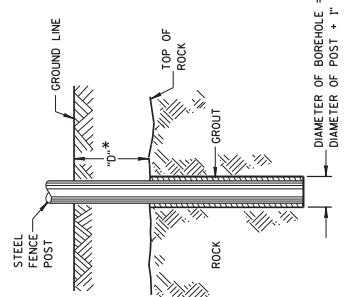
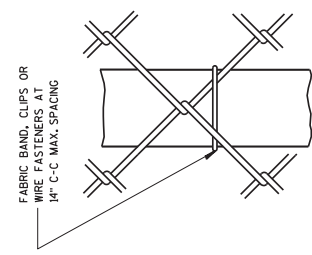
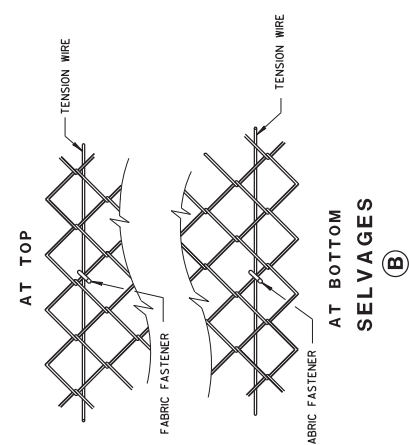
STATE OF WISCONSIN  
DEPARTMENT OF TRANSPORTATION

383A



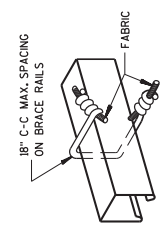
Addendum No. 02  
 ID 1090-09-76  
 Added Sheet 384A  
 January 3, 2024

**END, CORNER, ANGLE  
 INTERSECTION & INTERMEDIATE  
 BRACED POSTS**

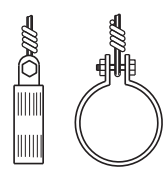


**ROCK INSTALLATION  
 OF LINE POST**

\* IF "D" IS LESS THAN 2'-6"  
 DRILL ROCK AND INSTALL GROUT



**BRACE RAIL  
 FABRIC FASTENER  
 (A)**



**TENSION WIRE END CLAMP**

FENCE CHAIN LINK
STATE OF WISCONSIN DEPARTMENT OF TRANSPORTATION
APPROVED DATE FEB. 2015 /S/ Jeffrey H. Zogg ROADWAY STANDARDS DEVELOPMENT ENGINEER FHWA

384A



Proposal Schedule of Items

Proposal ID: 20240109008 Project(s): 1090-09-76

Federal ID(s): WISC 2024113

SECTION: 0001 Roadway

Alt Set ID: Alt Mbr ID:

Proposal Line Number	Item ID Description	Approximate Quantity and Units	Unit Price	Bid Amount
0002	108.4400 CPM Progress Schedule	1.000 EACH	_____.	_____.
0004	201.0205 Grubbing	279.000 STA	_____.	_____.
0006	203.0220 Removing Structure (structure) 01. C-67-12	1.000 EACH	_____.	_____.
0008	204.0110 Removing Asphaltic Surface	40.000 SY	_____.	_____.
0010	204.0115 Removing Asphaltic Surface Butt Joints	1,738.000 SY	_____.	_____.
0012	204.0120 Removing Asphaltic Surface Milling	257,258.000 SY	_____.	_____.
0014	204.0126.S Removing Asphaltic Longitudinal Notched Wedge Joint Milling	57,236.000 LF	_____.	_____.
0016	204.0150 Removing Curb & Gutter	805.000 LF	_____.	_____.
0018	204.0155 Removing Concrete Sidewalk	124.000 SY	_____.	_____.
0020	204.0165 Removing Guardrail	1,815.000 LF	_____.	_____.
0022	204.0170 Removing Fence	188.000 LF	_____.	_____.
0024	204.0245 Removing Storm Sewer (size) 01. 36- Inch	16.000 LF	_____.	_____.
0026	204.0245 Removing Storm Sewer (size) 02. 18- Inch	16.000 LF	_____.	_____.
0028	204.9035.S Removing (item description) 01. RIPRAP	7.000 CY	_____.	_____.



Proposal Schedule of Items

Proposal ID: 20240109008 Project(s): 1090-09-76

Federal ID(s): WISC 2024113

SECTION: 0001 Roadway

Alt Set ID: Alt Mbr ID:

Proposal Line Number	Item ID Description	Approximate Quantity and Units	Unit Price	Bid Amount
0030	204.9060.S Removing (item description) 01. APRON ENDWALL FOR CULVERT PIPE REINFORCED CONCRETE 18-INCH	2.000 EACH	_____.	_____.
0032	204.9060.S Removing (item description) 02. APRON ENDWALL FOR CULVERT PIPE REINFORCED CONCRETE 30-INCH	1.000 EACH	_____.	_____.
0034	204.9060.S Removing (item description) 03. APRON ENDWALL FOR CULVERT PIPE REINFORCED CONCRETE 36-INCH	1.000 EACH	_____.	_____.
0036	204.9060.S Removing (item description) 04. APRON ENDWALL FOR CULVERT PIPE REINFORCED CONCRETE 42-INCH	3.000 EACH	_____.	_____.
0038	204.9090.S Removing (item description) 01. UNDERDRAIN	18.000 LF	_____.	_____.
0040	205.0100 Excavation Common	431.000 CY	_____.	_____.
0042	206.2001 Excavation for Structures Culverts (structure) 01. C-67-12	1.000 EACH	_____.	_____.
0044	206.5001 Cofferdams (structure) 01. C-67-12	1.000 EACH	_____.	_____.
0046	208.0100 Borrow	414.000 CY	_____.	_____.
0048	210.2500 Backfill Structure Type B	130.000 TON	_____.	_____.
0050	213.0100 Finishing Roadway (project) 01. 1090-09-76	1.000 EACH	_____.	_____.
0052	305.0110 Base Aggregate Dense 3/4-Inch	1,057.000 TON	_____.	_____.
0054	390.0100 Removing Pavement for Base Patching	13,444.000 CY	_____.	_____.



Proposal Schedule of Items

Proposal ID: 20240109008 Project(s): 1090-09-76

Federal ID(s): WISC 2024113

SECTION: 0001 Roadway

Alt Set ID: Alt Mbr ID:

Proposal Line Number	Item ID Description	Approximate Quantity and Units	Unit Price	Bid Amount
0056	390.0405 Base Patching Concrete SHES	13,444.000 CY	_____.	_____.
0058	416.0610 Drilled Tie Bars	10,350.000 EACH	_____.	_____.
0060	416.0620 Drilled Dowel Bars	27,306.000 EACH	_____.	_____.
0062	416.0752.S Concrete Pavement Partial Depth Repair Crack Repair	62.000 LF	_____.	_____.
0064	416.1710 Concrete Pavement Repair	219.000 SY	_____.	_____.
0066	416.1720 Concrete Pavement Replacement	141.000 SY	_____.	_____.
0068	416.1725 Concrete Pavement Replacement SHES	903.000 SY	_____.	_____.
0070	455.0605 Tack Coat	27,322.000 GAL	_____.	_____.
0072	460.0105.S HMA Percent Within Limits (PWL) Test Strip Volumetrics	1.000 EACH	_____.	_____.
0074	460.0110.S HMA Percent Within Limits (PWL) Test Strip Density	1.000 EACH	_____.	_____.
0076	460.0115.S HMA Pavement Test Strip Volumetrics	1.000 EACH	_____.	_____.
0078	460.0120.S HMA Pavement Test Strip Density	1.000 EACH	_____.	_____.
0080	460.2000 Incentive Density HMA Pavement	11,030.000 DOL	1.00000	11,030.00
0082	460.2005 Incentive Density PWL HMA Pavement	21,420.000 DOL	1.00000	21,420.00
0084	460.2007 Incentive Density HMA Pavement Longitudinal Joints	11,450.000 DOL	1.00000	11,450.00



Proposal Schedule of Items

Proposal ID: 20240109008 Project(s): 1090-09-76

Federal ID(s): WISC 2024113

SECTION: 0001 Roadway

Alt Set ID: Alt Mbr ID:

Proposal Line Number	Item ID Description	Approximate Quantity and Units	Unit Price	Bid Amount
0086	460.2010 Incentive Air Voids HMA Pavement	40,020.000 DOL	1.00000	40,020.00
0088	460.5224 HMA Pavement 4 LT 58-28 S	978.000 TON	_____.	_____.
0090	460.6224 HMA Pavement 4 MT 58-28 S	18,591.000 TON	_____.	_____.
0092	460.7224 HMA Pavement 4 HT 58-28 S	21,415.000 TON	_____.	_____.
0094	460.8424 HMA Pavement 4 SMA 58-28 H	17,232.000 TON	_____.	_____.
0096	460.9000.S Material Transfer Vehicle	1.000 EACH	_____.	_____.
0098	465.0105 Asphaltic Surface	128.000 TON	_____.	_____.
0100	465.0110 Asphaltic Surface Patching	433.000 TON	_____.	_____.
0102	465.0310 Asphaltic Curb	137.000 LF	_____.	_____.
0104	465.0315 Asphaltic Flumes	33.000 SY	_____.	_____.
0106	465.0510 Asphaltic Rumble Strips, Shoulder Divided Roadway	117,231.000 LF	_____.	_____.
0108	502.4204 Adhesive Anchors No. 4 Bar	26.000 EACH	_____.	_____.
0110	504.0100 Concrete Masonry Culverts	13.000 CY	_____.	_____.
0112	505.0600 Bar Steel Reinforcement HS Coated Structures	1,260.000 LB	_____.	_____.
0114	509.1500 Concrete Surface Repair	425.000 SF	_____.	_____.



Proposal Schedule of Items

Proposal ID: 20240109008 Project(s): 1090-09-76

Federal ID(s): WISC 2024113

SECTION: 0001 Roadway

Alt Set ID: Alt Mbr ID:

Proposal Line Number	Item ID Description	Approximate Quantity and Units	Unit Price	Bid Amount
0116	511.1200 Temporary Shoring (structure) 01. C-67-12	270.000 SF	_____.	_____.
0118	516.0500 Rubberized Membrane Waterproofing	6.000 SY	_____.	_____.
0120	520.8700 Cleaning Culvert Pipes	80.000 EACH	_____.	_____.
0122	522.0118 Culvert Pipe Reinforced Concrete Class III 18-Inch	16.000 LF	_____.	_____.
0124	522.0136 Culvert Pipe Reinforced Concrete Class III 36-Inch	16.000 LF	_____.	_____.
0126	522.1018 Apron Endwalls for Culvert Pipe Reinforced Concrete 18-Inch	2.000 EACH	_____.	_____.
0128	522.1030 Apron Endwalls for Culvert Pipe Reinforced Concrete 30-Inch	1.000 EACH	_____.	_____.
0130	522.1036 Apron Endwalls for Culvert Pipe Reinforced Concrete 36-Inch	1.000 EACH	_____.	_____.
0132	522.1042 Apron Endwalls for Culvert Pipe Reinforced Concrete 42-Inch	3.000 EACH	_____.	_____.
0134	531.1100 Concrete Masonry Ancillary Structures Type NS	5.000 CY	_____.	_____.
0136	531.1140 Steel Reinforcement HS Ancillary Structures Type NS	580.000 LB	_____.	_____.
0138	531.2024 Drilling Shaft 24-Inch	20.000 LF	_____.	_____.
0140	601.0409 Concrete Curb & Gutter 30-Inch Type A	665.000 LF	_____.	_____.
0142	601.0411 Concrete Curb & Gutter 30-Inch Type D	109.000 LF	_____.	_____.





Proposal Schedule of Items

Proposal ID: 20240109008 Project(s): 1090-09-76

Federal ID(s): WISC 2024113

SECTION: 0001 Roadway

Alt Set ID: Alt Mbr ID:

Proposal Line Number	Item ID Description	Approximate Quantity and Units	Unit Price	Bid Amount
0144	601.0553 Concrete Curb & Gutter 4-Inch Sloped 36-Inch Type D	162.000 LF	_____.	_____.
0146	601.0580 Concrete Curb & Gutter 4-Inch Sloped 36-Inch Type R	32.000 LF	_____.	_____.
0148	602.0410 Concrete Sidewalk 5-Inch	1,119.000 SF	_____.	_____.
0150	602.0505 Curb Ramp Detectable Warning Field Yellow	20.000 SF	_____.	_____.
0152	602.3010 Concrete Surface Drains	9.000 CY	_____.	_____.
0154	604.9015.S Reseal Crushed Aggregate Slope Paving	189.000 SY	_____.	_____.
0156	606.0100 Riprap Light	3.000 CY	_____.	_____.
0158	606.0200 Riprap Medium	40.000 CY	_____.	_____.
0160	606.0300 Riprap Heavy	61.000 CY	_____.	_____.
0162	611.8115 Adjusting Inlet Covers	1.000 EACH	_____.	_____.
0164	612.0204 Pipe Underdrain Unperforated 4-Inch	20.000 LF	_____.	_____.
0166	612.0804 Apron Endwalls for Underdrain Reinforced Concrete 4-Inch	1.000 EACH	_____.	_____.
0168	614.0220 Steel Thrie Beam Bullnose Terminal	6.000 EACH	_____.	_____.
0170	614.0230 Steel Thrie Beam	491.000 LF	_____.	_____.
0174	614.0950 Replacing Guardrail Posts and Blocks	39.000 EACH	_____.	_____.



Proposal Schedule of Items

Proposal ID: 20240109008 Project(s): 1090-09-76

Federal ID(s): WISC 2024113

SECTION: 0001 Roadway

Alt Set ID: Alt Mbr ID:

Proposal Line Number	Item ID Description	Approximate Quantity and Units	Unit Price	Bid Amount
0176	614.0951 Replacing Guardrail Rail and Hardware	47.000 LF	_____.	_____.
0178	614.0953 Replacing EAT Reflective Panel	4.000 EACH	_____.	_____.
0180	614.2300 MGS Guardrail 3	400.000 LF	_____.	_____.
0182	614.2500 MGS Thrie Beam Transition	245.000 LF	_____.	_____.
0184	614.2610 MGS Guardrail Terminal EAT	6.000 EACH	_____.	_____.
0186	614.2620 MGS Guardrail Terminal Type 2	1.000 EACH	_____.	_____.
0190	619.1000 Mobilization	1.000 EACH	_____.	_____.
0192	625.0100 Topsoil	50,274.000 SY	_____.	_____.
0194	628.1504 Silt Fence	5,715.000 LF	_____.	_____.
0196	628.1520 Silt Fence Maintenance	5,715.000 LF	_____.	_____.
0198	628.1530.S Silt Fence Heavy Duty	590.000 LF	_____.	_____.
0200	628.1535.S Silt Fence Heavy Duty Maintenance	590.000 LF	_____.	_____.
0202	628.1905 Mobilizations Erosion Control	2.000 EACH	_____.	_____.
0204	628.1910 Mobilizations Emergency Erosion Control	2.000 EACH	_____.	_____.
0206	628.2004 Erosion Mat Class I Type B	53,674.000 SY	_____.	_____.
0208	628.2027 Erosion Mat Class II Type C	3,456.000 SY	_____.	_____.



Proposal Schedule of Items

Proposal ID: 20240109008 Project(s): 1090-09-76

Federal ID(s): WISC 2024113

SECTION: 0001 Roadway

Alt Set ID: Alt Mbr ID:

Proposal Line Number	Item ID Description	Approximate Quantity and Units	Unit Price	Bid Amount
0210	628.7010 Inlet Protection Type B	48.000 EACH	_____.	_____.
0212	628.7015 Inlet Protection Type C	56.000 EACH	_____.	_____.
0214	628.7504 Temporary Ditch Checks	14,303.000 LF	_____.	_____.
0216	628.7555 Culvert Pipe Checks	15.000 EACH	_____.	_____.
0218	628.7560 Tracking Pads	36.000 EACH	_____.	_____.
0220	628.7570 Rock Bags	75.000 EACH	_____.	_____.
0222	629.0210 Fertilizer Type B	34.000 CWT	_____.	_____.
0224	630.0120 Seeding Mixture No. 20	678.000 LB	_____.	_____.
0226	630.0200 Seeding Temporary	310.000 LB	_____.	_____.
0228	630.0400 Seeding Nurse Crop	230.000 LB	_____.	_____.
0230	630.0500 Seed Water	1,280.000 MGAL	_____.	_____.
0232	633.0100 Delineator Posts Steel	368.000 EACH	_____.	_____.
0234	633.0500 Delineator Reflectors	571.000 EACH	_____.	_____.
0236	633.5200 Markers Culvert End	101.000 EACH	_____.	_____.
0238	634.0618 Posts Wood 4x6-Inch X 18-FT	92.000 EACH	_____.	_____.
0240	634.0622 Posts Wood 4x6-Inch X 22-FT	2.000 EACH	_____.	_____.



Proposal Schedule of Items

Proposal ID: 20240109008 Project(s): 1090-09-76

Federal ID(s): WISC 2024113

SECTION: 0001 Roadway

Alt Set ID: Alt Mbr ID:

Proposal Line Number	Item ID Description	Approximate Quantity and Units	Unit Price	Bid Amount
0242	634.0814 Posts Tubular Steel 2x2-Inch X 14-FT	4.000 EACH	_____.	_____.
0244	635.0200 Sign Supports Structural Steel HS	2,800.000 LB	_____.	_____.
0246	635.0300 Sign Supports Replacing Base Connection Bolts	32.000 EACH	_____.	_____.
0248	637.1220 Signs Type I Reflective SH	4,154.500 SF	_____.	_____.
0250	637.2210 Signs Type II Reflective H	499.570 SF	_____.	_____.
0252	637.2215 Signs Type II Reflective H Folding	37.500 SF	_____.	_____.
0254	637.2230 Signs Type II Reflective F	247.500 SF	_____.	_____.
0256	638.2101 Moving Signs Type I	4.000 EACH	_____.	_____.
0258	638.2102 Moving Signs Type II	7.000 EACH	_____.	_____.
0260	638.2601 Removing Signs Type I	32.000 EACH	_____.	_____.
0262	638.2602 Removing Signs Type II	76.000 EACH	_____.	_____.
0264	638.3000 Removing Small Sign Supports	90.000 EACH	_____.	_____.
0266	638.3100 Removing Structural Steel Sign Supports	4.000 EACH	_____.	_____.
0268	643.0300 Traffic Control Drums	39,085.000 DAY	_____.	_____.
0270	643.0420 Traffic Control Barricades Type III	7,475.000 DAY	_____.	_____.
0272	643.0500 Traffic Control Flexible Tubular Marker Posts	11.000 EACH	_____.	_____.



Proposal Schedule of Items

Proposal ID: 20240109008 Project(s): 1090-09-76

Federal ID(s): WISC 2024113

SECTION: 0001 Roadway

Alt Set ID: Alt Mbr ID:

Proposal Line Number	Item ID Description	Approximate Quantity and Units	Unit Price	Bid Amount
0274	643.0600 Traffic Control Flexible Tubular Marker Bases	11.000 EACH	_____.	_____.
0276	643.0705 Traffic Control Warning Lights Type A	14,951.000 DAY	_____.	_____.
0278	643.0715 Traffic Control Warning Lights Type C	5,128.000 DAY	_____.	_____.
0280	643.0800 Traffic Control Arrow Boards	504.000 DAY	_____.	_____.
0282	643.0900 Traffic Control Signs	18,467.000 DAY	_____.	_____.
0284	643.0920 Traffic Control Covering Signs Type II	199.000 EACH	_____.	_____.
0286	643.1050 Traffic Control Signs PCMS	227.000 DAY	_____.	_____.
0288	643.1070 Traffic Control Cones 42-Inch	15.000 DAY	_____.	_____.
0290	643.1205.S Basic Traffic Queue Warning System	199.000 DAY	_____.	_____.
0292	643.1500 Traffic Control Speed Radar Trailer	398.000 DAY	_____.	_____.
0294	643.3165 Temporary Marking Line Paint 6-Inch	262,698.000 LF	_____.	_____.
0296	643.3265 Temporary Marking Line Paint 10-Inch	6,189.000 LF	_____.	_____.
0298	643.4100 Traffic Control Interim Lane Closure	199.000 EACH	_____.	_____.
0300	643.5000 Traffic Control	1.000 EACH	_____.	_____.
0302	644.1810 Temporary Pedestrian Barricade	350.000 LF	_____.	_____.
0304	645.0120 Geotextile Type HR	313.000 SY	_____.	_____.



Proposal Schedule of Items

Proposal ID: 20240109008 Project(s): 1090-09-76

Federal ID(s): WISC 2024113

SECTION: 0001 Roadway

Alt Set ID: Alt Mbr ID:

Proposal Line Number	Item ID Description	Approximate Quantity and Units	Unit Price	Bid Amount
0306	645.0130 Geotextile Type R	13.000 SY	_____.	_____.
0308	646.1020 Marking Line Epoxy 4-Inch	540.000 LF	_____.	_____.
0310	646.2020 Marking Line Epoxy 6-Inch	7,804.000 LF	_____.	_____.
0312	646.2025 Marking Line Grooved Black Epoxy 6-Inch	26,232.000 LF	_____.	_____.
0314	646.2040 Marking Line Grooved Wet Ref Epoxy 6-Inch	134,334.000 LF	_____.	_____.
0316	646.2050 Marking Line Grooved Permanent Tape 6-Inch	26,232.000 LF	_____.	_____.
0318	646.3020 Marking Line Epoxy 8-Inch	5,017.000 LF	_____.	_____.
0320	646.4020 Marking Line Epoxy 10-Inch	1,215.000 LF	_____.	_____.
0322	646.4025 Marking Line Grooved Black Epoxy 10-Inch	576.000 LF	_____.	_____.
0324	646.4050 Marking Line Grooved Permanent Tape 10-Inch	6,011.000 LF	_____.	_____.
0326	646.5020 Marking Arrow Epoxy	49.000 EACH	_____.	_____.
0328	646.5120 Marking Word Epoxy	24.000 EACH	_____.	_____.
0330	646.5220 Marking Symbol Epoxy	5.000 EACH	_____.	_____.
0332	646.5520 Marking Outfall Epoxy	242.000 EACH	_____.	_____.
0334	646.6120 Marking Stop Line Epoxy 18-Inch	82.000 LF	_____.	_____.



Proposal Schedule of Items

Proposal ID: 20240109008 Project(s): 1090-09-76

Federal ID(s): WISC 2024113

SECTION: 0001 Roadway

Alt Set ID: Alt Mbr ID:

Proposal Line Number	Item ID Description	Approximate Quantity and Units	Unit Price	Bid Amount
0336	646.6220 Marking Yield Line Epoxy 18-Inch	11.000 EACH	_____.	_____.
0338	646.6320 Marking Dotted Extension Epoxy 18-Inch	202.000 LF	_____.	_____.
0340	646.6466 Cold Weather Marking Epoxy 6-Inch	18,679.000 LF	_____.	_____.
0342	646.6470 Cold Weather Marking Epoxy 10-Inch	510.000 LF	_____.	_____.
0344	646.7120 Marking Diagonal Epoxy 12-Inch	3,130.000 LF	_____.	_____.
0346	646.7220 Marking Chevron Epoxy 24-Inch	588.000 LF	_____.	_____.
0348	646.7420 Marking Crosswalk Epoxy Transverse Line 6-Inch	102.000 LF	_____.	_____.
0350	646.8120 Marking Curb Epoxy	30.000 LF	_____.	_____.
0352	646.8220 Marking Island Nose Epoxy	3.000 EACH	_____.	_____.
0354	646.8320 Marking Parking Stall Epoxy	4,279.000 LF	_____.	_____.
0356	646.9050 Marking Removal Line Grooved Permanent Tape 4-Inch	1,580.000 LF	_____.	_____.
0358	646.9150 Marking Removal Line Grooved Permanent Tape 8-Inch	3,483.000 LF	_____.	_____.
0360	646.9200 Marking Removal Line Wide	238.000 LF	_____.	_____.
0362	646.9300 Marking Removal Special Marking	43.000 EACH	_____.	_____.
0364	646.9400 Marking Removal Plowable Raised Pavement Markers	39.000 EACH	_____.	_____.



Proposal Schedule of Items

Proposal ID: 20240109008 Project(s): 1090-09-76

Federal ID(s): WISC 2024113

SECTION: 0001 Roadway

Alt Set ID: Alt Mbr ID:

Proposal Line Number	Item ID Description	Approximate Quantity and Units	Unit Price	Bid Amount
0366	652.0700.S Install Conduit into Existing Item	5.000 EACH	_____.	_____.
0368	653.0140 Pull Boxes Steel 24x42-Inch	2.000 EACH	_____.	_____.
0370	653.0905 Removing Pull Boxes	2.000 EACH	_____.	_____.
0372	655.0515 Electrical Wire Traffic Signals 10 AWG	35,380.000 LF	_____.	_____.
0374	670.0101 Field System Integrator	1.000 EACH	_____.	_____.
0376	670.0201 ITS Documentation	1.000 EACH	_____.	_____.
0378	671.0112 Conduit HDPE 1-Duct 2-Inch	205.000 LF	_____.	_____.
0380	671.0132 Conduit HDPE 3-Duct 2-Inch	31,030.000 LF	_____.	_____.
0382	671.0212 Conduit HDPE Directional Bore 1-Duct 2-Inch	215.000 LF	_____.	_____.
0384	671.0232 Conduit HDPE Directional Bore 3-Duct 2-Inch	2,255.000 LF	_____.	_____.
0386	671.0300 Fiber Optic Cable Marker	107.000 EACH	_____.	_____.
0388	673.0105 Communication Vault Type 1	25.000 EACH	_____.	_____.
0390	673.0200 Tracer Wire Marker Posts	8.000 EACH	_____.	_____.
0392	674.0300 Remove Cable	70.000 LF	_____.	_____.
0394	674.0400 Reinstall Cable	10.000 LF	_____.	_____.





Proposal Schedule of Items

Proposal ID: 20240109008 Project(s): 1090-09-76

Federal ID(s): WISC 2024113

SECTION: 0001 Roadway

Alt Set ID: Alt Mbr ID:

Proposal Line Number	Item ID Description	Approximate Quantity and Units	Unit Price	Bid Amount
0396	678.0006 Install Fiber Optic Cable Outdoor Plant 6-CT	3,510.000 LF	_____.	_____.
0398	678.0072 Install Fiber Optic Cable Outdoor Plant 72-CT	35,985.000 LF	_____.	_____.
0400	678.0200 Fiber Optic Splice Enclosure	5.000 EACH	_____.	_____.
0402	678.0300 Fiber Optic Splice	300.000 EACH	_____.	_____.
0404	678.0400 Fiber Optic Termination	24.000 EACH	_____.	_____.
0406	678.0501 Communication System Testing	1.000 EACH	_____.	_____.
0408	678.0600 Install Ethernet Switches	3.000 EACH	_____.	_____.
0410	690.0150 Sawing Asphalt	368.000 LF	_____.	_____.
0412	690.0250 Sawing Concrete	79,915.000 LF	_____.	_____.
0414	ASP.1T0A On-the-Job Training Apprentice at \$5.00/HR	6,300.000 HRS	5.00000	31,500.00
0416	ASP.1T0G On-the-Job Training Graduate at \$5.00/HR	17,280.000 HRS	5.00000	86,400.00
0418	SPV.0045 Special 01. Digital Speed Reduction System (DSRS)	199.000 DAY	_____.	_____.
0420	SPV.0060 Special 02. FIELD FACILITIES OFFICE SPACE	1.000 EACH	_____.	_____.
0422	SPV.0060 Special 03. TRAFFIC CONTROL CLOSE-OPEN FREEWAY ENTRANCE RAMP	84.000 EACH	_____.	_____.



Proposal Schedule of Items

Proposal ID: 20240109008 Project(s): 1090-09-76

Federal ID(s): WISC 2024113

SECTION: 0001 Roadway

Alt Set ID: Alt Mbr ID:

Proposal Line Number	Item ID Description	Approximate Quantity and Units	Unit Price	Bid Amount
0424	SPV.0060 Special 04. TRAFFIC CONTROL LOCAL ROAD LANE CLOSURE	36.000 EACH	_____.	_____.
0426	SPV.0060 Special 05. MOBILIZATIONS EMERGENCY PAVEMENT REPAIR	2.000 EACH	_____.	_____.
0428	SPV.0060 Special 06. SURVEY PROJECT 1090-09-76	1.000 EACH	_____.	_____.
0430	SPV.0060 Special 07. LOCATE AND CLEAN EXISTING UNDERDRAIN OUTFALLS	242.000 EACH	_____.	_____.
0432	SPV.0060 Special 08. REMOVING BUS SHELTER	1.000 EACH	_____.	_____.
0434	SPV.0060 Special 20. REPAIR CONDUIT	4.000 EACH	_____.	_____.
0436	SPV.0060 Special 21. POWER WIRE SPLICE	3.000 EACH	_____.	_____.
0438	SPV.0060 Special 22. REMOVE ETHERNET RADIO	8.000 EACH	_____.	_____.
0440	SPV.0060 Special 23. REMOVING CONTROLLER CABINET	4.000 EACH	_____.	_____.
0442	SPV.0060 Special 24. REMOVING CONTROLLER CABINET BASE	4.000 EACH	_____.	_____.
0444	SPV.0060 Special 25. EXPOSING EXISTING INFRASTRUCTURE PAVED AREA	5.000 EACH	_____.	_____.
0446	SPV.0060 Special 26. EXPOSING EXISTING INFRASTRUCTURE UNPAVED AREA	5.000 EACH	_____.	_____.
0448	SPV.0060 Special 40. Strapping C-67-12	1.000 EACH	_____.	_____.
0450	SPV.0075 Special 01. PAVEMENT CLEANUP PROJECT 1090-09-76	100.000 HRS	_____.	_____.



Proposal Schedule of Items

Proposal ID: 20240109008 Project(s): 1090-09-76

Federal ID(s): WISC 2024113

SECTION: 0001 Roadway

Alt Set ID: Alt Mbr ID:

Proposal Line Number	Item ID Description	Approximate Quantity and Units	Unit Price	Bid Amount
0452	SPV.0085 Special 01. Native Pollinator Seeding Mixture No. 90A	71.000 LB	_____.	_____.
0454	SPV.0090 Special 01. MARKING EPOXY 6-INCH BLACK NON GROOVED	175.000 LF	_____.	_____.
0456	SPV.0090 Special 40. Joint Sealing	30.000 LF	_____.	_____.
0458	SPV.0180 Special 01. EXCAVATION OF PHRAGMITES CONTAMINATED SOIL	389.000 SY	_____.	_____.
0460	SPV.0180 Special 02. HERBICIDE APPLICATION	389.000 SY	_____.	_____.
0462	SPV.0180 Special 03. REMOVING HIGH FRICTION SURFACE TREATMENT	6,846.000 SY	_____.	_____.
0464	SPV.0180 Special 04. RESIN BINDER HIGH FRICTION SURFACE TREATMENT	6,846.000 SY	_____.	_____.
0466	SPV.0180 Special 05. MICROMILLING	73,435.000 SY	_____.	_____.
0468	SPV.0180 Special 40. Methacrylate Flood Seal	2,404.000 SY	_____.	_____.
0470	SPV.0195 Special 01. HMA LONGITUDINAL JOINT REPAIR	2,533.000 TON	_____.	_____.
0472	SPV.0195 Special 02. HMA TRANSVERSE JOINT REPAIR	405.000 TON	_____.	_____.
0474	614.0397 Guardrail Mow Strip Emulsified Asphalt	601.000 SY	_____.	_____.
0476	616.0206 Fence Chain Link 6-FT	188.000 LF	_____.	_____.

Section: 0001

Total: \_\_\_\_\_.

Total Bid: \_\_\_\_\_.

