



Wisconsin Department of Transportation

February 3, 2025

Division of Transportation Systems Development

Bureau of Project Development
4822 Madison Yards Way, 4th Floor South
Madison, WI 53705

Telephone: (608) 266-1631
Facsimile (FAX): (608) 266-8459

NOTICE TO ALL CONTRACTORS:

Proposal #20: 2984-15-78, WISC 2025317
C Milwaukee – E Mason Street
Over Lincoln Memorial Dr B-40-0524
Local Street
Milwaukee County

Letting of February 11, 2025

This is Addendum No. 01, which provides for the following:

Special Provisions:

Revised Special Provisions	
Article No.	Description
2	Scope of Work
3	Prosecution and Progress
4	Traffic
5	Holiday and Special Event Work Restrictions
17	Coordination with Businesses and Residents

Plan Sheets:

Revised Plan Sheets	
Plan Sheet	Plan Sheet Title (brief description of changes to sheet)
116	B-40-524 General Notes & Quantities – Removed reference to epoxy sealing of substructures.

Other

Revise the Contract Completion Time from a completion date of July 1, 2025, to a completion date of October 31, 2025.

The responsibility for notifying potential subcontractors and suppliers of these changes remains with the prime contractor.

Sincerely,

Mike Coleman

Proposal Development Specialist
Proposal Management Section

ADDENDUM NO. 01

2984-15-78

February 3, 2025

Special Provisions

2. Scope of Work.

Replace entire article language with the following:

The work under this contract shall consist of expansion joint replacement on the bridge, concrete surface repair of substructures, loose concrete removal from the underside of the deck, deck and sidewalk sealing, deck patching, re-caulking/sealing of vertical joints, installation of protective netting to the underside of the deck; milling and resurfacing of the approaches, replacing approach sidewalk and curb and gutter, pavement marking re-striping and green surfacing treatment, and bicycle lane signage and all incidental items necessary to complete the work as shown on the plans and included in the proposal and contract.

3. Prosecution and Progress.

Replace entire article language with the following:

Begin work within 10 calendar days after the engineer issues a written notice to do so.

Provide the start date to the engineer in writing within a month after executing the contract but at least 14 calendar days before the preconstruction conference. Upon approval, the engineer will issue the notice to proceed within ten calendar days before the approved start date.

To revise the start date, submit a written request to the engineer at least two weeks before the intended start date. The engineer will approve or deny that request based on the conditions cited in the request and its effect on the department's scheduled resources.

The Notice to Proceed will be issued such that work shall start no later than April 1, 2025, unless otherwise approved by the engineer.

The contract time for completion is based on an expedited work schedule and may require extraordinary forces and equipment.

Migratory Birds

Swallow or other migratory bird nests have been observed on or under the existing structure(s). All active nests (when eggs or young are present) of migratory birds are protected under the federal Migratory Bird Treaty Act. The nesting season for swallows and other birds is from April 15 to August 31.

See below for information on affected structure(s). As a last resort, apply for a depredation permit from the US Fish and Wildlife Service for work that may disturb or destroy active nests. The need for a permit may be avoided by removing the existing bridge structure prior to nest occupation by birds or clearing nests from all structures before the nests become active in early spring.

Either prevent active nests from becoming established or prevent birds from nesting by installing and/or maintaining one suitable deterrent device on the following structure(s) prior to nesting activity under the bid item Installing and Maintaining Bird Deterrent System:

- Structure B-40-0524

Interim Completion and Liquidated Damages – E. Mason Street: Interim Completion Date October 3, 2025.

Complete construction operations on E. Mason Street to the stage necessary to reopen it to through traffic by October 3, 2025. Do not reopen until completing the following work: Bridge expansion joint replacement, roadway approach paving, approach sidewalks, and approach curb and gutter.

If the contractor fails to complete the work necessary to reopen E. Mason Street to traffic by October 3, 2025, the department will assess the contractor \$3,000.00 in interim liquidated damages for each calendar day the contract work remains incomplete beyond 12:01 AM on October 4, 2025. An entire calendar day will be charged for any period of time within a calendar day that the road remains closed beyond 12:01 AM.

If contract time expires prior to completing all work specified in the contract, additional liquidated damages will be affixed according to standard spec 108.11.

Construction on E. Mason Street

Work on the bridge that requires full closure of E. Mason Street is not permitted until September 2, 2025, at 12:00 PM. E. Mason Street shall be reopened to traffic by the interim completion date.

Construction below the E. Mason Street Bridge

Construction underneath the bridge may commence any time after receiving the notice to proceed, and after providing the required notice to the War Memorial Center.

General Work Restrictions

All work and operations shall be completed in accordance with WisDOT Standard Detail Drawings, the MUTCD, and as directed by the engineer. Installing construction zone signage on existing signposts, or utility poles is not permitted.

Comply with all local ordinances that apply to work operations pertaining to work during nighttime work hours. Furnish in writing any ordinance variance issued by the municipality or required permits to the engineer no less than three days before performing such work.

Park or store equipment and materials only at work sites approved by the engineer.

Contractor Coordination

Attend weekly scheduling meetings to discuss the near-term schedule activities, address any long-term schedule issues, and discuss any relevant technical issues. Develop a rolling three-week schedule identifying the previous week worked and a two week "look ahead". Provide sufficient detail to include actual and planned activities and all the subcontractors for offsite and construction activities, addressing all activities including ramp and lane closure schedules to be performed and identifying issues requiring engineering action or input.

Provide an individual to serve as the contractor's sole point of contact for field utility coordination and communication for the duration of the project.

Pavement Marking Operations

Installation of the final pavement markings shall be coordinated with the roadway construction operations, when possible. Moving pavement markings operations are allowed and shall be coordinated with the engineer in the field.

4. Traffic

Replace entire article language with the following:

A General

Supplement standard spec 643.3.1 with the following:

Submit a detailed traffic control plan to the engineer for approval if different than the traffic control plan provided in the plan set. Submit this plan ten days prior to the preconstruction conference.

Submit all traffic control change requests to the engineer at least three working days prior to an actual traffic control change. A request does not constitute approval.

Use drums, barricades, and other traffic control devices to direct vehicular traffic in the work zone and to protect and delineate hazards. Place roadway signing and roadway temporary pavement as directed by the engineer and in conformance to the Wisconsin Manual of Uniform Traffic Control Devices (WMUTCD), latest edition. Traffic control shall be completely in place before traffic is switched, or as directed by the engineer.

Do not deliver or store materials and equipment within open travel lanes or open side roads during any stage of construction. Conduct operations in a manner that will cause the least interference to traffic.

The numbering of the stages does not indicate the sequence of the work. Adjustments to the order of the stages can be made as approved by the field engineer.

B Mainline Closure – E. Mason Street

Stage 1

Close E. Mason Street to all traffic from N. Prospect Avenue to N. Lincoln Memorial Drive until work on top of the bridge deck and roadway approaches is complete. Detours will be utilized for pedestrians, bicycles, and traffic. Re-open E. Mason Street no later than the interim completion date.

C Single Lane Closures – N. Lincoln Memorial Drive

Single lane closures shall only be performed during off-peak hours.

Stage 2A

Single lane closure of right and partial lane closure of right turn southbound lanes along N. Lincoln Memorial Drive for deck and pier work. Maintain traffic in left, right turn, and left turn southbound lanes along N. Lincoln Memorial Drive.

Stage 2B

Single lane closure of left southbound lane along N. Lincoln Memorial Drive for deck and pier work. Maintain traffic in right, right turn, and left turn southbound lanes along N. Lincoln Memorial Drive.

Stage 2C

Single lane closure of left northbound lane along N. Lincoln Memorial Drive for deck and pier work. Maintain traffic in the right, right turn, and left turn northbound lanes along N. Lincoln Memorial Drive.

Stage 2D

Single lane closure of right northbound lane along N. Lincoln Memorial Drive for deck and pier work. Maintain traffic in left, right turn, and left turn northbound lanes along N. Lincoln Memorial Drive.

D Overnight Road Closures – E. Mason Street

Lane closures shall only be performed during night off-peak hours. Overnight closures do not require a detour.

D Detours

The mainline closure of E. Mason Street will require a southbound detour. A signed detour will direct traffic to utilize the following local streets: N. Lincoln Memorial Drive, E. Michigan Street, N. Van Buren Street, E. Wisconsin Avenue, and N. Prospect Avenue.

The mainline closure of E. Mason Street will require a northbound detour. A signed detour will direct traffic to utilize the following local streets: N. Prospect Avenue, E. Lafayette Place, E. Lafayette Hill Road, and N. Lincoln Memorial Drive.

The mainline closures of E. Mason Street and the marked detours are only allowed between September 2, 2025, at 12:00 PM to October 3, 2025, at 11:59 PM. This time restriction does not apply to overnight closures.

E Pedestrian and Bicycle Detour

The mainline closure of E. Mason Street will require a pedestrian and bicycle detour. A signed detour will direct bicyclists and pedestrians to follow the Oak Leaf Trail and cross N. Lincoln Memorial Drive.

F War Memorial Center Parking Garage

Construct netting work in sections so that access can be maintained for deliveries, garbage collection, catering, and maintenance staff. Access to one of the two overhead garage doors shall be always maintained, as well as access to the loading docks. Coordinate when and where public parking will be allowed within the garage based on the schedule of construction operations.

Setup barricades or other physical barriers to block off the work zone in the parking garage.

At least 30 days in advance of netting construction coordinate the proposed construction schedule and access with War Memorial Center staff. Contact Armando Herrera at 414-982-6628.

G Off-Peak Hours

The following definitions apply to this contract:

Off-Peak Hours:

Night

9:00 PM to 6:00 AM (Sunday PM to Monday AM, Monday PM to Tuesday AM, Tuesday PM to Wednesday AM, Wednesday PM to Thursday AM, Thursday PM to Friday AM)

Day

9:00 AM to 3:00 PM (Monday, Tuesday, Wednesday, Thursday, Friday)

H Advance Notification

Notify the organizations below 48 hours in advance of the start of work, closures of existing roads, and prior to traffic control changes. Notifications must be given by 4:00 PM on Thursday for such work to be done on the following Monday.

County Sheriff/Local Police

Milwaukee County Sheriff
(414) 278-4766

Milwaukee Police Department
(414) 933-4444

Fire Department/EMS/Ambulance

Milwaukee Fire Department
(414) 286-8948

War Memorial Center

President/CEO
(414) 273-5533

Facilities Manager
(414) 982-6628

Coordinate when and where public parking will be allowed within the garage based on the schedule of construction operations. Verify allowable working hours within the parking garage. Coordinate relocation of any items stored within the garage that will conflict with construction activities so they can be relocated by War Memorial or Milwaukee County staff.

Provide the Milwaukee Police Department and the project engineer a current telephone number with which the contractor or his representative can be contacted during non-working hours in the event a safety hazard develops.

I Wisconsin Lane Closure System Advance Notification

Provide the following advance notification to the engineer for incorporation into the Wisconsin Lane Closure System (LCS).

TABLE 108-1 CLOSURE TYPE AND REQUIRED MINIMUM ADVANCE NOTIFICATION Closure type with height, weight, or width restrictions (available width, all lanes in one direction < 16 feet)	MINIMUM NOTIFICATION
Lane and shoulder closures	7 calendar days
Full roadway closures	7 calendar days
Ramp closures	7 calendar days
Detours	7 calendar days
Closure type without height, weight, or width restrictions (available width, all lanes in one direction ≥ 16 feet)	MINIMUM NOTIFICATION
Lane and shoulder closures	3 business days
Ramp closures	3 business days
Modifying all closure types	3 business days

Discuss LCS completion dates and provide changes in the schedule to the engineer at weekly project meetings in order to manage closures nearing their completion date.

J Construction Access

All access is subject to the approval of the engineer.

Construction operations affecting the traveling public's safety on E. Mason Street or N. Lincoln Memorial Drive will not be allowed during snow and ice conditions, or any other adverse weather conditions, unless approved by the engineer.

Construction vehicles shall only access the work zones using ingress and egress at the beginning and end of the work zone. Access to or from live traffic lanes adjacent to the work zone is not permitted.

5. Holiday and Special Event Work Restrictions.

Replace entire article language with the following:

Do not perform work on, nor haul materials of any kind along or across any portion of the highway carrying E. Mason Street or N. Lincoln Memorial Drive traffic, and entirely clear the traveled way and shoulders of such portions of the highway of equipment, barricades, signs, lights, and any other material that might impede the free flow of traffic during the following holiday and special event periods:

- From noon Friday, May 23, 2025 to 6:00 AM Tuesday, May 27, 2025, Memorial Day;
- From noon Thursday, June 19, 2025 to 6:00 AM Monday, June 23, 2025, Summerfest Weekend #1;
- From noon Thursday, June 26, 2025 to 6:00 AM Monday, June 30, 2025, Summerfest Weekend #2;
- From noon Thursday, July 3, 2025 to 6:00 AM Monday, July 7, 2025, Independence Day;
- From noon Friday, August 29, 2025 to 12:00 PM Tuesday, September 2, 2025, Labor Day;
- From noon Friday, October 3, 2025 to 6:00 AM Monday, October 6, 2025, Milwaukee Lakefront Marathon;
- Fridays and weekends from May 26, 2025 thru September 1, 2025 for special events. Restricted from 6:00 AM on Friday to 6:00 AM the following Monday;
- From 12:01 am Monday, November 10, 2025 to 6:00 AM Thursday, November 13, 2025, Veteran's Day.

17. Coordination with Businesses and Residents.

Replace entire article language with the following:

The contractor shall arrange and conduct a meeting between the contractor, the department, affected residents, local officials and business people to discuss the project schedule of operations including vehicular and pedestrian access during construction operations. Hold the first meeting at least one week before the start of work under this contract and hold two meetings per month thereafter. The contractor shall arrange for a suitable location for meetings that provides reasonable accommodation for public involvement. The department will prepare and coordinate publication of the meeting notices and mailings for meetings. The contractor shall schedule meetings with at least 2 weeks' prior notice to the engineer to allow for these notifications.

The following stakeholders are to be included in coordination:

War Memorial Center

Co Nguyen
(414) 273-5533
cpemtnghuyen@gmail.com

Armando Herrera
(414) 982-6628
facilities@warmemorialcenter.org

Milwaukee Art Museum

Dan Somers
(414) 224-3200
dan.somers@mam.org

Milwaukee County Parks

Chris Kubacki
(414) 257-4508
chris.kubacki@milwaukeecountywi.gov

Plan Sheets

The following 8½ x 11-inch sheets are attached and made part of the plans for this proposal:

Revised: 116

END OF ADDENDUM

GENERAL NOTES

THE EXISTING STRUCTURE B-40-524, IS A 4-SPAN PRESTRESSED GIRDER STRUCTURE WITH AN END OF DECK TO END OF DECK LENGTH OF 674'-9 3/4" ± ALONG C/L OF MASONRY.

DRAWINGS SHALL NOT BE SCALED.

DIMENSIONS SHOWN ARE BASED ON THE ORIGINAL STRUCTURE PLANS.

ALL STATIONS AND ELEVATIONS ARE IN FEET.

BEVEL ALL EXPOSED EDGES OF CONCRETE 1/2" UNLESS NOTED OTHERWISE.

THE FIRST DIGIT OF A THREE DIGIT BAR MARK AND THE FIRST TWO DIGIT OF A FOUR DIGIT BAR MARK SIGNIFY THE BAR SIZE.

ALL CONCRETE REMOVAL SHALL BE DEFINED BY THE DEPTH OF SAW CUT GIVEN IN THE STANDARD SPECIFICATIONS OR 1" DEEP UNLESS NOTED OTHERWISE.

BAR STEEL REINFORCEMENT SHALL BE EMBEDDED 2" CLEAR UNLESS SHOWN OR NOTED.

STRIP SEAL EXPANSION JOINT ASSEMBLIES, INCLUDING ANCHOR STUDS, COVER PLATES AND HARDWARE SHALL BE PAID FOR AT THE LINEAL FOOT PRICE BID FOR "EXPANSION DEVICE".

APPLY BRIDGE SEAT PROTECTION, PER SECTION 502.3.12 OF THE STANDARD SPECIFICATIONS, TO THE TOP SURFACE OF THE WEST ABUTMENT BELOW THE EXPANSION DEVICE. POWER WASH AND ADEQUATELY DRY SURFACE BEFORE APPLICATION. WORK INCIDENTAL TO BID ITEM "CONCRETE MASONRY DECK REPAIR".

ANY EXCAVATION NECESSARY TO COMPLETE THE JOINT REPAIRS IS TO BE CONSIDERED INCIDENTAL TO THE BID ITEM "JOINT REPAIR".

CLEAN, STRAIGHTEN, AND EXTEND EXISTING BAR STEEL REINFORCEMENT 24 BAR DIAMETERS INTO NEW CONSTRUCTION UNLESS SPECIFIED OTHERWISE. REMOVAL OF THE EXISTING TOP PORTIONS OF THE MASONRY GIRDERS FOR JOINT REPAIR SHALL BE PERFORMED BY HAND POWER TOOLS OR AIR HAMMERS WEIGHING LESS THAN 80 POUNDS. HEAVIER EQUIPMENT INCLUDING BACKHOE MOUNTED HAMMERS ARE NOT PERMITTED. PERFORM REMOVAL IN SUCH A MANNER SO AS TO NOT DAMAGE THE GIRDERS.

REPAIR DELAMINATIONS AND SPALLS IN SIDEWALK PER "CONCRETE MASONRY SURFACE REPAIR".

PERFORM "CONCRETE SURFACE REPAIR" AND "EPOXY CRACK SEALING" AT THE SUBSTRUCTURE UNITS AND RAMP WALLS AS DIRECTED BY THE FIELD ENGINEER. QUANTITIES SHOWN ON THE PLANS ARE APPROXIMATE.

CLEAN AND FILL CRACKS IN EXISTING CONCRETE DECK WITH PENETRATING EPOXY AS DIRECTED BY THE FIELD ENGINEER.

PERFORM "BRIDGE DECK CRACK SEALING" AT THE TOP SURFACES OF THE DECK AND PAVING BLOCKS AS DIRECTED BY THE FIELD ENGINEER. QUANTITY SHOWN ON THE PLANS ARE APPROXIMATE.

"PROTECTIVE SURFACE TREATMENT RESEAL" SHALL BE APPLIED TO THE TOP SURFACES OF DECK, PAVING BLOCKS, SIDEWALKS, OBSERVATION DECK, AND VISOR. APPLY GUTTERFLIES FROM END OF DECK TO END OF DECK. SURFACE PREPARATION IS INCLUDED IN THE BID ITEM "PROTECTIVE SURFACE TREATMENT RESEAL".

"PROTECTIVE SURFACE TREATMENT RESEAL" SHALL BE APPLIED TO THE TOP AND ROADWAY FACES OF THE EXISTING PARAPETS ON THE BRIDGE TO MAINTAIN THE EXISTING COLOR OF THE PARAPETS. SURFACE PREPARATION IS INCLUDED IN THE BID ITEM "PROTECTIVE SURFACE TREATMENT RESEAL".

REMOVAL OF DECK PARAPETS SHALL BE PERFORMED BY THE FIELD ENGINEER. DECK PARAPETS ARE TO BE REPAIRED AND REINFORCED AS DETERMINED BY THE ENGINEER. DECK PREPARATION REPAIRS SHALL BE FILLED WITH "CONCRETE MASONRY DECK REPAIR".

REMOVE LOOSE AND DELAMINATED CONCRETE FROM UNDERSIDE OF DECK AS DIRECTED BY THE FIELD ENGINEER. QUANTITIES SHOWN ON THE PLANS ARE APPROXIMATE.

"CLEAN AND PAINT" MASK WALL GIRDER'S ROCKER BEARINGS AT PIER 1. THE COLOR OF THE FINISH TOP COAT SHALL BE AHS STANDARD COLOR NO. 26293 (LIGHT GRAY).

INSTALL "PROTECTIVE NETTING" IN SPANS 3 AND 4 PARKING GARAGE. LIMITS AND DETAILS INCLUDED ON SHEETS 7 & 8 OF 33.

CARE SHALL BE TAKEN TO AVOID DAMAGE TO THE EXISTING GIRDERS, INCLUDING SHEAR STIRRUPS, SAWCUTTING OF THE EXISTING SHEAR STIRRUPS IS NOT ALLOWED.

ANY GRATES DAMAGED BY CONSTRUCTION OPERATIONS SHALL BE REPLACED AT THE CONTRACTOR'S EXPENSE.

FILL SPALLS AT THE BOTTOM OF CURBS AS DIRECTED BY THE FIELD ENGINEER. COST OF FILLING SPALLS TO BE INCLUDED IN BID ITEM "JOINT REPAIR".

CONTRACTOR TO REMOVE FORMWORK AT EXISTING JOINTS. FORMWORK WAS PLACED TO CATCH FALLING CONCRETE. COST INCIDENTAL TO BID ITEM "JOINT REPAIR".

DAMAGE TO THE EXISTING CONDUIT OR ELECTRICAL WIRING IN THE PARAPETS SHALL BE REPAIRS OR REPLACED AT THE CONTRACTOR'S EXPENSE.

MULTIPLE UTILITIES ARE PRESENT BENEATH THE BRIDGE DECK, WITHIN THE WAR MEMORIAL CENTER PARKING GARAGE. THESE INCLUDE LIGHTING, ELECTRICAL CONDUIT, AND HVAC. VERIFY LOCATIONS OF UTILITIES AND ENSURE THEY ARE NOT DAMAGED WITH JOINT REPLACEMENT AND DECK PREPARATION WORK.

EXERCISE CAUTION WORKING IN THE VICINITY OF EXISTING FLAGPOLES, STATUES, MEMORIALS, AND BUILDINGS. PROTECT THEM FROM DAMAGE AND OVERSPRAY FROM DECK SEALING OPERATIONS.

EXISTING COMPRESSION JOINT SEALER PERFORMED ELASTOMERIC TO REMAIN AT WEST JOINT PARAPETS. PROVIDE COMPRESSION JOINT SEALER PERFORMED ELASTOMERIC 2-1/4" AND/OR 2-1/2" IN PARAPETS AT STA. 15+31.60, STA. 17+28.33, AND NORTH JOINTS. SEE "STRIP SEAL EXPANSION JOINT DETAILS (2 OF 2)" FOR TABLE AND DETAIL.

[Signature]
02/03/25

**Addendum No. 01
ID 2984-15-78
Revised Sheet 116
February 3, 2025**

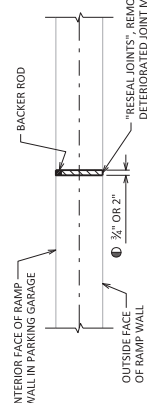
TOTAL ESTIMATED QUANTITIES

ITEM NUMBER	ITEM DESCRIPTION	UNIT	W. ABUT.	N. ABUT.	PIER 1	PIER 2	PIER 3	W. RAMP WALL	E. RAMP WALL	SUPER.	TOTAL
209.0330.01	DEBRIS CONTAINMENT B-40-524	EACH	---	---	---	---	---	---	---	1	1
502.0380.05	BRIDGE DECK CRACK SEALING	LF	---	---	---	---	---	---	---	1,200	1,200
502.2000.01	COMPRESSION JOINT SEALER PREFORMED ELASTOMERIC (2-1/4 INCH)	LF	---	---	---	---	---	---	---	10	10
502.2000.02	COMPRESSION JOINT SEALER PREFORMED ELASTOMERIC (2-1/2 INCH)	LF	---	---	---	---	---	---	---	10	10
502.3101	EXPANSION DEVICE	LF	---	---	---	---	---	---	---	384	384
502.3215	STRIP SEAL EXPANSION JOINT ASSEMBLY	LF	---	---	---	---	---	---	---	784	784
505.0600	BAR STEEL REINFORCEMENT UNCOATED STRUCTURES	EACH	---	---	---	---	---	---	---	6,220	6,220
509.0301	PREPARATION DECKS TYPE 1	LF	---	---	---	---	---	---	---	61	61
509.0302	PREPARATION DECKS TYPE 2	SY	---	---	---	---	---	---	---	25	25
509.0310.5	SAVING PAVEMENT DECK PREPARATION AREAS	LF	---	---	---	---	---	---	---	610	610
509.1000	CONCRETE SURFACE REPAIR	SY	---	---	---	---	---	---	---	148	148
509.2000	FULL-DEPTH DECK REPAIR	SF	---	---	---	---	---	---	---	5	5
509.2100.5	CONCRETE MASONRY DECK REPAIR	CY	---	---	---	---	---	---	---	52	52
SPV.0060.01	REMOVING AND REINSTALLING FLAG POLE	EACH	---	---	---	---	---	---	---	1	1
SPV.0060.02	CLEANING AND PAINTING BEARINGS	EACH	---	---	---	---	---	---	---	4	4
SPV.0060.03	CLEAN DRAIN SYSTEMS	EACH	---	---	---	---	---	---	---	5	5
SPV.0060.04	PARTIALLY REMOVE EXISTING COVER PLATE	EACH	---	---	---	---	---	---	---	1	1
SPV.0060.05	EMBEDDED GALVANIC ANODES	EACH	---	---	---	---	---	---	---	305	305
SPV.0090.01	RESEAL JOINTS	LF	---	---	---	---	---	---	---	84	84
SPV.0165.02	REMOVING LOOSE CONCRETE	SF	---	---	---	---	---	---	---	720	720
SPV.0165.03	PROTECTIVE NETTING	SF	---	---	---	---	---	---	---	23,840	23,840
	BRIDGE SEAT PROTECTION	---	---	---	---	---	---	---	---	---	---
	PREFORMED JOINT FILLER	---	---	---	---	---	---	---	---	---	---
	NON-BID ITEMS	---	---	---	---	---	---	---	---	---	---
	SIZE	---	---	---	---	---	---	---	---	---	1/4" & 1/2"

NOTES:


CONCRETE SURFACE REPAIR, BRIDGE DECK CRACK SEALING, DECK PREPARATION, AND REMOVING LOOSE CONCRETE QUANTITIES ARE APPROXIMATE AND WILL BE VERIFIED IN THE FIELD BY THE ENGINEER.

ALL JOINT REPAIR QUANTITIES ARE SHOWN UNDER THE SUPER. CATEGORY.




VERTICAL JOINT DETAIL

- EXISTING JOINTS ARE 1/2" AND 2". PROVIDE SEALER IN EACH JOINT MATCHING THE EXISTING JOINT WIDTH.
- SEAL ALL EXPOSED VERTICAL SURFACES WITH NON-STRAINING GRAY NON-BITUMINOUS JOINT SEALER. HOLD 1/2" BELOW SURFACE OF CONCRETE.

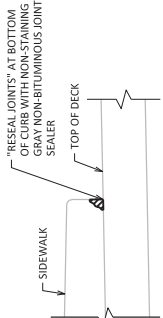


SIDEWALK SEALING DETAIL

AT PIER 2 SOUTH SIDEWALK GRAY NON-BITUMINOUS JOINT SEALER AND DECK PATCHING



1/31/2025



CURB SEALING DETAIL

NO.	DATE	REVISION	BY
1	1/31/25	REMOVE SUBSTRATE CRACK SEALING NOTE	RS

STATE OF WISCONSIN
DEPARTMENT OF TRANSPORTATION

STRUCTURE B-40-524

DESIGNED BY: [Signature]
CHECKED BY: [Signature]

GENERAL NOTES & QUANTITIES

SHEET 4 OF 33

116