

# HIGHWAY WORK PROPOSAL – RAZING AND REMOVING

Proposal Number: **Ø 1**

Wisconsin Department of Transportation  
DT1502 10/2010 s .66.29(7) Wis. Stats.

COUNTY	STATE PROJECT ID	PROJECT DESCRIPTION	HIGHWAY
Rock	5340-01-20, Parcel 1	C Beloit, Liberty Avenue STH 213/McKinley Ave Intersection	STH 81

This proposal, submitted by the undersigned bidder to the Wisconsin Department of Transportation, is in accordance with the advertised request for proposals. The bidder is to furnish and deliver all materials, and to perform all work for the improvement of the designated project in the time specified, in accordance with the appended proposal requirements and conditions.

Proposal guaranty required, \$ 2,000.00  
Payable to: Wisconsin Department of Transportation

Attach Proposal Guaranty.

Bid submittal due  
Date: June 23, 2026  
Time (local time): 2:00 PM

Firm name, address, city, state, zip

Contract completion time  
30 Working Days

Assigned disadvantaged business enterprise goal  
**0 %**

This contract is exempt from federal oversight.

This certifies that the undersigned bidder, duly sworn, is an authorized representative of the firm named above; that the bidder has examined and carefully prepared the bid from the plans, Highway Work Proposal, and all addenda, and has checked the same in detail before submitting this proposal or bid; and that the bidder or agents, officer, or employees have not, either directly or indirectly, entered into any agreement, participated in any collusion, or otherwise taken any action in restraint of free competitive bidding in connection with this proposal bid.

**Do not sign, notarize or submit this highway work proposal when submitting an electronic bid on the internet.**

Subscribed and sworn to before me this date \_\_\_\_\_

\_\_\_\_\_  
(Signature, Notary Public, State of Wisconsin)

\_\_\_\_\_  
(Bidder Signature)

\_\_\_\_\_  
(Print or Type Name, Notary Public, State Wisconsin)

\_\_\_\_\_  
(Print or Type Bidder Name)

\_\_\_\_\_  
(Date Commission Expires)

\_\_\_\_\_  
(Bidder Title)

Notary Seal

For Department Use Only

Type of Work <b>Razing and Removing</b>	
Notice of award dated	Date guaranty returned

**PLEASE ATTACH  
PROPOSAL GUARANTY HERE**

NOT FOR BIDDING PURPOSES

## PROPOSAL REQUIREMENTS AND CONDITIONS

The bidder, signing and submitting this proposal, agrees and declares as a condition thereof, to be bound by the following conditions and requirements.

If the bidder has a corporate relationship with the proposal design engineering company, the bidder declares that it did not obtain any facts, data, or other information related to this proposal from the design engineering company that was not available to all bidders.

The bidder declares that they have carefully examined the site of, and the proposal, plans, specifications and contract forms for the work contemplated, and it is assumed that the bidder has investigated and is satisfied as to the conditions to be encountered, as to the character, quality, and quantities of work to be performed and materials to be furnished, and as to the requirements of the specifications, special provisions and contract. It is mutually agreed that submission of a proposal shall be considered conclusive evidence that the bidder has made such examination.

The bidder submits herewith a proposal guaranty in proper form and amount payable to the party as designated in the advertisement inviting proposals, to be retained by and become the property of the owner of the work in the event the undersigned shall fail to execute the contract and contract bond and return the same to the office of the engineer within fourteen (14) days after having been notified in writing to do so; otherwise to be returned.

The bidder declares that they understand that the estimate of quantities in the attached schedule is approximate only and that the attached quantities may be greater or less in accordance with the specifications.

The bidder agrees to perform the said work, for and in consideration of the payment of the amount becoming due on account of work performed, according to the unit prices bid in the following schedule, and to accept such amounts in full payment of said work.

The bidder declares that all of the said work will be performed at their own proper cost and expense, that they will furnish all necessary materials, labor, tools, machinery, apparatus, and other means of construction in the manner provided in the applicable specifications and the approved plans for the work together with all standard and special designs that may be designed on such plans, and the special provisions in the contract of which this proposal will become a part, if and when accepted. The bidder further agrees that the applicable specifications and all plans and working drawings are made a part hereof, as fully and completely as if attached hereto.

The bidder, if awarded the contract, agrees to begin the work not later than ten (10) days after the date of written notification from the engineer to do so, unless otherwise stipulated in the special provisions.

The bidder declares that if they are awarded the contract, they will execute the contract agreement and begin and complete the work within the time named herein, and they will file a good and sufficient surety bond for the amount of the contract for performance and also for the full amount of the contract for payment.

The bidder, if awarded the contract, shall pay all claims as required by Section 779.14, Statutes of Wisconsin, and shall be subject to and discharge all liabilities for injuries pursuant to Chapter 102 of the Statutes of Wisconsin, and all acts amendatory thereto. They shall further be responsible for any damages to property or injury to persons occurring through their own negligence or that of their employees or agents, incident to the performance of work under this contract, pursuant to the Standard Specifications for Road and Bridge Construction applicable to this contract.

In connection with the performance of work under this contract, the contractor agrees to comply with all applicable state and federal statutes relating to non-discrimination in employment. No otherwise qualified person shall be excluded from employment or otherwise be subject to discrimination in employment in any manner on the basis of age, race, religion, color, gender, national origin or ancestry, disability, arrest or conviction record (in keeping with s.111.32), sexual orientation, marital status, membership in the military reserve, honesty testing, genetic testing, and outside use of lawful products. This provision shall include, but not be limited to the following: employment, upgrading, demotion or transfer; recruitment or recruitment advertising; layoff or termination; rates of pay or other forms of compensation, and selection for training, including apprenticeship. The contractor further agrees to ensure equal opportunity in employment to all applicants and employees and to take affirmative action to attain a representative workforce.

The contractor agrees to post notices and posters setting forth the provisions of the nondiscrimination clause, in a conspicuous and easily accessible place, available for employees and applicants for employment.

If a state public official (section 19.42, Stats.) or an organization in which a state public official holds at least a 10% interest is a party to this agreement, this contract is voidable by the state unless appropriate disclosure is made to the State of Wisconsin Ethics Board.

**PROPOSAL BID BOND**

DT1303 1/2006

Wisconsin Department of Transportation

Proposal Number	Project Number	Letting Date
Name of Principal		
Name of Surety	State in Which Surety is Organized	

We, the above-named Principal and the above-named Surety, are held and firmly bound unto the State of Wisconsin in the sum equal to the Proposal Guaranty for the total bid submitted for the payment to be made; we jointly and severally bind ourselves, our heirs, executors, administrators, successors and assigns. The condition of this obligation is that the Principal has submitted a bid proposal to the State of Wisconsin acting through the Department of Transportation for the improvement designated by the Proposal Number and Letting Date indicated above.

If the Principal is awarded the contract and, within the time and manner required by law after the prescribed forms are presented for signature, enters into a written contract in accordance with the bid, and files the bond with the Department of Transportation to guarantee faithful performance and payment for labor and materials, as required by law, or if the Department of Transportation shall reject all bids for the work described, then this obligation shall be null and void; otherwise, it shall be and remain in full force and effect. In the event of failure of the Principal to enter into the contract or give the specified bond, the Principal shall pay to the Department of Transportation **within 10 business days of demand** a total equal to the Proposal Guaranty as liquidated damages; the liability of the Surety continues for the full amount of the obligation as stated until the obligation is paid in full.

The Surety, for value received, agrees that the obligations of it and its bond shall not be impaired or affected by any extension of time within which the Department of Transportation may accept the bid; and the Surety does waive notice of any such extension.

IN WITNESS, the Principal and Surety have agreed and have signed by their proper officers and have caused their corporate seals to be affixed this date: **(DATE MUST BE ENTERED)**

**PRINCIPAL**

\_\_\_\_\_  
(Company Name) **(Affix Corporate Seal)**

\_\_\_\_\_  
(Signature and Title)

\_\_\_\_\_  
(Company Name)

\_\_\_\_\_  
(Signature and Title)

\_\_\_\_\_  
(Company Name)

\_\_\_\_\_  
(Signature and Title)

\_\_\_\_\_  
(Company Name)

\_\_\_\_\_  
(Signature and Title)

\_\_\_\_\_  
(Name of Surety) **(Affix Seal)**

\_\_\_\_\_  
(Signature of Attorney-in-Fact)

**NOTARY FOR PRINCIPAL**

\_\_\_\_\_  
(Date)

State of Wisconsin )  
 ) ss.  
 \_\_\_\_\_ County )

On the above date, this instrument was acknowledged before me by the named person(s).

\_\_\_\_\_  
(Signature, Notary Public, State of Wisconsin)

\_\_\_\_\_  
(Print or Type Name, Notary Public, State of Wisconsin)

\_\_\_\_\_  
(Date Commission Expires)

**Notary Seal**

**NOTARY FOR SURETY**

\_\_\_\_\_  
(Date)

State of Wisconsin )  
 ) ss.  
 \_\_\_\_\_ County )

On the above date, this instrument was acknowledged before me by the named person(s).

\_\_\_\_\_  
(Signature, Notary Public, State of Wisconsin)

\_\_\_\_\_  
(Print or Type Name, Notary Public, State of Wisconsin)

\_\_\_\_\_  
(Date Commission Expires)

**Notary Seal**

**IMPORTANT: A certified copy of Power of Attorney of the signatory agent must be attached to the bid bond.**

NOT FOR BIDDING PURPOSES

# CERTIFICATE OF ANNUAL BID BOND

DT1305 8/2003

Wisconsin Department of Transportation

Time Period Valid (From/To)
Name of Surety
Name of Contractor
Certificate Holder Wisconsin Department of Transportation

This is to certify that an annual bid bond issued by the above-named Surety is currently on file with the Wisconsin Department of Transportation.

This certificate is issued as a matter of information and conveys no rights upon the certificate holder and does not amend, extend or alter the coverage of the annual bid bond.

**Cancellation:** Should the above policy be cancelled before the expiration date, the issuing surety will give thirty (30) days written notice to the certificate holder indicated above.

\_\_\_\_\_  
(Signature of Authorized Contractor Representative)

\_\_\_\_\_  
(Date)

NOT FOR BIDDING PURPOSES

NOT FOR BIDDING PURPOSES



## **CERTIFICATION REGARDING DEBARMENT, SUSPENSION, AND OTHER RESPONSIBILITY MATTERS - PRIMARY COVERED TRANSACTIONS**

### Instructions for Certification

1. By signing and submitting this proposal, the prospective contractor is providing the certification set out below.
2. The inability of a person to provide the certification required below will not necessarily result in denial of participation in this covered transaction. The prospective contractor shall submit an explanation of why it cannot provide the certification set out below. The certification or explanation will be considered in connection with the department or agency's determination whether to enter into this transaction. However, failure of the prospective contractor to furnish a certification or an explanation shall disqualify such person from participation in this transaction.
3. The certification in this clause is a material representation of fact upon which reliance was placed when the department determined to enter into this transaction. If it is later determined that the contractor knowingly rendered an erroneous certification in addition to other remedies available to the Federal Government the department may terminate this transaction for cause or default.
4. The prospective contractor shall provide immediate written notice to the department to whom this proposal is submitted if at any time the prospective contractor learns that its certification was erroneous when submitted or has become erroneous by reason of changed circumstances.
5. The terms "covered transaction," "debarred," "suspended," "ineligible," "lower tier covered transaction," "participant," "person," "primary covered transaction," "principal," "proposal," and "voluntarily excluded," as used in this clause, have the meanings set out in the Definitions and Coverage sections of the rules implementing Executive Order 12549. You may contact the department to which this proposal is being submitted for assistance in obtaining a copy of those regulations.
6. The prospective contractor agrees by submitting this proposal that, should this contract be entered into, it shall not knowingly enter into any lower tier covered transaction with a person who is debarred, suspended, declared ineligible, or voluntarily excluded from participation in this covered transaction, unless authorized by the department entering into this transaction.
7. The prospective contractor further agrees by submitting this proposal that it will include the clause titled "Certification Regarding Debarment, Suspension, Ineligibility and Voluntary Exclusion-Lower Tier Covered Transaction," which is included as an addendum to PR- 1273 - "Required Contract Provisions Federal Aid Construction Contracts," without modification, in all lower tier covered transactions and in all solicitations for lower tier covered transactions.
8. The contractor may rely upon a certification of a prospective subcontractor/materials supplier that it is not debarred, suspended, ineligible, or voluntarily excluded from the covered transaction, unless it knows that the certification is erroneous. A contractor may decide the method and frequency by which it determines the eligibility of its principals. Each contractor may, but is not required to, check the Disapproval List (telephone # 608/266/1631).

9. Nothing contained in the foregoing shall be construed to require establishment of a system of records in order to render in good faith the certification required by this clause. The knowledge and information of a contractor is not required to exceed that which is normally possessed by a prudent person in the ordinary course of business dealings.
10. Except for transactions authorized under paragraph 6 of these instructions, if a contractor in a covered transaction knowingly enters into a lower tier covered transaction with a person who is suspended, debarred, ineligible or voluntarily excluded from participation in this transaction, in addition to other remedies available to the Federal Government, the department may terminate this transaction for cause or default.

Certification Regarding Debarment, Suspension, and Other Responsibility Matters - Primary Covered Transactions

1. The prospective contractor certifies to the best of its knowledge and belief, that it and its principals:
  - (a) Are not presently debarred, suspended, proposed for debarment, declared ineligible, or voluntarily excluded from covered transactions by any Federal department or agency;
  - (b) Have not within a three-year period preceding this proposal been convicted of or had a civil judgment rendered against them for commission of fraud or a criminal offense in connection with obtaining, attempting to obtain, or performing a public (Federal, State or local) transaction or contract under a public transaction; violation of Federal or State antitrust statutes or commission of embezzlement, theft, forgery, bribery, falsification or destruction of records, making false statements or receiving stolen property;
  - (c) Are not presently indicted for or otherwise criminally or civilly charged by a governmental entity (Federal, State or local) with commission of any of the offense enumerated in paragraph (1)(b) of this certification; and
  - (d) Have not within a three-year period preceding this proposal had one or more public transactions (Federal, State or local) terminated for cause or default.
2. Where the prospective contractor is unable to certify to any of the statements in this certification, such prospective contractor shall attach an explanation to this proposal.

NOT FOR BIDDING PURPOSES

**Special Provisions**

**Table of Contents**

<b>Article</b>	<b>Description</b>	<b>Page #</b>
1.	General.....	2
2.	Scope of Work. ....	2
3.	Prosecution and Progress.....	5
4.	Proposal Requirements and Conditions.....	6
5.	Subletting or Assignment of Contract.....	6
6.	Award of Contract.....	6
7.	Cancellation of Contract. ....	6
8.	Standard Insurance Requirements.....	7
9.	Traffic. ....	7
10.	Legal Relations and Responsibility to the Public. ....	7
11.	Protection of Streams, Lakes and Reservoirs. ....	8
12.	Underground Fuel Storage Tanks. ....	8
13.	Bat Protection for Removing Buildings.....	8
14.	Asbestos Removal.....	9
15.	Notice to Department of Natural Resources.....	9
16.	Disposal of Materials. ....	10
17.	Custody of the Building.....	10
18.	Removing Buildings. ....	11
19.	Removal and Razing Operations.....	11
20.	Backfill.....	12
21.	Fencing.....	13

## SPECIAL PROVISIONS

### 1. General.

The work under this contract for the construction of the following projects in Wisconsin:

Project ID 5340-01-20, Parcel 1, – C Beloit, Liberty Avenue; STH 213/McKinley Ave Intersection; STH 81; Rock County.=]

Perform the work under this construction contract as the plans show and execute the work as specified in the State of Wisconsin, Department of Transportation, Standard Specifications for Highway and Structure Construction 2025 Edition and these special provisions including the Additional Special Provisions (ASP's).

This Razing and Removing Proposal has been developed under the U.S. standard measure system.

The Standard Specifications for Highway and Structure Construction 2025 Edition is available for browsing, download, or to place an order for a hard copy at:

<http://wisconsin.gov/Pages/doing-business-with-us/eng-consultants/cnslt-rsrcs/rdwy/stnds-spec.aspx>

Those who do not have access to the web may order a hard copy of the specifications through:

WI Department of Administration - Document Sales and Distribution Section  
202 S. Thornton Avenue, PO Box 7840, Madison WI 53707-7840  
Phone: (608) 266-3358

### 2. Scope of Work.

Work under this contract includes razing and removing buildings, disposing of all material and debris, removing all miscellaneous land improvements, if any, placing compacted backfill in the exposed basements and openings resulting from the removal of the buildings, and grading the vacant site. (See Parcel Exhibits included in this proposal.) Do not disturb adjacent property.

Keep the abutting highway free of debris and mud throughout performance of the work under this contract.

Abandon the present sanitary sewer or septic system and water systems in accordance to current statutes, ordinances, and regulations.

Plank with suitable timbers the public streets and highways, which serve as access for heavy equipment, to preclude any damages to said facilities. Repair all damages to these public facilities or replace them with like materials at contractor expense.

Maintain all roads, highways, or public places adjacent to any building or buildings being razed or removed, in a debris or litter-free condition throughout the life of this contract.

However, should the use of the above highways be required for razing or backfilling operations, erect splashboards or reflector panels and place warning signs at appropriate locations to protect the general public.

Raze and remove the buildings and backfill the resulting exposed openings at the following locations:

<u>Project</u>	<u>Parcel</u>	<u>Type of Building</u>	<u>Address</u>
5340-01-20	1	Residential home and garage	1501 Liberty Avenue, City of Beloit, Rock County, WI

HOUSE: A 1,660 SF 2-story home with a full unfinished basement. The house was built in 1920s with wood, vinyl and roughcast stucco exterior, asphalt shingle roof, and the basement stone foundation. There is new plumbing, 200-amp service, HVAC ductwork, water heater in 2022, upstairs furnace in 2019 downstairs furnace in 2014, new insulation throughout and siding, gutters, soffits, fascia and garage doors updated in 2020. The main floor consists of the kitchen with walk-in pantry, dining area, living room with brick gas fireplace, bedroom and half bath. The second story contains two bedrooms, a full bath and a walkout balcony (some newer windows). There are stairs going to a walkup attic (429 SF).

PORCHES & PATHWAYS: There are front and back covered porches with concrete. There is a pathway

and stairs going out to the property line. The driveway is concrete. The side yard is chain linked fence.

GARAGE: There is a 2-car detached garage located east of the home measuring 20 feet x 20 feet and contains 400 SF. The garage has two separate overhead doors and has newer roof, doors, and siding with electrical service.

WATER & SEWER: These are municipal facilities and need to be removed and capped.

Perform the following:

1. Remove the structures, concrete, and fencing from the premises.
2. Remove and dispose of all asbestos and hazardous materials in compliance with this contract and current local, state, and federal guidelines and laws, including asbestos not discovered in the pre-razing inspections included in these specifications. The most recent edition of any applicable standard, code, or regulation shall be in effect. Where conflict among the requirements of these specifications occurs, follow the most stringent. Only a qualified and certified asbestos removal contractor shall perform the removal of asbestos. If not licensed to remove asbestos, employ a certified subcontractor to perform this work. An inspection report for each building indicating the presence or absence of asbestos in exposed positions of the structure is included in this proposal, unless otherwise indicated.
3. The successful bidder shall arrange for the public and/or private utility companies to disconnect their services and remove meters. Make arrangements with the local plumbing inspectors to inspect the abandonment of well and septic systems and/or sewer and water laterals. In accordance to state laws and administrative rules, licensed well driller and pump installer contractors shall accomplish all water well abandonment.
4. Conduct all demolition, removal, and backfilling operations in such a manner that all conflicts with vehicular traffic on adjacent streets and highways are avoided. Use barricades or fencing, or both, when needed to guarantee the safety of pedestrians or motorists.
5. Upon completion of the backfilling operations of the exposed basements and other openings, fine-grade and shape the area. Also, topsoil (conforming to standard spec 625.2), fertilize (conforming to standard spec 629.2.1.3), seed using #10 mixture (conforming to standard spec 630.2.1.5.1.1.1), and mulch (conforming to standard spec 627.3.1) right of way affected.

### 3. Prosecution and Progress.

Begin work within ten calendar days after the engineer issues a written notice to do so.

Give definite notice of intention to start work to the Wisconsin Department of Transportation, SW Region, Attn: Teri Weil, 2101 Wright Street, Madison, WI 53704, Phone 608-609-8821, at least 72 hours in advance of beginning work.

In the event that some structures are not vacant and available when the order to start is issued, begin work on the parcels that are vacant and available, and continue with operations until the available structures have been razed or removed, the resulting exposed basements removed in their entirety and removed from the site, and all openings backfilled. Notify the department's representative when the vacated and available structures have been removed and the exposed openings backfilled. Suspend operations until the remaining structures become vacant and available; contract time will not be charged during such period of suspension. Resume work within ten days after the date the department representative has issued a written order to do so. In the event that a structure or structures are not available to the contractor within a period of 270 days subsequent to the execution of the contract by the State, due to their occupancy or other circumstances, the contractor may have the option to request release of said unavailable structure or structures from the contract.

On those contracts executed under Option B, the contractor may, after the expiration of the period defined above, request the deletion of a parcel or parcels from the group in the contract. The deletion of a parcel or parcels shall be accomplished by contract change order negotiated at the price listed for such parcel in the contract.

However, should the contractor submit his bid under Option A, in which payment is made to the State by the contractor, and the above unavailable conditions should exist, the unavailable parcel or parcels shall be deleted from the contract. The unavailable parcel or parcels shall be released from the contract at no expense to the State, except for the return of the money in the amount or amounts entered and submitted for said parcel or parcels under contract change order.

The contract time affected by the deletion of the parcel or parcels will be terminated on the date of the last suspension date of the completion of the work of the last structure or structures.

Unless otherwise specifically provided, no additional or extra compensation or additional contract time will be allowed due to deferment or suspension of operations.

Should the contractor, whether the bid is submitted under Option "A" or Option "B", fail to complete the work within the time agreed upon in the contract or within such extra time as may be allowed by extension, there shall be liquidated damages deducted from any monies due the contractor, for each and every calendar day, including Sundays and holidays, that the

work shall remain uncompleted, in accordance with standard spec 108.11. The sum shall be considered and treated not as a penalty, but as fixed, agreed, and liquidated damages due the State from the contractor by reason of inconvenience to the public, added cost of engineering and supervision, and other items that have caused an expenditure of public funds resulting from the failure to complete the work within the time specified in the contract.

Permitting the contractor to continue and finish the work or any part of it after the time fixed for its completion, or after the date to which the time for completion may have been extended, shall in no way operate as a waiver on the part of the department of any of its rights under the contract.

#### **4. Proposal Requirements and Conditions.**

Standard spec 102.1, Prequalifying Bidders, shall not apply to this contract; however, prior to awarding a contract, the department may require the bidder to produce evidence that he, she or it has performed work of a similar character in a satisfactory manner.

#### **5. Subletting or Assignment of Contract.**

Standard spec 108.1, which prescribes the minimum amount of work to be performed with the contractor's own organization, shall not apply to this contract. However, if a subcontractor (including, but not limited to, asbestos removal specialists) will be employed, the bidder shall attach the name, address and specialty of that contractor to the page of the bid in the spaces indicated for that use.

#### **6. Award of Contract.**

The department will consider the bids submitted in the proposal and reserve the right to award the work on the basis of lowest responsible bidder, meeting all terms and conditions of these specifications.

#### **7. Cancellation of Contract.**

In the event the building(s) should be so severely damaged by fire, windstorm, or other act of God as to materially impair the salvage value of the material contained therein after the bid has been made and submitted on the date and hour set forth and before the contract has been executed by the state and the contractor notified thereof, the contractor may file a request for the cancellation of the contract. If, upon finding by the department that such is the fact, the department will cancel the contract and relieve the contractor of all responsibility there under.

In the event, however, that the department should determine that such damage is only minor or inconsequential, the contractor will be required to fulfill the terms of this contract.

## 8. Standard Insurance Requirements.

Standard insurance requirements shall be in accordance with standard spec 107.26 and as hereinafter provided.

If this project includes only razing and removing of residential units, revise the insurance table provided in paragraph 1 of standard spec 107.26 as follows:

Type of Insurance	Minimum Limits Required*
1. Commercial General Liability Insurance; shall be endorsed to include blanket contractual liability coverage.	\$2 Million Combined Single Limits per Occurrence; may be subject to an Annual Aggregate Limit of not less than \$2 Million.
2. Workers' Compensation and Employer's Liability Insurance.	Workers' Compensation: Statutory Limits Employer's Liability:  Bodily Injury by Accident: \$100,000 Each Accident  Bodily Injury by Disease: \$500,000 Each Accident \$100,000 Each Employee
3. Commercial Automobile Liability Insurance; shall cover all contractor-owned, non-owned, and hired vehicles used in carrying out the contract.	\$1 Million-Combined Single Limits Per Occurrence.

*\*The contractor may satisfy these requirements through primary insurance coverage or through a combination of primary and excess/umbrella policies.*

## 9. Traffic.

Maintain pedestrian and vehicular traffic on the roads and highways adjacent to these premises through the life of this contract.

## 10. Legal Relations and Responsibility to the Public.

*Add the following to standard spec 107.3:*

Procure all permits necessary to carry out the work, including those necessary while the roads and highways are obstructed either by operations or by the storage of equipment or materials.

The awarding of this contract does not guarantee the issuance of a permit to move any structures over state highways.

The contractor agrees not to move any of the structures within a proposed highway corridor of the State of Wisconsin.

*Add the following to standard spec 107.8:*

Notify the local law enforcement agency, fire department, and any surface transportation company that may be affected by the anticipated street obstructions or hazards.

*Add the following to standard spec 107.22:*

Notify the various public or municipal utility companies to disconnect and remove such of their facilities as may be in the buildings, or attached to them, sufficiently in advance of beginning razing operations to allow the utilities to make their disconnections.

### **11. Protection of Streams, Lakes and Reservoirs.**

Standard spec 107.18 shall apply.

### **12. Underground Fuel Storage Tanks.**

The successful bidder will be supplied with a copy of the Environmental Site Assessment for each parcel for which an assessment was deemed necessary or for sites on which underground storage tanks were removed. A private consultant will remove any tanks discovered during the Environmental Site Assessment before razing activities begin.

If tanks are discovered on the site during razing that were not removed as part of or in the absence of an Environmental Site Assessment, immediately cease razing operations on the site and contact the department. The department will hire a private consultant to remove the discovered tanks.

### **13. Bat Protection for Removing Buildings.**

A bat inspection was not necessary for this project: 5340-01-20, Parcel 1. No restrictions apply to these buildings.

If any live or dead bats are discovered during razing, immediately cease razing operations on the site and contact the engineer. The department will consult with the Wisconsin Department of Natural Resources (WDNR) and US Fish and Wildlife Services (USFWS). The department will coordinate the removal of any live, sick, injured, or dead bats.

#### 14. Asbestos Removal.

An asbestos inspection has been completed for the buildings to be demolished. Copies of the inspection reports can be obtained from: WisDOT-DTSD-SW Region - Attn: Teri Weil, 2101 Wright Street, Madison, WI 53704.

Comply with the requirements of the Environmental Protection Agency (EPA) regulations, National Emission Standards for Asbestos, the Occupational, Safety and Health Administration (OSHA) regulations on asbestos removal, all applicable Wisconsin Department of Natural Resources (DNR) Department of Health Services (DHS) regulations, and local government regulations. The most recent editions of all applicable standards, codes or regulations shall be in effect. Where conflict among the requirements of these specifications occurs, follow the most stringent. In addition, the following requirements apply to this work:

Any person performing asbestos abatement must comply with all training and certification requirements, rules, regulations and laws of the State of Wisconsin regarding asbestos removal. A copy of the abatement and disposal report must be submitted to: WisDOT-DTSD-SW Region - Attn: Teri Weil, 2101 Wright Street, Madison, WI 53704. Or via email: [teri.weil@dot.wi.gov](mailto:teri.weil@dot.wi.gov).

Asbestos removal is considered incidental to razing and removing buildings and will not be measured for payment separately.

#### 15. Notice to Department of Natural Resources.

For all buildings to be razed or removed, a notification of demolition and/or Renovation (form 4500-113) and all applicable fees must be provided to the Department of Natural Resources (DNR) and the Wisconsin Department of Health Services (DHS), at least 10 working days before starting the work. A copy of this notice must be submitted to: WisDOT-DTSD-SW Region - Attn: Teri Weil, 2101 Wright Street, Madison, WI 53704. Or via email: [teri.weil@dot.wi.gov](mailto:teri.weil@dot.wi.gov).

*Note: Wisconsin DNR Central Office phone: (608) 266-2621 – reference: DNR Form 4500-113 "Notification of Demolition and/or Renovation and Application for Permit Exemption". Wisconsin DHS Asbestos & Lead Section Central Office phone (608) 261-6876 - reference: DHS Form F-00041 "Asbestos Project Notification."*

Reference: <http://dnr.wi.gov/topic/Demo/Asbestos.html>

Reference: <http://dhs.wisconsin.gov/waldo>

In the notice to DNR, include the address and type of building(s) to be razed or removed, the proposed date that each will be razed or removed, and the name of the licensed or approved landfill where the demolition waste will be disposed. Mail or email a copy of this notice within ten days of DNR notification to: Email: [teri.weil@dot.wi.gov](mailto:teri.weil@dot.wi.gov) Or WisDOT-DTSD-SW Region - Attn: Teri Weil, 2101 Wright Street, Madison, WI 53704.

The contractor's failure to comply with the requirements of this article shall subject the contractor to a penalty of liquidated damages pursuant to standard spec 108.11. The liquidated damages formula will apply for each day in which the provisions of this article are not met.

The well abandonment subcontractor shall prepare and submit to the DNR the Well Abandonment Report form(s), required by law in the manner prescribed herein. <https://dnr.wi.gov/warsreport/report> only if a well is present.

Provide a copy of the Well Abandonment Report form(s), within 30 days of abandonment, to: Email: [teri.weil@dot.wi.gov](mailto:teri.weil@dot.wi.gov) Or WisDOT-DTSD- WisDOT-DTSD-SW Region - Attn: Teri Weil, 2101 Wright Street, Madison, WI 53704.

## 16. Disposal of Materials.

*Add the following to standard spec 104.8:*

All salvage removed from the buildings, including fixtures and appurtenances such as screens and storm sash, shall be the property of the contractor and shall be entirely removed from the premises.

Clear the entire premises of all decomposable and combustible refuse, debris, and materials resulting from the removal of the buildings. Upon completion of the work, leave the entire premises in a neat condition. Do not deposit or leave decomposable or combustible refuse, debris, or materials resulting from the removal of the buildings on any state-owned lands, or right-of-way of any highways, including any exposed openings resulting from razing activities.

All living trees, shrubs, evergreens and other vegetation shall remain the department's property. Use care to preserve as much of the landscaping as is reasonably possible.

All hazardous waste, lamps, ballasts, or mercury containing items must be disposed of through the mandatory statewide hazardous waste contract. Follow the procedures in FDM 21-35-35. <https://wisconsin.gov/rdwy/fdm/fd-21-35.pdf#fd21-35-35> Contact information for the hazardous waste disposal vendor is found here: <https://wisconsin.gov/Documents/doing-bus/eng-consultants/cns/lt-rsrcs/environment/hazwaste-contacts.pdf>

## 17. Custody of the Building.

Upon written order by the department representative to commence work, the buildings and surrounding state-owned property shall be under the custody of the contractor. Nothing in this proposal shall be interpreted as setting forth the condition of any building or the appurtenances thereto. Except as otherwise provided herein, it is to be understood that the

department accepts no responsibility for the protection of buildings and appurtenances against damages sustained either prior to or subsequent to the time of the letting of the work under this contract. The contractor shall take such measures as are necessary to safeguard the public from damages or injury.

While the buildings are in the contractor's custody, keep the buildings in a closed condition. Do not remove doors or windows from the buildings until the actual day of razing, unless all openings are sealed as approved by the engineer. Only the contractor and his subcontractor shall salvage building components. At all times, do not allow the general public in the buildings or on the grounds.

## **18. Removing Buildings.**

Amend standard spec 204.3.2.3 to allow removal of buildings, by relocation, intact to a new site beyond the right of way limits.

If the contractor elects to move structure(s) from the parcels, regardless if bidding under Option A or B, but fails to remove the structure(s) from the premises by the time set forth earlier in this contract for completion, the contractor shall forfeit any and all rights, title and interest in the structure(s), and the structure(s) and any salvageable materials remaining on the premises shall revert to the ownership and control of the Wisconsin Department of Transportation to dispose of as it sees fit; but nothing shall in any way release the contractor from any of the contractor's duties, obligations or liability under the terms and provisions of this contract. The contractor shall not sell, nor in any manner transfer title of the structure(s) to a third party until the structure(s) is removed from the right-of-way limits.

The department has no knowledge regarding the condition of the structure(s) or their related components. The department cannot and does not warrant the condition of the structure(s) or their components, nor does the department warrant, guarantee, or imply the suitability of the structure(s) for moving.

## **19. Removal and Razing Operations.**

This work shall be in accordance with standard spec 204 and as hereinafter provided.

Furnish all labor, equipment, tools, transportation, and incidentals necessary for the performance of the work.

Remove all concrete steps, concrete sidewalks, and concrete slabs from the premises.

In compliance with the ordinances and permit requirements of the municipality in which the buildings are situated, and in the presence of the local governing unit, a certified/licensed well driller, pump installer or water system operator shall seal or abandon all sewer and water lines and/or wells pursuant to Wisconsin Statute §280.30 and the

Natural Resources portion of the Wisconsin Administrative Code covered under NR 811 and 812 and submit a completed abandonment report to: .

Until standing walls have been razed, the walls shall be reasonably and safely braced at all times to ensure complete safety during the wrecking operations.

Break and remove entirely from the site all basement walls, floors and footings.

Dispose of all non-hazardous demolition waste in a landfill licensed or approved in writing by the Department of Natural Resources and in accordance with NR500, Wisconsin Administrative Code. Failure to properly dispose of solid waste is a violation of State Solid Waste Statutes and Administrative code and is subject to issuance of a citation under Wisconsin Statute §287.81(2)(a).

All hazardous waste, lamps, ballasts, or mercury containing items must be disposed of through the mandatory statewide hazardous waste contract. Follow the procedures in FDM 21-35-35. <https://wisconsin.gov/rdwy/fdm/fd-21-35.pdf#fd21-35-35> Contact information for the hazardous waste disposal vendor is found here: <https://wisconsin.gov/Documents/doing-business/eng-consultants/cns/lt-rsrcs/environment/hazwaste-contacts.pdf>

Remove all material from the premises in a safe manner and in compliance with all applicable laws and ordinances. Do not disturb adjacent property.

## **20. Backfill.**

Prior to any backfill operations, notify the regional office of the Department of Transportation to inspect all exposed areas resulting from the razing and removal operations. Contact Wisconsin Department of Transportation, SW Region, Attn: Chris Hazard, 2101 Wright Street, Madison, WI 53704, Phone (608) 245-2652, [christopher.hazard@dot.wi.gov](mailto:christopher.hazard@dot.wi.gov) for this inspection.

Ensure that all exposed basements and openings are free of all refuse and debris.

Backfill exposed basements and openings in accordance with standard spec 204.3.1.2 to the present surrounding ground elevation. Compaction of backfill shall be in accordance with standard spec 207.3.6.2. Furnish backfill meeting the requirements of standard spec 209 for use as backfill material.

Fill the septic systems with granular material and abandon all wells and/or sanitary sewers, if any, in compliance with all ordinances and permit requirements of the municipality in which the buildings are situated and those of the State of Wisconsin.

**21. Fencing.**

After removing the buildings, furnish and erect suitable fencing around the basement, porch openings, and other large open excavations to protect and safeguard the public from all hazardous conditions created by the operations. Install the fencing in such a manner to ensure that the general public is prevented from falling into any openings. The fence shall be a height of 52 inches, and the posts shall be at least 58-inches high and spaced at a distance no greater than ten feet apart. After all open excavations have been backfilled satisfactorily, remove the fencing.

NOT FOR BIDDING PURPOSES

NOT FOR BIDDING PURPOSES

## **ADDITIONAL SPECIAL PROVISION 4**

This special provision does not limit the right of the department, prime contractor, or subcontractors at any tier to withhold payment for work not acceptably completed or work subject to an unresolved contract dispute.

### **Payment to First-Tier Subcontractors**

Within 10 calendar days of receiving a progress payment for work completed by a subcontractor, pay the subcontractor for that work. The prime contractor may withhold payment to a subcontractor if, within 10 calendar days of receipt of that progress payment, the prime contractor provides written notification to the subcontractor and the department documenting "just cause" for withholding payment.

The prime contractor is not allowed to withhold retainage from payments due subcontractors.

### **Payment to Lower-Tier Subcontractors**

Ensure that subcontracting agreements at all tiers provide prompt payment rights to lower-tier subcontractors that parallel those granted first-tier subcontractors in this provision.

### **Acceptance and Final Payment**

Within 30 calendar days of receiving the semi-final estimate from the department, submit written certification that subcontractors at all tiers are paid in full for acceptably completed work.

NOT FOR BIDDING PURPOSES

NOT FOR BIDDING PURPOSES

**Additional Special Provision 6 (ASP-6)  
Modifications to the standard specifications**

**Table of Contents**

<a href="#"><u>Section 104 Scope of Work</u></a> .....	1
<a href="#"><u>Section 105 Control of the Work</u></a> .....	3
<a href="#"><u>Section 107 Legal Relations and Responsibility to the Public</u></a> .....	3
<a href="#"><u>Section 305 Dense Graded Base</u></a> .....	4
<a href="#"><u>Section 310 Open-Graded Base</u></a> .....	5
<a href="#"><u>Section 415 Concrete Pavement</u></a> .....	5
<a href="#"><u>Section 416 Concrete Pavement - Repair and Replacement</u></a> .....	6
<a href="#"><u>Section 506 Steel Bridges</u></a> .....	6
<a href="#"><u>Section 509 Concrete Overlay and Structure Repair</u></a> .....	8
<a href="#"><u>Section 513 Railing</u></a> .....	8
<a href="#"><u>Section 517 Paint and Painting</u></a> .....	8
<a href="#"><u>Section 526 Temporary Structures</u></a> .....	9
<a href="#"><u>Section 550 Driven Piles</u></a> .....	9
<a href="#"><u>Section 621 Landmark Reference Monuments</u></a> .....	10
<a href="#"><u>Section 643 Traffic Control</u></a> .....	10
<a href="#"><u>Section 646 Pavement Marking</u></a> .....	12
<a href="#"><u>Section 650 Construction Staking</u></a> .....	13
<a href="#"><u>Section 680 Public Land Survey Monuments</u></a> .....	13
<a href="#"><u>Section 682 Geodetic Survey Monuments</u></a> .....	14
<a href="#"><u>Section 710 General Concrete QMP</u></a> .....	15
<a href="#"><u>Section 715 QMP Concrete Pavement, Cast-in-Place Barrier and Structures</u></a> .....	20
<a href="#"><u>Section 716 QMP Ancillary Concrete</u></a> .....	22
<a href="#"><u>Section Bid Items</u></a> .....	22
<a href="#"><u>ERRATA</u></a> .....	23

NOT FOR BIDDING PURPOSES

**Additional Special Provision 6 (ASP-6)**  
**Modifications to the standard specifications**

*Make the following revisions to the standard specifications.*

---

**104 Scope of Work****104.2.2 Issuing Change Orders**

Replace subsection 104.2.2 with the following and rearrange to add a 104.2.2.7 effective with the February 2026 letting.

**104.2.2.1 Change Orders for Differing Site Conditions**

- (1) During the progress of the work, if one or more of the following differing conditions are encountered at the site, the party discovering the condition must promptly notify the other party of the specific condition before further disturbing the site and before further performing the affected work.
  1. A subsurface or latent physical condition, differing materially from those indicated in the contract.
  2. An unknown physical condition of an unusual nature, differing materially from those ordinarily encountered and generally recognized as inherent in the work specified in the contract.
- (2) If the contractor discovers the differing condition, the contractor shall provide oral notification as specified in 104.3.2, of the specific differing condition before further disturbing the site and before further performing the affected work.
- (3) The project engineer will investigate the conditions. If the project engineer determines the conditions materially differ and cause an increase or decrease in the cost, time, or both, required to perform the work under the contract, the project engineer will adjust the contract price, time, or both, and modify the contract in writing accordingly. The project engineer will respond to the contractor as to whether or not an adjustment is warranted. The project engineer will follow the contractor notification procedures specified in 104.3.
- (4) The department will not allow a contract adjustment unless the contractor has provided the required notice as specified in 104.3.

**104.2.2.2 Change Orders for Engineer-Ordered Suspensions**

- (1) If the project engineer suspends or delays the performance of all or any portion of the work in writing for an unreasonable period of time (not originally anticipated, customary, or inherent to the construction industry) and the contractor believes that additional payment, contract time, or both, is due because of the suspension or delay, the contractor shall notify the engineer as specified in 104.3.
- (2) The project engineer will evaluate the contractor's request. If the project engineer agrees that the cost, time, or both, required for the performance of the contract has increased due to the suspension or delay and the suspension or delay was caused by conditions beyond the control of and not the fault of the contractor, its suppliers, or subcontractors at any approved tier, and not caused by weather, the project engineer will make an adjustment and modify the contract in writing accordingly. The project engineer will respond to the contractor as to whether or not an adjustment is warranted as specified in 104.3.6.
- (3) The project engineer will not consider a contract adjustment unless the contractor submits the request for adjustment within the time specified above.
- (4) The project engineer will not consider a contract adjustment under this clause to the extent that the performance would have been suspended by any other cause, or for which an adjustment is provided or excluded under any other term or condition of this contract.

**104.2.2.3 Change Orders for Altered Work**

- (1) If original contract work is altered from what is included in the contract, the department will adjust the contract if the character of the work as altered differs materially in kind or nature from that involved or included in the original contract.
- (2) Before performing altered work, reach agreement with the project engineer for any price adjustments as specified in 109.4. If the project engineer does not agree that the work has significantly changed and a price adjustment is justified, follow the notification procedures as specified in 104.3.
- (3) If the alterations do not significantly change the character of the work under the contract, the department will not adjust the contract.

**104.2.2.4 Change Orders for Quantity Variations**

- (1) If all original contract work for a bid item is completed as required in the contract, and the measured quantity for that bid item varies from the contract quantity, the department will adjust the contract if the department or contractor demonstrates that the quantity variation affects the contractor's unit cost to perform the work and

meets one of the criteria below. If the quantity variation does not significantly change the character of the work under the contract, the department will pay for the work at the contract price.

1. The quantity of a major bid item, as defined in 101.3, is increased in excess of 125 percent or decreased below 75 percent of the original contract quantity. Any allowance for an increase in quantity applies only to that portion in excess of 125 percent of the original contract bid item quantity, or in case of a decrease below 75 percent, to the work actually performed.
2. The quantity of a minor bid item is increased to become a major bid item. An adjustment in the contract unit price for that bid item applies only to the quantity of that bid item having a contract value as follows:
  - Original Contract < \$8M: In excess of 6.25 percent of the original contract.
  - Original Contract >= \$8M: In excess of \$500,000.
3. The quantity of a minor bid item that is part of an approved subcontract and that exceeds 10 percent of the original value of that subcontract is decreased more than 50 percent from the original contract quantity for that bid item. Either party to the contract may submit a request for a revision to the contract unit price for that bid item. The department's total payment for the final reduced quantity will not exceed 75 percent of the original contract quantity at the contract price.
4. The quantity of a minor bid item that is part of an approved subcontract and that exceeds 10 percent of the original value of that subcontract is increased more than 50 percent from the original contract quantity for that bid item and which as increased does not qualify for adjustment as a major bid item. Either party to the contract may submit a request to the other for a revision of the contract unit price for that quantity of the bid item that is in excess of 125 percent of the original contract quantity.

#### **104.2.2.5 Change Orders for Extra Work**

- (1) The department has the right to direct extra work not required in the original contract, as defined in 101.3.
- (2) The engineer will determine payment for extra work as specified in 109.4.

#### **104.2.2.6 Change Orders for Eliminated Work**

- (1) The department has the right to partially eliminate or completely eliminate work the project engineer finds to be unnecessary for the project. If the project engineer partially eliminates or completely eliminates work, the project engineer will issue a change order for a fair and equitable amount as specified in 109.5.

#### **104.2.2.7 Change Orders for Revisions to Contract Time**

- (1) The department will issue a change order to revise the contract time as specified in 108.10.

### **104.6 Roadway Maintenance and Traffic Control**

#### **104.6.1.2.3 Drop-Off Protection**

Replace subsection with the following effective with the November 2025 letting.

- (1) Eliminate vertical drop-offs greater than 2 inches and edge slopes steeper than 3:1 between adjacent lanes open to traffic.
- (2) If the roadway remains open to through traffic during construction and a greater than 2-inch drop-off occurs within 3 feet or less from the edge of the traveled way, eliminate the drop-off within 48 hours after completing that days work. Provide aggregate shoulder material compacted to a temporary 3:1 or flatter cross slope from the surface of the pavement edge.
- (3) Unless the engineer allows otherwise address drop-offs when they exist greater than 3 and less than 8 feet from the travelled way as follows:
  - Delineate vertical drop-offs 2 inches or greater and edge slopes steeper than 3:1 with drums, barricades, and signs, by the end of the workday.
  - Eliminate vertical drop-offs 2 inches or greater and edge slopes steeper than 3:1 within 72 hours or before a weekend or holiday whichever comes first.
  - Eliminate or use temporary concrete barrier to protect vertical drop-offs 4-inches or greater after 72 hours or before a weekend or holiday whichever comes first.
- (4) If a 4-inch or greater vertical drop-off or an edge slope steeper than 3:1 exists greater than 8 and less than 15 feet from the traveled way, delineate that drop-off or edge slope with drums, barricades, and signs by the end of the workday.
- (5) If a 12-inch or greater vertical drop-off exists greater than 8 and less than 15 feet from a traveled way with a posted speed limit of 55 mph or greater, eliminate or use temporary concrete barrier to protect that drop-off within 72 hours or before a weekend or holiday whichever comes first.

#### **104.6.1.2.4 Hazard Protection on Roads Open to All Traffic**

Replace subsection with the following effective with the November 2025 letting.

- (1) On roads open to all traffic; conform to the following construction clear zone requirements:

- Posted speeds 45 mph or less: within 8 feet of the travelled way.
  - Posted speeds from 45 mph to 55 mph inclusive: within 10 feet of the travelled way.
  - Posted speeds above 55 mph: within 15 feet of the travelled way.
- (2) Remove all construction debris, stored materials, and equipment not in use from the construction clear zone; or if the engineer allows, delineate and shield with concrete barrier.
- (3) Delay removal of existing permanent roadside safety devices until necessary. When located within the construction clear zone and not shielded by concrete barrier, use temporary traffic control drums to delineate bridge abutments, concrete barrier blunt ends, sign bridge foundations, drainage structures, and slopes exposed by removing permanent protective measures.
- For exposed bridge abutments, concrete barrier blunt ends, sign bridge foundations, and drainage structures, eliminate the need for delineation within 5 calendar days.
  - For exposed slopes steeper than 3:1, eliminate the need for delineation within 14 calendar days, or duration approved by the engineer.

## 105 Control of the Work

### 105.13 Claims Process for Unresolved Changes

Replace subsection with the following effective with the February 2026 letting.

#### 105.13.3 Submission of Claim

- (1) Submit the claim to the project engineer as promptly as possible following the submission of the Notice of Claim. If the contractor does not submit the claim prior to the earlier of the following dates, the department will deny the claim:
1. 120 calendar days from the date of the Notice of Claim.
  2. The end of the time allowed under 109.7 for the contractor to respond in writing to the engineer issued semi-final estimate.
- (2) The department will not accept the submission of a claim until the resolution process in 104.3 has been completed and the contractor makes no further requests to submit updated information that may affect the region's final decision.

## 107 Legal Relations and Responsibility to the Public

Add section 107.27 (Drones or Unmanned Aircraft Systems (UAS)) effective with the November 2024 letting.

### 107.27 Drones or Unmanned Aircraft Systems (UAS)

#### 107.27.1 Licensing and Compliance

Add paragraph 107.27.1(5) to the information included with the November 2024 ASP-6, effective with the February 2026 letting.

- (1) Obtain and possess the necessary Federal Aviation Administration (FAA) licenses and certifications to operate drones commercially (<https://www.faa.gov/uas>).
- (2) Comply with all FAA regulations, airspace restrictions, and local laws. Operators of small drones that are less than 55 pounds for work or business must follow all requirements as listed in Title 14, Chapter 1, Subchapter F, Part 107 of the Code of Federal Regulations (14 CFR) and obtain a remote pilot certificate ([https://www.faa.gov/uas/commercial\\_operators](https://www.faa.gov/uas/commercial_operators)).
- (3) Comply with Wisconsin State Statute 942.10. Limit operations to the specific approved purpose and employ reasonable precautions to avoid capturing images of the public except those that are incidental to the project.
- (4) Provide copies of waivers required for specific project conditions to the engineer prior to any flight.
- (5) UAS and UAS components are required to be compliant with federal guidelines outlined in the American Security Drone Act of 2023 (ASDA) and the OMB memorandum M-26-02.

#### 107.27.2 Flight Approval, Safety, and Incident Reporting

- (1) Submit information in 107.27.2(2) to obtain written drone flight approval from the engineer at least 3 business days prior to operating a drone within the right-of-way. Do not operate a drone within the right-of-way unless approved by the engineer.
- (2) Drone flight application for review and approval must include:
  - UAS pilot information and qualifications, images of certification
  - UAS drone information and FAA tail numbers
  - Max/ Min allowable flight parameters (weather)
  - Specifics of flight mission: capture scope

- Estimated flight duration
  - Pre-flight checklist
  - Site-specific parameters
  - Notification protocols - Federal/Local/Agency/Owner/Responsible in Charge
  - Confirmation and verification of approved operators and hardware
  - Flight plan map diagram (including launch and landing location)
  - FAA-Airspace flight map classification and confirmation with graphics
  - UAS incident management protocol
- (3) If contractor is requesting multiple types of the same flight, a simplified request can be submitted listing weekly flight plan.
- (4) Safety measures must include but are not limited to:
- Regular training and updates on drone regulations are required and must be provided upon request.
  - Drones must be operated in accordance with safety guidelines, including maintaining a safe distance from people, structures, vehicles, etc.
  - Conduct a pre-flight safety assessment, considering weather conditions, airspace restrictions, and potential hazards.
  - Emergency procedures (e.g., drone malfunction, loss of control) must be documented and followed.
  - All incidents must be reported to the engineer.
- (5) If the drone has an incident during flight, report the following to the engineer:
- Incident background and details.
  - FAA (14 CFR 107.9) and NTSB (49 CFR 870) notification protocol.
  - Contractor internal notification protocol.

### 107.27.3 Insurance Requirements

- (1) Maintain drone liability insurance with the following limits.
1. For drones weighing 10 pounds or less, a liability policy with a minimum limit of \$1,000,000.00 is required.
  2. For drones weighing more than 10 pounds and less than or equal to 20 pounds, a liability policy with a minimum limit of \$2,000,000.00 is required.
  3. For drones weighing more than 20 pounds, notify engineer and department will determine appropriate liability policy coverage levels based on size, use, location, and other risk factors.

---

## 305 Dense Graded Base

### 305.3.3.3 Shoulders Adjacent to Asphaltic Pavement or Surfacing

*Replace subsection with the following effective with the November 2025 letting.*

- (1) If the roadway is closed to through traffic during construction, construct the aggregate shoulders before opening the road.
- (2) If the roadway remains open to through traffic during construction, conform as specified in 104.6.1.2.3.
- (3) Provide and maintain signing and other traffic protection and control devices, as specified in 643, until completing shoulder construction to the required cross-section and flush with the asphaltic pavement or surfacing.

**310 Open-Graded Base**

**310.2 Materials**

*Replace paragraph (2) with the following effective with the November 2025 letting.*

- (2) The contractor may substitute material conforming to the gradation requirements for crushed aggregate specified in table 310-01 if that material conforms to the fracture requirements for open-graded crushed gravel specified in 301.2.4.5.

**TABLE 310-01 COARSE AGGREGATE (% passing by weight)**

**AASHTO No. 67 <sup>[1]</sup>**

SIEVE	COARSE AGGREGATE (% PASSING by WEIGHT) AASHTO No. 67
2-inch	-
1 1/2-inch	-
1-inch	100
3/4-inch	90 - 100
1/2-inch	-
3/8-inch	20 - 55
No. 4	0 - 10
No. 8	0 - 5
No. 16	-
No. 30	-
No. 50	-
No. 100	-
No. 200	-

<sup>[1]</sup> Size according to AASHTO M43.

**415 Concrete Pavement**

**415.3.16.4.1.2 Magnetic Pulse Induction**

*Replace subsection with the following effective with the November 2025 letting.*

- (1) The department will measure thickness within 10 business days of paving. Upon completion of the project thickness testing, the department will provide the test results to the contractor within 5 business days.
- (2) The department will establish a project reference plate at the start of each paving stage. The department will notify the contractor of project reference plate locations before testing. The department will measure the project reference plate before each day of testing.
- (3) If the random plate test result falls within 80 to 50 percent pay range specified in 415.5.2, the department will measure the second plate in that unit. The department will notify the contractor immediately if the average of the 6 readings fall within the 80 to 50 percent pay range.
- (4) If an individual random plate test result is more than 1 inch thinner than contract plan thickness, the pavement is unacceptable. Department will determine limits of unacceptable pavement by performing the following:
  - The engineer will test each consecutive plate stationed ahead and behind until the thickness test result is plan thickness or greater.
  - The engineer will direct the contractor to core the hardened concrete to determine the extent of the unacceptable area. In each direction, the contractor shall take cores at points approximately 20 feet from the furthest out of specification plate towards the plate that is plan thickness of greater. Once a core is within 80 to 100 percent pay range, the coring is complete and the limits of unacceptable pavement extend from the stationing between the core test results of 80 to 100 percent payment, inclusive of all unacceptable core and plate test results.
  - Perform coring according to WTM T24. The department will evaluate the results according to AASHTO T148
  - Fill core holes with concrete or mortar.

**416 Concrete Pavement - Repair and Replacement****416.2 Materials****416.2.1 General**

Replace paragraph (3) with the following effective with the November 2025 letting.

- (3) The contractor may use accelerating admixtures for concrete placed under SHES bid items as follows:
1. If using calcium chloride,
    - AASHTO M144, type S as grade N1 or grade N2, class A.
    - AASHTO M144, type L in a concentration of approximately 30 percent for premixed solutions.
  2. If using non-chloride accelerators, conform to:
    - AASHTO M194, type C accelerating admixtures.
  3. Do not exceed the manufacturer's recommended maximum dosage.
  4. If the engineer requests, provide a written copy of the manufacturer's dosage recommendations.

**416.2.4 Special High Early Strength Concrete Pavement Repair and Replacement****416.2.4.1 Composition and Proportioning of Concrete**

Add paragraph (4) to subsection effective with the November 2025 letting.

- (4) The contractor may use pre-packaged horizontal rapid set concrete patch material from the APL for partial and full-depth pavement repairs instead of specified grades of concrete.

**506 Steel Bridges****506.3.12.3 High-Strength Bolts****506.3.12.3.1 Materials**

Replace subsection with the following effective with the November 2025 letting.

- (1) Install bolts according to AASHTO LRFD Bridge Construction Specifications, article 11.5.5, with the following exceptions:
1. If connections are assembled, install bolts with a hardened washer under the nut or bolt head, whichever is the element turned in tightening.
  2. If using oversized holes, 2 hardened washers are required, one under the bolt head and one under the nut.
  3. Bring the bolted parts into solid contact bearing before final tightening. Use not less than 25 percent of the total number of bolts in a joint to serve as fitting up bolts.
  4. For steel diaphragms on prestressed concrete bridges do the following:
    - 4.1. For steel-to-steel connections within diaphragms:
      - Tension by the turn-of-nut method.
    - 4.2. For steel-to-concrete girder connections:
      - No PIV or field rotational capacity (RoCAP) testing is required.
      - Tighten as the plan details specify.
- (2) Before fasteners are delivered to the site, provide documentation of rotational capacity testing in accordance with ASTM F3125, Annex A2, Rotational Capacity (RoCap) Test. The fasteners must be received in packages that match the fastener assembly combination as tested. If documentation of RoCap testing is not received; then perform this testing in the field prior to installation.
- (3) Install bolt, nut, and washer combinations from the same rotational-capacity lot.
- (4) Check galvanized nuts to verify that a visible dyed lubricant is on the threads and at least one bolt face.
- (5) Ensure that uncoated bolts are oily to the touch over their entire surface when delivered and installed.
- (6) Provide and use a Skidmore-Wilhelm Calibrator or an acceptable equivalent tension measuring device at each job site during erection. Perform pre-installation verification (PIV) testing in the field conforming to the procedures enumerated in department form DT2114 no earlier than 14 calendar days prior to permanent bolting. Submit 2 copies of form DT2114 to the engineer.
- (7) Prior to installation, ensure that the fastener condition has not changed due to accumulation of rust or dirt, weathering, mixture of tested assembly lots, or other reasons. If changes have occurred, including cleaning and re-lubricating of weathered bolts, the engineer will require re-qualification using RoCap testing in the field, for a minimum of two fastener assemblies of each combination to be used in permanent bolting, and PIV re-testing.

- (8) Additional RoCap or PIV tests are required whenever the condition of the fasteners or understanding of the bolting crew is in question by the Engineer. Do not allow permanent bolting until PIV testing is completed.
- (9) Tighten threaded bolts by the turn-of-nut method while holding the bolt head. Where clearance is an issue, the contractor may tighten the bolt head while holding the nut.
- (10) The contractor may use alternate tightening methods if the engineer approves before use.
- (11) The contractor may use a flat washer if the surface adjacent to and abutting the bolt head or nut does not have a slope of more than 1:20 with respect to a plane normal to the bolt axis. For slopes greater than 1:20, use smooth, beveled washers to produce parallelism.
- (12) Snug all bolts during installation according to AASHTO LRFD Bridge Construction Specifications, article 11.5.5.4.1.
- (13) Tighten each fastener to provide, if all fasteners in the joint are tight, at least the minimum bolt tension as follows:

**TABLE 506-1 BOLT TENSION**

BOLT SIZE	REQUIRED MINIMUM BOLT TENSION <sup>(1)</sup>
1/2-inch.....	12 kips
5/8-inch.....	19 kips
3/4-inch.....	28 kips
7/8-inch.....	39 kips
1-inch .....	51 kips
1 1/8-inch.....	64 kips
1 1/4-inch.....	81 kips
1 3/8-inch.....	97 kips
1 1/2-inch.....	118 kips

<sup>(1)</sup> Equal to the proof load by the length measurement method as specified in ASTM F3125 for grade A35 bolts.

- (14) Do not reuse galvanized F3125 A325 bolts. The contractor may reuse uncoated F3125 A325 bolts, if the engineer approves, but not more than once. The department will not consider re-tightening previously tightened bolts that become loosened by the tightening of adjacent bolts as reuse.

**506.3.19 Welding**

Replace subsection title and text with the following effective with the November 2025 letting.

**506.3.19.4 Welding Inspection**

- (1) Inspect welding according to the current edition of AWS D1.5. Unless specified otherwise, test butt welds in main members by either the radiographic or the ultrasonic method.
- (2) Test fillet welds and groove welds not covered otherwise in main members in a non-destructive manner by the magnetic particle method according to ASTM E709, utilizing the yoke method. This includes, but is not limited to, a minimum of 12 inches in every 10 feet or portion thereof of each weld connecting web to flange, bearing stiffener to web or flange, framing connection bar to web or flange, and longitudinal stiffener to web or vertical bar.

**506.3.31 Cleaning of Surfaces**

**506.3.31.2 Coated Surfaces**

Replace subsection with the following effective with the November 2025 letting.

- (1) Blast structural steel and ferrous metal products to be coated as specified in 517.3.1.3.3.
- (2) Blast clean steel that will be encased in concrete to SSPC-SP 6 standards or cleaner.

**506.3.32 Painting Metal**

Replace subsection with the following effective with the November 2025 letting.

- (1) Unless the contract provides otherwise, apply 3 coats of paint to structural steel and ferrous metal products. Furnish and apply paints according to the epoxy system or as specified in the special provisions. The requirements for this system are set forth in 517.
- (2) For structural steel, including weathering steel, and miscellaneous metals that will be encased in concrete, paint as specified in 517.3.1.
- (3) For galvanized surfaces paint as specified in 517.3.1.
- (4) Use the 3-coat epoxy system to paint the end 6 feet of structural weathering steel at the abutments, the 6 feet on each side of piers, joints, downspouts, hinges, and galvanized bearings in contact with weathering

steel. Use a coat of brown urethane matching AMS Standard 595A: AMS-STD 20059. Apply one coat of zinc-rich paint to surfaces of expansion joint assemblies and other surfaces not in contact with the weathering steel but inaccessible after assembly or erection.

- (5) Do not paint structural steel to be welded before completing welding. If welding only in the fabricating shop and subsequently erecting by bolting, coat it after completing shop welding. Apply one coat of weldable primer or other engineer-approved protective coating to steel surfaces to be field welded after completing shop welding and shop fabrication. Protect machine-finished surfaces that do not receive a paint or galvanizing from contamination during the cleaning and painting process.
- (6) Upon fabrication and acceptance, coat pins and pinholes with a plastic or other engineer-approved coating before removing from the shop.
- (7) Mark members weighing 3 tons or more with their weights on areas that will be encased in concrete, or paint with a compatible paint on zinc-rich primer, or mark with soapstone on an epoxy-coated surface. Wait until material is dry, inspected, and approved for shipment before loading for shipment.

**509 Concrete Overlay and Structure Repair**

**509.2 Materials**

Replace subsection with the following effective with the November 2025 letting.

- (1) Furnish a neat cement bonding grout. Mix the neat cement in a water-cement ratio approximately equal to 5 gallons of water per 94 pounds of cement. Pre-packaged non-shrink grout from the APL may be used instead of site mixed or ready mixed grout.
- (2) Furnish grade E conforming to 501 for overlays.
- (3) Furnish grade C or E concrete conforming to 501 for surface repairs. The contractor may increase the slump for grade E concrete to a maximum of 4 inches. For vertical and overhead repairs, use pre-packaged vertical and overhead repair material from the APL unless a different material is approved by the engineer in writing.
- (4) Furnish grade C or E concrete conforming to 501 for joint repairs, curb repairs, and full-depth deck repairs; except as follows:
  - 1. The contractor may increase slump of grade E concrete to 3 inches.
  - 2. The contractor may use ready-mixed concrete.
- (5) Provide QMP for class II ancillary concrete as specified in 716 if using concrete mixtures conforming to 501.

**513 Railing**

**513.2.3 Steel Railing**

Replace subsection with the following effective with the November 2025 letting.

- (1) Furnish steel railing components as follows:
 

Structural steel .....	506.2.2
High strength bolts .....	506.2.5
Steel guardrail .....	614.2
Round structural steel tubing for steel pipe railing .....	ASTM A500 grade B
Structural steel tubing used with other steel railings .....	ASTM A500 grade B or C
- (2) Furnish a two-coat paint system from the APL for structure painting systems under paint - galvanized surfaces.

**517 Paint and Painting**

**517.3.1.3.3 Blast Cleaning**

**517.3.1.3.3.2 Epoxy Coating System**

Replace subsection with the following effective with the November 2025 letting.

- (1) Blast clean structural steel receiving this coating to a near-white finish according to SSPC-SP 10.
- (2) Solvent clean oil and grease on surfaces receiving this coating according to SSPC-SP 1 and blast clean to a near-white finish according to SSPC-SP 10.
- (3) Remove fins, tears, slivers, and burred or sharp edges present on any steel member, or that appears during blasting, by grinding then re-blast the area to a one to 2 mils surface shape.

- (4) If using abrasives for blast cleaning, use either clean dry sand, steel shot, mineral grit, or manufactured grit of a gradation that produces a uniform one to 2 mils profile as measured with a department-approved impregnated surface profile tape.
- (5) Remove abrasive and paint residue from steel surfaces with a commercial grade vacuum cleaner equipped with a brush-type cleaning tool, or by double blowing. If using the double blowing method, vacuum the top surfaces of structural steel, including top and bottom flanges; longitudinal stiffeners, splice plates, and hangers after completing the double blowing operations. Ensure that the steel is dust free when applying primer. Apply the primer within 8 hours after blast cleaning.
- (6) Protect freshly coated surfaces from later blast cleaning operations. Brush any blast damaged primed surfaces with a non-rusting tool, or if visible rust occurs, re-blast to a near white condition. Clean the brushed or blast cleaned surfaces and re-prime within the manufacturer's recommended time.
- (7) When coating galvanized surfaces, ensure tie-coat adhesion by brush blasting the cleaned surface according to SSPC-SP7 to create a slight angular surface profile according to manufacturer's recommendations of 1 mil to 1.5 mils. Blasting must not fracture the galvanized finish or remove dry film thickness. For the tie- and top-coat, furnish an epoxy coating system from the APL for paint systems for galvanized surfaces.

#### **517.3.1.3.5 Galvanizing**

Add subsection effective with the November 2025 letting.

- (1) After fabrication, blast clean assemblies per SSPC-SP6 and galvanize according to ASTM A123.

---

## **526 Temporary Structures**

### **526.3.4 Construction, Backfilling, Inspection and Maintenance**

Replace subsection with the following effective with the November 2025 letting.

- (1) Construct temporary structures conforming to 500. Backfill conforming to 206.3.13 with structure backfill conforming to 210.2.
- (2) Temporary highway bridges open to traffic less than or equal to 24 months: inspect temporary bridges conforming to the National Bridge Inspection Standards (NBIS) and the department's Structure Inspection Manual (SIM) before opening to traffic. Perform additional inspections, as the department's SIM requires, based on structure type, condition, and time in service. Submit inspection reports on department form DT2007 to the engineer and electronic copies to the BOS Maintenance Section. Ensure that a department-certified qualified team leader performs the inspections.
- (3) Temporary highway bridges open to traffic greater than 24 months: complete additional inspections and inventory data collection per the NBIS and SIM within 27 months of the bridge being opened to traffic. Contact the Bureau of Structures to have a structure number assigned. Enter the inventory data and element level bridge inspection data in accordance with the SIM into WisDOT's Highway Structures Information System (HSIS) within 90 days of completing the field portion of the inspection. Continue to complete required inspections and data submittal at intervals according to the requirements of the NBIS and SIM.
- (4) Maintain temporary structures and approaches in place until no longer needed. Unless the engineer directs otherwise, completely remove and dispose of as specified in 203.3.5; do not place on the finished surface.

### **526.5 Payment**

Replace paragraph (2) with the following effective with the November 2025 letting.

- (2) Payment for the Temporary Structure bid items is full compensation for providing a temporary structure including design and construction; for construction staking; for temporary shoring and other secondary structure items; for backfilling with structure backfill; for maintaining; and for removing when no longer needed. The department will pay 70 percent of the contract amount when open to traffic and the balance after structure removal and associated site restoration.

---

## **550 Driven Piles**

### **550.3.9 Pre-Boring**

#### **550.3.9.1 General**

Add paragraph (2) effective with the February 2026 letting.

- (1) Pre-bore holes to the depth the plans or special provisions require. Submit written requests for pre-boring not required under the contract to the engineer for review and approval. Do not impair the capacity of in-place piles or damage adjacent structures by pre-boring operations.

- (2) Contractor may elect to not perform pre-boring, subject to written approval from the engineer as specified in 104.2.1(2). If the contractor elects to not perform pre-boring and subsequently pre-boring is necessary at any point throughout the project, no additional time or compensation will be granted.

**621 Landmark Reference Monuments**

Remove Standard Specification 621 (Landmark Reference Monuments) effective with the November 2025 letting. Refer to updated information in this ASP-6 for standard specifications 680 and 682.

**643 Traffic Control**

**643.1 Description**

Replace paragraph (1) with the following effective with the November 2025 letting.

- (1) This section describes providing, maintaining, repositioning, and removing temporary traffic control devices as follows:

Drums	Warning lights	42-inch cones
Barricades type III	Connected arrow boards	Portable changeable message signs
Flexible tubular markers	Signs	Channelizing curb system
Speed feedback trailers	Connected work zone start and end location markers	

**643.2.2 Department's Approved Products List (APL)**

Replace paragraph (1) with the following effective with the November 2025 letting.

- (1) Furnish materials from the APL as follows:

- Drums
- Barricades type III
- Flexible tubular marker posts including bases
- Warning lights and attachment hardware
- Channelizing curb systems
- Connected work zone start and end location markers
- Connected arrow boards
- Sign sheeting
- 42-inch cone assemblies
- Portable changeable message signs
- Speed feedback trailers

**643.3 Construction**

**643.3.1 General**

Add paragraphs (10), (11), (12) and (13) effective with the November 2025 letting.

- (10) For connected devices provide a local specialist to respond to emergency situations within 2 hours of being notified. Equip local specialists with sufficient resources to correct deficiencies in the connected work zone devices.
- (11) Prior to deployment, test all connected devices with the engineer to ensure the device is showing in the WisDOT approved data feed. Send an email to [DOTBTOworkzone@dot.wi.gov](mailto:DOTBTOworkzone@dot.wi.gov) to notify BTO that the devices have been turned on.
- (12) Provide a WisDOT approved data feed from connected devices and the remote management software, updated at least every minute.
- (13) If requested by the engineer, provide real-time status change alerts to a list of designated personnel via text or email or both. Send an alert each time a connected device is switched between operating modes which include the current operating mode, the previous operating mode, the date and time of the mode switch, and the location (latitude and longitude) of the device at the time of the mode switch in the alert.

**643.3.3 Connected Arrow Boards**

Revise subsection title and add paragraphs (3) and (4) effective with the November 2025 letting.

- (3) The connected arrow board may be switched between the following pattern displays per the plan:
- Blank
  - Right arrow static
  - Right arrow flashing
  - Right arrow sequential
  - Left arrow static
  - Left arrow flashing
  - Left arrow sequential
  - Line flashing

- Bi-directional arrow flashing.

- (4) When the connected arrow board is not displaying a pattern, the display shall be blank, and the connected arrow board transmits its status to the data feed. When a connected arrow board is switched to a pattern, the connected arrow board transmits its location and its current operating mode to the data feed.

**643.3.7 Temporary Pavement Marking**

Add paragraph (9) effective with the November 2025 letting.

- (9) Install temporary markings on the final surface in the same location as permanent markings will be placed or as the plans show.

**643.3.10 Connected Work Zone Start and End Location Markers**

Add subsection effective with the November 2025 letting.

- (1) Place work zone start location marker at the beginning of the work zone per plan or as the engineer directs. Clearly label the work zone start location marker so that it is easily distinguishable by field personnel.
- (2) Place work zone end location marker at the end of the work zone per plan or as the engineer directs. Clearly label the work zone end location marker so that it is easily distinguishable by field personnel.
- (3) Ensure the connected work zone start and end location markers operate continuously when deployed on the project.
- (4) Ensure the work zone location markers and connected arrow board are from the same manufacturer.
- (5) When the work zone start and end location markers are switched to the ON mode, verify the begin and end location markers transmit their location and identity as begin or end markers to the data feed.
- (6) Switch the work zone start and end location markers to OFF mode when temporary traffic control is removed, and the normal traveled way is restored.

**643.4 Measurement**

**643.4.1 Items Measured by the Day**

Add paragraphs (3) and (4) effective with the November 2025 letting.

- (3) The department will measure Traffic Control Connected Arrow Boards by day for the days the device is reporting correct data.
- (4) The department will measure Traffic Control Connected Work Zone Start and End Location Markers by day per roadway segment for the days the devices are reporting correct data.

**643.5 Payment**

**643.5.1 General**

Replace paragraph (1) with the following effective with the November 2025 letting.

- (1) The department will pay for measured quantities at the contract unit price under the following bid items:

<u>ITEM NUMBER</u>	<u>DESCRIPTION</u>	<u>UNIT</u>
643.0300	Traffic Control Drums	DAY
643.0420	Traffic Control Barricades Type III	DAY
643.0500	Traffic Control Flexible Tubular Marker Posts	EACH
643.0600	Traffic Control Flexible Tubular Marker Bases	EACH
643.0650	Traffic Control Channelizing Curb System	LF
643.0700 - 0799	Traffic Control Warning Lights (type)	DAY
643.0810	Traffic Control Connected Arrow Boards	DAY
643.0900	Traffic Control Signs	DAY
643.0910	Traffic Control Covering Signs Type I	EACH
643.0920	Traffic Control Covering Signs Type II	EACH
643.1000	Traffic Control Signs Fixed Message	SF
643.1050	Traffic Control PCMS	DAY
643.1051	Traffic Control PCMS with TMC Communications	DAY
643.1070 - 1079	Traffic Control Cones (height)	DAY
643.1220	Traffic Control Connected Work Zone Start and End Location Markers	DAY
643.1500	Traffic Control Speed Feedback Trailer	DAY
643.3100 - 3299	Temporary Marking Line (material/type) (width)	LF
643.3300 - 3399	Temporary Marking Crosswalk (material) 6-Inch	LF
643.3500 - 3599	Temporary Marking Arrow (material)	EACH

643.3600 - 3699	Temporary Marking Word (material)	EACH
643.3700 - 3799	Temporary Marking Raised Pavement Marker (type)	EACH
643.3800 - 3899	Temporary Marking Stop Line (material) 18-Inch	LF
643.3900 - 3959	Temporary Marking Diagonal (material) 12-Inch	LF
643.3960 - 3999	Temporary Marking Removable Mask Out Tape (width)	LF
643.4100	Traffic Control Interim Lane Closure	EACH
643.5000	Traffic Control	EACH

**646 Pavement Marking**

**646.3.1.1 General Marking**

Replace paragraph (7) with the following effective with the November 2025 letting. Add paragraph (8) effective with the February 2026 letting.

- (7) Apply marking to the width and color the bid item indicates. Distribute beads uniformly across the line. Provide a sharp cutoff for both sides and ends of the marking with a uniform cross-section. Achieve straight alignment, not to exceed a 3/8-inch variation in any 40-foot section of travelled way. Do not damage existing marking that will remain in place.
- (8) Apply both lines of the centerline marking simultaneously to ensure a consistent gap.

**646.3.1.6 Proving Period**

**646.3.1.6.1 General**

Replace paragraph (1) with the following effective with the February 2026 letting.

- (1) The engineer may conduct post acceptance inspections periodically during a proving period to evaluate the physical presence of pavement marking and, for permanent markings, the retroreflectivity. The proving period begins on the last day of the week, for all marking placed within that week. The proving period extends through April 15 of the next calendar year or 180 days, whichever is longer. If weather or road surface conditions prevent the engineer from fully evaluating the marking at the end of the proving period, the engineer may extend the proving period.

**646.3.1.6.2 Retroreflectivity**

Replace paragraph (1), included with the November 2025 ASP-6, with the following effective with the February 2026 letting.

- (1) For permanent markings, the engineer will also evaluate the percent failing retroreflectivity at the end of the proving period. Ensure that the 180-day reflectivity, in millicandelas/lux/m<sup>2</sup>, meets or exceeds the following:

<u>MATERIAL</u>	<u>COLOR</u>	<u>180 DAY DRY RETROREFLECTIVITY</u>
Epoxy	White	150
	Yellow	100
Wet Reflective Epoxy	White	250
	Yellow	150
Permanent Tape	White	400
	Yellow	335

**646.3.2.3.2 Wet Reflective Epoxy**

Replace paragraph (1) with the following effective with the February 2026 letting.

- (1) Apply wet reflective epoxy binder in a grooved slot and provide a double drop bead system at the application rate specified in the APL.

**646.3.2.4 Black Epoxy**

Replace paragraph (1) with the following effective with the November 2024 letting.

- (1) Apply black epoxy in a grooved slot directly after the white marking. Apply epoxy at a wet mil thickness of 20. Apply black aggregate at or exceeding 25 pounds per gallon of epoxy. Do not apply glass beads to black epoxy.

**646.3.3 Special Marking**

Replace subsection with the following effective with the February 2026 letting.

- (1) Fill in any breaks left from the stencil with the same material to ensure there are no gaps.

- (2) Under the Marking Railroad Crossings bid items, apply the RXR symbol and 3 transverse lines as the plans show.
- (3) Under the Marking Curb bid items, mark the vertical face and the top of the curb.
- (4) Under the Marking Aerial Enforcement Bars bid items, the department will locate the marking. Notify the engineer at least one week before marking so the State Patrol can provide exact locations.

---

## 650 Construction Staking

### 650.3.12 Supplemental Control Staking

*Replace paragraph (2) with the following effective with the November 2025 letting.*

- (2) Document and provide to the engineer complete descriptions and reference ties of the control points, alignment points, and benchmarks to allow for quick reestablishment of the plan data at any time during construction and upon project completion. Document additional control on department form DT1291 as described in CMM 710, table 710-1.

---

## 680 Public Land Survey Monuments

*Add section 680 (Public Land Survey Monuments) effective with the November 2025 letting.*

### 680.1 Description

- (1) This section describes perpetuating US Public Land Survey System (USPLSS) monuments.

### 680.2 Materials

- (1) Furnish magnetic survey nails with center point a minimum of 2-1/2 inches long or engineer approved alternative.
- (2) Furnish minimum 3/4-inch reinforcement or 1 inch outside diameter (OD) iron pipe at least 24 inches long.
- (3) Furnish plastic survey marker cap with lettering that reads "Witness Monument".
- (4) Use alternative materials if requested and furnished by the county surveyor.

### 680.3 Construction

#### 680.3.1 General

- (1) Perform work under the direction and control of a professional land surveyor registered in the state of Wisconsin, following Wisconsin Administrative Code A-E 7 ([https://docs.legis.wisconsin.gov/code/admin\\_code/a\\_e/7](https://docs.legis.wisconsin.gov/code/admin_code/a_e/7)).
- (2) Preserve existing USPLSS monuments and witness monuments (ties) within the construction limits in their original position until monuments are verified and sufficiently tied off.

#### 680.3.2 Pre-Construction

- (1) Notify the county surveyor at least 30 days prior to start of construction operations about all USPLSS monuments within the construction limits that might be disturbed.
- (2) Obtain the existing USPLSS Monument Record from the county surveyor. Verify existing monuments and witness monuments are in place and undisturbed.
- (3) Replace witness monuments that are missing or that could be disturbed by construction operations. Locate new witness monuments near the USPLSS monument but outside the construction limits. Submit a monument record as specified in 680.3.5.
- (4) Temporarily mark the location of all witness monuments to protect them during construction.

#### 680.3.3 Removals

- (1) Remove or abandon existing monument and monument cover that interfere with construction operations. Remove and dispose of surplus excavation and materials as specified in 205.3.12.

#### 680.3.4 Post-Construction

- (1) Verify the location of monuments and witness monuments when construction operations are complete.
- (2) Set new monuments and witness monuments where necessary. Recess magnetic survey nails 1/4 inch below the pavement surface for monuments located in pavement. Use reinforcement or iron pipe for monuments not in pavement and for witness monuments. Locate new witness monuments near the USPLSS monument and outside the roadbed. Install plastic caps on witness monuments.
- (3) Install marker posts next to all witness monuments if required and supplied by the county surveyor.
- (4) Omit setting monuments in the pavement if approved by the department's regional survey coordinator and county surveyor due to traffic or safety concerns.

- (5) Submit a monument record as specified in 680.3.5.

**680.3.5 Monument Records**

- (1) Submit a monument record on department form DT1291 to the county surveyor at locations where monuments were set. Provide a copy to the engineer and regional survey coordinator.

**680.4 Measurement**

- (1) The department will measure bid items under this section as each individual monument acceptably completed.

**680.5 Payment**

- (1) The department will pay for measured quantities at the contract unit price under the following bid items:

<u>ITEM NUMBER</u>	<u>DESCRIPTION</u>	<u>UNIT</u>
680.0100	Public Land Survey Monument Verify and Reset	EACH

- (2) Payment for the Public Land Survey Monument Verify and Salvage bid item is full compensation for providing all materials; for coordinating with county surveyors; for obtaining existing monument records; for verifying the existing location of monuments and witness monuments; for removing or abandoning existing monuments and monument covers; for resetting monuments; for setting or resetting temporary and permanent witness monuments; and for submitting monument records.

**682 Geodetic Survey Monuments**

*Add section 682 (Geodetic Survey Monuments) effective with the November 2025 letting.*

**682.1 Description**

- (1) This section describes salvaging geodetic survey discs and constructing geodetic survey monuments.

**682.2 Materials**

- (1) Furnish materials conforming to the following:

Concrete.....	501
Reinforcement.....	505.2
Foundation backfill .....	520.2

- (2) Furnish grade A concrete as modified in 716. Provide QMP for class III ancillary concrete as specified in 716.

**682.3 Construction**

- (1) Contact the WisDOT Geodetic Surveys Unit at (866) 568-2852 or “geodetic@dot.wi.gov” as required below.

**682.3.1 Salvage Geodetic Survey Discs**

- (1) Remove and salvage geodetic survey discs from existing structures or survey monuments being removed at the locations shown in the plan.
- (2) Notify the WisDOT Geodetic Surveys Unit 7 calendar days prior to removal operations.
- (3) Ship or deliver salvaged discs to following address:

WisDOT Bureau of Technical Services  
 Geodetic Surveys Unit  
 3502 Kinsman Boulevard  
 Madison, WI 53704

Provide a tracking number to the Geodetic Surveys Unit upon shipment or contact the Geodetic Surveys Unit to schedule in-person delivery.

**682.3.2 Geodetic Survey Monuments**

**682.3.2.1 Monument Location**

- (1) Stake the approximate location of monuments provided in the plan and contact the WisDOT Geodetic Surveys Unit 30 days prior to excavating holes for field verification and delivery of department furnished geodetic survey discs.

**682.3.2.2 Placing Monuments**

- (1) Excavate holes for monuments by use of a circular auger at the size and depth the plans show or as the engineer directs.
- (2) Remove and dispose of surplus excavation and materials as specified in 205.3.12.

- (3) Fill holes with concrete and strike off flush with the ground surface. Place circular forms and steel reinforcement in the concrete as the plans show. Place geodetic survey discs on monuments while the concrete is still plastic.

**682.3.2.3 Protecting and Curing**

- (1) Cure exposed portions of cast in place concrete monuments as specified in 415.3.12 except the contractor may use curing compound conforming to 501.2.8.
- (2) Protect placed concrete monuments as specified for concrete pavement as specified in 415.3.14
- (3) Protect cast in place concrete monuments from freezing for 7 days.

**682.4 Measurement**

- (1) The department will measure bid items under this section as each individual monument acceptably completed.

**682.5 Payment**

- (1) The department will pay for measured quantities at the contract unit price under the following bid items:

<u>ITEM NUMBER</u>	<u>DESCRIPTION</u>	<u>UNIT</u>
682.0100	Salvage Geodetic Survey Disc	EACH
682.0200	Geodetic Survey Monument	EACH

- (2) Payment for the Salvage Geodetic Survey Disc bid item is full compensation for removing and salvaging; and shipping or delivering the disc to the Geodetic Surveys Unit. Removing existing survey monuments will be paid separately under the Removing Concrete Bases bid item. Removing existing survey marker posts will be paid separately under the Removing Delineators and Markers bid item.
- (3) Payment for the Geodetic Survey Monument bid item is full compensation for staking; providing concrete; providing steel reinforcement; for placing department-furnished geodetic discs; and for excavating and backfilling.

**710 General Concrete QMP**

**710.3 Certification Requirements**

Replace paragraph (1) and add paragraph (2) effective with the November 2025 letting.

- (1) Have a person certified from the Highway Technician Certification Program Portland Cement Concrete Technician 1 (HTCP - PCCTEC-1) or Assistant Certified Technician Program - Portland Cement Concrete (ACT-PCC) working under a certified technician, on the project site, prepared and equipped to perform required sampling and testing whenever placing concrete.
- (2) The department will have a certified HTCP Portland Cement Concrete Mix Design Certification (PCC MDC) technician to review and approve concrete mixes.

**710.4 Concrete Mixes**

Replace subsection with the following effective with the November 2025 letting.

- (1) The contractor is responsible for mix performance.
- (2) At least 7 business days before producing concrete, document that materials conform to 501 unless the engineer allows or individual QMP specifications provide otherwise. Include the following:
  - 1. For mixes: quantities per cubic yard expressed as SSD weights and net water, water to cementitious material ratio, air content, and SAM number.
  - 2. For cementitious materials and admixtures: type, brand, and source.
  - 3. For aggregates: absorption, oven-dried specific gravity, SSD bulk specific gravity, wear, soundness, light weight pieces, freeze thaw test results if required, and air correction factor. Submit component aggregate gradations, aggregate proportions, and target combined blended aggregate gradations using the following:
    - DT2220 for combined aggregate gradations.
    - DT2221 for optimized aggregate gradations.
  - 4. For optimized concrete mixtures:
    - Complete the worksheets within DT2221 according to the directions.
    - Ensure the optimized aggregate gradations and the optimized mix design conform to WisDOT specifications and pass the built-in tests within DT2221.
    - Verify slip-form mixture workability and conformance to specifications through required trial batching.
    - Submit the completed DT2221 to the engineer electronically. Include the trial batch test results with the mix design submittal.

5. For high early strength (HES) concrete mixtures required by contract, complete the HES mix modification section in the DT2220 or DT2221 form.
- (3) Document mix adjustments daily during concrete production.
- (4) Prepare, notify, and submit mixture design modifications to the engineer. Do not place material until the documentation is submitted and, when required, written approval of the mixture design modifications.
- (5) Report concrete mix design modifications as classified in levels as specified in table 710-1.

**TABLE 710-1 MIX DESIGN MODIFICATION NOTIFICATION**

NOTIFICATION	LEVEL I	LEVEL II	NEW MIX DESIGN DURING PROJECT
Prepare, notify, and submit mix design to Engineer	Prior to use	3 business days prior to use	5 business days prior to use
Approval required before placement	No	Yes	Yes

- (6) A mix design modification is when any modification occurs for a specific level as specified in table 710-2.
- (7) Dependent on the modification performed, documentation is required to be submitted to the engineer as specified in table 710-3.
- (8) For HES concrete, conform as specified in table 710-4.
- (9) HES concrete is not eligible for 28-day strength incentives.
- (10) Submit concrete mix designs into MRS as specified in 701.1.2.7.

**TABLE 710-2 MATERIAL MIX DESIGN MODIFICATIONS**

*Replace Table 710-2, included with the November 2025 ASP-6, with the following effective with the February 2026 letting.*

MODIFICATION TYPE		LEVEL I	LEVEL II	NEW MIX DESIGN DURING PROJECT
Change in:	Water source	X		
	Cement source, type, or brand			X
	Total cementitious		X <sup>[1]</sup>	X
	Aggregate blend	X		
	Aggregate source			X
	SCM replacement rate		X	
	SCM type and supplier			X
	Fly ash source (different class)			X
	Fly ash source (same class for pavements and cast-in-place barriers)		X	
	Fly ash source (same class for structures)			X
	Slag source (same grade)		X	
	Slag source (different grade)		X	
	Chemical admixture manufacturer or product name <sup>[2]</sup>			X
Removal of:	Chemical admixture dosage rates	X <sup>[3]</sup>		X
	SCM			X
	Chemical admixture other than Type B or D			X <sup>[3,4]</sup>
Addition of:	Type B or Type D chemical admixture	X <sup>[3]</sup>	X <sup>[4]</sup>	
	Non-fading, color pigment	X		
	Chemical admixture other than Type B or D			X <sup>[3,4]</sup>
	Type B or Type D chemical admixture	X <sup>[3]</sup>	X <sup>[4]</sup>	
	New SCM			X

<sup>[1]</sup> For HES/SHES concrete modification only.

<sup>[2]</sup> Not including Type B or Type D chemical admixture.

<sup>[3]</sup> When admixture is from the concrete admixture APL and the dosage rate is within recommended dosage rates as specified in the APL. If the admixture dosage rate is outside of recommended dosage rates as specified in the APL, BTS approval is required before use.

<sup>[4]</sup> Not furnished from the APL.

**TABLE 710-3 MIX DESIGN MODIFICATION DOCUMENTATION**

*Replace Table 710-3, included with the November 2025 ASP-6, with the following effective with the February 2026 letting.*

NEW REQUIRED DOCUMENTATION	LEVEL I	LEVEL II	NEW MIX DESIGN DURING PROJECT
Results from trial batching if required			X
Amendment to the quality control plan	X	X	X
Water source name and report	X <sup>[1]</sup>		
Cement mill certification			X
WisDOT aggregate quality report			X
SCM mill certification		X	X
Chemical additive product data sheet	X	X	X
Updated DT2220 or DT2221 form	X	X	
New DT2220 or DT2221 form			X
New mixture ID: Contractor ID and WisDOT ID		X	X
New maturity curve	X <sup>[2]</sup>	X	X
New lot/sublot layout <sup>[3]</sup>		X <sup>[3,4,5]</sup>	X

<sup>[1]</sup> Water for concrete report conforming to 501.2.6 for private wells or surface water sources.

<sup>[2]</sup> Required only when using a retarder.

<sup>[3]</sup> Required for HES concrete.

<sup>[4]</sup> Required when changing the SCM replacement rate.

<sup>[5]</sup> Not required for SCM source change of same Class/Grade in pavements and cast-in-place barrier projects.

**TABLE 710-4 OPTIONS FOR HES CONCRETE**

SCENARIO	MIXTURE MODIFICATION	
When the contract requires, or the HES is directed by the department	OPTION 1 <sup>[1]</sup>	Add 94 to 282 lb/cy of cement <sup>[2]</sup>
	OPTION 2	Use Type III cement
When the engineer allows HES when requested by the contractor in writing	Add up to 282 lb/cy of cement <sup>[1,2]</sup>	

<sup>[1]</sup> Adjust water to maintain workability without raising the w/cm ratio.

<sup>[2]</sup> Add to a previously accepted mixture.

**710.5.6.2 Contractor Control Charts**

**710.5.6.2.1 General**

*Replace subsection with the following effective with the November 2025 letting.*

- (1) Test aggregate gradations during concrete production except as allowed for small quantities under 710.2. Perform required contractor testing using non-random samples.
- (2) Sample aggregates from either the conveyor belt or from the working face of the stockpiles.
- (3) Complete aggregate testing as specified in table 710-5. Submit one pre-placement test within five days before anticipated placement. Include this gradation on the control charts.
- (4) Report gradation test results and provide control charts to the engineer within 1 business day of obtaining the sample. Submit results to the engineer and electronically into MRS as specified in 701.1.2.7.
- (5) Conduct aggregate testing at the minimum frequency specified in table 710-5 for each mix design, except as allowed for small quantities in 710.2. The contractor's concrete production tests can be used for the same mix design on multiple contracts.

**TABLE 710-5 QC AGGREGATE TESTING FREQUENCY**

*Replace Table 710-5, included with the November 2025 ASP-6, with the following effective with the February 2026 letting.*

CONCRETE CLASSIFICATION	PRE-PLACEMENT TESTING	PLACEMENT TESTING	
Class I: Pavement <sup>[1]</sup>	One pre-placement test per aggregate source	Hand Placement: ≤ 250 CY > 250 CY	One test per cumulative 250 CY One test per day
Class I: Structures <sup>[2], [3], [4]</sup>		Slip Formed Placement ≤ 1500 CY > 1500 CY	One test per day Two tests per day
Class I: Cast-in Place Barrier <sup>[1]</sup>		One test per cumulative 150 CY, maximum one test per day	
Class II: Base	One pre-placement test per aggregate source	≤ 250 CY > 250 CY	One test per cumulative 250 CY One test per day
Class II: Structure Repair - Joints		One test per calendar week of production	
Class II: Concrete Overlay		One test per cumulative 150 CY, maximum one test per day	
Class II: Pavement Repair		One test per 400 CY, minimum one test per 10 business days, maximum one test per day	
Class II: Pavement Replacement			
Class II: Base Patching		Replacement testing only	
Class II: Ancillary			
Class II: Structure Repair – Curb & Surface <sup>[5]</sup>			

<sup>[1]</sup> Frequency is based on project daily production rate.

<sup>[2]</sup> Aggregate gradation testing must be performed on a per contract basis. If multiple structures are on the same contract and use the same aggregate source, then the samples must be collected based on cumulative concrete contract quantities within the same concrete classification.

<sup>[3]</sup> WTM T255 (Fine and Coarse) required for each aggregate sample.

<sup>[4]</sup> Calculate trial batch weights for each mix design when production begins and whenever the moisture content of the fine or coarse aggregate changes by more than 0.5 percent, adjust the batch weights to maintain the design w/cm ratio.

<sup>[5]</sup> Aggregate gradation must meet the gradation previously approved by the engineer.

**710.5.6.3 Department Acceptance Testing**

*Replace subsection with the following effective with the November 2025 letting.*

- (1) Department testing frequency is based on the quantity of each mix design placed under each individual WisDOT contract as specified table 710-6. Aggregate gradation testing must be performed on a per contract basis.
- (2) The department will split each sample, test for acceptance, and retain the remainder for a minimum of 10 calendar days.
- (3) The department will obtain the sample and deliver to the regional testing lab in the same day. The department will report gradation test results to the contractor within 1 business day of being delivered to the lab. The department and contractor can agree to an alternative test result reporting timeframe. Document alternative timeframes in the contractor's quality control plan.
- (4) Additional samples may be taken at the engineer's discretion due to a changed condition.
- (5) If multiple bid items on the same contract use the same aggregate source, then the samples must be collected based on cumulative concrete contract quantities within the same concrete classification.
- (6) Department will test small quantities at the minimum frequency specified in table 710-7.

**TABLE 710-6 QV AGGREGATE TESTING FREQUENCY**

CONCRETE CLASSIFICATION	PLACEMENT TESTING
Class I: Pavement	One test per placement day for first 5 days of placement. - If all samples are passing, reduced testing frequency is applied. - Reduced frequency: One test per calendar week of placement
Class I: Structures	One test per 250 CY placed. - Minimum of one test per contract for substructure - Minimum of one test per contract for superstructure
Class I: Cast-in-Place Barrier	One test per 500 CY placed
Class II: Concrete Overlay	One test per 250 CY - Maximum one test per day
Class II: Base	No minimum testing
Class II: Structure Repair	
Class II: Pavement Repair	
Class II: Pavement Replacement	
Class II: Base Patching	
Class II: Ancillary	

**TABLE 710-7 QV AGGREGATE TESTING FREQUENCY FOR SMALL QUANTITIES**

CONCRETE CLASSIFICATION	PLACEMENT TESTING
Class I: Pavement	One test on the first day of placement.
Class I: Structures	
Class I: Cast-in-Place Barrier	

**710.5.7 Corrective Action**

**710.5.7.1 Optimized Aggregate Gradations**

*Replace subsection with the following effective with the November 2025 letting.*

- (1) If the contractor's 4-point running average or a department test result of the volumetric percent retained exceeds the tarantula curve limits by less than or equal to 1.0 percent on a single sieve size or limits listed in the additional requirements for optimized aggregate gradation in 501.2.7.4.2 table 501-4, notify the other party immediately and do the following:

**Option A:**

1. Perform corrective action documented in the QC plan or as the engineer approves.
2. Document and provide corrective action results to the engineer as soon as they are available.
3. Department will conduct two tests within the next business day after corrective action. Department will provide test results to contractor after each test is complete.
4. If blended aggregate gradations are within the tarantula curve limits by the second department test:
  - Continue with concrete production.
  - Include a break in the 4-point running average.
  - For Class I Pavements: The department will discontinue reduced frequency testing and will test at a frequency of 1 test per placement day. Once 5 consecutive samples are passing at the 1 test per placement day frequency, the reduced frequency testing will be reapplied.
5. If blended aggregate gradations are not within the tarantula curve limits by the second department test:
  - If the contract does not require optimized aggregate gradation under 501.2.7.4.2.1(2), stop concrete production and submit either a modified optimized aggregate gradation mix design or a new optimized aggregate gradation mix design or a new combined aggregate gradation mix design.
  - If the contract requires optimized aggregate gradations under 501.2.7.4.2.1(2), stop concrete production and submit a modified optimized aggregate gradation mix design or a new optimized aggregate gradation mix design.

**Option B:**

1. Submit a modified optimized aggregate gradation mix design or a new optimized aggregate gradation mix design.
2. Restart control charts for new mix design.

- (2) If the contractor's 4-point running average or a department test result of the volumetric percent retained exceeds the tarantula curve limits by more than 1.0 percent on one or more sieves, stop concrete production and submit a modified mix design or a new mix design.
- (3) Both the department and contractor must sample and test aggregate of the modified mix design or a new mix design at the frequency specified in 710.5.6.1.

#### **710.5.7.2 Combined Aggregate Gradations**

Replace subsection with the following effective with the November 2025 letting.

- (1) If the contractor's 4-point running average or a department test result of the percent passing by weight exceeds the combined aggregate gradation limits by less than or equal to 1.0 percent on a single sieve size, do the following:
  1. Notify the other party immediately.
  2. Perform corrective action documented in the QC plan or as the engineer approves.
  3. Document and provide corrective action results to the engineer as soon as they are available.
  4. The department will conduct two tests within the next business day after corrective action is complete.
  5. If blended aggregate gradations are within the combined aggregate gradation limits by the second department test:
    - Continue with concrete production.
    - Include a break in the 4-point running average.
    - For Class I Pavements: The department will discontinue reduced frequency testing and will test at a frequency of 1 test per placement day. Once 5 consecutive samples are passing at the 1 test per placement day frequency, the reduced frequency testing will be reapplied.
  6. If blended aggregate gradations are not within the combined aggregate gradation limits by the second department test, stop concrete production and submit a modified mix design or a new mix design.
- (2) If the contractor's 4-point running average or a department test result of the percent passing by weight exceeds the combined aggregate gradation limits by more than 1.0 percent on one or more sieves, stop concrete production and submit a modified mix design or a new mix design.
- (3) Both the department and contractor must sample and test aggregate of the modified mix design or a new mix design at the frequency specified in 710.5.6.1.

### **715 QMP Concrete Pavement, Cast-in-Place Barrier and Structures**

#### **715.3.1.2 Lot and Sublot Definition**

##### **715.3.1.2.1 General**

Replace subsection with the following effective with the November 2025 letting.

- (1) Designate the location and size of all lots before placing concrete. Ensure that no lot contains concrete of more than one mix design or placement method defined as follows:

**Mix design change** A modification to the mix requiring the engineer's approval under 710.4(5).  
For paving and barrier mixes, follow 710.4(4) and 710.4(5) for concrete mixture design modifications.

**Placement method** Either slip-formed, not slip-formed, or placed under water.

- (2) Lots and sublots include ancillary concrete placed integrally with the class I concrete.

##### **715.3.1.2.3 Lots by Cubic Yard**

Replace paragraph (3) with the following effective with the November 2025 letting.

- (3) An undersized lot is eligible for incentive payment under 715.5 if the lot has 4 or more sublots for that lot.

#### **715.3.2 Strength Evaluation**

##### **715.3.2.1 General**

Replace subsection with the following effective with the November 2025 letting.

- (1) The department will make pay adjustments for strength on a lot-by-lot basis using the compressive strength of contractor QC cylinders or the flexural strength of contractor QC beams.
- (2) The department will evaluate the sublot for possible removal and replacement if the 28-day sublot average strength is:
  - Pavement (Compressive): < 2500 psi
  - Pavement (Flexural): < 500 psi
  - Structure: <  $f'_c$  - 500 psi <sup>[1]</sup>

- Cast-in-Place Barrier: < f'c - 500 psi <sup>[1]</sup>  
<sup>[1]</sup> f'c is design strength found in plans or specials.

**715.5 Payment**

**715.5.1 General**

Replace paragraph (4) and add paragraphs (8) and (9) effective with the November 2025 letting.

- (4) The department will adjust pay for each lot using PWL of the 28-day subplot average strengths for that lot. The department will measure PWL relative to strength lower specification limits as follows:
  - Compressive strength of 3700 psi for pavements.
  - Flexural strength of 650 psi for pavements.
  - Compressive strength of 4000 psi for super structures and barrier, or as shown in the plan details.
  - Compressive strength of 3500 psi for substructures and culverts, or as shown in the plan details.
- (5) The department will not pay a strength incentive for concrete that is nonconforming in another specified property, for ancillary concrete accepted based on tests of class I concrete, or for high early strength concrete unless placed in pavement gaps as allowed under 715.3.1.2.2.
- (6) Submit test results to the department electronically using MRS software. The department will verify contractor data before determining pay adjustments.
- (7) All coring and testing costs under 715.3.2.2 including filling core holes and providing traffic control during coring are incidental to the contract.
- (8) If the contractor combines concrete of varying specified strengths in a single lot/sublot, the highest specified strength of the related concrete shall be used to calculate pay incentive/disincentive.
- (9) The department will apply one price adjustment to a given quantity of material. If the quantity in question is subject to more than one nonconforming test, apply the adjustment with the greater price reduction. In the absence of exact quantities affected by the subplot test results, pay reductions will be applied to the entire subplot.

**715.5.4 Pay Adjustments for Nonconforming Air Content, Temperature, and Delivery Time**

Add subsection 715.5.4 (Pay Adjustments for Nonconforming Air Content, Temperature, and Delivery Time) effective with the November 2025 letting.

- (1) The department will adjust pay for each subplot with nonconforming QC air content and temperature test results as specified in table 715-2 and table 715-3. If the quantity in question is subject to more than one of the following conditions, apply the adjustment with the greater price reduction.
- (2) For high temperatures, the engineer may consider the effectiveness of the contractor's temperature control plan and the contractor's compliance with their temperature control plan before taking a price reduction.
- (3) A 25% price reduction to the concrete invoice price will be applied if concrete is placed after the delivery time exceeds the limit specified in 501.3.5.2.

**TABLE 715-2 PRICE REDUCTIONS FOR NONCONFORMING AIR CONTENT**

LIMITS (%)		PERCENT PRICE REDUCTION OF THE CONTRACT UNIT PRICE
Above Specification	>= 0.5 <sup>[1]</sup>	10
	0.1 to 0.4 <sup>[1]</sup>	5
Below Specification	0.1 to 0.5	20
	0.6 to 1.0	30
	> 1.0	50 or remove and replace

<sup>[1]</sup> Evaluate the strength data. If the strengths are acceptable, do not take a price reduction for high air content. Contractor is responsible to provide additional strength data, if necessary.

**TABLE 715-3 PRICE REDUCTIONS FOR NONCONFORMING TEMPERATURE**

*Replace Table 715-3, included with the November 2025 ASP-6, with the following effective with the February 2026 letting.*

CONCRETE TEMPERATURE (F) <sup>[1]</sup>		PRICE REDUCTION (%)
Upper Temperature Limit <sup>[2]</sup>	> 80 to <= 85	10
	> 85	25
Lower Temperature Limit	45 to <= 50	10
	< 45	25

<sup>[1]</sup> Applies only for Concrete Structures and Cast-in-Place Barrier.

<sup>[2]</sup> If a written temperature control plan outlining the actions by the contractor to control concrete temperature at the point of placement exceeding 80 F is submitted and followed to effectively control the temperature, the upper temperature limit is increased by 10 F for price reductions for nonconforming temperature.

**716 QMP Ancillary Concrete**

**716.2 Materials**

**716.2.1 Class II Concrete**

*Replace paragraph (2) with the following effective with the November 2025 letting.*

(2) Perform random QC testing at the following frequencies:

1. Test air content, temperature, and slump a minimum of once per 100 cubic yards for each mix design and placement method.
2. Cast one set of 3 cylinders per 200 cubic yards for each mix design and placement method. Cast a minimum of one set of 3 cylinders per contract for each mix design and placement method. Random 28-day compressive strength cylinders are not required for HES or SHES concrete.
3. For deck overlays, perform tests and cast cylinders once per 50 cubic yards of grade E concrete placed.
4. For concrete base, one set of tests and one set of cylinders per 250 cubic yards.

The department will allow concrete startup test results for small quantities as specified in 710.2(1). Cast one set of 3 cylinders if using startup testing for acceptance.

**716.2.2 Class III Concrete**

*Replace paragraph (1) with the following effective with the November 2025 letting.*

(1) Acceptance of class III concrete is based on DT2220/ DT2221 certification page. Submit the certificate of compliance at least 3 business days before producing concrete along with the initial concrete mix documentation as required under 710.4(2).

**Bid Items**

**500 Bid Items**

*Remove the following bid items effective with the February 2026 letting.*

522.2363	Culvert Pipe Reinforced Concrete Horizontal Elliptical Class HE-III 63x98-Inch	LF
522.2663	Apron Endwalls for Culvert Pipe Reinforced Concrete Horizontal Elliptical 63x98-Inch	EACH

**600 Bid Items**

*Remove the following bid item effective with the February 2026 letting.*

608.2363	Storm Sewer Pipe Reinforced Concrete Horizontal Elliptical Class HE-III 63x98-Inch	LF
----------	--	----

*Add the following bid item effective with the November 2025 letting.*

611.0613	Inlet Covers Type DW	EACH
----------	----------------------	------

*Remove the following bid items effective with the November 2025 letting.*

621.0100	Landmark Reference Monuments	EACH
621.1100	Landmark Reference Monuments and Cast-Iron Covers	EACH
621.1200	Landmark Reference Monuments and Aluminum Covers	EACH

*Remove the following bid items effective with the November 2025 letting.*

643.0405	Traffic Control Barricades Type I	DAY
643.0410	Traffic Control Barricades Type II	DAY
643.0800	Traffic Control Arrow Boards	DAY

Add the following bid items effective with the November 2025 letting.

643.0810	Traffic Control Connected Arrow Boards	DAY
643.1220	Traffic Control Connected Work Zone Start and End Location Markers	DAY

Add the following bid item effective with the February 2026 letting.

657.0348	Poles Type 9 - Special Over Height	EACH
657.0353	Poles Type 10 - Special Over Height	EACH

Add the following bid items effective with the November 2025 letting.

680.0100	Public Land Survey Monument Verify and Reset	EACH
682.0100	Salvage Geodetic Survey Disk	EACH
682.0200	Geodetic Survey Monuments	EACH

**ERRATA**

**204.3.1.3 Salvaging or Disposal of Materials**

Replace paragraph (2) to correct link from 203.3.4 to 203.3.5 effective with the November 2024 letting.

- (2) Dispose of concrete, stone, brick, and other material not designated for salvage as specified for disposing of materials under 203.3.5.

**204.3.2.3 Removing Buildings**

Replace paragraph (2) to correct link from 203.3.4 to 203.3.5 effective with the November 2024 letting.

- (2) Buildings removed and materials resulting from building removal become the contractor's property unless the contract specifies otherwise. Dispose of unclaimed and removed material as specified for disposing of materials in 203.3.5.

**335.3.2 Rubblizing**

Replace paragraph (6) to correct link from 203.3.4 to 203.3.5 effective with the November 2024 letting.

- (6) Remove reinforcing steel exposed at the surface by cutting below the surface and disposing of the steel as specified in 203.3.5. Do not remove unexposed reinforcing steel.

**335.3.3 Compacting**

Replace paragraph (2) to correct link from 203.3.4 to 203.3.5 effective with the November 2024 letting.

- (2) Remove loose asphaltic patching material, joint fillers, expansion material, or other similar materials from the compacted surface. Also remove pavement or patches that have a maximum dimension greater than or equal to 6 inches that are either not well seated or projecting more than one inch. Dispose of removed material as specified in 203.3.5.

**460.3.3.2 Pavement Density Determination**

Replace change description annotation with the following to revise implementation date. This change is effective with the November 2025 letting.

Add information to 460.3.3.2(1) and (3). Add reference to CMM, WTM, and WTP H-002. WTP H-002 contains the subplot layouts formerly in CMM 815. Definition of a lot is now defined here (460.3.3.2(3)) instead of CMM. This change was implemented via ASP-6 with the February 2024 letting.

**602.3.6 Concrete Rumble Strips**

Replace paragraph (5) to correct link from 203.3.4 to 203.3.5 effective with the November 2024 letting.

- (5) At the end of each workday, move equipment and material out of the clear zone and sweep or vacuum the traveled way pavement and shoulder areas. Sweep away or vacuum up milling debris before opening adjacent lanes to traffic. Dispose of waste material as specified in 203.3.5; do not place on the finished shoulder surface.

**604.2 Materials**

Replace paragraph (1) with the following information to remove line and link for crushed aggregate effective with the November 2024 letting. The crushed aggregate gradation information for slope paving is now found in 604.2(3).

- (1) Furnish materials conforming to the following:

Water.....	501.2
Select crushed material.....	312.2
Concrete.....	501
Reinforcement.....	505
Expansion joint filler.....	415.2.3
Asphaltic materials.....	455.2

## NON-DISCRIMINATION PROVISIONS

**During the performance of this contract, the contractor, for itself, its assignees, and successors in interest (hereinafter referred to as the "contractor") agrees as follows:**

**1. Compliance with Regulations:** The contractor (hereinafter includes consultants) will comply with the Acts and the Regulations relative to Non-discrimination in Federally-assisted programs of the U.S. Department of Transportation, Federal Highway Administration, as they may be amended from time to time, which are herein incorporated by reference and made a part of this contract.

**2. Non-discrimination:** The contractor, with regard to the work performed by it during the contract, will not discriminate on the grounds of race, color, or national origin in the selection and retention of subcontractors, including procurements of materials and leases of equipment. The contractor will not participate directly or indirectly in the discrimination prohibited by the Acts and the Regulations, including employment practices when the contract covers any activity, project, or program set forth in Appendix B of 49 CFR Part 21.

**3. Solicitations for Subcontracts, Including Procurements of Materials and Equipment:** In all solicitations, either by competitive bidding, or negotiation made by the contractor for work to be performed under a subcontract, including procurements of materials, or leases of equipment, each potential subcontractor or supplier will be notified by the contractor of the contractor's obligations under this contract and the Acts and the Regulations relative to Non-discrimination on the grounds of race, color, or national origin.

**4. Information and Reports:** The contractor will provide all information and reports required by the Acts, the Regulations, and directives issued pursuant thereto and will permit access to its books, records, accounts, other sources of information, and its facilities as may be determined by the Recipient or the Federal Highway Administration to be pertinent to ascertain compliance with such Acts, Regulations, and instructions. Where any information required of a contractor is in the exclusive possession of another who fails or refuses to furnish the information, the contractor will so certify to the Recipient or the Federal Highway Administration, as appropriate, and will set forth what efforts it has made to obtain the information.

**5. Sanctions for Noncompliance:** In the event of a contractor's noncompliance with the Non-discrimination provisions of this contract, the Recipient will impose such contract sanctions as it or the Federal Highway Administration may determine to be appropriate, including, but not limited to:

- a. Withholding payments to the contractor under the contract until the contractor complies; and/or
- b. Cancelling, terminating, or suspending a contract, in whole or in part.

**6. Incorporation of Provisions:** The contractor will include the provisions of paragraphs one through six in every subcontract, including procurements of materials and leases of equipment, unless exempt by the Acts, the Regulations and directives issued pursuant thereto. The contractor will take action with respect to any subcontract or procurement as the Recipient or the Federal Highway Administration may direct as a means of enforcing such provisions including sanctions for noncompliance. Provided, that if the contractor becomes involved in, or is threatened with litigation by a subcontractor, or supplier because of such direction, the contractor may request the Recipient to enter into any litigation to protect the interests of the Recipient. In addition, the contractor may request the United States to enter into the litigation to protect the interests of the United States.

**During the performance of this contract, the contractor, for itself, its assignees, and successors in interest (hereinafter referred to as the "contractor") agrees to comply with the following non-discrimination statutes and authorities; including but not limited to:**

**Pertinent Non-Discrimination Authorities:**

- Title VI of the Civil Rights Act of 1964 (42 U.S.C. § 2000d et seq., 78 stat. 252), (prohibits discrimination on the basis of race, color, national origin); and 49 CFR Part 21.
- The Uniform Relocation Assistance and Real Property Acquisition Policies Act of 1970, (42 U.S.C. § 4601), (prohibits unfair treatment of persons displaced or whose property has been acquired because of Federal or Federal-aid programs and projects);
- Federal-Aid Highway Act of 1973, (23 U.S.C. § 324 et seq.), (prohibits discrimination on the basis of sex);
- Section 504 of the Rehabilitation Act of 1973, (29 U.S.C. § 794 et seq.), as amended, (prohibits discrimination on the basis of disability); and 49 CFR Part 27;
- The Age Discrimination Act of 1975, as amended, (42 U.S.C. § 6101 et seq.), (prohibits discrimination on the basis of age);
- Airport and Airway Improvement Act of 1982, (49 USC § 471, Section 47123), as amended, (prohibits discrimination based on race, creed, color, national origin, or sex);
- The Civil Rights Restoration Act of 1987, (PL 100-209), (Broadened the scope, coverage and applicability of Title VI of the Civil Rights Act of 1964, The Age Discrimination Act of 1975 and Section 504 of the Rehabilitation Act of 1973, by expanding the definition of the terms "programs or activities" to include all of the programs or activities of the Federal-aid recipients, sub-recipients and contractors, whether such programs or activities are Federally funded or not);
- Titles II and III of the Americans with Disabilities Act, which prohibit discrimination on the basis of disability in the operation of public entities, public and private transportation systems, places of public accommodation, and certain testing entities (42 U.S.C. §§ 12131-12189) as implemented by Department of Transportation regulations at 49 C.F.R. parts 37 and 38;
- The Federal Aviation Administration's Non-discrimination statute (49 U.S.C. § 47123) (prohibits discrimination on the basis of race, color, national origin, and sex);
- Executive Order 12898, Federal Actions to Address Environmental Justice in Minority Populations and Low-Income Populations, which ensures Non-discrimination against minority populations by discouraging programs, policies, and activities with disproportionately high and adverse human health or environmental effects on minority and low-income populations;
- Executive Order 13166, Improving Access to Services for Persons with Limited English Proficiency, and resulting agency guidance, national origin discrimination includes discrimination because of Limited English proficiency (LEP). To ensure compliance with Title VI, you must take reasonable steps to ensure that LEP persons have meaningful access to your programs (70 Fed. Reg. at 74087 to 74100);
- Title IX of the Education Amendments of 1972, as amended, which prohibits you from discriminating because of sex in education programs or activities (20 U.S.C. 1681 et seq).

## DOMESTIC MATERIALS PREFERENCE PROVISION

Domestic Materials Preference (in accordance with the Buy America Act per [23 CFR 635.410](#), and the Build America-Buy America Act (BABA) per [2 CFR Part 184](#), and [2 CFR Part 200](#)) shall be articles, materials, or supplies permanently incorporated in this project as classified in the following four categories, and as described in the Construction and Materials Manual (CMM):

### 1. Iron and Steel

To be considered domestic, all steel and iron products used, and all products predominantly manufactured from steel or iron must be produced in the United States in accordance with the steel and iron product standards in 23 CFR 635.410.

This includes smelting, coating, bending, shaping, and all other manufacturing processes performed on the product. Coating includes all processes which protect or enhance the value of the material to which the coating is applied.

Products that are predominantly iron or steel or a combination of both as defined in 23 CFR 635.410 are considered Steel and Iron products and must comply with this section.

### 2. Construction Materials

To be considered domestic, all construction materials used must be produced in the United States in accordance with the construction material standards in [2 CFR 184.6](#):

- **Non-ferrous metals:** All manufacturing processes, from initial smelting or melting through final shaping, coating, and assembly, occurred in the United States.
- **Plastic and polymer-based products:** All manufacturing processes, from initial combination of constituent plastic or polymer-based inputs, or, where applicable, constituent composite materials, until the item is in its final form, occurred in the United States.
- **Glass:** All manufacturing processes, from initial batching and melting of raw materials through annealing, cooling, and cutting, occurred in the United States.
- **Fiber optic cable (including drop cable):** All manufacturing processes, from the initial ribboning (if applicable), through buffering, fiber stranding and jacketing, occurred in the United States. All manufacturing processes also include the standards for glass and optical fiber, but not for non-ferrous metals, plastic and polymer-based products, or any others.
- **Optical fiber:** All manufacturing processes, from the initial preform fabrication stage through the completion of the draw, occurred in the United States.
- **Lumber:** All manufacturing processes, from initial debarking through treatment and planing, occurred in the United States.
- **Drywall:** All manufacturing processes, from initial blending of mined or synthetic gypsum plaster and additives through cutting and drying of sandwiched panels, occurred in the United States.
- **Engineered wood:** All manufacturing processes from the initial combination of constituent materials until the wood product is in its final form, occurred in the United States.

### 3. Manufactured Products

To be considered domestic, all manufactured products used must be produced in the United States as defined in [23 CFR 635.410\(c\)\(1\)\(vii\)](#):

- For projects with let dates on or after October 1, 2025, the final step in the manufacturing process must occur in the United States.
- For projects with let dates on or after October 1, 2026, the final step in the manufacturing process must occur in the United States and the cost of the components of the manufactured product that are mined, produced, or manufactured in the United States must be greater than 55 percent of the total cost of all components of the manufactured product.

Manufactured products means articles, materials, or supplies that have been processed into a specific form and shape, or combined with other articles, materials, or supplies to create a product with different properties than the individual articles, materials, or supplies. If an item is classified as an iron or steel product, an excluded material, or construction material, then it is not a manufactured product. An article, material, or supply classified as a manufactured product may include components that are iron or steel

products, excluded materials, or construction materials. Mixtures of excluded materials delivered to a work site without final form for incorporation into a project are not a manufactured product.

Items that consist of two or more construction materials that have been combined together through a manufacturing process, and items that include at least one construction material combined with a material that is not a construction material (including steel/iron) through a manufacturing process are treated as manufactured products, rather than as construction materials.

Products that are classified as predominantly iron or steel do not meet the definition of a manufactured product and must comply with section 1.

With respect to precast concrete products **that are classified as manufactured products**, components of precast concrete products that consist wholly or predominantly of iron or steel or a combination of both shall meet the requirements of section 1. The cost of such components shall be included in the applicable calculation for purposes of determining whether the precast concrete product is produced in the United States.

With respect to intelligent transportation systems and other electronic hardware systems that are installed in the highway right of way or other real property **and classified as manufactured products**, the cabinets or other enclosures of such systems that consist wholly or predominantly of iron or steel or a combination of both shall meet the requirements of section 1. The cost of cabinets or other enclosures shall be included in the applicable calculation for purposes of determining whether systems referred to in the preceding sentence are produced in the United States.

#### 4. Temporary and Excluded Materials

Temporary materials, and excluded materials meeting the definition of Section 70917(c) Materials as defined in [2 CFR 184](#), do not have any domestic materials requirements. Section 70917(c) Materials means cement and cementitious materials; aggregates such as stone, sand, or gravel; or aggregate binding agents or additives. Mixtures of excluded materials delivered to a work site without final form for incorporation into a project are not a manufactured product.

The classification of an article, material, or supply as falling into one of the categories listed in this section will be made based on its status at the time it is brought to the work site for incorporation into the project. Except as otherwise provided, an article, material, or supply incorporated into an infrastructure project must meet the Domestic Material Preference for only the single category in which it is classified.

Requirements do not preclude a minimal use of foreign steel and iron provided the cost of such materials do not exceed 0.1 percent (0.1%) of the total contract cost or \$2500 whichever is greater. The total contract cost is the contract amount at award.

For each iron or steel product subject to meeting domestic materials requirements, that doesn't fully meet Buy America Act requirements, the following documentation must be provided by the Contractor to verify the foreign steel value. Ensure the threshold is not exceeded and place the documentation in the project files.

- Pay Item,
- Description of associated foreign iron or steel product, or component,
- Invoiced cost of associated foreign iron or steel product, or component, and
- Current cumulative list of all foreign iron or steel products with the total dollar amount of foreign products in relation to the total contract amount.

The minimal use of foreign iron or steel under the minimal usage threshold must be approved by the Engineer prior to incorporation into the project and any associated payment under the contract. The use of foreign iron or steel under the minimal usage threshold does not need to be approved by FHWA. This amount is not considered a waiver to the domestic materials requirements. The Contractor must ensure that the minimal usage amount is not exceeded.

The contractor shall take actions and provide documentation conforming to CMM 228.5 to ensure compliance with this Domestic Material provision.

<https://wisconsindot.gov/rdwy/cmm/cm-02-28.pdf>

Effective with October 2025 Letting

Upon completion of the project, certify to the engineer, in writing using department form DT4567 that all iron and steel, construction materials, and manufactured products conform to this domestic material provision.

Form DT4567 is available at: <https://wisconsindot.gov/Documents/formdocs/dt4567.docx>

Attach a list of foreign iron or steel and their associated costs to the certification form using the Domestic Material Exemption Tracking Tool, available at:

<https://wisconsindot.gov/hccidocs/contracting-info/buy-america-exemption-tracking-tool.xlsx>

NOT FOR BIDDING PURPOSES

NOT FOR BIDDING PURPOSES

EXHIBITS  
ID 5340-01-20 – Parcel 1

House Removal, Garage Removal, Driveway Removal, Concrete Walkway  
and Patio Removal, Disconnect Water and Sewer, Grading, Backfill

Photos

Location Map

Asbestos Inspection Report

ID 5340-01-20, Parcel 1 – 1501 Liberty Avenue, City of Beloit, Rock  
County, WI

**REMOVE:**

**HOUSE:** A 1,660 SF 2-story home with a full unfinished basement. The house was built in 1920s with wood, vinyl and roughcast stucco exterior, asphalt shingle roof, and the basement stone foundation. There is new plumbing, 200-amp service, HVAC ductwork, water heater in 2022, upstairs furnace in 2019 downstairs furnace in 2014, new insulation throughout and siding, gutters, soffits, fascia and garage doors updated in 2020. The main floor consists of the kitchen with walk-in pantry, dining area, living room with brick gas fireplace, bedroom and half bath. The second story contains two bedrooms, a full bath and a walkout balcony (some newer windows). There are stairs going to a walkup attic (429 SF).

**PORCHES & PATHWAYS:** There are front and back covered porches with concrete. There is a pathway and stairs going out to the property line. The driveway is concrete. The side yard is chain linked fence.

**GARAGE:** There is a 2-car detached garage located east of the home measuring 20 feet x 20 feet and contains 400 SF. The garage has two separate overhead doors and has newer roof, doors, and siding with electrical service.

**WATER & SEWER:** These are municipal facilities and need to be removed and capped.

**GRADING:** As directed by the State Department of Transportation inspector. Reference Special Provisions – Article 2 – Item #5.

**BACKFILL:** Reference Subsection 204.3.1.2 of the Standard Specifications

ID 5340-01-20, Parcel 1 – 1501 Liberty Avenue, City of Beloit, Rock County, WI

**PHOTOGRAPHS OF THE SUBJECT PROPERTY**



**South Elevation of Residence**




**West Elevation of Residence**




**East Elevation of Residence**



**2-Car Detached Garage**



**Open Porch at South Elevation**



**Damaged Concrete at East Elevation**


## PHOTOGRAPHS OF THE SUBJECT PROPERTY



Fenced Yard




Second Floor Bedroom 2 - Balcony Without Railings




Kitchen (View 1)



Kitchen Pantry



Living Room




First Floor Half-Bathroom

## PHOTOGRAPHS OF THE SUBJECT PROPERTY



Second Floor Full-Bathroom (View 1)




First Floor Bedroom/Office




Second Floor Bedroom 1



Second Floor Bedroom 2



Open Space on Second Floor



Accessible Attic


**PHOTOGRAPHS OF THE SUBJECT PROPERTY**



**Attic Furnace Servicing Second Floor**



**Basement Stairs**



**Basement Laundry Area**



**Basement**



**Basement Furnace**



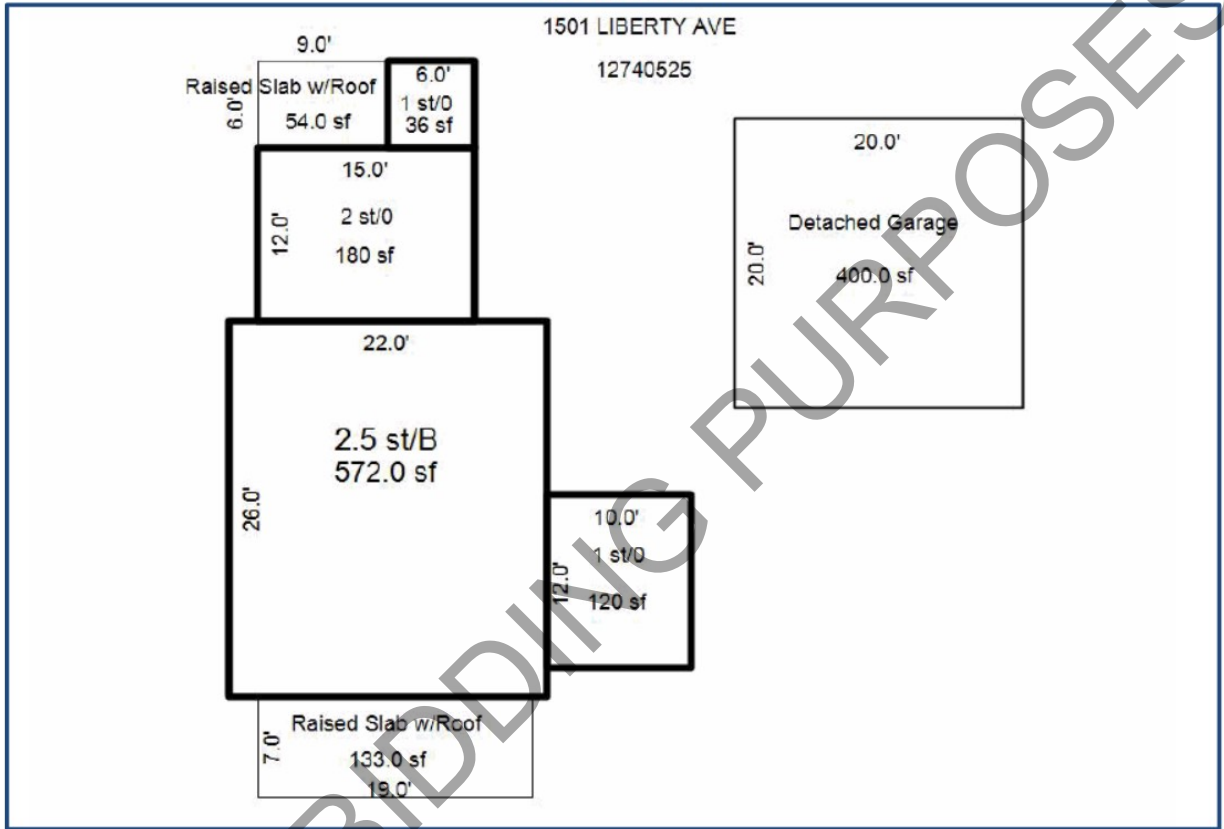
**Basement Water Heater**

# SUBJECT SITE SKETCH



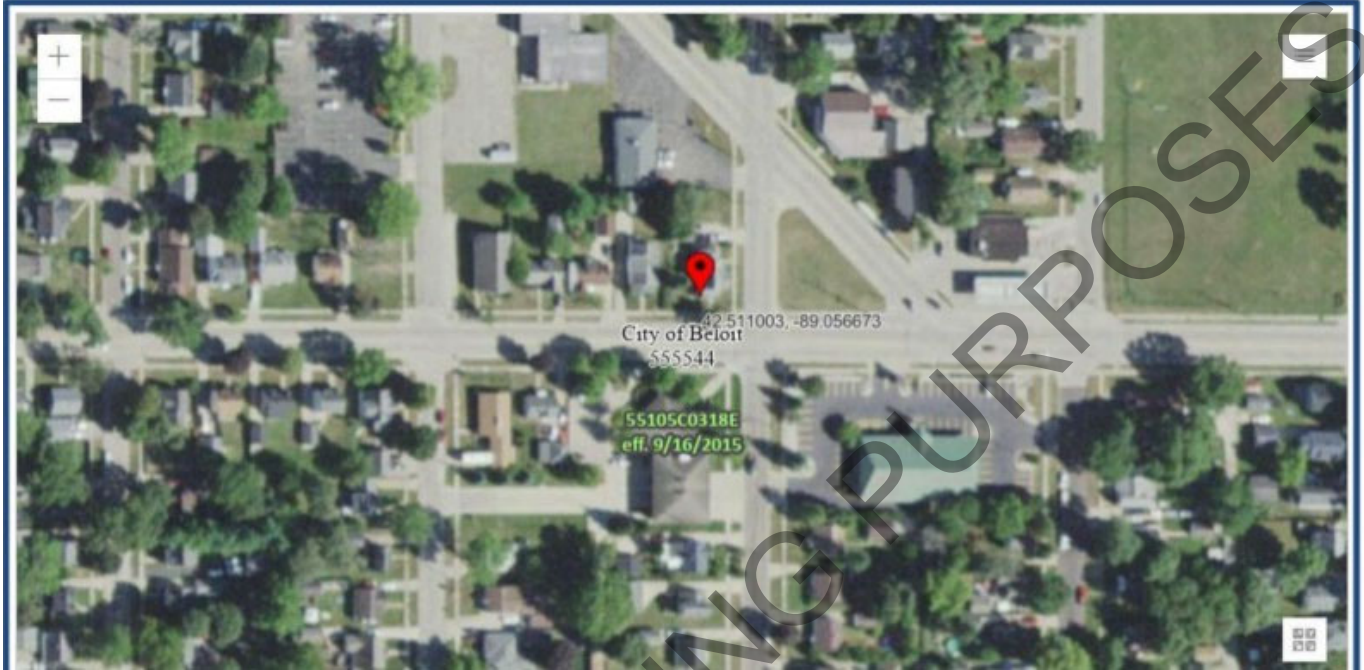
BONILLA PROPERTY  
EARLY RESIDENTIAL ACQUISITION DUE TO BUYOUT

## ASSESSOR'S SKETCH



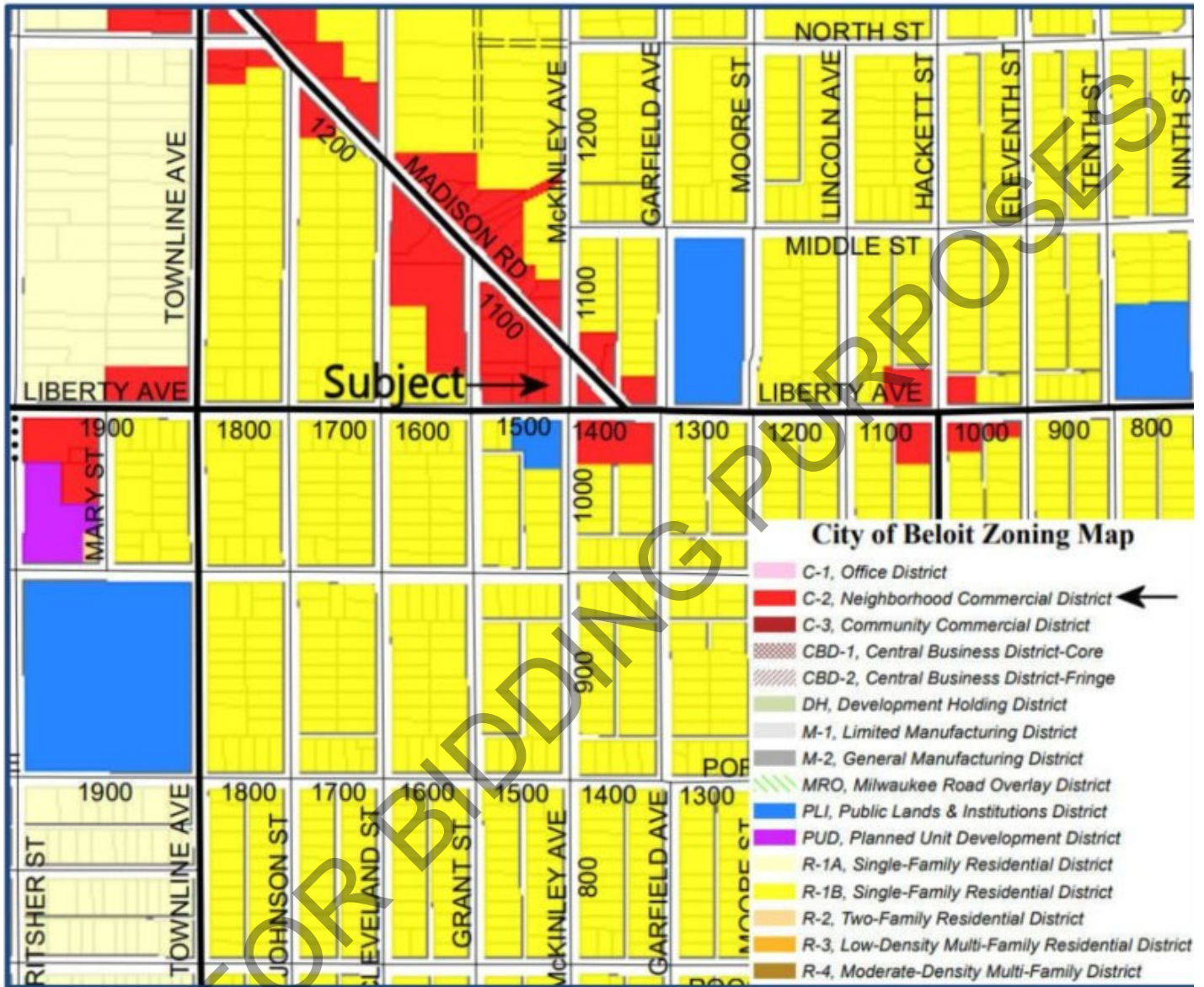
NOT FOR BIDDING PURPOSES

**SUBJECT AERIAL VIEW**



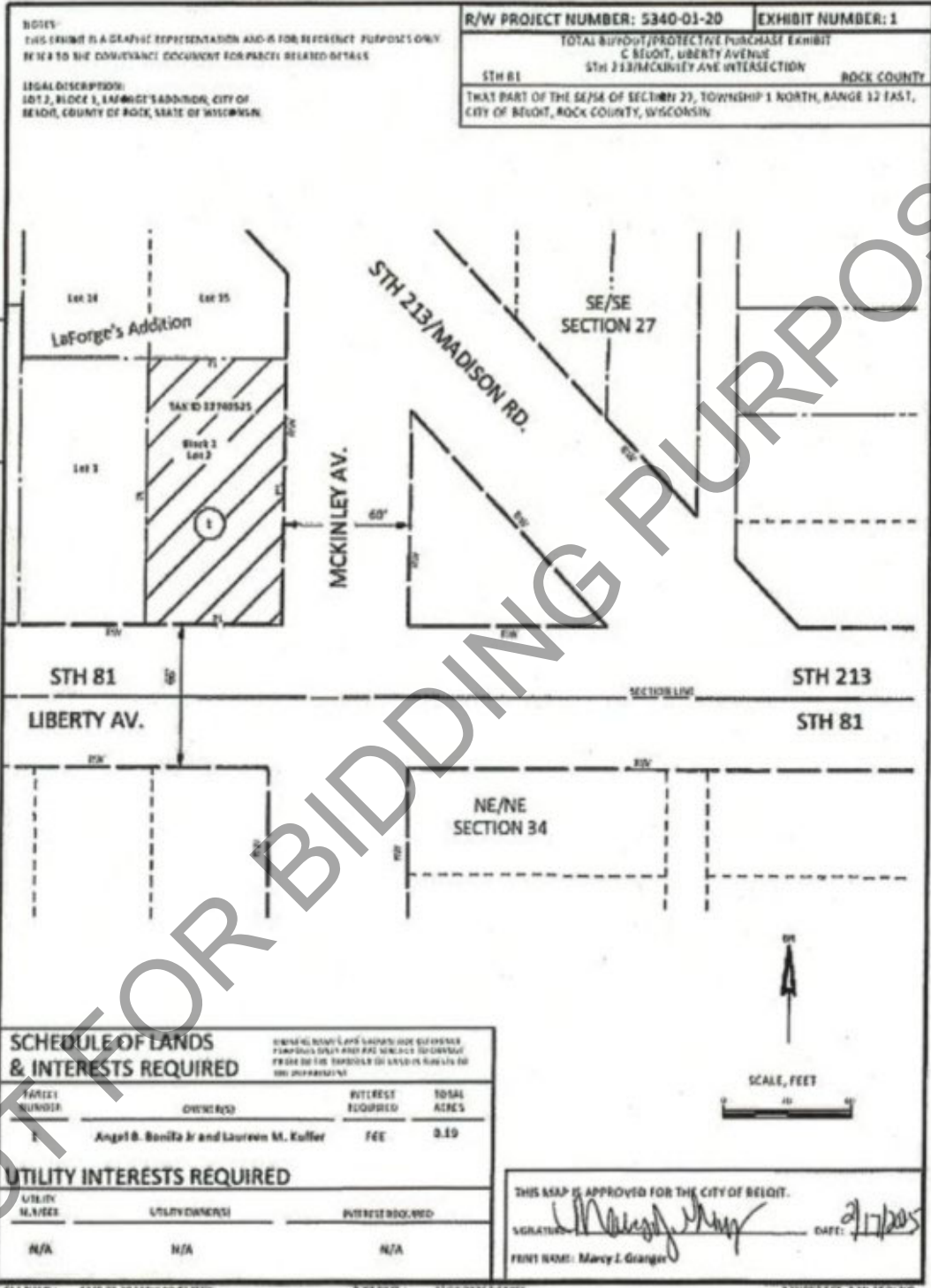
NOT FOR BIDDING PURPOSES

# SUBJECT LOCATION MAP



NOT FOR BIDDING PURPOSES

# SUBJECT LOCATION MAP





# Asbestos-Containing Material Inspection and Pre-Demolition Reconnaissance

1501 Liberty Avenue,  
Beloit, Rock County, Wisconsin

October 2025

WisDOT Project #5340-01-20

**Prepared For:**

Wisconsin Department of Transportation

**Prepared By:**

TRC  
999 Fourier Dr, Suite 101  
Madison, Wisconsin 53717

John Roelke  
WDHFS Asbestos Inspector, All-119523

Tom Perkins  
WDHFS Asbestos Inspector, All-252595

Daniel Haak, P.E.  
Senior Project Manager

NOT FOR BIDDING PURPOSES

## TABLE OF CONTENTS

<b>EXECUTIVE SUMMARY .....</b>	<b>III</b>
<b>1.0 BACKGROUND .....</b>	<b>1</b>
1.1 Introduction .....	1
1.2 ACM Inspection .....	1
<b>2.0 ACM DELINEATION .....</b>	<b>1</b>
2.1 ACM Sampling .....	1
2.2 ACM Sampling Results .....	1
<b>3.0 ACM ABATEMENT .....</b>	<b>2</b>
3.1 Regulatory Discussion .....	2
3.2 ACM Removal Plans .....	3
<b>4.0 CONCLUSIONS AND RECOMMENDATIONS .....</b>	<b>3</b>

### TABLES

Table 1: Asbestos Survey Log and Bulk Asbestos Analytical Results

### FIGURES

Figure 1: Site Location Map

Figure 2: ACM Sample Location Map – Building Interior

Figure 3: ACM Sample Location Map – Building Exterior

### APPENDICES

Appendix A: Inspection Photographs

Appendix B: Laboratory Analytical Results

## COMMONLY USED ABBREVIATIONS AND ACRONYMS

AST	aboveground storage tank
bgs	below ground surface
BRRTS	Bureau for Remediation and Redevelopment Tracking System
CERCLA	Comprehensive Environmental Response, Compensation and Liability Act
CTH	County Trunk Highway
cu ft	cubic feet
DATCP	Department of Agriculture, Trade and Consumer Protection
DRO	diesel range organics
FDM	Facilities Development Manual
EMP	Excavation Management Plan
ERP	Environmental Repair Program
ES	Enforcement Standards
ESA	Environmental Site Assessment
FINDS	Facility Index System/Facility Identification Initiative Program Summary Report
GIS Registry	WDNR Geographic Information System (GIS) Registry of Closed Remediation Sites
GRO	gasoline range organics
HAZWOPER	Code of Federal Registry Chapter 29 (29 CFR) Part 1910.120 Hazardous Waste Operations and Emergency Response
HMA	Hazardous Materials Assessment
IH	Interstate Highway
lin ft	linear feet
LQG	large quantity generator
LUST	leaking underground storage tank
NPL	National Priorities List
NR ###	Wisconsin Administrative Code (WAC) Natural Resources (NR) Chapter ###
PAHs	polynuclear aromatic hydrocarbons
PAL	Preventive Action Limits
PCBs	polychlorinated biphenyls
PCE	perchloroethylene/tetrachloroethylene
PID	photoionization detector
PVOCs	petroleum volatile organic compounds
RCLs	Residual Contaminant Levels in NR 720
RCRA	Resource Conservation and Recovery Act
RCRIS	Resource Conservation and Recovery Information System
R/W or ROW	right-of-way
sq ft	square feet
STH	State Trunk Highway
TCE	trichloroethylene
TRIS	Toxic Chemical Release Inventory System
USGS	United States Geological Survey
USH	United States Highway
UST	underground storage tank
VOCs	volatile organic compounds
WDNR	Wisconsin Department of Natural Resources
WisDOT	Wisconsin Department of Transportation
WGNHS	Wisconsin Geological and Natural History Survey
WI ERP	Wisconsin Environmental Repair Program database

## Executive Summary

The WisDOT is planning to demolish the buildings at the property at 1501 Liberty Avenue in Beloit, Rock County, Wisconsin. The property contains a residential house and detached garage that will be demolished and the site cleared.

TRC Environmental Corporation (TRC) has been contracted by the WisDOT to perform an asbestos-containing materials (ACM) of the property, as well as a pre-demolition reconnaissance in order to identify conditions that must be addressed prior to demolition of the buildings.

The following Category I non-friable ACM is present:

- Approximately 20 square feet of gray caulk along the south roof seam
- Approximately 8 square feet of gray/black caulk along the south door trim, south window trim and the west chimney seam

The roof of the house was not safely accessible during the inspection due to its height and steep slope. Asphalt shingles layers and underlayment samples were collected from the edges of the roof. All other suspect materials located on the roof must be sampled or assumed to be ACM. If additional layers of asphalt shingles and/or underlayment are encountered during demolition that are inconsistent with what was observed during this inspection, they must be sampled for asbestos or assumed to be ACM.

Electrical wiring and components were not sampled during this inspection as a safety precaution due to the power not being disconnected. Electrical wiring and components that were visible during the inspection appeared to be post 1980's construction. However, due to the expected age of the house, older electrical wiring and components may be present. Some of the older electrical wiring and components could contain asbestos. If potential asbestos-containing materials are encountered that haven't been sampled, they should be sampled to determine proper handling and disposal or assumed to be ACM.

The asbestos must be properly removed and disposed of during the demolition of the buildings and site clearing of the property.

## 1.0 Background

### 1.1 Introduction

The WisDOT is planning to demolish the buildings at the property at 1501 Liberty Avenue in Beloit, Rock County, Wisconsin. The property contains a residential house and detached garage that will be demolished and the site cleared.

TRC has been contracted by the WisDOT to perform an ACM inspection of the property, as well as a pre-demolition reconnaissance in order to identify conditions that must be addressed prior to demolition of the buildings.

### 1.2 ACM Inspection

On September 16, 2025, TRC conducted an asbestos inspection of the property in order to determine the extent of ACM in the buildings, and to identify any ACM that would require management during demolition. This was accomplished by identifying, sampling, characterizing, quantifying, and laboratory-analyzing potential ACM.

## 2.0 ACM Delineation

### 2.1 ACM Sampling

Samples of suspect ACM were collected September 16, 2025, for laboratory analysis in accordance with the United States Environmental Protection Agency's (USEPA's) Asbestos Hazardous Emergency Response Act (AHERA) 40 CFR Part 763, Subpart E, as indicated in WDNR and Occupational Safety and Health Administration (OSHA) regulations. A minimum of three randomly distributed samples of each type of material identified as homogeneous (same type, color, and age of application) were collected by John Roelke, WDHFS Inspector #All-119523 and Tom Perkins, WDHFS Asbestos Inspector #All-252595. If there was any reason to suspect that the materials might be different, those materials were sampled separately. Samples were collected by hand using hammers, chisels, and utility knives. Sufficient water was applied before and during sample collection to prevent the generation of airborne particulate as a result of sampling activities.

Samples collected during the sampling event were sent to TRC's Industrial Hygiene Laboratory in Windsor, Connecticut, to be analyzed for the presence of ACM. Samples were analyzed on a 3-day turnaround basis using polarized light microscopy (PLM) with dispersion staining techniques. Once one sample of a homogeneous material tested positive for asbestos, the remaining samples of that material were not analyzed.

### 2.2 ACM Sampling Results

The locations and types of the material sampled, the collection date, the sample number, and the condition of the material are presented in Table 1 (Asbestos Survey Log and Bulk Asbestos Analytical Results). Sample locations are shown on Figures 2 and 3. Photographs showing representative sampled materials can be found in Appendix A and TRC's laboratory analysis reports are included in Appendix B.

The following Category I non-friable ACM is present:

- Approximately 20 square feet of gray caulk along the south roof seam
- Approximately 8 square feet of gray/black caulk along the south door trim, south window trim and the west chimney seam

The roof of the house was not safely accessible during the inspection due to its height and steep slope. Asphalt shingles layers and underlayment samples were collected from the edges of the roof. All other suspect materials located on the roof must be sampled or assumed to be ACM. If additional layers of asphalt shingles and/or underlayment are encountered during demolition that are inconsistent with what was observed during this inspection, they must be sampled for asbestos or assumed to be ACM.

Electrical wiring and components were not sampled during this inspection as a safety precaution due to the power not being disconnected. Electrical wiring and components that were visible during the inspection appeared to be post 1980's construction. However, due to the expected age of the house, older electrical wiring and components may be present. Some of the older electrical wiring and components could contain asbestos. If potential asbestos-containing materials are encountered that haven't been sampled, they should be sampled to determine proper handling and disposal or assumed to be ACM.

## 3.0 ACM Abatement

### 3.1 Regulatory Discussion

Friable ACM is any material containing more than 1 percent asbestos that, when dry, can be crumbled, pulverized, or reduced to powder by hand pressure. Non-friable ACM is any material containing more than 1 percent asbestos that, when dry, cannot be crumbled, pulverized, or reduced to powder by hand pressure. The EPA also defines two categories of non-friable ACM, Category I and Category II non-friable ACM as follows:

- Category I non-friable ACM is any asbestos-containing packing, gasket, resilient floor covering, mastic, or asphalt roofing product that contains more than 1 percent asbestos.
- Category II non-friable ACM is any material, excluding Category I non-friable ACM, containing more than 1 percent asbestos that, when dry, cannot be crumbled, pulverized, or reduced to powder by hand pressure.

RACM is (a) friable asbestos material; (b) Category I non-friable ACM that has become friable; (c) Category I non-friable ACM that will be, or has been, subjected to sanding, grinding, cutting or abrading; or (d) Category II non-friable ACM that has a high probability of becoming, or has become, crumbled, pulverized, or reduced to powder by the forces expected to act on the material in the course of demolition operations.

Both the USEPA's and the WDNR's regulations mandate the removal of regulated ACM prior to demolition. ACM need not be removed before demolition if it is a Category I non-friable ACM that is not friable or a Category II non-friable ACM and the probability is low that the material will become crumbled, pulverized, or reduced to powder during demolition. Additionally, all asbestos-containing debris must be handled, transported, and disposed in accordance with the ACM

regulations. If ACM is commingled with the demolition debris, the entire pile must be considered to be asbestos-containing material and managed accordingly. This requires disposal in a landfill licensed to accept ACM waste.

Both OSHA and the USEPA regulate the potential health hazards associated with ACM abatement. The USEPA regulates ACM from a general health perspective. USEPA regulations contain language related to many aspects of ACM management, including visible emissions, licensing of workers, disposal, testing, inspections, and site management. OSHA regulations deal with worker exposure on the job and with the methodology to safely handle ACM. The State of Wisconsin regulations incorporate both OSHA and USEPA regulations, and mirror the federal regulations almost exactly. In a few cases, the practice of compliance with Wisconsin regulations is more restrictive than the federal interpretation.

### 3.2 ACM Removal Plans

All regulated ACM is required to be removed prior to demolition. It will be up to the demolition contractor and their asbestos abatement contractor to determine if the method of demolition will cause any non-friable ACM to become friable. If so, that material would be considered RACM and will be required to be removed prior to demolition. All demolition waste that is commingled with the non-friable asbestos-containing material will be required to be managed as asbestos-containing waste and disposed of at a solid waste landfill permitted to accept such waste.

## 4.0 Conclusions and Recommendations

The following Category I non-friable ACM is present:

- Approximately 20 square feet of gray caulk along the south roof seam
- Approximately 8 square feet of gray/black caulk along the south door trim, south window trim and the west chimney seam

The roof of the house was not safely accessible during the inspection due to its height and steep slope. Asphalt shingles layers and underlayment samples were collected from the edges of the roof. All other suspect materials located on the roof must be sampled or assumed to be ACM. If additional layers of asphalt shingles and/or underlayment are encountered during demolition that are inconsistent with what was observed during this inspection, they must be sampled for asbestos or assumed to be ACM.

Electrical wiring and components were not sampled during this inspection as a safety precaution due to the power not being disconnected. Electrical wiring and components that were visible during the inspection appeared to be post 1980's construction. However, due to the expected age of the house, older electrical wiring and components may be present. Some of the older electrical wiring and components could contain asbestos. If potential asbestos-containing materials are encountered that haven't been sampled, they should be sampled to determine proper handling and disposal or assumed to be ACM.

The asbestos must be properly removed and disposed of during the demolition of the buildings and site clearing of the property.

Table 1 - Asbestos Survey Log and Bulk Asbestos Analytical Results

Client: WisDOT  
 Name: 1501 Liberty Avenue  
 Location: Beloit, Dane County  
 Project ID: 5340-01-20

Project Number: 692682.0000.0000  
 Sample Collection Date: 9/16/2025  
 Samples Collected By: John Roelke, Tom Perkins  
 Asbestos Inspector Number: AI-119523, AI-252595

Sample Number	Sample Location	Sample Description	Condition (ND, D, or SD)	Analytical Method and Results	Friability (NF or F)	Quantity
1	Kitchen & pantry floor	Colorless adhesive (layer 1) Black backing (layer 2)	ND	PLM, non-detect all layers	NF	0
2	Kitchen & pantry floor	Gray wood grain pattern laminate flooring (layer 3)	ND	PLM, non-detect all layers	NF	0
3	Kitchen & pantry floor		ND	PLM, non-detect all layers	NF	0
4	Dining room, living room, study, bedrooms 1,2,3 floors	White foam barrier (layer 1)	ND	PLM, non-detect all layers	NF	0
5	Dining room, living room, study, bedrooms 1,2,3 floors	Brown wood grain pattern laminate flooring (layer 2)	ND	PLM, non-detect all layers	NF	0
6	Dining room, living room, study, bedrooms 1,2,3 floors		ND	PLM, non-detect all layers	NF	0
7	1st floor bathroom floor & fireplace hearth	Gray leveling cement (layer 1) Black grout (layer 2)	ND	PLM, non-detect all layers	NF	0
8	1st floor bathroom floor & fireplace hearth	Dark green 13"x13" ceramic tile (layer-3)	ND	PLM, non-detect all layers	NF	0
9	1st floor bathroom floor & fireplace hearth		ND	PLM, non-detect all layers	NF	0
10	2nd floor bathroom	Gray backing (layer 1) White mesh (layer 2) Gray grout (layer 3)	ND	PLM, non-detect all layers	NF	0
11	2nd floor bathroom	White ceramic tile (layer 4)	ND	PLM, non-detect all layers	NF	0
12	2nd floor bathroom		ND	PLM, non-detect all layers	NF	0
13	Furnace pipe in basement	Gray adhesive caulk	ND	PLM, non-detect	NF	0
14	Furnace pipe in basement		ND	PLM, non-detect	NF	0
15	Furnace pipe in basement		ND	PLM, non-detect	NF	0
16	Interior walls & ceilings throughout house	Light gray drywall	ND	PLM, non-detect	NF	0
17	Interior walls & ceilings throughout house	White joint compound (layer 1) Gray drywall (layer 2)	ND	PLM, non-detect all layers	NF	0
18	Interior walls & ceilings throughout house	White drywall	ND	PLM, non-detect	NF	0

Table 1 - Asbestos Survey Log and Bulk Asbestos Analytical Results

Client: WisDOT  
 Name: 1501 Liberty Avenue  
 Location: Beloit, Dane County  
 Project ID: 5340-01-20

Project Number: 692682.0000.0000  
 Sample Collection Date: 9/16/2025  
 Samples Collected By: John Roelke, Tom Perkins  
 Asbestos Inspector Number: AI-119523, AI-252595

Sample Number	Sample Location	Sample Description	Condition (ND, D, or SD)	Analytical Method and Results	Friability (NF or F)	Quantity
19	2nd floor bathroom	Gray leveling cement (layer 1)	ND	PLM, non-detect all layers	NF	
20	2nd floor bathroom	Gray grout (layer 2)	ND	PLM, non-detect all layers	NF	0
21	2nd floor bathroom	White 6"x6" ceramic tile (layer 3)	ND	PLM, non-detect all layers	NF	
22	Attic stairwell	White plaster	ND	PLM, non-detect	F	
23	Attic stairwell		ND	PLM, non-detect	F	0
24	Attic stairwell		ND	PLM, non-detect	F	
25	Attic floor	Yellow/white/green pad (layer 1) Blue carpet (layer 2)	ND	PLM, non-detect all layers	NF	
26	Attic floor		ND	PLM, non-detect all layers	NF	0
27	Attic floor		ND	PLM, non-detect all layers	NF	
28	Attic floor	Tan carpet	ND	PLM, non-detect	NF	
29	Attic floor		ND	PLM, non-detect	NF	0
30	Attic floor		ND	PLM, non-detect	NF	
31	Fireplace in living room	Gray mortar (layer 1) Gray brick (layer 2)	ND	PLM, non-detect all layers	NF	
32	Fireplace in living room		ND	PLM, non-detect all layers	NF	0
33	Fireplace in living room		ND	PLM, non-detect all layers	NF	
EXT-01	Garage roof	Black roofing paper (layer 1) Black asphalt shingles (layer 2)	ND	PLM, non-detect all layers	NF	0
EXT-02	House roof	Black roofing paper (layer 1) Black asphalt shingles (layer 2)	ND	PLM, non-detect all layers	NF	0
EXT-03	House roof, 2nd layer	Black roofing paper (layer 1) Black asphalt shingles (layer 2)	ND	PLM, non-detect all layers	NF	0

Table 1 - Asbestos Survey Log and Bulk Asbestos Analytical Results

Client: WisDOT  
 Name: 1501 Liberty Avenue  
 Location: Beloit, Dane County  
 Project ID: 5340-01-20

Project Number: 692682.0000.0000  
 Sample Collection Date: 9/16/2025  
 Samples Collected By: John Roelke, Tom Perkins  
 Asbestos Inspector Number: AI-119523, AI-252595

Sample Number	Sample Location	Sample Description	Condition (ND, D, or SD)	Analytical Method and Results	Friability (NF or F)	Quantity
EXT-04	House roof, 1st layer	Black roofing paper (layer 1) Black/white/gray asphalt shingles (layer 2)	ND	PLM, non-detect all layers	NF	0
EXT-05	House roof, 1st layer		ND	PLM, non-detect all layers	NF	
EXT-06	House roof, 1st layer		ND	PLM, non-detect all layers	NF	
EXT-07	Flat roof on house	Yellow adhesive (layer 1) Black roofing membrane (layer 2) Gray sealant (layer 3)	ND	PLM, non-detect all layers	NF	0
EXT-08	Flat roof on house		ND	PLM, non-detect all layers	NF	
EXT-09	Flat roof on house		ND	PLM, non-detect all layers	NF	
EXT-10	West exterior wall of house	White/gray mortar/gravel	ND	PLM, non-detect	NF	0
EXT-11	West exterior wall of house		ND	PLM, non-detect	NF	
EXT-12	West exterior wall of house		ND	PLM, non-detect	NF	
EXT-13	Exterior wall of house	Gray mortar	ND	PLM, non-detect	NF	0
EXT-14	Exterior wall of house		ND	PLM, non-detect	NF	
EXT-15	Exterior wall of house		ND	PLM, non-detect	NF	
EXT-16	Exterior wall of house	Black backing (layer 1) White vapor barrier (layer 2)	ND	PLM, non-detect all layers	NF	0
EXT-17	Exterior wall of house		ND	PLM, non-detect all layers	NF	
EXT-18	Exterior wall of house		ND	PLM, non-detect all layers	NF	
EXT-19	Exterior door trim	White caulk	ND	PLM, non-detect	NF	0
EXT-20	Exterior door trim		ND	PLM, non-detect	NF	
EXT-21	Exterior door trim		ND	PLM, non-detect	NF	

Table 1 - Asbestos Survey Log and Bulk Asbestos Analytical Results

Client: WisDOT  
 Name: 1501 Liberty Avenue  
 Location: Beloit, Dane County  
 Project ID: 5340-01-20

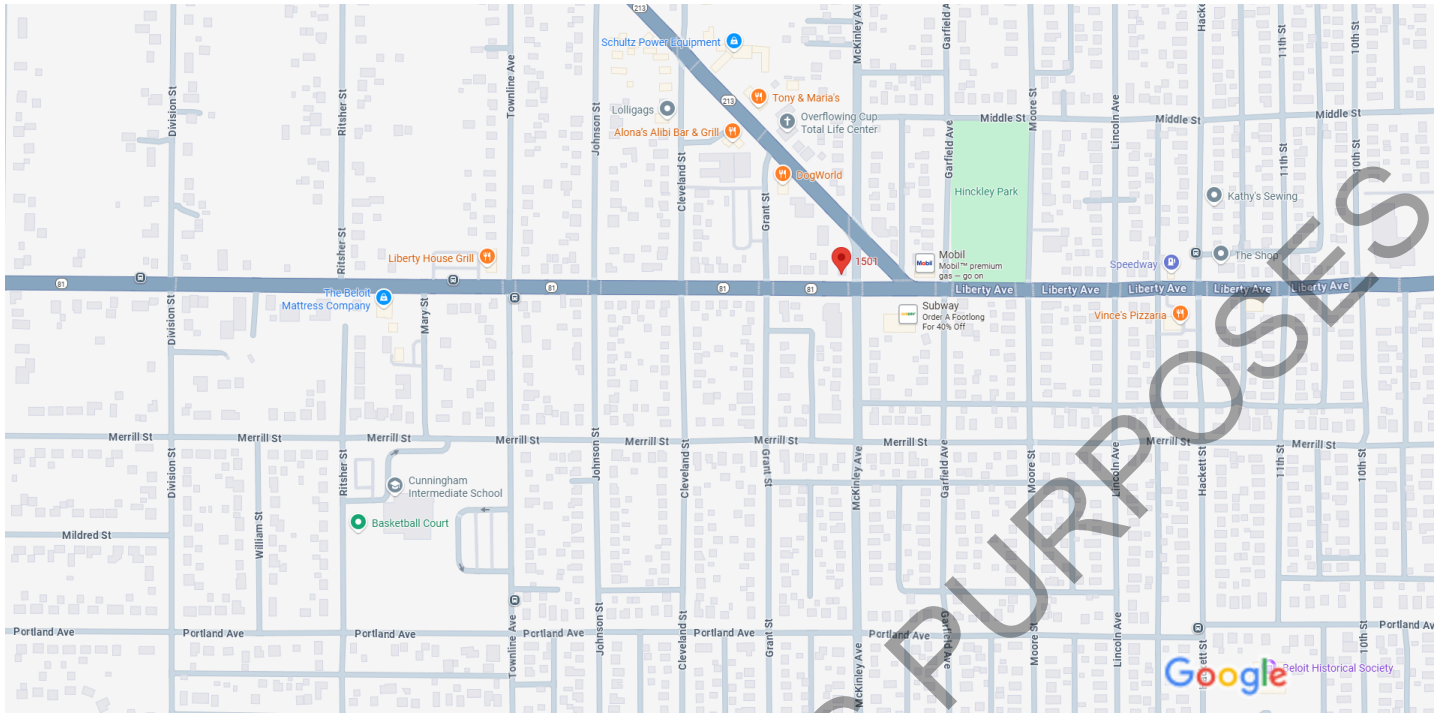
Project Number: 692682.0000.0000  
 Sample Collection Date: 9/16/2025  
 Samples Collected By: John Roelke, Tom Perkins  
 Asbestos Inspector Number: AI-119523, AI-252595

Sample Number	Sample Location	Sample Description	Condition (ND, D, or SD)	Analytical Method and Results	Friability (NF or F)	Quantity
EXT-22	South roof seam	Gray caulk	ND	PLM, 10%	NF	20 SF
EXT-23	South roof seam		ND	NA/PS	NF	
EXT-24	South roof seam		ND	NA/PS	NF	
EXT-25	South door trim	Gray/black caulk	ND	PLM, 5%	NF	8 SF
EXT-26	South window trim		ND	NA/PS	NF	
EXT-27	West chimney seam		ND	NA/PS	NF	
EXT-28	West basement window	White window glazing	ND	PLM, non-detect	F	0
EXT-29	West basement window		ND	PLM, non-detect	F	
EXT-30	West basement window		ND	PLM, non-detect	F	
EXT-31	Exterior chimney	Gray mortar (layer 1) Red brick (layer 2)	ND	PLM, non-detect all layers	NF	0
EXT-32	Exterior chimney		ND	PLM, non-detect all layers	NF	
EXT-33	Exterior chimney		ND	PLM, non-detect all layers	NF	
<b>Inaccessible Materials</b>						
Various roofing materials (excludes asphalt shingle and underlayment layers that are consistent with already sampled materials)		Upper portion of house roof	Assumed Positive ACM		NA	NA

Notes:  
 NF = Non-friable  
 F = Friable  
 PLM = Polarized Light Microscopy  
 NA/PS = Not Analyzed, Positive Stop  
 SF = square feet

1. Inspection was completed following WisDOT standard sampling procedure for bridge inspections found in FDM 21-35-45.  
 Condition Description:  
 ND: Not Damaged - the material shows no visible damage or deterioration, or shows only limited damage or deterioration.  
 D: Damaged - the material is friable that has deteriorated or sustained physical damage.  
 SD: Significantly Damaged - the material is friable that has sustained extensive or severe damage.

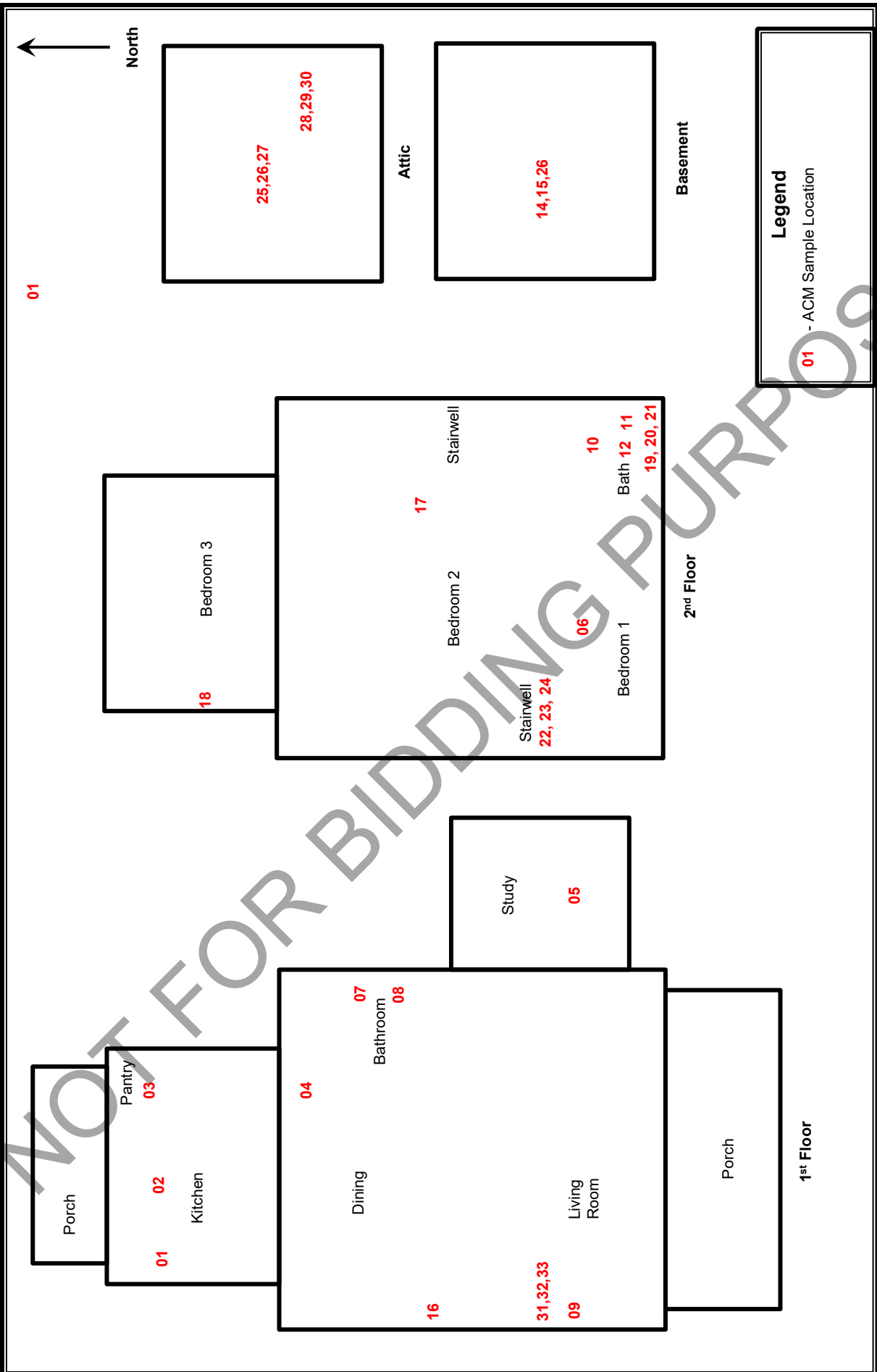
Figure 1: Site Location Map



Map data ©2025 Google 200 ft



1501 Liberty Avenue, Beloit




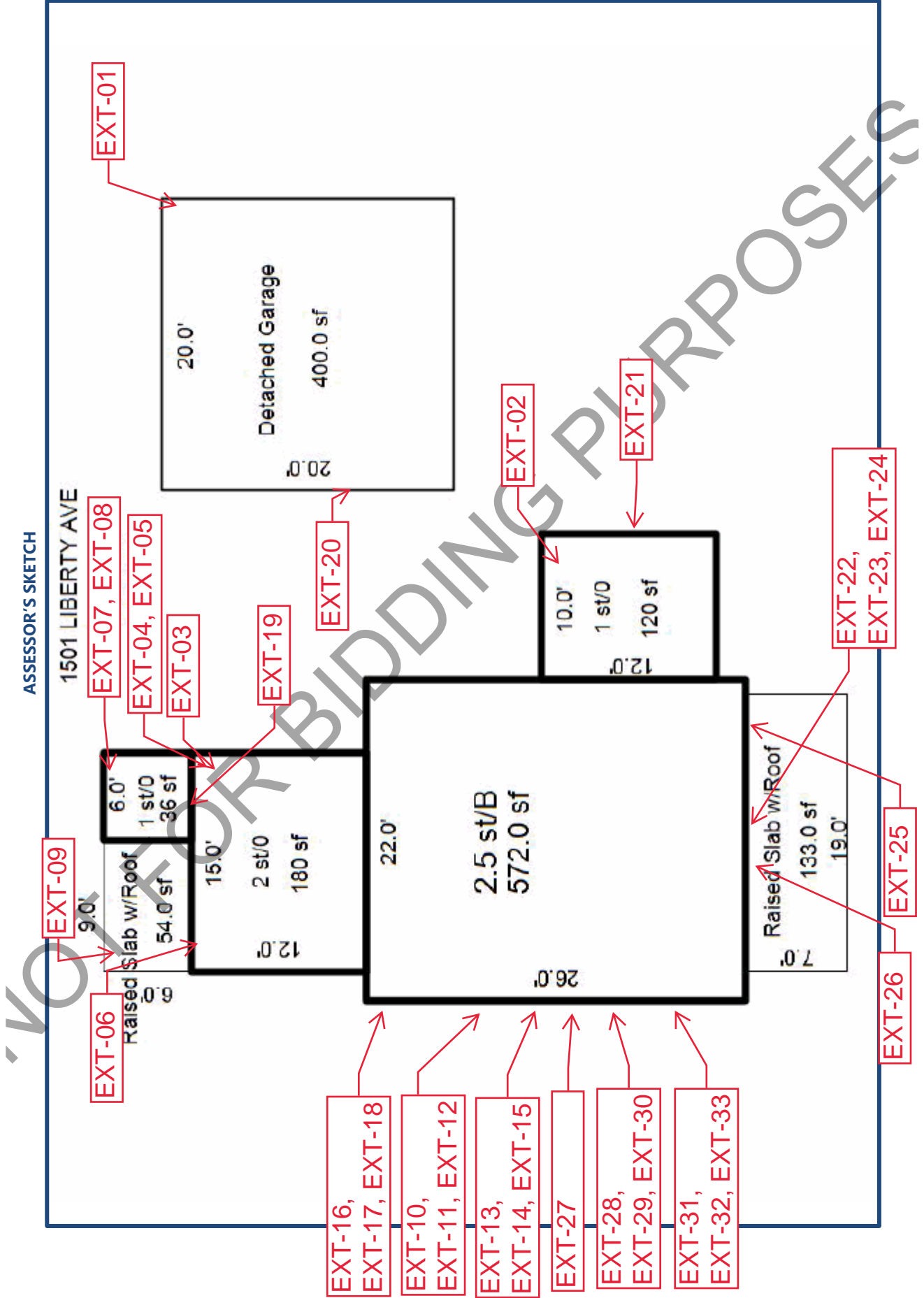
 <p>Project No. _692682_</p>	<p>WisDOT 1501 Liberty Ave. Beloit, WI</p>	<p>Figure 2: Asbestos Sample Locations – Building Interior</p>	<p>Date: 9/16/25 Tom Perkins Asbestos Inspector WI License No. AI-252595</p>
---	--	--	--

Figure 3: Asbestos Sample Locations - Building Exterior




## Appendix A: Inspection Photographs

NOT FOR BIDDING PURPOSES


## Photographic Log

<b>Client Name:</b> Wisconsin Department of Transportation		<b>Site Location:</b> 1501 Liberty Avenue, Beloit, Rock County	<b>Project No.:</b> WisDOT ID: 5340-01-20 TRC: 692682.0000
<b>Photo No.</b> 1	<b>Date</b> 9/16/2025		
<b>Description</b> Looking northeast at house			

<b>Photo No.</b> 2	<b>Date</b> 9/16/2025		
<b>Description</b> Looking northwest at house			

## Photographic Log


<b>Client Name:</b> Wisconsin Department of Transportation		<b>Site Location:</b> 1501 Liberty Avenue, Beloit, Rock County	<b>Project No.:</b> WisDOT ID: 5340-01-20 TRC: 692682.0000
<b>Photo No.</b> 3	<b>Date</b> 9/16/2025		
<b>Description</b> East side of house			

<b>Photo No.</b> 4	<b>Date</b> 9/16/2025		
<b>Description</b> East side of house			


NOT FOR


## Photographic Log

<b>Client Name:</b>		<b>Site Location:</b>	<b>Project No.:</b>
Wisconsin Department of Transportation		1501 Liberty Avenue, Beloit, Rock County	WisDOT ID: 5340-01-20 TRC: 692682.0000
<b>Photo No.</b>	<b>Date</b>		
5	9/16/2025		
<b>Description</b>			
Looking south along west side of house			


<b>Photo No.</b>	<b>Date</b>	
6	9/16/2025	
<b>Description</b>		
North side of house entrance		


## Photographic Log

<b>Client Name:</b>		<b>Site Location:</b>	<b>Project No.:</b>
Wisconsin Department of Transportation		1501 Liberty Avenue, Beloit, Rock County	WisDOT ID: 5340-01-20 TRC: 692682.0000
<b>Photo No.</b>	<b>Date</b>		
7	9/16/2025		
<b>Description</b>			
Stairway to basement			

<b>Photo No.</b>	<b>Date</b>		
8	9/16/2025		
<b>Description</b>			
Kitchen			


## Photographic Log

<b>Client Name:</b>		<b>Site Location:</b>	<b>Project No.:</b>
Wisconsin Department of Transportation		1501 Liberty Avenue, Beloit, Rock County	WisDOT ID: 5340-01-20 TRC: 692682.0000
<b>Photo No.</b>	<b>Date</b>		
9	9/16/2025		
<b>Description</b>			
Kitchen			

<b>Photo No.</b>	<b>Date</b>		
10	9/16/2025		
<b>Description</b>			
Pantry			

## Photographic Log

<b>Client Name:</b>		<b>Site Location:</b>	<b>Project No.:</b>
Wisconsin Department of Transportation		1501 Liberty Avenue, Beloit, Rock County	WisDOT ID: 5340-01-20 TRC: 692682.0000
<b>Photo No.</b>	<b>Date</b>		
11	9/16/2025		
<b>Description</b>			
Dining room with living room in the background			


<b>Photo No.</b>		<b>Date</b>	
12		9/16/2025	
<b>Description</b>			
Living room			


## Photographic Log

<b>Client Name:</b>		<b>Site Location:</b>	<b>Project No.:</b>
Wisconsin Department of Transportation		1501 Liberty Avenue, Beloit, Rock County	WisDOT ID: 5340-01-20 TRC: 692682.0000
<b>Photo No.</b>	<b>Date</b>		
13	9/16/2025		
<b>Description</b>			
1 <sup>st</sup> floor study			

<b>Photo No.</b>	<b>Date</b>	
14	9/16/2025	
<b>Description</b>		
1 <sup>st</sup> floor bathroom		


**Photographic Log**

<b>Client Name:</b> Wisconsin Department of Transportation		<b>Site Location:</b> 1501 Liberty Avenue, Beloit, Rock County	<b>Project No.:</b> WisDOT ID: 5340-01-20 TRC: 692682.0000
<b>Photo No.</b> 15	<b>Date</b> 9/16/2025		<p align="center">NOT FOR BIDDING PURPOSES</p>
<b>Description</b> 1 <sup>st</sup> floor bathroom			

<b>Photo No.</b> 16	<b>Date</b> 9/16/2025		<p align="center">NOT FOR BIDDING PURPOSES</p>
<b>Description</b> 1 <sup>st</sup> floor bathroom			

**Photographic Log**

<b>Client Name:</b> Wisconsin Department of Transportation		<b>Site Location:</b> 1501 Liberty Avenue, Beloit, Rock County	<b>Project No.:</b> WisDOT ID: 5340-01-20 TRC: 692682.0000
<b>Photo No.</b> 17	<b>Date</b> 9/16/2025		
<b>Description</b> 1 <sup>st</sup> floor closet			

<b>Photo No.</b> 18	<b>Date</b> 9/16/2025		
<b>Description</b> Stairway to 2 <sup>nd</sup> floor			

NOT FOR BIDDING PURPOSES

**Photographic Log**

<b>Client Name:</b> Wisconsin Department of Transportation	<b>Site Location:</b> 1501 Liberty Avenue, Beloit, Rock County	<b>Project No.:</b> WisDOT ID: 5340-01-20 TRC: 692682.0000
---	--	--

<b>Photo No.</b>	<b>Date</b>
19	9/16/2025

**Description**  
2<sup>nd</sup> floor open space/bedroom 2



<b>Photo No.</b>	<b>Date</b>
20	9/16/2025

**Description**  
2<sup>nd</sup> floor open space




**Photographic Log**


<b>Client Name:</b> Wisconsin Department of Transportation		<b>Site Location:</b> 1501 Liberty Avenue, Beloit, Rock County	<b>Project No.:</b> WisDOT ID: 5340-01-20 TRC: 692682.0000
<b>Photo No.</b> 21	<b>Date</b> 9/16/2025		
<b>Description</b> 2 <sup>nd</sup> floor bathroom			

<b>Photo No.</b> 22	<b>Date</b> 9/16/2025		
<b>Description</b> 2 <sup>nd</sup> floor closet			


NOT FOR BIDDING PURPOSES

**Photographic Log**

<b>Client Name:</b> Wisconsin Department of Transportation		<b>Site Location:</b> 1501 Liberty Avenue, Beloit, Rock County	<b>Project No.:</b> WisDOT ID: 5340-01-20 TRC: 692682.0000
<b>Photo No.</b> 23	<b>Date</b> 9/16/2025		
<b>Description</b> 2 <sup>nd</sup> floor bedroom 1			


<b>Photo No.</b> 24	<b>Date</b> 9/16/2025	
<b>Description</b> 2 <sup>nd</sup> floor bedroom 3		


**Photographic Log**

<b>Client Name:</b> Wisconsin Department of Transportation		<b>Site Location:</b> 1501 Liberty Avenue, Beloit, Rock County	<b>Project No.:</b> WisDOT ID: 5340-01-20 TRC: 692682.0000
<b>Photo No.</b> 25	<b>Date</b> 9/16/2025		
<b>Description</b> Flat roof / 2 <sup>nd</sup> story porch off of bedroom 3			


<b>Photo No.</b> 26	<b>Date</b> 9/16/2025		
<b>Description</b> Stairway to 3 <sup>rd</sup> floor/attic			

Photographic Log

<b>Client Name:</b> Wisconsin Department of Transportation		<b>Site Location:</b> 1501 Liberty Avenue, Beloit, Rock County	<b>Project No.:</b> WisDOT ID: 5340-01-20 TRC: 692682.0000
<b>Photo No.</b> 27	<b>Date</b> 9/16/2025		
<b>Description</b> 3 <sup>rd</sup> floor/attic			


<b>Photo No.</b> 28	<b>Date</b> 9/16/2025		
<b>Description</b> 3 <sup>rd</sup> floor/attic			

**Photographic Log**

<b>Client Name:</b> Wisconsin Department of Transportation		<b>Site Location:</b> 1501 Liberty Avenue, Beloit, Rock County	<b>Project No.:</b> WisDOT ID: 5340-01-20 TRC: 692682.0000
<b>Photo No.</b> 29	<b>Date</b> 9/16/2025		
<b>Description</b> Basement			


<b>Photo No.</b> 30	<b>Date</b> 9/16/2025		
<b>Description</b> Basement			


**Photographic Log**

<b>Client Name:</b> Wisconsin Department of Transportation		<b>Site Location:</b> 1501 Liberty Avenue, Beloit, Rock County	<b>Project No.:</b> WisDOT ID: 5340-01-20 TRC: 692682.0000
<b>Photo No.</b> 31	<b>Date</b> 9/16/2025		
<b>Description</b> Basement			

<b>Photo No.</b> 32	<b>Date</b> 9/16/2025		
<b>Description</b> Basement			


**Photographic Log**


<b>Client Name:</b> Wisconsin Department of Transportation		<b>Site Location:</b> 1501 Liberty Avenue, Beloit, Rock County	<b>Project No.:</b> WisDOT ID: 5340-01-20 TRC: 692682.0000
<b>Photo No.</b> 33	<b>Date</b> 9/16/2025		
<b>Description</b> Basement			

<b>Photo No.</b> 34	<b>Date</b> 9/16/2025		
<b>Description</b> Basement			


NOT FOR

Photographic Log

<b>Client Name:</b> Wisconsin Department of Transportation		<b>Site Location:</b> 1501 Liberty Avenue, Beloit, Rock County	<b>Project No.:</b> WisDOT ID: 5340-01-20 TRC: 692682.0000
<b>Photo No.</b> 35	<b>Date</b> 9/16/2025		
<b>Description</b> Basement			


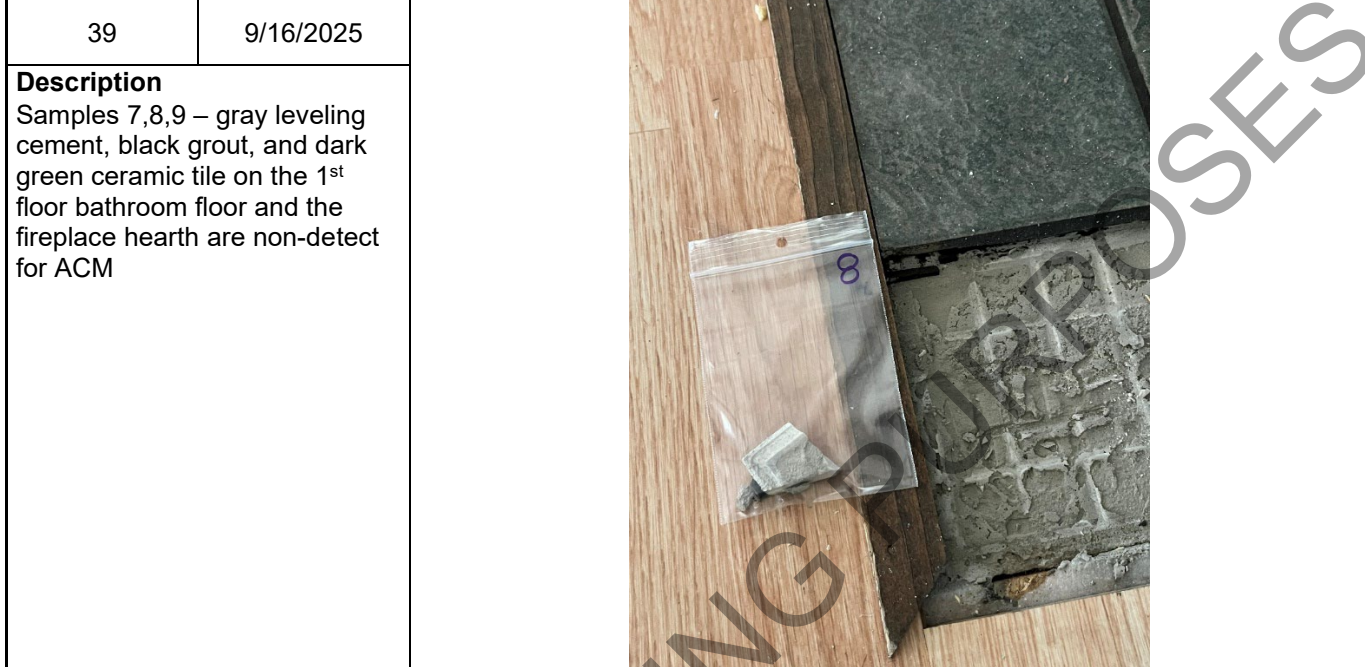
<b>Photo No.</b> 36	<b>Date</b> 9/16/2025		
<b>Description</b> Basement			

**Photographic Log**

<b>Client Name:</b> Wisconsin Department of Transportation		<b>Site Location:</b> 1501 Liberty Avenue, Beloit, Rock County	<b>Project No.:</b> WisDOT ID: 5340-01-20 TRC: 692682.0000
<b>Photo No.</b> 37	<b>Date</b> 9/16/2025		<p><b>Description</b> Samples 1,2,3 – colorless adhesive, black backing and gray wood grain pattern laminate flooring in the kitchen and pantry are non-detect for ACM</p>


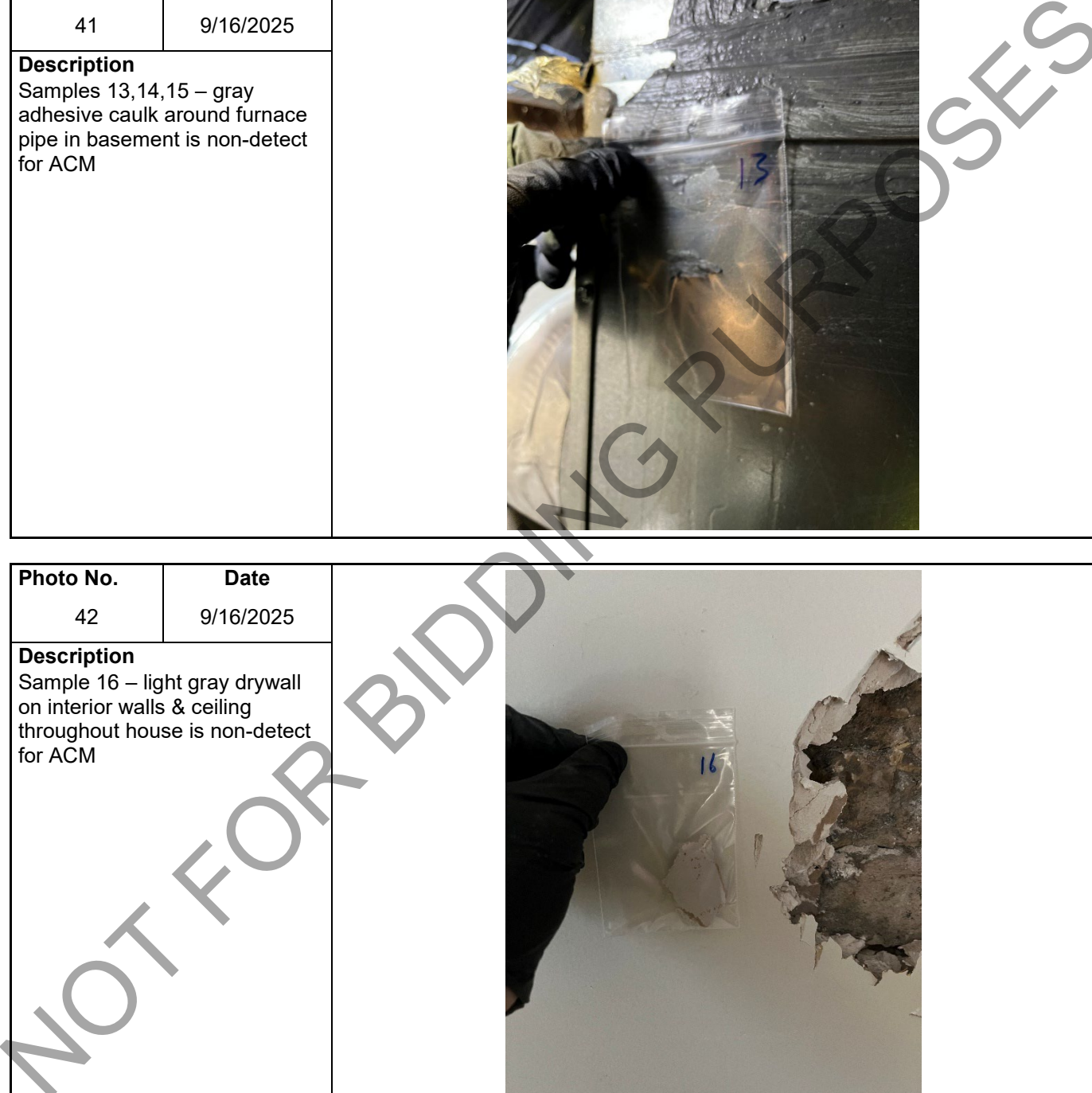
<b>Photo No.</b> 38	<b>Date</b> 9/16/2025		<p><b>Description</b> Samples 4,5,6 – white foam barrier and brown wood grain pattern laminate flooring in dining room, living room, study, and bedrooms 1-3 are non-detect for ACM</p>
------------------------	--------------------------	--	---

**Photographic Log**

<b>Client Name:</b> Wisconsin Department of Transportation		<b>Site Location:</b> 1501 Liberty Avenue, Beloit, Rock County	<b>Project No.:</b> WisDOT ID: 5340-01-20 TRC: 692682.0000
<b>Photo No.</b> 39	<b>Date</b> 9/16/2025		
<b>Description</b> Samples 7,8,9 – gray leveling cement, black grout, and dark green ceramic tile on the 1 <sup>st</sup> floor bathroom floor and the fireplace hearth are non-detect for ACM			


<b>Photo No.</b> 40	<b>Date</b> 9/16/2025		
<b>Description</b> Samples 10,11,12 – gray backing, white mesh, gray grout, and white ceramic tile in the 2 <sup>nd</sup> floor bathroom are non-detect for ACM			


**Photographic Log**

<b>Client Name:</b> Wisconsin Department of Transportation		<b>Site Location:</b> 1501 Liberty Avenue, Beloit, Rock County	<b>Project No.:</b> WisDOT ID: 5340-01-20 TRC: 692682.0000
<b>Photo No.</b> 41	<b>Date</b> 9/16/2025		
<b>Description</b> Samples 13,14,15 – gray adhesive caulk around furnace pipe in basement is non-detect for ACM			

<b>Photo No.</b> 42	<b>Date</b> 9/16/2025		
<b>Description</b> Sample 16 – light gray drywall on interior walls & ceiling throughout house is non-detect for ACM			


**Photographic Log**


<b>Client Name:</b> Wisconsin Department of Transportation		<b>Site Location:</b> 1501 Liberty Avenue, Beloit, Rock County	<b>Project No.:</b> WisDOT ID: 5340-01-20 TRC: 692682.0000
<b>Photo No.</b> 43	<b>Date</b> 9/16/2025		<p align="center"><b>Description</b> Sample 17 – white joint compound and gray drywall on interior walls &amp; ceiling throughout house are non-detect for ACM</p>

<b>Photo No.</b> 44	<b>Date</b> 9/16/2025		<p align="center"><b>Description</b> Sample 18 – white drywall on interior walls &amp; ceiling throughout house is non-detect for ACM</p>
------------------------	--------------------------	--	---


NOT FOR BIDDING PURPOSES


**Photographic Log**

<b>Client Name:</b> Wisconsin Department of Transportation		<b>Site Location:</b> 1501 Liberty Avenue, Beloit, Rock County	<b>Project No.:</b> WisDOT ID: 5340-01-20 TRC: 692682.0000
<b>Photo No.</b> 45	<b>Date</b> 9/16/2025		
<b>Description</b> Sample 19,20,21 – gray leveling cement, gray grout, and white ceramic tile in 2 <sup>nd</sup> floor bathroom are non-detect for ACM			


<b>Photo No.</b> 46	<b>Date</b> 9/16/2025		
<b>Description</b> Samples 22,23,24 – white plaster in attic stairwell is non-detect for ACM			


**Photographic Log**

<b>Client Name:</b> Wisconsin Department of Transportation		<b>Site Location:</b> 1501 Liberty Avenue, Beloit, Rock County	<b>Project No.:</b> WisDOT ID: 5340-01-20 TRC: 692682.0000
<b>Photo No.</b> 47	<b>Date</b> 9/16/2025		
<b>Description</b> Samples 25,26,27 – yellow/white/green pad and blue carpet on attic floor are non-detect for ACM			


<b>Photo No.</b> 48	<b>Date</b> 9/16/2025	
<b>Description</b> Samples 28,29,30 – tan carpet on attic floor is non-detect for ACM		

**Photographic Log**

<b>Client Name:</b> Wisconsin Department of Transportation		<b>Site Location:</b> 1501 Liberty Avenue, Beloit, Rock County	<b>Project No.:</b> WisDOT ID: 5340-01-20 TRC: 692682.0000
<b>Photo No.</b> 49	<b>Date</b> 9/16/2025		
<b>Description</b> Samples 31,32,33 – gray mortar and gray brick on fireplace in living room are non-detect for ACM			


<b>Photo No.</b> 50	<b>Date</b> 9/16/2025	
<b>Description</b> Fiberglass insulation in attic is not suspect ACM		


**Photographic Log**

<b>Client Name:</b> Wisconsin Department of Transportation		<b>Site Location:</b> 1501 Liberty Avenue, Beloit, Rock County	<b>Project No.:</b> WisDOT ID: 5340-01-20 TRC: 692682.0000
<b>Photo No.</b> 51	<b>Date</b> 9/16/2025		
<b>Description</b> Fiberglass insulation in attic is not suspect ACM			


<b>Photo No.</b> 52	<b>Date</b> 9/16/2025	
<b>Description</b> Garage		

**Photographic Log**

<b>Client Name:</b> Wisconsin Department of Transportation		<b>Site Location:</b> 1501 Liberty Avenue, Beloit, Rock County	<b>Project No.:</b> WisDOT ID: 5340-01-20 TRC: 692682.0000
<b>Photo No.</b> 53	<b>Date</b> 9/16/2025		
<b>Description</b> Garage			

<b>Photo No.</b> 54	<b>Date</b> 9/16/2025	
<b>Description</b> Interior of garage		


Photographic Log

<b>Client Name:</b> Wisconsin Department of Transportation		<b>Site Location:</b> 1501 Liberty Avenue, Beloit, Rock County	<b>Project No.:</b> WisDOT ID: 5340-01-20 TRC: 692682.0000
<b>Photo No.</b> 55	<b>Date</b> 9/16/2025		
<b>Description</b> Interior of garage			

<b>Photo No.</b> 56	<b>Date</b> 9/16/2025		
<b>Description</b> Interior of garage			


NOT FOR

**Photographic Log**

<b>Client Name:</b> Wisconsin Department of Transportation		<b>Site Location:</b> 1501 Liberty Avenue, Beloit, Rock County	<b>Project No.:</b> WisDOT ID: 5340-01-20 TRC: 692682.0000
<b>Photo No.</b> 57	<b>Date</b> 9/16/2025		
<b>Description</b> Interior of garage			

<b>Photo No.</b> 58	<b>Date</b> 9/16/2025	
<b>Description</b> Sample EXT-01 – black roofing paper and black asphalt shingles on garage roof are non-detect for ACM		


**Photographic Log**

<b>Client Name:</b> Wisconsin Department of Transportation		<b>Site Location:</b> 1501 Liberty Avenue, Beloit, Rock County	<b>Project No.:</b> WisDOT ID: 5340-01-20 TRC: 692682.0000
<b>Photo No.</b> 59	<b>Date</b> 9/16/2025		
<b>Description</b> Samples EXT-02, EXT-03 – black roofing paper and black asphalt shingles on house roof are non-detect for ACM			

<b>Photo No.</b> 60	<b>Date</b> 9/16/2025		
<b>Description</b> Samples EXT-04, EXT-05, EXT-06 – black roofing paper and black/white/gray asphalt shingles on house roof are non-detect for ACM			


NOT FOR BIDDING

**Photographic Log**

<b>Client Name:</b> Wisconsin Department of Transportation		<b>Site Location:</b> 1501 Liberty Avenue, Beloit, Rock County	<b>Project No.:</b> WisDOT ID: 5340-01-20 TRC: 692682.0000
<b>Photo No.</b> 61	<b>Date</b> 9/16/2025		
<b>Description</b> Samples EXT-07, EXT-08, EXT-09 – yellow adhesive, black roofing membrane, and gray sealant on house flat roof are non-detect for ACM			


<b>Photo No.</b> 62	<b>Date</b> 9/16/2025		
<b>Description</b> Samples EXT-10, EXT-11, EXT-12 – white/gray mortar/gravel on house exterior west wall is non-detect for ACM			

**Photographic Log**

<b>Client Name:</b> Wisconsin Department of Transportation		<b>Site Location:</b> 1501 Liberty Avenue, Beloit, Rock County	<b>Project No.:</b> WisDOT ID: 5340-01-20 TRC: 692682.0000
<b>Photo No.</b> 63	<b>Date</b> 9/16/2025		<p><b>Description</b> Samples EXT-13, EXT-14, EXT-15 – gray mortar on house exterior wall is non-detect for ACM</p>


<b>Photo No.</b> 64	<b>Date</b> 9/16/2025		<p><b>Description</b> Samples EXT-16, EXT-17, EXT-18 – black backing and white vapor barrier on house exterior wall are non-detect for ACM</p>
------------------------	--------------------------	--	--

Photographic Log

<b>Client Name:</b> Wisconsin Department of Transportation		<b>Site Location:</b> 1501 Liberty Avenue, Beloit, Rock County	<b>Project No.:</b> WisDOT ID: 5340-01-20 TRC: 692682.0000
<b>Photo No.</b> 65	<b>Date</b> 9/16/2025		
<b>Description</b> Samples EXT-19, EXT-20, EXT-21 – white caulk along exterior door trim is non-detect for ACM			


<b>Photo No.</b> 66	<b>Date</b> 9/16/2025		
<b>Description</b> Samples EXT-22, EXT-23, EXT-24 – gray caulk along south roof seam contains 10% Cat. I non-friable ACM			


**Photographic Log**

<b>Client Name:</b> Wisconsin Department of Transportation		<b>Site Location:</b> 1501 Liberty Avenue, Beloit, Rock County	<b>Project No.:</b> WisDOT ID: 5340-01-20 TRC: 692682.0000
<b>Photo No.</b> 67	<b>Date</b> 9/16/2025		
<b>Description</b> Sample EXT-25 – gray/black caulk along south door trim contains 5% Cat. I non-friable ACM			

<b>Photo No.</b> 68	<b>Date</b> 9/16/2025		
<b>Description</b> Sample EXT-26 – gray/black caulk along south window trim contains 5% Cat. I non-friable ACM			

**Photographic Log**

<b>Client Name:</b> Wisconsin Department of Transportation		<b>Site Location:</b> 1501 Liberty Avenue, Beloit, Rock County	<b>Project No.:</b> WisDOT ID: 5340-01-20 TRC: 692682.0000
<b>Photo No.</b> 69	<b>Date</b> 9/16/2025		
<b>Description</b> Sample EXT-27 – gray/black caulk along chimney contains 5% Cat. I non-friable ACM  Samples EXT-31, EXT-32, EXT-33 – gray mortar and red brick on chimney are non-detect for ACM			

<b>Photo No.</b> 70	<b>Date</b> 9/16/2025	
<b>Description</b> Sample EXT-28, EXT-29, EXT-30 – white window glazing on west basement windows is non-detect for ACM		

**Appendix B: Laboratory Analytical Results**

NOT FOR BIDDING PURPOSES

**BULK ASBESTOS ANALYSIS REPORT**

CLIENT: Wisconsin Department of Transportation

Lab Log #: 0068175

Project #: 692682.0000.0000

Date Received: 09/26/2025

Date Analyzed: 09/29/2025

Site: 1501 Liberty Avenue, Beloit, WI

**POLARIZED LIGHT MICROSCOPY by EPA 600/R-93/116**

Sample No.	Sample Location	Homogeneous Material Description	Other Matrix Materials	Asbestos %	Asbestos Type
1	Kitchen & Pantry	LAYER 1 Colorless adhesive	---	ND	None
1		LAYER 2 Black backing	---	ND	None
1		LAYER 3 Grey wood grain pattern laminate flooring	---	ND	None
2	Kitchen & Pantry	LAYER 1 Colorless adhesive	---	ND	None
2		LAYER 2 Black backing	---	ND	None
2		LAYER 3 Grey wood grain pattern laminate flooring	---	ND	None
3	Kitchen & Pantry	LAYER 1 Colorless adhesive	---	ND	None
3		LAYER 2 Black backing	---	ND	None
3		LAYER 3 Grey wood grain pattern laminate flooring	---	ND	None
4	Dining, Living Rooms, Study, Bedrooms 1, 2 & 3	LAYER 1 White foam barrier	---	ND	None
4		LAYER 2 Brown wood grain pattern laminate flooring	99% cellulose	ND	None
5	Dining, Living Rooms, Study, Bedrooms 1, 2 & 3	LAYER 1 White foam barrier	---	ND	None
5		LAYER 2 Brown wood grain pattern laminate flooring	99% cellulose	ND	None
6	Dining, Living Rooms, Study, Bedrooms 1, 2 & 3	LAYER 1 White foam barrier	---	ND	None
6		LAYER 2 Brown wood grain pattern laminate flooring	99% cellulose	ND	None

TRC LABORATORY ASBESTOS ANALYTICAL ACCREDITATIONS

NVLAP Lab Code 101424-0  
 RI #PLM00007 TX #300354  
 CO# AL-21772

AIHA LAP #100122  
 VT #An-000020  
 LA#05011

CT #PH-0426  
 VA #3333 000283  
 PA#68-03387

ME LB-0071  
 AZ #AZ0944  
 PHIL#ALL-461

MA #AA000052  
 HI #L-09-004

NY #10980  
 NV #CT00004  
 WA #C1071  
 WV #000622  
 CA #2907

**POLARIZED LIGHT MICROSCOPY by EPA 600/R-93/116**

Sample No.	Sample Location	Homogeneous Material Description	Other Matrix Materials	Asbestos %	Asbestos Type
7	1st Floor Bathroom & Fireplace Hearth	LAYER 1 Grey leveling cement	---	ND	None
7		LAYER 2 Black grout	---	ND	None
7		LAYER 3 Dark Green 13"x13" ceramic tile	---	ND	None
8	1st Floor Bathroom & Fireplace Hearth	LAYER 1 Grey leveling cement	---	ND	None
8		LAYER 2 Black grout	---	ND	None
8		LAYER 3 Dark Green 13"x13" ceramic tile	---	ND	None
9	1st Floor Bathroom & Fireplace Hearth	LAYER 1 Grey leveling cement	---	ND	None
9		LAYER 2 Black grout	---	ND	None
9		LAYER 3 Dark Green 13"x13" ceramic tile	---	ND	None
10	2nd Floor Bathroom	LAYER 1 Grey backing	90% cellulose	ND	None
10		LAYER 2 White mesh	99% synthetic fiber	ND	None
10		LAYER 3 Grey grout	---	ND	None
10		LAYER 4 White ceramic tile	---	ND	None
11	2nd Floor Bathroom	LAYER 1 Grey backing	90% cellulose	ND	None
11		LAYER 2 White mesh	99% synthetic fiber	ND	None
11		LAYER 3 Grey grout	---	ND	None
11		LAYER 4 White ceramic tile	---	ND	None
12	2nd Floor Bathroom	LAYER 1 Grey backing	90% cellulose	ND	None
12		LAYER 2 White mesh	99% synthetic fiber	ND	None
12		LAYER 3 Grey grout	---	ND	None
12		LAYER 4 White ceramic tile	---	ND	None
13	Furnace, Basement	Grey adhesive caulk	---	ND	None
14	Furnace, Basement	Grey adhesive caulk	---	ND	None
15	Furnace, Basement	Grey adhesive caulk	---	ND	None

**TRC LABORATORY ASBESTOS ANALYTICAL ACCREDITATIONS**

NVLAP Lab Code 101424-0  
 RI #PLM00007 TX #300354  
 CO# AL-21772

AIHA LAP #100122  
 VT #An-000020  
 LA#05011

CT #PH-0426  
 VA #3333 000283  
 PA#68-03387

ME LB-0071  
 AZ #AZ0944  
 PHIL#ALL-461

MA #AA000052  
 HI #L-09-004

NY #10980  
 NV #CT00004  
 WA #C1071  
 WV #000622  
 CA #2907



**POLARIZED LIGHT MICROSCOPY by EPA 600/R-93/116**

Sample No.	Sample Location	Homogeneous Material Description	Other Matrix Materials	Asbestos %	Asbestos Type
16	Interior Walls & Ceilings	Light Grey drywall	2% cellulose	ND	None
17	Interior Walls & Ceilings	LAYER 1 White joint compound	---	ND	None
17		LAYER 2 Grey drywall	2% cellulose	ND	None
18	Interior Walls & Ceilings	White drywall	2% cellulose	ND	None
19	2nd Floor Bathroom	LAYER 1 Grey leveling compound	---	ND	None
19		LAYER 2 Grey grout	---	ND	None
19		LAYER 3 White 6"x 6" ceramic tile	---	ND	None
20	2nd Floor Bathroom	LAYER 1 Grey leveling compound	---	ND	None
20		LAYER 2 Grey grout	---	ND	None
20		LAYER 3 White 6"x 6" ceramic tile	---	ND	None
21	2nd Floor Bathroom	LAYER 1 Grey leveling compound	---	ND	None
21		LAYER 2 Grey grout	---	ND	None
21		LAYER 3 White 6"x 6" ceramic tile	---	ND	None
22	Attic Stairwell	White plaster	---	ND	None
23	Attic Stairwell	White plaster	---	ND	None
24	Attic Stairwell	White plaster	---	ND	None
25	Attic Floor	LAYER 1 Yellow/White/Green pad	---	ND	None
25		LAYER 2 Blue carpet	99% synthetic fiber	ND	None
26	Attic Floor	LAYER 1 Yellow/White/Green pad	---	ND	None
26		LAYER 2 Blue carpet	99% synthetic fiber	ND	None
27	Attic Floor	LAYER 1 Yellow/White/Green pad	---	ND	None
27		LAYER 2 Blue carpet	99% synthetic fiber	ND	None
28	Attic Floor	Tan carpet	99% synthetic fiber	ND	None

**TRC LABORATORY ASBESTOS ANALYTICAL ACCREDITATIONS**

NVLAP Lab Code 101424-0  
 RI #PLM00007 TX #300354  
 CO# AL-21772

AIHA LAP #100122  
 VT #An-000020  
 LA#05011

CT #PH-0426  
 VA #3333 000283  
 PA#68-03387

ME LB-0071  
 AZ #AZ0944  
 PHIL#ALL-461

MA #AA000052  
 HI #L-09-004

NY #10980  
 NV #CT00004  
 WA #C1071  
 WV #000622  
 CA #2907

**POLARIZED LIGHT MICROSCOPY by EPA 600/R-93/116**

Sample No.	Sample Location	Homogeneous Material Description	Other Matrix Materials	Asbestos %	Asbestos Type
29	Attic Floor	Tan carpet	99% synthetic fiber	ND	None
30	Attic Floor	Tan carpet	99% synthetic fiber	ND	None
31	Fireplace, Living Room	LAYER 1 Grey mortar	---	ND	None
31		LAYER 2 Grey brick	---	ND	None
32	Fireplace, Living Room	LAYER 1 Grey mortar	---	ND	None
32		LAYER 2 Grey brick	---	ND	None
33	Fireplace, Living Room	LAYER 1 Grey mortar	---	ND	None
33		LAYER 2 Grey brick	---	ND	None
EXT-01	Garage Roof	LAYER 1 Black roofing paper	80% cellulose	ND	None
EXT-01		LAYER 2 Black asphalt shingle	60% fibrous glass	ND	None
EXT-02	House Roof	LAYER 1 Black roofing paper	80% cellulose	ND	None
EXT-02		LAYER 2 Black asphalt shingle	60% fibrous glass	ND	None
EXT-03	House Roof- 2nd Layer	LAYER 1 Black roofing paper	80% cellulose	ND	None
EXT-03		LAYER 2 Black asphalt shingle	60% fibrous glass	ND	None
EXT-04	House Roof- 1st Layer	LAYER 1 Black roofing paper	80% cellulose	ND	None
EXT-04		LAYER 2 Black/White/Grey asphalt shingle	60% cellulose	ND	None
EXT-05	House Roof- 1st Layer	LAYER 1 Black roofing paper	80% cellulose	ND	None
EXT-05		LAYER 2 Black/White/Grey asphalt shingle	60% cellulose	ND	None
EXT-06	House Roof- 1st Layer	LAYER 1 Black roofing paper	80% cellulose	ND	None
EXT-06		LAYER 2 Black/White/Grey asphalt shingle	60% cellulose	ND	None
EXT-07	Flat Roof	LAYER 1 Yellow adhesive	---	ND	None
EXT-07		LAYER 2 Black roofing membrane	---	ND	None
EXT-07		LAYER 3 Grey sealant	---	ND	None

**TRC LABORATORY ASBESTOS ANALYTICAL ACCREDITATIONS**

NVLAP Lab Code 101424-0  
 RI #PLM00007 TX #300354  
 CO# AL-21772

AIHA LAP #100122  
 VT #An-000020  
 LA#05011

CT #PH-0426  
 VA #3333 000283  
 PA#68-03387

ME LB-0071  
 AZ #AZ0944  
 PHIL#ALL-461

MA #AA000052  
 HI #L-09-004

NY #10980  
 NV #CT00004  
 WA #C1071  
 WV #000622  
 CA #2907

**POLARIZED LIGHT MICROSCOPY by EPA 600/R-93/116**

Sample No.	Sample Location	Homogeneous Material Description	Other Matrix Materials	Asbestos %	Asbestos Type
EXT-08	Flat Roof	LAYER 1 Yellow adhesive	---	ND	None
EXT-08		LAYER 2 Black roofing membrane	---	ND	None
EXT-08		LAYER 3 Grey sealant	---	ND	None
EXT-09	Flat Roof	LAYER 1 Yellow adhesive	---	ND	None
EXT-09		LAYER 2 Black roofing membrane	---	ND	None
EXT-09		LAYER 3 Grey sealant	---	ND	None
EXT-10	West Exterior Wall	White/Grey mortar/gravel	---	ND	None
EXT-11	West Exterior Wall	White/Grey mortar/gravel	---	ND	None
EXT-12	West Exterior Wall	White/Grey mortar/gravel	---	ND	None
EXT-13	Exterior Wall	Grey mortar	---	ND	None
EXT-14	Exterior Wall	Grey mortar	---	ND	None
EXT-15	Exterior Wall	Grey mortar	---	ND	None
EXT-16	Exterior Wall	LAYER 1 Black backing	60% cellulose 10% synthetic fiber	ND	None
EXT-16		LAYER 2 White vapor barrier	90% synthetic fiber	ND	None
EXT-17	Exterior Wall	LAYER 1 Black backing	60% cellulose 10% synthetic fiber	ND	None
EXT-17		LAYER 2 White vapor barrier	90% synthetic fiber	ND	None
EXT-18	Exterior Wall	LAYER 1 Black backing	60% cellulose 10% synthetic fiber	ND	None
EXT-18		LAYER 2 White vapor barrier	90% synthetic fiber	ND	None
EXT-19	Exterior Trim	White caulk	---	ND	None
EXT-20	Exterior Trim	White caulk	---	ND	None
EXT-21	Exterior Trim	White caulk	---	ND	None
EXT-22	South Roof Seam	Grey caulk	---	10%	Chrysotile

**TRC LABORATORY ASBESTOS ANALYTICAL ACCREDITATIONS**

NVLAP Lab Code 101424-0  
 RI #PLM00007 TX #300354  
 CO# AL-21772

AIHA LAP #100122  
 VT #An-000020  
 LA#05011

CT #PH-0426  
 VA #3333 000283  
 PA#68-03387

ME LB-0071  
 AZ #AZ0944  
 PHIL#ALL-461

MA #AA000052  
 HI #L-09-004

NY #10980  
 NV #CT00004  
 WA #C1071  
 WV #000622  
 CA #2907



**POLARIZED LIGHT MICROSCOPY by EPA 600/R-93/116**

Sample No.	Sample Location	Homogeneous Material Description	Other Matrix Materials		Asbestos %	Asbestos Type
EXT-23	South Roof Seam	--	--		NA/PS	--
EXT-24	South Roof Seam	--	--		NA/PS	--
EXT-25	South Door Trim	Grey/Black caulk	60%	cellulose	5%	Chrysotile
EXT-26	South Window Trim	--	--		NA/PS	--
EXT-27	West Chimney Seam	--	--		NA/PS	--
EXT-28	West Basemet Window	White window glazing	--		ND	None
EXT-29	West Basemet Window	White window glazing	---		ND	None
EXT-30	West Basemet Window	White window glazing	---		ND	None
EXT-31	Exterior Chimney	LAYER 1 Grey mortar	---		ND	None
EXT-31		LAYER 2 Red brick	---		ND	None
EXT-32	Exterior Chimney	LAYER 1 Grey mortar	---		ND	None
EXT-32		LAYER 2 Red brick	---		ND	None
EXT-33	Exterior Chimney	LAYER 1 Grey mortar	---		ND	None
EXT-33		LAYER 2 Red brick	---		ND	None

NOT FOR BIDDING PURPOSES

**TRC LABORATORY ASBESTOS ANALYTICAL ACCREDITATIONS**

NVLAP Lab Code 101424-0  
 RI #PLM00007 TX #300354  
 CO# AL-21772

AIHA LAP #100122  
 VT #An-000020  
 LA#05011

CT #PH-0426  
 VA #3333 000283  
 PA#68-03387

ME LB-0071  
 AZ #AZ0944  
 PHIL#ALL-461

MA #AA000052  
 HI #L-09-004

NY #10980  
 NV #CT00004  
 WA #C1071  
 WV #000622  
 CA #2907

**POLARIZED LIGHT MICROSCOPY by EPA 600/R-93/116**


Sample No.	Sample Location	Homogeneous Material Description	Other Matrix Materials	Asbestos %	Asbestos Type
------------	-----------------	----------------------------------	------------------------	------------	---------------


ND - asbestos was not detected  
 Trace - asbestos was observed at level of 1% or less - This is the reporting limit  
 NA/PS - Not Analyzed / Positive Stop  
 SNA - Sample Not Analyzed- See Chain of Custody for details  
 Notes: Asbestos-Containing Material (ACM) is any material containing more than 1% asbestos

Note: Polarized-light microscopy is not consistently reliable in detecting asbestos in floor coverings and similar non-friable organically bound materials. In those cases, EPA recommends, and certain states (e.g. NY) require, that negative results be confirmed by quantitative transmission electron microscopy.

The Laboratory at TRC follows 18/01A EPA -- 40 CFR Appendix E to subpart E of Part 763, Interim Method of the Determination of Asbestos in Bulk Insulation Samples and 18/A03 EPA 600/R-93/116: Method for the Determination of Asbestos in Bulk Building Materials which utilize polarized light microscopy (PLM). Our analysts have completed an accredited course in asbestos identification. TRC's Laboratory is accredited under the National Voluntary Laboratory Accreditation Program (NVLAP), for Bulk Asbestos Fiber Analysis, NVLAP Code 101424-01. TRC is accredited by the AIHA Laboratory Accreditation Programs AIHA LAP (ID: LAP-100122) in the Industrial Hygiene Program (IHLAP) for PLM. Asbestos content is determined by visual estimate unless otherwise indicated. Quality Control is performed in-house on at least 10% of samples and QC data related to the samples is available upon written request from client.

This report shall not be reproduced, except in full, without the written approval of TRC. This report must not be used by the client to claim product endorsement by NVLAP or any agency of the U.S. Government. This report relates only to the items tested, as received by the laboratory.

Analyzed by:   
 Kathleen Williamson, Laboratory Manager

Reviewed by:   
 Najaat Bhura, Approved Signatory

**Date Issued**  
 09/29/2025

NOT FOR BIDDING PURPOSES

**TRC LABORATORY ASBESTOS ANALYTICAL ACCREDITATIONS**

NVLAP Lab Code 101424-0	AIHA LAP #100122	CT #PH-0426	ME LB-0071	MA #AA000052	NY #10980	WV #000622
RI #PLM00007 TX #300354	VT #An-000020	VA #3333 000283	AZ #AZ0944	HI #L-09-004	NV #CT00004	CA #2907
CO# AL-21772	LA#05011	PA#68-03387	PHIL#ALL-461		WA #C1071	

## **BID FORM INSTRUCTIONS**

(Please Read Carefully)

**Option A:** THE BIDDER INTENDS TO MAKE PAYMENT TO THE STATE OF WISCONSIN.

**Option B:** THE BIDDER INTENDS TO RECEIVE PAYMENT FROM THE STATE OF WISCONSIN.

1. Under the column entitled "Option A," insert the amount, if any, in numerals (dollars and cents) for each parcel that the bidder intends to pay the State of Wisconsin.
2. Under the column entitled "Option B," inset the amount, if any, in numerals (dollars and cents) for each parcel that the bidder intends to be paid by the State of Wisconsin.
3. A bid of \$0.00 is acceptable.
4. Bidder must bid on each parcel but only under one option per parcel.
5. A bid, which lists an amount under both options, will be considered an irregular bid and rejected.
6. Bidder must either leave blank or line out the blank under the option for which the bidder does not submit a bid.
7. The contract, if awarded, will be awarded based on the bid most favorable to the Department. A combined net bid is the difference between bids under Option A and Option B. Therefore, in the "Total Bid or Combined Net Bid" row on the Bid Proposal, if you bid under only one option for all parcels, enter the total amount. If you bid under Option A for some parcels and Option B for other parcels, enter the difference between the two bids. (Reference Article 6, Award of Contract)
8. The bid proposal shall remain completely intact when submitted.
9. A SEPARATE CERTIFIED CHECK, BANK'S DRAFT, BANK'S CHECK, OR POSTAL MONEY ORDER FOR THE BID AMOUNT IN THE "OPTION A" SUBTOTAL COLUMN SHALL BE ATTACHED TO THE BID PROPOSAL.
10. **PROPOSAL GUARANTY** (see Subsection 102.8 of the Standard Specifications). **ONE OF THE FOLLOWING NEEDS TO BE COMPLETED BY THE BIDDER AND RETURNED WITH THE BID PROPOSAL: (1)** a properly executed Bid Bond (form to be used is found near the front of this proposal – *do not* remove from bid proposal); **or (2)** a properly executed Annual Bid Bond (form to be used is found near the front of this proposal – *do not* remove from bid proposal); **or (3)** a separate certified check, bank's draft, bank's check, or postal money order in the amount of the proposal guaranty that is to be attached to the second page of this bid proposal under "Please Attach Proposal Guaranty Here."

Note: Deposit a valid surety bond with the department in the amount designated on the bond form covering both performance and payment. Submit the contract bond on a department-furnished form. This is also stated in standard spec 103.5.

**BID PROPOSAL**

Project I.D. 5340-01-20, Parcel 1, 1501 Liberty Avenue, City of Beloit, Rock County

<b>Project/Parcel Number</b>	<b>Option A – Contractor to Pay WisDOT</b>	<b>Option B – Contractor to Receive Payment from WisDOT</b>
5340-01-20 Parcel 1	\$	\$
	\$	\$
	\$	\$
	\$	\$
	\$	\$
<b>Option A Total:</b>	\$	////////////////////////////////////
		<b>Option B Total:</b> \$
		<b>Total Bid or Combined Net Bid</b> \$

PLEASE NOTE: A separate Certified Check, Bank's Draft, Bank's Check, or Postal Money Order for the Bid Amount in the "Option A" subtotal column shall be attached to this Bid Proposal – see *Bid Form Instructions for specific information.*

**Firm Name** \_\_\_\_\_ (\_\_\_\_\_) \_\_\_\_\_  
 Telephone Number with Area Code (where you can be reached during business hours)

**Check box** if Bidding Contractor is a Certified Asbestos Abatement Contractor and will perform the required asbestos removals under this contract, **OR** complete the following:

IF APPLICABLE:

I will use the following <b>Licensed Asbestos Abatement Subcontractor</b> to perform the required asbestos removal under this Contract:
<b>Name:</b>
<b>Address:</b>
<b>Phone:</b>

**PLEASE ATTACH ADDENDA HERE**

NOT FOR BIDDING PURPOSES