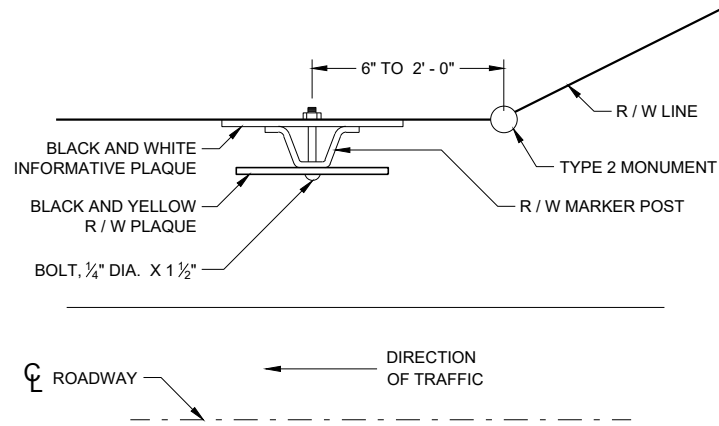
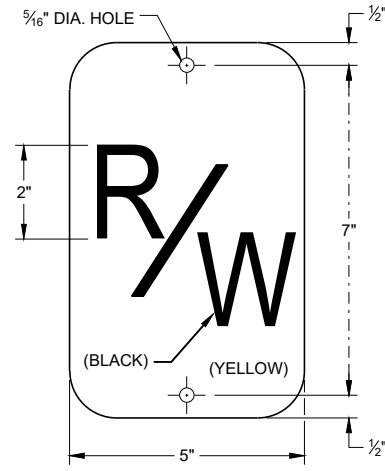




SDD 15A01-a Marker Post for Right-of-Way

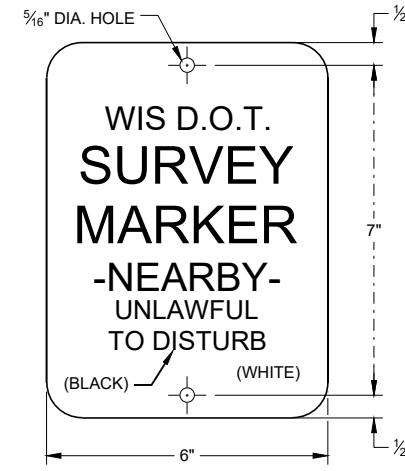


**PLAN VIEW
STEEL MARKER POST**



R / W PLAQUE

THE RIGHT-OF-WAY PLAQUE AND INFORMATIVE PLAQUE WILL BE FURNISHED BY THE WISCONSIN DEPARTMENT OF TRANSPORTATION.



INFORMATIVE PLAQUE

GENERAL NOTES

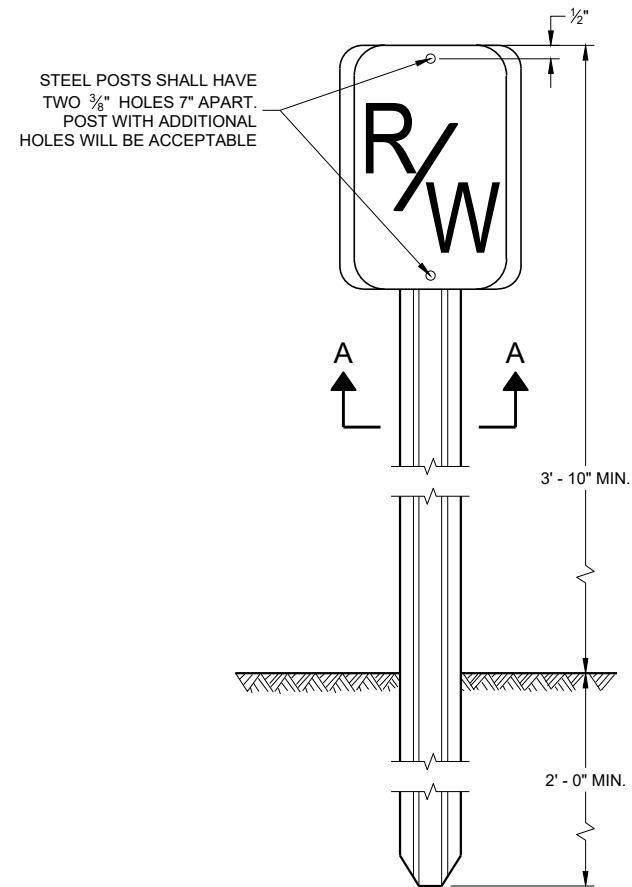
DETAILS OF CONSTRUCTION NOT SHOWN ON THIS DRAWING SHALL CONFORM TO THE PERTINENT REQUIREMENTS OF THE STANDARD SPECIFICATIONS AND THE APPLICABLE SPECIAL PROVISIONS.

A STEEL MARKER POST FOR RIGHT -OF-WAY SHALL BE PLACED IN THE RIGHT-OF-WAY WITH THE BACK OF THE POST ON THE LONGER RIGHT-OF-WAY TANGENT, 6 INCHES TO 24 INCHES FROM EACH TYPE 2 MONUMENT TO SERVE AS A GUARD POST, AND AT OTHER LOCATIONS AS SHOWN ON THE PLANS OR AS DIRECTED BY THE ENGINEER.

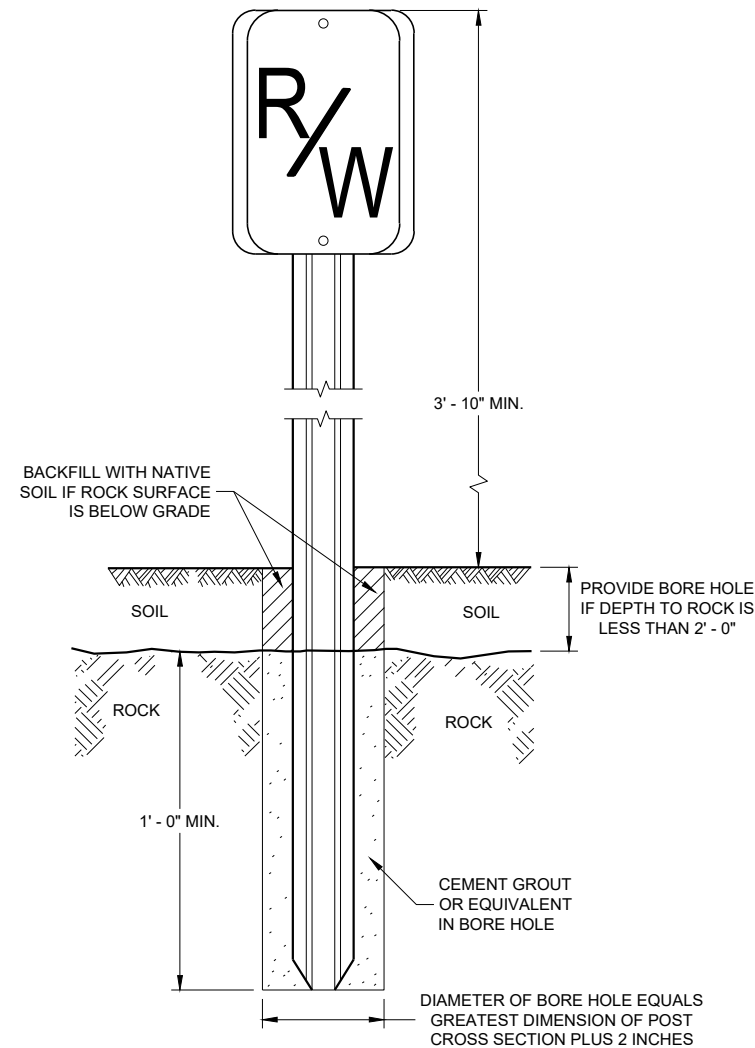
THE "R/W" PLAQUE SHALL FACE THE ROADWAY AND THE INFORMATIVE PLAQUE SHALL FACE AWAY FROM THE ROADWAY. "R/W" AND INFORMATIVE PLAQUES WILL BE FURNISHED BY THE WISCONSIN DEPARTMENT OF TRANSPORTATION.

STEEL MARKER POSTS SHALL MEET THE MINIMUM MATERIAL REQUIREMENTS FOR STEEL DELINEATOR POSTS; EXCEPT POSTS PAINTED WITH FEDERAL YELLOW ENAMEL NEED NOT BE ZINC COATED.

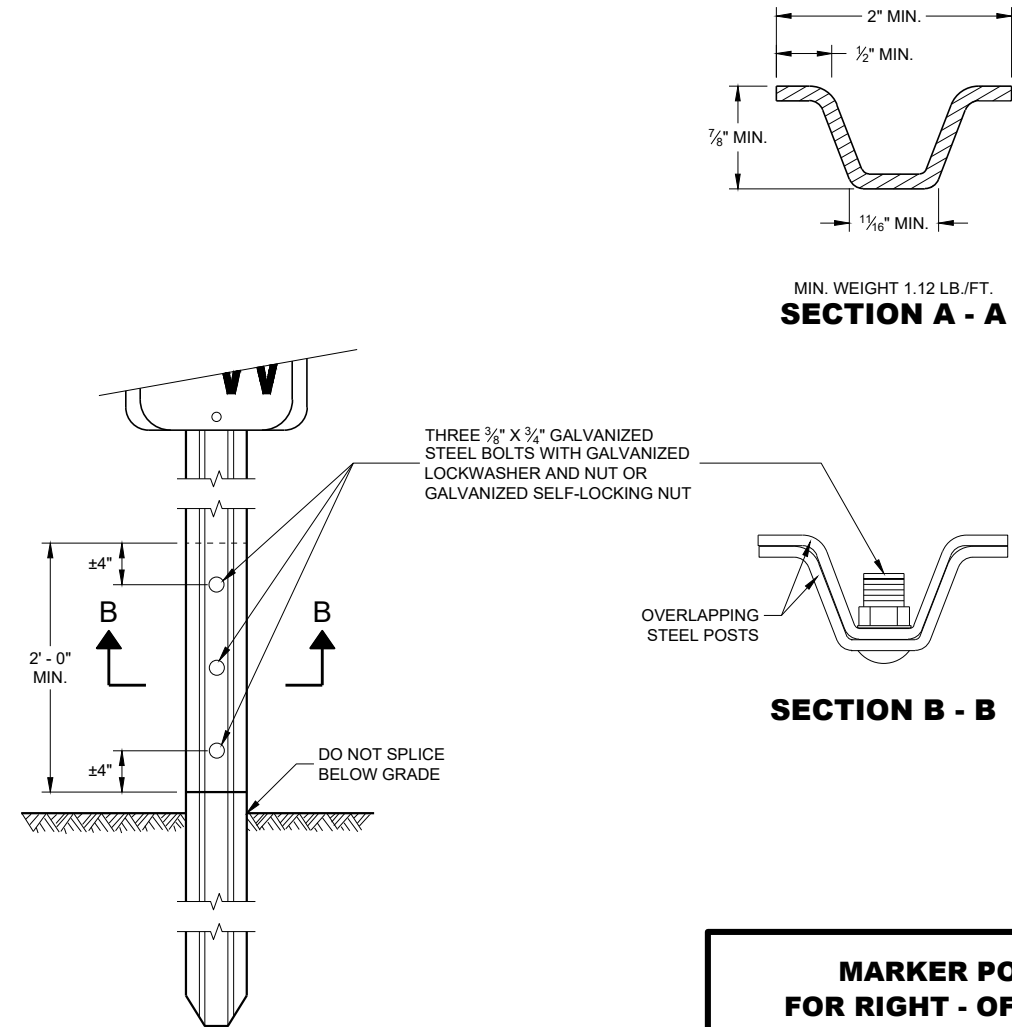
- ① IN AREAS OF SOLID ROCK, DRILL A BORE HOLE 2" GREATER THAN THE WIDEST DIMENSION OF THE POST CROSS SECTION INTO THE ROCK A MINIMUM DEPTH OF 12 INCHES. CUT OR SPLICE THE POST SO THAT A MINIMUM LENGTH OF 3' - 10" PROTRUDES ABOVE THE GROUND. BLOW OUT THE BORE HOLE IN THE ROCK USING COMPRESSED AIR. FILL THE BORE HOLE WITH CEMENT GROUT OR EQUIVALENT, DEPENDING ON THE STABILITY OF THE ROCK.



**FRONT VIEW
STEEL MARKER POST**



**FRONT VIEW
ROCK INSTALLATION** ①



**FRONT VIEW
SPLICE DETAIL**

MARKER POST FOR RIGHT - OF - WAY

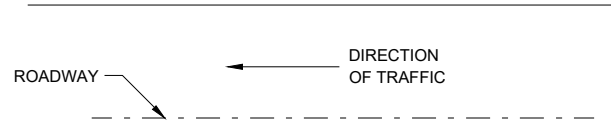
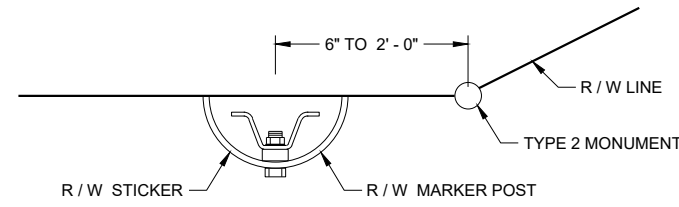
STATE OF WISCONSIN
DEPARTMENT OF TRANSPORTATION

APPROVED
2/18/2016 DATE /S/ Ray Kumapayi
DATE CHIEF SURVEYING AND MAPPING ENGINEER

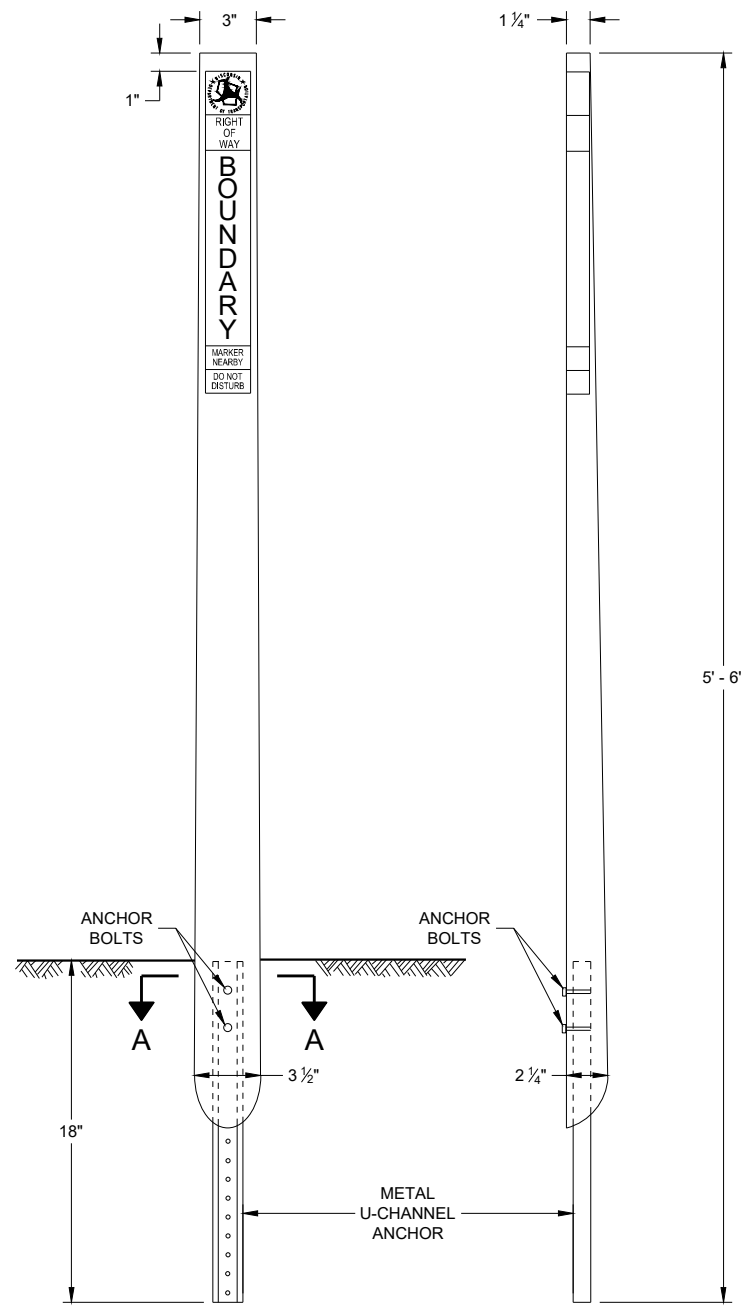
FHWA



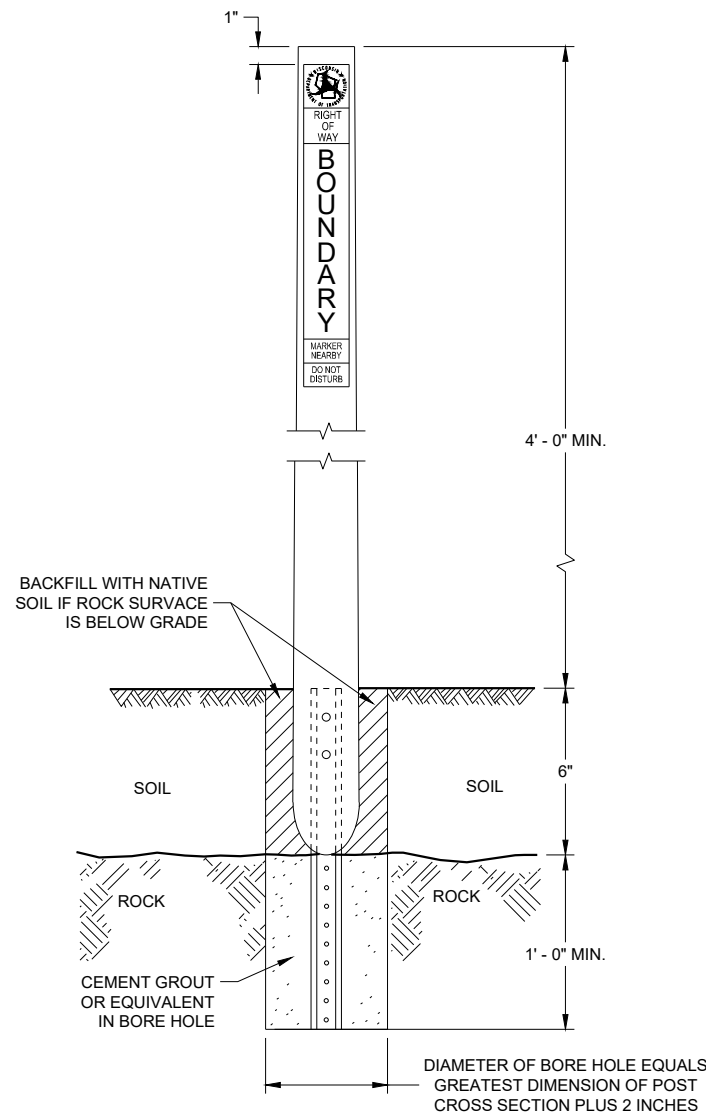
SDD 15A01-b Flexible Marker Post for Right-of-Way



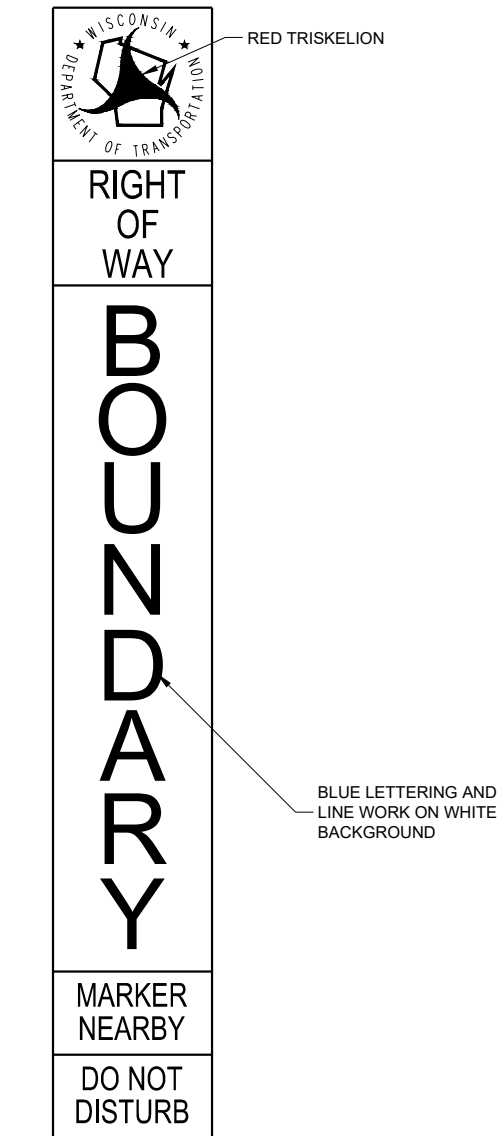
PLAN VIEW



FRONT VIEW SIDE VIEW
FLEXIBLE MARKER POST FOR RIGHT-OF-WAY ①



FRONT VIEW ROCK INSTALLATION ① ②



RIGHT-OF-WAY STICKER

THE RIGHT-OF-WAY STICKER SHALL BE ATTACHED 1" FROM THE TOP OF THE RIGHT-OF-WAY POST PRIOR TO DELIVERY.

GENERAL NOTES

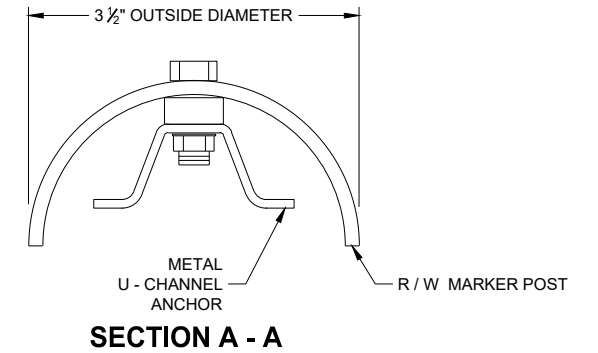
DETAILS OF CONSTRUCTION NOT SHOWN ON THIS DRAWING SHALL CONFORM TO THE PERTINENT REQUIREMENTS OF THE STANDARD SPECIFICATIONS AND THE APPLICABLE SPECIAL PROVISIONS.

A FLEXIBLE MARKER POST FOR RIGHT -OF-WAY SHALL BE PLACED IN THE RIGHT-OF-WAY WITH THE BACK OF THE POST ON THE LONGER RIGHT-OF-WAY TANGENT, 6 INCHES TO 24 INCHES FROM EACH TYPE 2 MONUMENT TO SERVE AS A GUARD POST, AND AT OTHER LOCATIONS AS SHOWN ON THE PLANS OR AS DIRECTED BY THE ENGINEER.

THE RIGHT-OF-WAY STICKER DIMENSIONS SHALL BE 2 1/4" X 17" AND THE STICKER SHALL BE MADE OF A NON-REFLECTIVE VINYL MATERIAL. THE RIGHT-OF-WAY STICKER SHALL FACE THE ROADWAY.

INSTALL PER DEPTH OF MANUFACTURER'S RECOMMENDATION BUT NOT LESS THAN 18 INCHES BELOW GRADE FROM THE BOTTOM OF THE METAL U-CHANNEL ANCHOR.

- ① FLEXIBLE MARKER POSTS SHALL BE INCLUDED IN THE APPROVED PRODUCTS LIST FOR MARKER POSTS AND SHALL BE FEDERAL YELLOW IN COLOR.
- ② IN AREAS OF SOLID ROCK, DRILL A BORE HOLE 2" GREATER THAN THE WIDEST DIMENSION OF THE POST CROSS SECTION INTO THE ROCK A MINIMUM DEPTH OF 12 INCHES. CUT OR SPLICE THE POST SO THAT A MINIMUM LENGTH OF 4' - 0" PROTRUDES ABOVE THE GROUND. BLOW OUT THE BORE HOLE IN THE ROCK USING COMPRESSED AIR. FILL THE BORE HOLE WITH CEMENT GROUT OR EQUIVALENT, DEPENDING ON THE STABILITY OF THE ROCK.



SECTION A - A

6

6

SDD 15A01 - 13b

SDD 15A01 - 13b

FLEXIBLE MARKER POST FOR RIGHT - OF - WAY

STATE OF WISCONSIN
DEPARTMENT OF TRANSPORTATION

APPROVED	
2/16/2016	/s/ Ray Kumapayii
DATE	CHIEF SURVEYING AND MAPPING ENGINEER

FHWA

Marker Post for Right-of-Way

References:

- [FDM 9-5-5](#)
- [FDM 9-25-6](#)
- [FDM 9-25-10](#)
- [FDM 12-10-1](#)

Bid items associated with this drawing:

<u>ITEM NUMBER</u>	<u>DESCRIPTION</u>	<u>UNIT</u>
633.5100	Markers ROW	EACH

Standardized Special Provisions associated with this drawing:

<u>STSP NUMBER</u>	<u>TITLE</u>
NONE	

Other SDDs associated with this drawing:

NONE

Design Notes:

A Special Provision is required to use Flexible Marker Post for Right-of-Way (SDD 15a1 - sheet B).

Contact Person:

Chief, Surveying and Mapping Section (608) 246-3835