



DMV 2022 Facts and Figures



Contents

Crashes.....	1
2021 Safety Responsibility Program Results *.....	2
Dealers.....	3
Buyer Identification Card.....	3
Buyer Licenses Issued.....	4
Consumer Complaints.....	5
Dealer Inspections Completed.....	6
Dealer Licenses Issued.....	6
Salesperson Licenses Issued.....	7
Drivers.....	8
Abstracts.....	8
Citations and Convictions.....	9
Traffic Convictions Entered.....	10
Driver License.....	14
Commercial Driver License (CDL).....	15
Commercial Driver License Statistics – Endorsements.....	18
S (School Bus) & P (Passenger Vehicle).....	18
Commercial Driver License Statistics - Endorsements.....	18
H (Hazardous Materials), N (Tank Vehicle) & T (Double/Triple Trailers).....	20
Instruction Permit Statistics.....	20
Commercial Driving School.....	25
Motorcycle Endorsement.....	25
Motorcycle License Class M Statistics.....	26
Occupational License.....	28
School Bus (S) endorsement.....	29
Driver License/ID Cards Issued.....	30
Drivers Licensed by County.....	32
Drivers Licensed – Probationary.....	34
Drivers Licensed – Probationary and Regular.....	37
Total Licensed Drivers by Year.....	40
Employer Notification Program.....	41
Medical Evaluation for Drivers.....	42

2022 Facts and Figures

Organ Donor	43
Photo Identification Card (ID)	44
ID Petition Process (IDPP)	45
Valid ID Cards by County.....	46
Demerit Points	48
Suspension of driving privilege.....	48
Administrative Suspension: Alcohol Concentration	49
Alcohol/Drug Review	50
Disqualification	51
Habitual Traffic Offender	52
Revocations and Suspensions.....	53
Revocations or Suspensions by Reason of Conviction.....	54
Revocation and Suspension Reinstatement	56
Traffic Safety Programs.....	58
Driving Skills Test	59
Driver License Knowledge Exam	60
Third Party Testing.....	62
Administrative Rules and New Laws in Calendar Year 2022.....	63
Transportation Fund Revenue	64
Motor Carriers	65
Heavy Vehicle Use Tax (HVUT).....	65
International Registration Plan (IRP)	66
Motor Carrier Audit	68
Motor Carrier Fuel Tax.....	69
Motor Carrier Insurance	70
Motor Carrier Unified Carrier Registration.....	71
Telephone Authorization	72
Vehicles.....	73
Certificate of Title	73
Disabled Parking Identification Card	74
Electronic Title and Registration.....	75
Heavy Vehicle Registration & Titling.....	76
Involuntary Transfer	76
License Plates & Renewal Stickers	80

2022 Facts and Figures

Online Registration Renewal	81
Personalized License Plate	82
Traffic Violation & Registration Program (TV&RP)	84
Plate/Registration/Vehicle Type Abbreviations	86
Vehicles Registered by County	88
Vehicles Registered by Year	90

Crashes

Generally, law enforcement agencies investigate and file the written reports with the DOT. In those reportable crashes where an enforcement agency does not investigate and/or file a report, the people involved are required to file one. Go to this site to complete your report: [Crash Reporting](#)

The Division of Motor Vehicles (DMV) **no longer manages crash reporting.** The Wisconsin State Patrol now manages this program.

Please contact:

Crash Records / Safety Responsibility

Phone: (608) 266-8753

Email: DSPTrafficCrashes@dot.wi.gov

2022 Facts and Figures

2021 Safety Responsibility Program Results *

The Wisconsin Safety Responsibility Law requires all motorists involved in reportable crashes to submit evidence to the DMV of their financial ability to pay for damages they caused in the crash. A crash is reportable if there is injury or death, if there is \$200 or more damage to government property (except a government owned vehicle), or if there is \$1,000 or more in damages to any one person's property (including government owned vehicles). In 2021 there were 2,628 claims made against 5,423 uninsured drivers and/or owners exceeding \$16.2 million in damages.

2021 – Safety Responsibility (SR) Claims by Type of Claim and Amounts

Claim Type	Total Claims	Total Amount
Personal Injuries	4	\$28,740
Property Damage	58	\$249,123
Vehicle Damage	2,566	\$15,987,096
Total	2,628	\$16,264,959

A claim is verification of damages or injuries filed against an uninsured negligent driver and/or vehicle owner resulting from a crash. The claim amount includes estimated court costs.

2021 – Motorists Subject to SR Law

- 5,423 Notices of Suspension sent to drivers and owners of vehicles in 2021. In many crashes, the drivers and owners were different persons.
- 840 Responded to the Notice of Suspension by settling the claims prior to suspension.
- 81 Posted the required security deposit.
- 4,094 Drivers and owners failed to comply with the requirements given on the Notice of Suspension and their operating and registration privileges were suspended.
- 1,325 Suspended motorists complied with the Safety Responsibility requirements after the Suspension Orders were entered.
- 1,435 Motorists accepted the one-year suspension of privileges.
- 1,623 Drivers and owners were still withdrawn as of January 21, 2022.

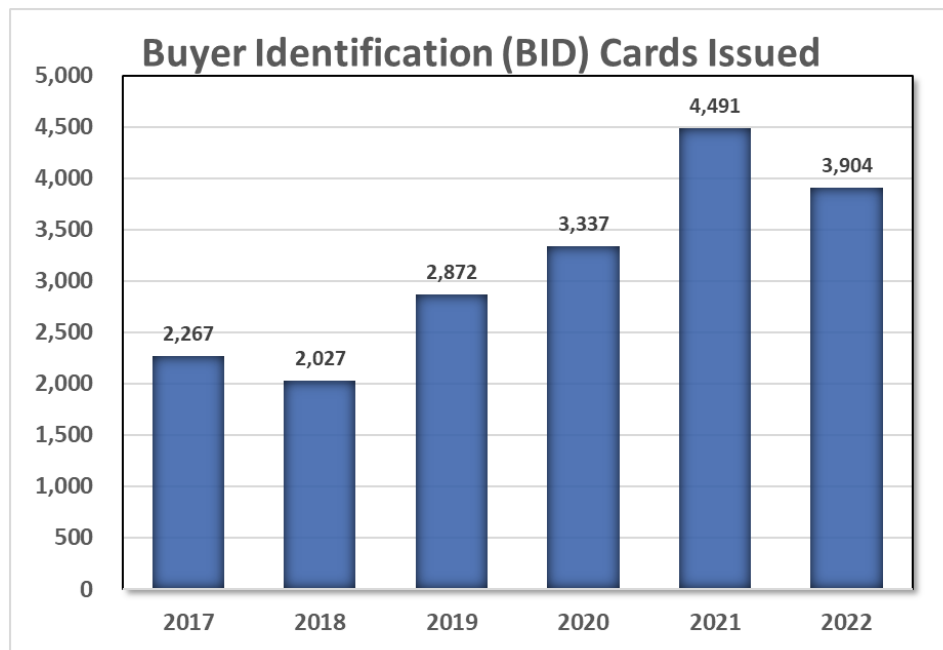
Out of 215,575 vehicles involved in reportable crashes in 2021, only 0.7% were uninsured, failed to pay for the damages and accepted a one-year suspension of privileges.

*Insured parties have up to one year after the crash to file under the SR law, therefore 2021 is the latest year for which full SR program results are available.

Dealers

Buyer Identification Card

A Salvage Buyer Identification (BID) card permits the holder to attend salvage auction pools. DMV licenses persons who want to purchase damaged motor vehicles from motor vehicle salvage pools. The BID card holder must be an employee of a licensed dealer and may hold BID cards for more than one dealer at a time.

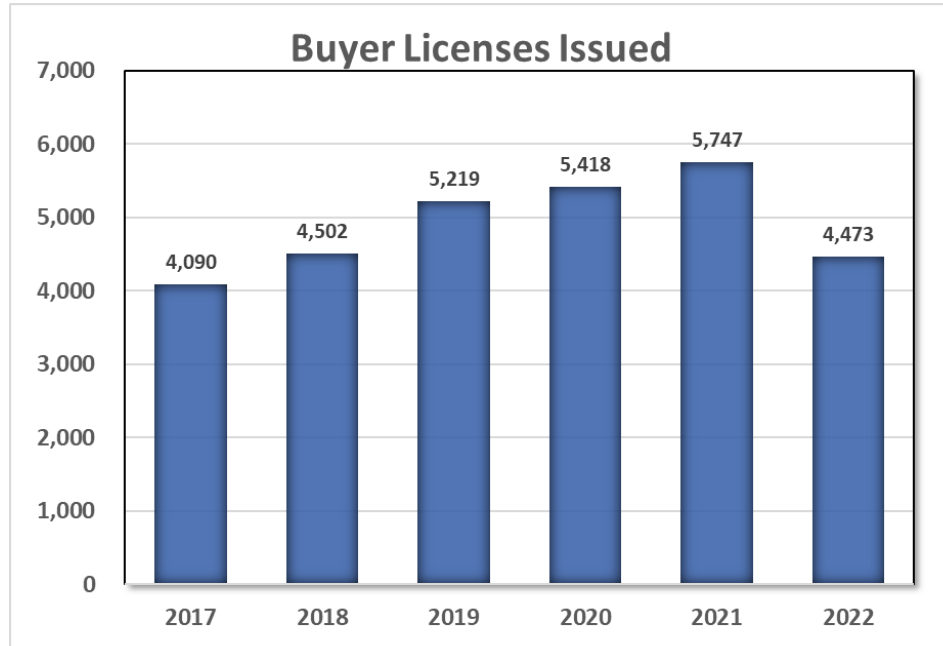


Source: Bureau of Vehicle Services\Dealer and Agent\Business and Customer Services Unit Work Statistics

2022 Facts and Figures

Buyer Licenses Issued

A buyer's license allows the holder to bid on and purchase vehicles at wholesale motor vehicle auctions or dealerships.

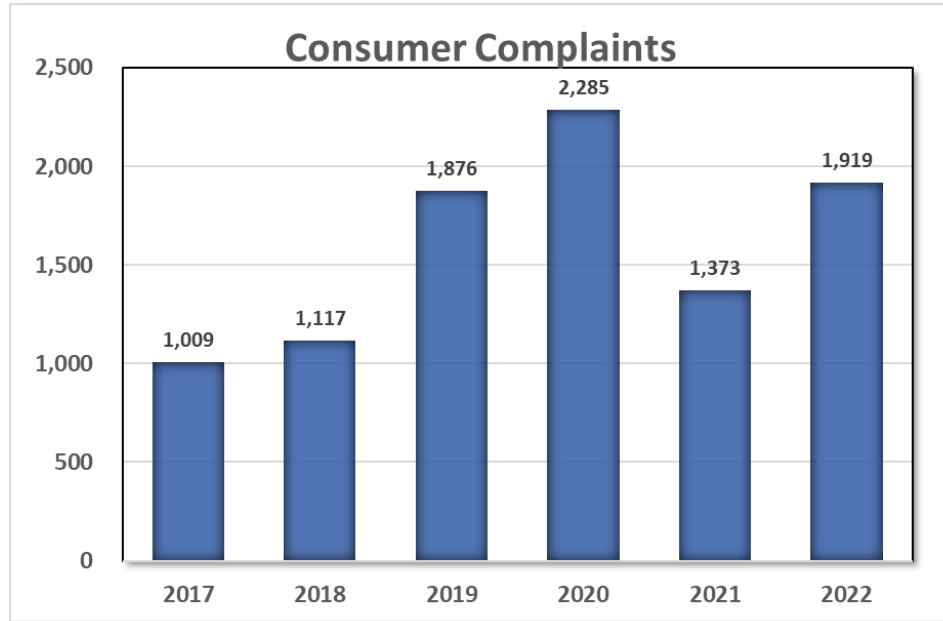


Source: Bureau of Vehicle Services\Dealer and Agent\Business and Customer Services Unit Work Statistics
Buyer's License Implemented in 2004

2022 Facts and Figures

Consumer Complaints

If a consumer has a problem with a vehicle purchased or leased from a Wisconsin dealer, DMV staff may be able to [help](#).



Note: The methodology used for gathering this data has been corrected and 2019 and 2020 totals were updated

Source: BVS\DA\Field Investigation Unit Work Statistics

2022 Facts and Figures

Dealer Inspections Completed

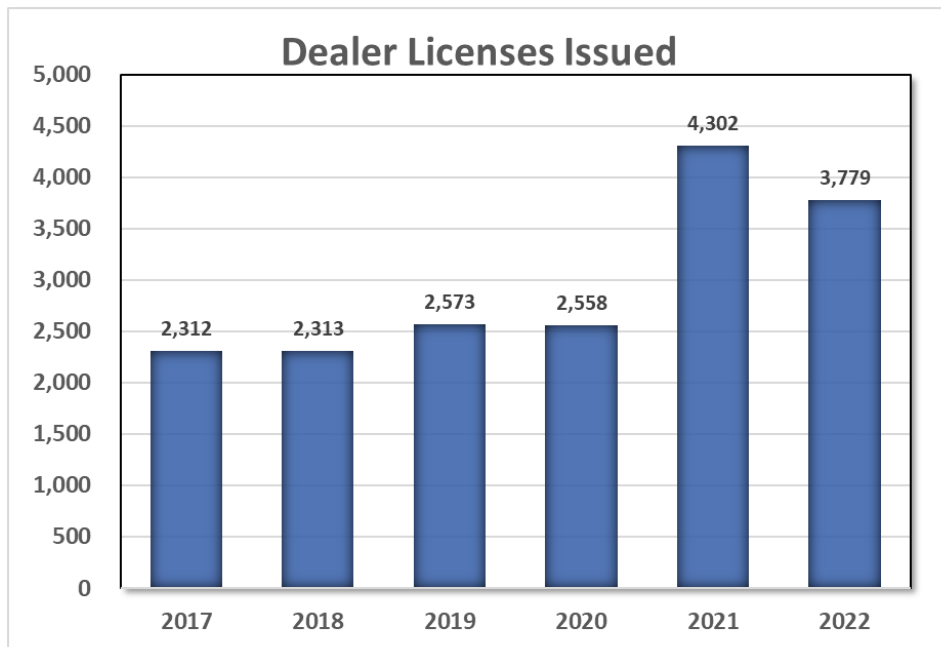
DMV staff perform on-site dealership inspections to provide education; evaluate compliance with trade practices, record-keeping, and business facility laws; and to resolve consumer complaints.



Source: BVS\DA\Field Investigation Unit Work Statistics

Dealer Licenses Issued

A retail dealer license is required to sell or lease vehicles to the general public.

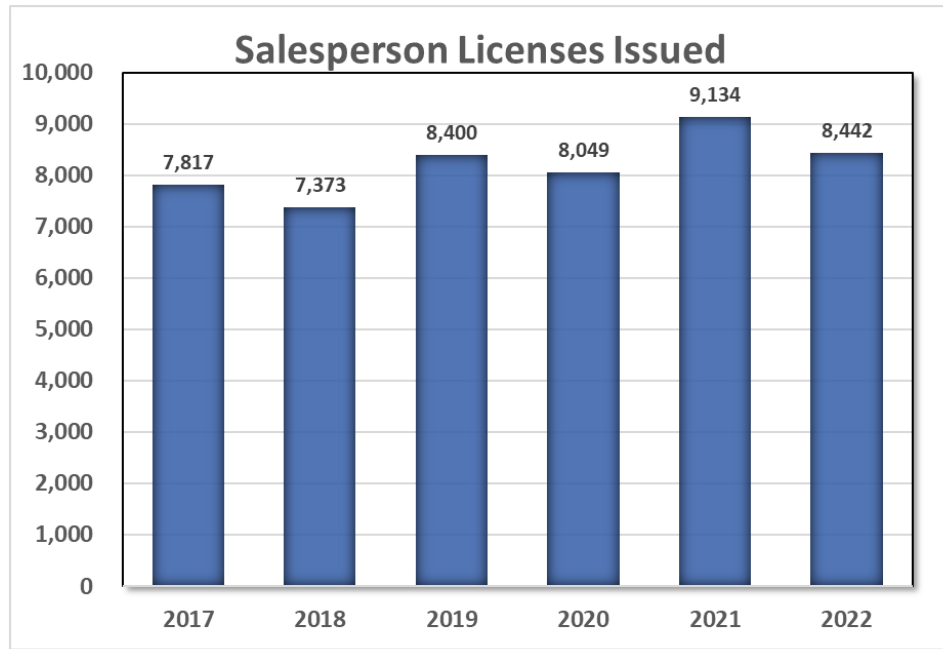


Source: BVS\DA\Business and Customer Services Unit Work Statistics

2022 Facts and Figures

Salesperson Licenses Issued

A salesperson license is required to sell vehicles to the public as an employee of a retail dealer or recreational vehicle dealer.



Source: BVS\DA\Business and Customer Services Unit Work Statistics

Bureau of Vehicle Services

Dealer and Agent Section

[Dealer Licensing Unit](#)

Phone: (608) 266-1425

Email: dealerlicensingunit@dot.wi.gov

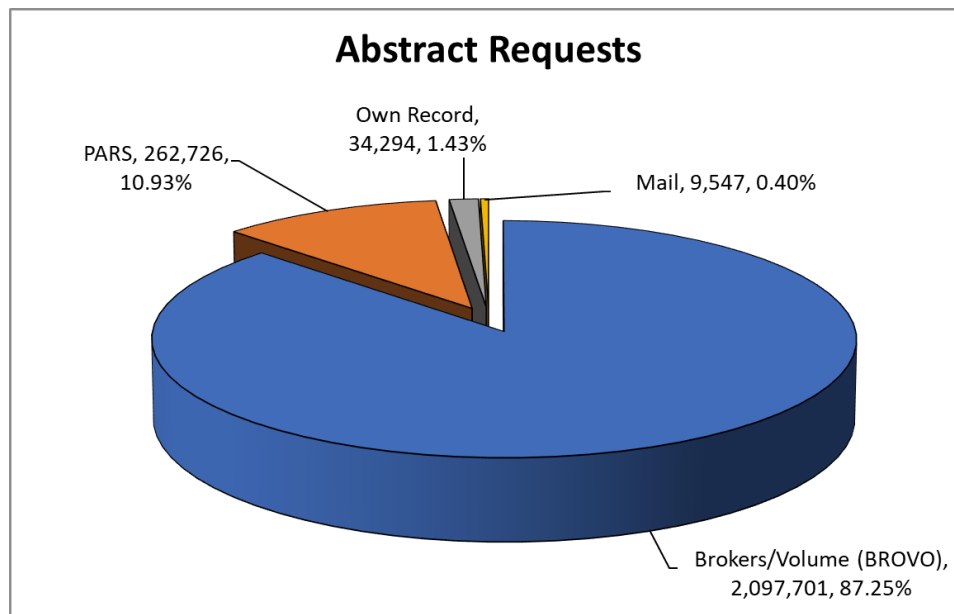
Drivers

Abstracts

Driver record abstracts are computer-generated copies of DMV's driver records. Most driver record entries are retained for the preceding five years; however, certain convictions can result in a driver record being retained indefinitely.

Driver records can be requested in any of several different ways:

- [Public Abstract Request System \(PARS\)](#)
- [Purchase Your Own Record – Online or by Mail](#)
- Brokers/Volume (BROVO) account holders are authorized under contract to receive driver record information and provide it to eligible recipients, as required for their specific business needs and according to DPPA guidelines. BROVO account holders are required to maintain a contract, updated DPPA form and comply with background check requirements at specific intervals. The BROVO service is provided by WisDOT in partnership with Wisconsin Interactive Network (WIN).



Source: BDS\DMVCC Work Statistics

Bureau of Driver Services

DMV Communication Center

Phone: (608) 264-7447

Email: [Wisconsin DMV email service](#)

2022 Facts and Figures

Citations and Convictions

Citations: Enforcement officers issue traffic citations (tickets) to drivers for violations of traffic laws. Most citations are written on the Wisconsin Uniform Traffic Citation (UTC) form. Each citation must be resolved by a court action.

Convictions: Convictions result from a guilty plea or court finding of guilty when a person is cited for a traffic violation. When a court finds a driver guilty of a charge, the person usually pays a fine or forfeiture and is assessed demerit points on point assessable offenses.

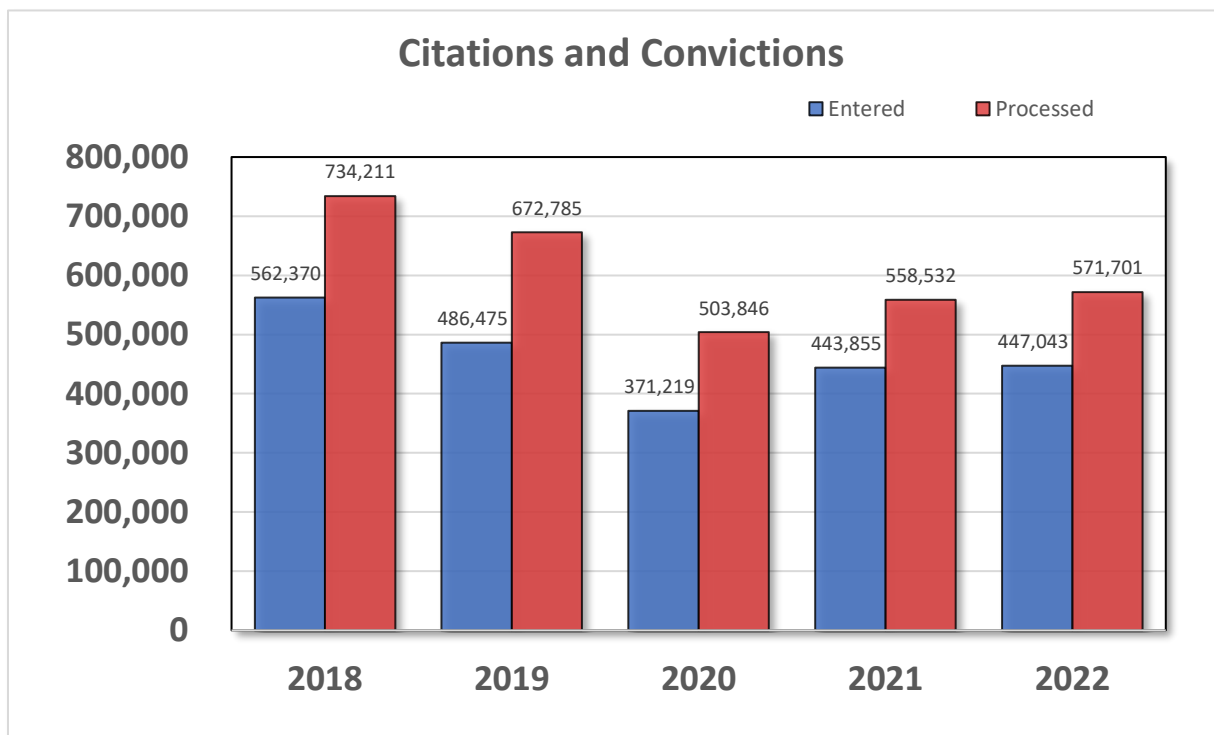
The courts forward all citations to the DMV. The DMV is required to record convictions to establish a person's driving history. The DMV maintains this history of Wisconsin drivers to determine when license withdrawal is necessary. Some single convictions require that DMV withdraw a license. Other times a driver's accumulation of demerit points triggers an action.

Bureau of Driver Services

DMV Communication Center

Phone: (608) 264-7447

Email: [Wisconsin DMV email service](#)



'Entered' means convictions were posted to the Driver Record.

'Processed' includes convictions posted to the Driver Record and those that do not post to the Driver Record. For example, tickets that are written to out-of-state drivers and to companies, or tickets that are dismissed or the driver was found not guilty, etc., still need to be sorted, stored electronically, and processed because of UTC accountability issues.

Source: Bureau of Driver Services, Citations & Withdrawals Section

2022 Facts and Figures

Traffic Convictions Entered

Traffic Convictions Entered on Driver Record File (2022)				
Rank	Code	Charge	Quantity YTD	%
1	SI	Speeding Intermediate (11-19 over limit)	72,272	12.64%
2	OWS	Operating While Suspended	53,265	9.32%
3	SE	Speeding Excess (20 or more over limit)	42,241	7.39%
4	CNI	Compulsory Insurance - No Insurance	41,126	7.19%
5	UV	Unregistered Vehicle	34,468	6.03%
6	S	Speeding (1-10 over speed limit)	32,950	5.76%
7	OWL	Operating w/o Driver License	31,522	5.51%
8	FFS	Failure to Fasten Seat Belt	27,830	4.87%
9	CNP	Compulsory Insurance - No Proof	24,875	4.35%
10	OWI	Operate under influence intoxicant/controlled substance	22,917	4.01%
11	FOS	Failure to Obey Traffic Sign or Signal	22,402	3.92%
12	OAR	Operating After Revocation	14,015	2.45%
13	BAC	Blood Alcohol Concentration (prohibited)	13,946	2.44%
14	DS	Defective Speedometer	10,231	1.79%
15	ORS	Operating while Registration Suspended (209)	9,679	1.69%
16	FYR	Failure to Yield Right of Way	9,104	1.59%
17	IS	Imprudent Speed	7,065	1.24%
18	LNP	License not on person	6,885	1.20%
19	ID	Inattentive Driving	5,929	1.04%
20	FTC	Following too Closely	4,993	0.87%
21	FVC	Failure to Keep Vehicle Under Control	4,974	0.87%
22	IP	Improper Plates	4,442	0.78%
23	DLT	Deviating from Lane of Traffic	4,339	0.76%
24	OT	Obstructing Traffic	4,156	0.73%
25	UAL	Underage Alcohol (207)	3,901	0.68%
26	SVL	Signal Violation	3,758	0.66%
27	FPS	Failure to Pay Support (205)	3,438	0.60%
28	IC	Implied Consent	3,362	0.59%
29	IL	No or improper lights	3,070	0.54%
30	PAC	Prohibited Alcohol Concentration (212)	3,048	0.53%
31	PI	Passing Illegally	2,948	0.52%
32	IVO	Intoxicant in Vehicle - Operator	2,857	0.50%
33	OV	Obstructed View or Control	2,799	0.49%
34	DOF	Deface or Obstruct Official Sign	2,622	0.46%
35	RD	Reckless Driving	2,345	0.41%
36	VOR	Violation of Restriction	2,339	0.41%
37	FRA	Failure to Report Accident	2,191	0.38%
38	IT	Illegal Turn	2,051	0.36%

2022 Facts and Figures

Traffic Convictions Entered on Driver Record File (2022)

<u>Rank</u>	<u>Code</u>	<u>Charge</u>	<u>Quantity</u> <u>YTD</u>	<u>%</u>
39	DWS	Driving on Wrong Side of Highway	1,967	0.34%
40	CSR	Child Safety Restraint	1,862	0.33%
41	AEO	Attempt to Elude Officer	1,859	0.33%
42	TFC	Too Fast for Conditions	1,667	0.29%
43	DSP	Duty Upon Striking property	1,336	0.23%
44	T	Truancy	1,301	0.23%
45	FSU	Failure to Stop After Accident unattended vehicle	1,285	0.22%
46	IM	Improper Muffler	1,198	0.21%
47	BI	Backing Illegally	1,066	0.19%
48	FSB	Failure to Stop for School Bus	1,016	0.18%
49	DOW	Driving over Walk	787	0.14%
50	JA	Juvenile Alcohol*	743	0.13%
51	FSA	Failure to Stop After Accident	690	0.12%
52	VUF	Vehicle Used in Commission of Felony	690	0.12%
53	IDT	Ignition/Immobilization Device Tampering	593	0.10%
54	POH	Parking on Highway	485	0.08%
55	IVP	Intoxicant in Vehicle - Passenger	411	0.07%
56	IE	Improper Equipment	395	0.07%
57	PUP	Permitting Unauthorized Person to Operate	339	0.06%
58	RPS	Restrictions on Parking and Stopping	336	0.06%
59	FTT	Failure to Transfer Title	306	0.05%
60	D	Drug Conviction	266	0.05%
61	FNC	Failure to Notify of Address or Name Change	264	0.05%
62	TWD	Texting While Driving	259	0.05%
63	UAO	Underage Alcohol Operation**	256	0.04%
64	OII	Operating while Intoxicated Causing Injury	252	0.04%
65	FGS	Failure to Give Signal	245	0.04%
66	CSI	Commercial Speeding Intermediate (15-19 over)	231	0.04%
67	CUL	Commercial Unlawful License	215	0.04%
68	CDL	Commercial Deviating from Lane of Traffic	211	0.04%
69	UA	Unnecessary Acceleration	199	0.03%
70	DAT	Driving Against Traffic	184	0.03%
71	IB	Improper Brakes	184	0.03%
72	SLL	Special Limitations on Load	184	0.03%
73	IIV	Intoxicant in Vehicle - Underage Person	171	0.03%
74	UID	Underage ID (208)	148	0.03%
75	R	Racing	129	0.02%
76	CFC	Commercial Following too Closely	115	0.02%
77	CFP	Commercial Failure to Pay (out-of-state only)	105	0.02%
78	CFA	Commercial Failure to Appear (out-of-state only)	101	0.02%
79	CD	Careless Driving (out-of-state only)	96	0.02%

2022 Facts and Figures

Traffic Convictions Entered on Driver Record File (2022)

<u>Rank</u>	<u>Code</u>	<u>Charge</u>	<u>Quantity</u> <u>YTD</u>	<u>%</u>
80	JCS	Juvenile Controlled Substances (under 17)	87	0.02%
81	FDL	Failure to Dim Lights	74	0.01%
82	CTU	Commercial Telephone Use While Driving	61	0.01%
83	MDO	Miscellaneous Driving Offenses (204)	61	0.01%
84	CPI	Commercial Passing Illegally	60	0.01%
85	OCS	Operating while Intoxicated-Controlled Substance	57	0.01%
86	CSE	Commercial Speeding Excess (20 or more over)	55	0.01%
87	IPW	Improper Use Phone While Driving in Work Zone	49	0.01%
88	CIS	Commercial Imprudent Speed	47	0.01%
89	CWI	Commercial Operating while Intoxicated	47	0.01%
90	UN	Unnecessary noise	47	0.01%
91	TPV	Transporting Person or Vehicle Illegally	46	0.01%
92	DDH	Driving on Divided Highway	44	0.01%
93	NH	Negligent Homicide	40	0.01%
94	GBH	Great Bodily Harm	38	0.01%
95	CTF	Commercial Too Fast for Conditions	37	0.01%
96	LH	Littering highway	37	0.01%
97	CNC	Commercial Failure to Comply (out-of-state only)	32	0.01%
98	FYL	Flashing Yellow Violation	30	0.01%
99	CDS	Comm. Duty upon Striking Property	27	0.00%
100	NHI	Negligent Homicide Intoxicated	27	0.00%
101	OSO	Operating while Out of Service	26	0.00%
102	CFR	Commercial Failure to Report Accident	18	0.00%
103	FA	Falsified Application	15	0.00%
104	UTD	Use Telephone While Driving with Probationary/Instructional Permit	13	0.00%
105	CAC	Commercial Admin. Suspension	12	0.00%
106	CFU	Comm. Failure to Stop after Accident (unattended Veh)	12	0.00%
107	SOL	Surrender of License upon Cancellation Revocation or Suspension	11	0.00%
108	CCD	Commercial Careless Driving (out-of-state only)	9	0.00%
109	CRD	Commercial Reckless Driving	9	0.00%
110	FAR	Falsified Accident Report	8	0.00%
111	MSC	Miscellaneous	8	0.00%
112	TCC	Transporting Children in Cargo Area of Motor Vehicle	8	0.00%
113	PLS	Projecting Loads on Side of Vehicle	5	0.00%
114	CFH	Crossing Fire Hose	4	0.00%
115	CPB	Commercial Possession of Intoxicant Beverage	4	0.00%
116	FEM	Following Emergency Vehicle	4	0.00%
117	OWD	Operating while Disqualified	4	0.00%
118	CA	Commercial Alcohol	3	0.00%

2022 Facts and Figures

Traffic Convictions Entered on Driver Record File (2022)				
Rank	Code	Charge	Quantity YTD	%
119	CIC	Commercial Implied Consent	3	0.00%
120	COO	Commercial 0.0 -Not-a-Drop	3	0.00%
121	HFU	Haz. Comm. Failure to Stop After Accident (unattended)	2	0.00%
122	IR	Illegal Riding	2	0.00%
123	OML	Operating with Multiple Licenses	2	0.00%
124	RRP	Reproducing Evidence of Registration Prohibited	2	0.00%
125	RVL	Roadway Violation	2	0.00%
126	CFS	Commercial Failure to Stop After Accident	1	0.00%
127	HDS	Haz. Commercial Duty Upon Striking Property	1	0.00%
128	IUC	Insufficient Undercarriage Clearance	1	0.00%
129	OSB	Operating w/o School Bus License/Endorsement	1	0.00%
130	RRF	Railroad Failure to Stop	1	0.00%
131	RRG	Railroad Grade Violation	1	0.00%
132	UTR	Unlawful Transfer of Evidence of Registration	1	0.00%
Total			571,701	

2022 Facts and Figures

Driver License

A driver license is evidence of authority to operate a motor vehicle. The two types of driver licenses are probationary or regular.

Bureau of Driver Services

Phone: (608) 264-7447

Email: [Wisconsin DMV email service](#)

Internet: [Driver License ID Card Guide](#)

License fees in 2021 were:

Non-Commercial Driver License Instruction permit \$35

Motorcycle instruction permit \$32

Driving skills exam

Auto (Class D) \$15

Motorcycle (Class M) \$15

Original Probationary or Regular License

Auto (Class D) \$28

Motorcycle (Class M) \$22

Renewal License –8 year

Auto (Class D) \$34

Motorcycle (Class M) \$18

Auto and Motorcycle (Class D/M) \$42

Commercial Driver License

Instruction permit \$30

Driving skills exam - Class A, B, C (except school bus) \$20

School bus skills exam - Class B, C, D \$15

Original or Renewal License

(Classes A, B and/or C with or without endorsements) \$74

Add Class(es) to existing license \$5

(Cost is for each class added, with an additional \$10 Federal Verification fee)

HME-TSA Assessment Fee \$34

(This is in addition to the Regular Renewal fee, Duplicate fee, etc. which would include the \$10. The only time it would be \$44 would be for a HazMat renewal application)

Add Endorsements (each) to existing license \$5

Lift (No CMV operation in interstate commerce) restriction \$14

Lift (No CMV operation with air brakes) restriction \$14

Commercial Driver License (CDL)

A commercial driver license (CDL) is required for anyone operating a vehicle that:

- Weighs over 26,000 pounds. To determine the weight of the vehicle, use the highest of the following weights:
 - manufacturer's gross vehicle weight rating (GVWR)
 - manufacturer's gross combination weight rating (GCWR)
 - actual weight
 - registered weight
- Carries hazardous materials that require placarding under federal law. (Placarding requirements are found in **Title 49, Code of Federal Motor Carrier Safety Regulations, part 397.**)
- Is designed or used to carry 16 or more persons including the driver.

2022 Facts and Figures

Class A, B, & C Drivers Licensed by County (2022)

County	Valid (1)	Withdrawn (2)	Total (1) and (2)	Expired (3)
ADAMS	1,401	788	2,189	89
ASHLAND	891	431	1,322	43
BARRON	2,982	1,372	4,354	202
BAYFIELD	878	458	1,336	61
BROWN	7,865	4,571	12,436	590
BUFFALO	1,119	403	1,522	54
BURNETT	1,025	462	1,487	64
CALUMET	1,921	907	2,828	59
CHIPPEWA	3,965	1,703	5,668	165
CLARK	2,353	873	3,226	83
COLUMBIA	3,034	1,521	4,555	141
CRAWFORD	911	393	1,304	48
DANE	9,603	5,704	15,307	1,269
DODGE	4,699	1,985	6,684	222
DOOR	1,240	589	1,829	51
DOUGLAS	2,024	1,132	3,156	266
DUNN	2,485	1,014	3,499	129
EAU CLAIRE	3,323	1,862	5,185	230
FLORENCE	332	191	523	26
FOND DU LAC	4,643	2,076	6,719	250
FOREST	687	364	1,051	48
GRANT	2,832	1,171	4,003	143
GREEN	2,080	903	2,983	86
GREEN LAKE	1,229	514	1,743	53
IOWA	1,445	606	2,051	55
IRON	437	213	650	37
JACKSON	1,298	629	1,927	79
JEFFERSON	3,685	1,804	5,489	202
JUNEAU	1,664	797	2,461	112
KENOSHA	5,145	2,526	7,671	639
KEWAUNEE	1,371	465	1,836	34
LA CROSSE	3,501	2,075	5,576	239
LAFAYETTE	1,303	440	1,743	48
LANGLADE	1,348	638	1,986	68
LINCOLN	1,632	861	2,493	83
MANITOWOC	3,506	1,625	5,131	159
MARATHON	5,765	2,775	8,540	287
MARINETTE	2,120	1,385	3,505	156
MARQUETTE	1,032	535	1,567	41
MENOMINEE	111	97	208	15
MILWAUKEE	20,501	11,976	32,477	4,127
MONROE	2,682	1,203	3,885	134
OCONTO	2,578	1,203	3,781	104
ONEIDA	1,828	1,099	2,927	99
OUTAGAMIE	6,443	3,506	9,949	363

2022 Facts and Figures

County	Valid (1)	Withdrawn (2)	Total (1) and (2)	Expired (3)
OZAUKEE	1,955	1,057	3,012	125
PEPIN	587	261	848	27
PIERCE	2,092	812	2,904	156
POLK	2,439	1,165	3,604	157
PORTAGE	3,062	1,363	4,425	175
PRICE	1001	465	1,466	34
RACINE	6,552	3,403	9,955	652
RICHLAND	990	424	1,414	44
ROCK	5,635	3,424	9,059	565
RUSK	1,083	466	1,549	54
SAUK	3,079	1,647	4,726	185
SAWYER	836	523	1,359	77
SHAWANO	2,504	1,187	3,691	101
SHEBOYGAN	3,526	1,768	5,294	225
ST. CROIX	3,898	1,579	5,477	273
TAYLOR	1,710	576	2,286	51
TREMPEALEAU	1,989	837	2,826	97
UNKNOWN	13	34	47	28
VERNON	1,913	781	2,694	75
VILAS	1,107	699	1,806	54
WALWORTH	3,925	1,976	5,901	315
WASHBURN	1,045	584	1,629	77
WASHINGTON	4,961	2,391	7,352	242
WAUKESHA	8,767	5,557	14,324	649
WAUPACA	2,709	1,341	4,050	154
WAUSHARA	1,662	743	2,405	74
WINNEBAGO	4,829	3,131	7,960	337
WOOD	3,443	1,852	5,295	192
Total	210,229	107,891	318,120	16,648

(1) Valid

Number of Valid D and Probationary License Holders by County

Excludes Revoked/Suspended/Canceled/Surrendered/Disqualified and Expired

(2) Withdrawn

Number of Revoked/Suspended/Canceled/Surrendered/Disqualified by County

Excludes Expired Licenses

(3) Expired

Number of Expired Licenses That Are Less Than One Year Expired, by County

Source: Bureau of Drivers Services

Report: YRENDL

2022 Facts and Figures

Commercial Driver License Statistics – Endorsements

S (School Bus) & P (Passenger Vehicle)

Birth Year	Age	P Endorsements			S Endorsements		
		Male	Female	Total	Male	Female	Total
2004	18	15	1	16	8	0	8
2003	19	30	9	39	11	7	18
2002	20	43	10	53	27	7	34
2001	21	60	31	91	33	25	58
2000	22	80	20	100	57	15	72
1999	23	102	46	148	53	34	87
1998	24	99	45	144	51	37	88
1997	25	114	62	176	50	43	93
1996	26	143	71	214	69	55	124
1995	27	139	86	225	67	56	123
1994	28	146	129	275	72	90	162
1993	29	166	130	296	56	89	145
1992	30	200	161	361	87	99	186
1991	31	227	180	407	89	116	205
1990	32	230	208	438	86	131	217
1989	33	258	219	477	105	141	246
1988	34	287	232	519	108	144	252
1987	35	274	191	465	85	126	211
1986	36	259	229	488	87	152	239
1985	37	275	225	500	102	155	257
1984	38	287	197	484	101	126	227
1983	39	307	209	516	110	126	236
1982	40	306	197	503	127	114	241
1981	41	333	238	571	121	131	252
1980	42	348	233	581	126	126	252
1979	43	383	237	620	132	122	254
1978	44	386	233	619	124	131	255
1977	45	404	208	612	153	111	264
1976	46	411	213	624	140	109	249
1975	47	387	213	600	113	115	228
1974	48	462	226	688	128	96	224
1973	49	452	243	695	126	129	255
1972	50	508	259	767	148	114	262
1971	51	553	288	841	172	127	299
1970	52	566	298	864	163	140	303
1969	53	573	262	835	187	141	328
1968	54	554	256	810	159	132	291
1967	55	589	270	859	181	135	316
1966	56	602	306	908	167	146	313
1965	57	610	249	859	200	135	335
1964	58	646	269	915	220	140	360
1963	59	722	309	1,031	243	163	406
1962	60	770	284	1,054	250	149	399
1961	61	752	285	1,037	276	147	423
1960	62	730	257	987	267	142	409

2022 Facts and Figures

Birth Year	Age	P Endorsements			S Endorsements		
		Male	Female	Total	Male	Female	Total
1959	63	721	194	915	272	114	386
1958	64	726	214	940	293	122	415
1957	65	663	214	877	256	119	375
1956	66	735	182	917	270	95	365
1955	67	664	149	813	262	80	342
1954	68	643	133	776	262	67	329
1953	69	594	123	717	236	69	305
1952	70	603	104	707	215	47	262
1951	71	513	76	589	196	40	236
1950	72	425	75	500	167	29	196
1949	73	350	49	399	133	16	149
1948	74	339	49	388	120	25	145
1947	75	268	35	303	101	18	119
1946	76	244	32	276	77	16	93
1945	77	164	26	190	48	11	59
1944	78	163	19	182	48	5	53
1943	79	142	18	160	42	11	53
1942	80	138	16	154	46	8	54
1941	81	94	10	104	30	6	36
1940	82	75	12	87	14	5	19
1939	83	73	5	78	26	0	26
1938	84	53	4	57	7	1	8
1937	85	35	4	39	6	2	8
1936	86	33	3	36	6	0	6
1935	87	18	2	20	5	2	7
1934	88	14	0	14	4	0	4
1933	89	9	0	9	2	0	2
1932	90	5	1	6	1	0	1
1931	91	7	0	7	1	0	1
1930	92	5	0	5	0	0	0
1929	93	1	0	1	0	0	0
1928	94	0	0	0	0	0	0
1927	95	1	0	1	0	0	0
1926	96	0	0	0	0	0	0
1925	97	1	0	1	0	0	0
TOTALS		24,307	10,273	34,580	8,583	5,677	14,260

Data shown reflects counts for the number of Valid and unexpired endorsements as of 12/31/2021.
CDL Instructions Permits are excluded.

This data reflects the number of endorsements and not the number of drivers who hold these endorsements since drivers can hold multiple endorsements.

Source: Bureau of Drivers Services
Report: YRNDORS

2022 Facts and Figures

Commercial Driver License Statistics - Endorsements

H (Hazardous Materials), N (Tank Vehicle) & T (Double/Triple Trailers)

Birth Year	Age	H Endorsements			N Endorsements			T Endorsements		
		Male	Female	Total	Male	Female	Total	Male	Female	Total
2004	18	1	0	1	75	3	78	12	0	12
2003	19	7	0	7	262	11	273	31	3	34
2002	20	20	2	22	370	10	380	53	4	57
2001	21	38	1	39	429	12	441	74	2	76
2000	22	66	1	67	490	20	510	104	4	108
1999	23	96	7	103	573	23	596	118	9	127
1998	24	116	6	122	670	31	701	146	6	152
1997	25	117	8	125	691	25	716	140	8	148
1996	26	148	8	156	792	33	825	170	9	179
1995	27	168	4	172	819	31	850	205	8	213
1994	28	191	5	196	971	44	1,015	204	9	213
1993	29	199	9	208	1,026	30	1,056	263	12	275
1992	30	245	8	253	1,122	39	1,161	312	12	324
1991	31	243	12	255	1,191	41	1,232	327	11	338
1990	32	203	12	215	1,139	52	1,191	308	14	322
1989	33	248	12	260	1,208	42	1,250	339	18	357
1988	34	274	17	291	1,272	47	1,319	389	20	409
1987	35	207	4	211	1,293	45	1,338	343	12	355
1986	36	269	10	279	1,391	36	1,427	402	15	417
1985	37	287	12	299	1,496	41	1,537	432	13	445
1984	38	300	3	303	1,554	35	1,589	470	12	482
1983	39	278	12	290	1,552	53	1,605	446	19	465
1982	40	256	6	262	1,511	35	1,546	463	11	474
1981	41	270	7	277	1,650	53	1,703	462	18	480
1980	42	295	14	309	1,673	52	1,725	542	24	566
1979	43	281	14	295	1,793	61	1,854	541	21	562
1978	44	291	11	302	1,698	56	1,754	526	16	542
1977	45	329	10	339	1,734	64	1,798	587	20	617
1976	46	333	16	349	1,721	60	1,781	625	25	650
1975	47	324	16	340	1,797	73	1,870	654	31	685
1974	48	339	14	353	1,902	67	1,969	694	29	723
1973	49	321	13	334	1,846	64	1,910	651	30	681
1972	50	365	8	373	2,072	60	2,132	745	33	778
1971	51	430	13	443	2,304	94	2,398	858	41	899
1970	52	424	11	435	2,439	87	2,526	961	25	986
1969	53	419	14	433	2,385	101	2,486	917	46	963
1968	54	456	18	474	2,396	94	2,490	942	41	983
1967	55	432	10	442	2,542	99	2,641	1,101	36	1,137
1966	56	469	15	484	2,716	82	2,798	1,166	41	1,207
1965	57	460	20	480	2,715	86	2,801	1,149	40	1,189
1964	58	500	15	515	2,916	106	3,022	1,237	46	1,283
1963	59	479	17	496	3,016	86	3,102	1,282	33	1,315
1962	60	563	14	577	3,158	97	3,255	1,368	48	1,416
1961	61	467	8	475	3,037	86	3,123	1,282	40	1,322
1960	62	432	10	442	3,024	70	3,094	1,314	26	1,340
1959	63	406	11	417	2,867	68	2,935	1,240	32	1,272
1958	64	388	6	394	2,692	55	2,747	1,168	25	1,193

2022 Facts and Figures

Birth Year	Age	H Endorsements			N Endorsements			T Endorsements		
		Male	Female	Total	Male	Female	Total	Male	Female	Total
1957	65	316	6	322	2,555	68	2,623	1,181	33	1,214
1956	66	246	1	247	2,480	55	2,535	1,133	28	1,161
1955	67	168	1	169	2,209	42	2,251	1,047	22	1,069
1954	68	156	3	159	2,111	37	2,148	979	22	1,001
1953	69	128	2	130	1,794	29	1,823	909	22	931
1952	70	95	3	98	1,832	26	1,858	835	12	847
1951	71	64	1	65	1,453	27	1,480	748	18	766
1950	72	62	3	65	1,243	18	1,261	612	11	623
1949	73	45	0	45	1,035	16	1,051	534	9	543
1948	74	32	1	33	953	15	968	489	9	498
1947	75	29	0	29	822	11	833	412	6	418
1946	76	30	0	30	703	9	712	355	8	363
1945	77	15	1	16	496	9	505	249	7	256
1944	78	5	0	5	496	10	506	266	7	273
1943	79	9	0	9	445	10	455	245	8	253
1942	80	8	0	8	437	5	442	233	5	238
1941	81	5	0	5	273	3	276	165	2	167
1940	82	4	0	4	262	4	266	141	3	144
1939	83	1	0	1	173	2	175	91	3	94
1938	84	0	0	0	165	2	167	90	0	90
1937	85	2	0	2	89	1	90	52	1	53
1936	86	1	0	1	91	0	91	41	0	41
1935	87	0	0	0	53	1	54	23	0	23
1934	88	2	0	2	58	0	58	30	0	30
1933	89	0	0	0	27	0	27	9	0	9
1932	90	0	0	0	21	0	21	10	0	10
1931	91	0	0	0	16	0	16	6	0	6
1930	92	0	0	0	9	0	9	3	0	3
1929	93	0	0	0	10	0	10	4	0	4
1928	94	0	0	0	6	0	6	2	0	2
1927	95	0	0	0	2	0	2	0	0	0
1926	96	0	0	0	0	0	0	0	0	0
1925	97	0	0	0	1	0	1	0	0	0
1924	98	0	0	0	0	0	0	0	0	0
1923	99	0	0	0	1	0	1	1	0	1
1922	100	0	0	0	0	0	0	0	0	0
1921	101	0	0	0	0	0	0	0	0	0
TOTALS		14,873	486	15,359	100,311	2,960	103,271	38,668	1,234	39,902

Footnote: Data shown reflects counts for the number of Valid and unexpired endorsements. CDL Instructions Permits are excluded.

This data reflects the number of endorsements and not the number of drivers who hold these endorsements since drivers can hold multiple endorsements.

Source: Bureau of Drivers Services
Report: YRNDORS

2022 Facts and Figures

Instruction Permit Statistics

Birth Year	Age	Commercial (CDLI)			Regular (REGI)			Motorcycle (CYCI)		
		Male	Female	Total	Male	Female	Total	Male	Female	Total
2007	15	0	0	0	12,885	13,249	26,134	0	0	0
2006	16	0	0	0	23,267	22,525	45,792	54	14	68
2005	17	0	0	0	7,769	6,559	14,328	77	11	88
2004	18	139	4	143	4,638	3,603	8,241	216	29	245
2003	19	176	12	188	3,488	2,696	6,184	348	32	380
2002	20	163	11	174	2,141	1,773	3,914	474	19	493
2001	21	149	17	166	1,738	1,418	3,156	443	34	477
2000	22	139	17	156	1,417	1,252	2,669	302	48	350
1999	23	142	17	159	1,125	1,008	2,133	318	21	339
1998	24	128	13	141	979	908	1,887	297	28	325
1997	25	129	20	149	889	785	1,674	313	41	354
1996	26	145	22	167	731	723	1,454	276	26	302
1995	27	92	23	115	711	647	1,358	236	25	261
1994	28	124	28	152	693	634	1,327	192	34	226
1993	29	118	29	147	596	632	1,228	188	20	208
1992	30	134	33	167	567	532	1,099	173	26	199
1991	31	102	28	130	526	513	1,039	194	19	213
1990	32	98	31	129	546	443	989	201	29	230
1989	33	119	35	154	471	398	869	230	42	272
1988	34	104	30	134	426	379	805	155	24	179
1987	35	117	30	147	419	318	737	134	21	155
1986	36	94	31	125	399	323	722	166	12	178
1985	37	100	27	127	364	248	612	140	24	164
1984	38	85	24	109	314	262	576	114	13	127
1983	39	74	26	100	326	232	558	97	17	114
1982	40	70	21	91	268	222	490	100	34	134
1981	41	78	21	99	267	197	464	95	9	104
1980	42	80	23	103	254	213	467	104	30	134
1979	43	59	20	79	227	185	412	120	19	139
1978	44	67	15	82	215	169	384	74	12	86
1977	45	67	19	86	234	141	375	81	24	105
1976	46	57	16	73	164	131	295	98	28	126
1975	47	57	13	70	201	112	313	71	21	92
1974	48	59	11	70	132	124	256	77	23	100
1973	49	54	16	70	134	112	246	92	14	106
1972	50	50	11	61	123	108	231	89	12	101
1971	51	57	22	79	141	81	222	57	19	76
1970	52	71	12	83	127	101	228	107	17	124
1969	53	56	5	61	118	75	193	66	8	74
1968	54	38	12	50	85	88	173	45	2	47

2022 Facts and Figures

Birth Year	Age	Commercial (CDLI)			Regular (REGI)			Motorcycle (CYCI)		
		Male	Female	Total	Male	Female	Total	Male	Female	Total
1967	55	43	12	55	99	68	167	41	17	58
1966	56	42	9	51	93	63	156	63	19	82
1965	57	45	17	62	72	75	147	59	16	75
1964	58	33	12	45	93	62	155	44	12	56
1963	59	37	8	45	80	64	144	54	7	61
1962	60	44	9	53	53	41	94	48	6	54
1961	61	47	6	53	82	49	131	32	18	50
1960	62	33	6	39	80	37	117	35	10	45
1959	63	35	3	38	61	42	103	12	8	20
1958	64	33	5	38	46	45	91	25	4	29
1957	65	35	7	42	46	25	71	16	14	30
1956	66	30	2	32	62	22	84	12	7	19
1955	67	29	5	34	35	19	54	11	0	11
1954	68	17	2	19	29	21	50	8	6	14
1953	69	14	3	17	20	11	31	11	0	11
1952	70	9	3	12	31	15	46	13	3	16
1951	71	16	5	21	16	16	32	3	0	3
1950	72	13	2	15	22	11	33	13	0	13
1949	73	9	1	10	21	7	28	6	0	6
1948	74	6	0	6	16	9	25	0	0	0
1947	75	9	0	9	6	7	13	0	0	0
1946	76	2	1	3	7	9	16	3	0	3
1945	77	2	0	2	6	9	15	2	2	4
1944	78	2	0	2	6	7	13	0	0	0
1943	79	2	0	2	7	8	15	0	0	0
1942	80	0	0	0	13	12	25	0	0	0
1941	81	1	0	1	8	4	12	0	0	0
1940	82	0	0	0	4	5	9	0	0	0
1939	83	3	0	3	6	3	9	0	0	0
1938	84	0	0	0	3	0	3	0	0	0
1937	85	0	0	0	1	3	4	0	0	0
1936	86	1	0	1	7	4	11	0	0	0
1935	87	0	0	0	2	2	4	0	0	0
1934	88	0	0	0	3	6	9	0	0	0
1933	89	0	0	0	2	2	4	0	0	0
1932	90	0	0	0	3	2	5	0	0	0
1931	91	0	0	0	5	2	7	0	0	0
1930	92	0	0	0	3	2	5	0	0	0
1929	93	0	0	0	3	1	4	0	0	0
1928	94	0	0	0	1	1	2	0	0	0
1927	95	0	0	0	1	1	2	0	0	0
1926	96	0	0	0	0	0	0	0	0	0

2022 Facts and Figures

<u>Birth Year</u>	<u>Age</u>	<u>Commercial (CDLI)</u>			<u>Regular (REGI)</u>			<u>Motorcycle (CYCI)</u>		
		<u>Male</u>	<u>Female</u>	<u>Total</u>	<u>Male</u>	<u>Female</u>	<u>Total</u>	<u>Male</u>	<u>Female</u>	<u>Total</u>
1925	97	0	0	0	0	1	1	0	0	0
1924	98	0	0	0	0	0	0	0	0	0
1923	99	0	0	0	1	0	1	0	0	0
1922	100	0	0	0	0	0	0	0	0	0
1921	101	0	0	0	0	0	0	0	0	0
TOTALS		4,183	863	5,046	71,270	64,912	136,182	7,125	1,030	8,155

Footnote: Commercial and Regular instruction permit statistics include all types of status except those which expired prior to 12/01/22.

Note: Regular Instruction Permit (REGI) statistics for 2022 now includes 15-year-old drivers due to a law change in 2021.

Motorcycle instruction permit statistics include all types of status except those which expired prior to 06/01/22 (due to seasonal nature of this license type)

Source: Bureau of Drivers Services

Report: YRIPRMI

Commercial Driving School

A driver training school teaches students to operate a motor vehicle. DMV licenses schools and instructors and inspects them to ensure they continue to meet licensing requirements. There are 192 licensed driving schools employing 976 instructors.

Bureaus of Driver Services
Qualifications and Issuance Section
Phone: (608) 264-7495
Email: dotdrvtrnschool@dot.wi.gov

Motorcycle Endorsement

A motorcycle is a motor vehicle designed and built to have no more than three wheels. It must have its own power source capable of speeds more than 30 mph with a 150-pound rider under ideal road conditions.

Bureau of Driver Services
DMV Communication Center
Phone: (608) 264-7447
Email: [Wisconsin DMV email service](#)

2022 Facts and Figures

Motorcycle License Class M Statistics

Birth Year	Age	Probationary			Regular		
		Male	Female	Total	Male	Female	Total
2006	16	11	0	11	116	26	142
2005	17	22	4	26	403	88	491
2004	18	60	8	68	771	136	907
2003	19	39	2	41	1,019	204	1,223
2002	20	37	6	43	1,291	258	1,549
2001	21	38	8	46	1,489	315	1,804
2000	22	40	4	44	1,822	312	2,134
1999	23	51	13	64	2,135	451	2,586
1998	24	49	7	56	2,329	475	2,804
1997	25	44	5	49	2,693	560	3,253
1996	26	40	3	43	2,855	590	3,445
1995	27	38	6	44	2,983	610	3,593
1994	28	70	14	84	3,380	640	4,020
1993	29	54	5	59	3,888	748	4,636
1992	30	57	8	65	4,301	838	5,139
1991	31	45	4	49	4,725	930	5,655
1990	32	57	6	63	4,791	998	5,789
1989	33	58	7	65	5,251	1,070	6,321
1988	34	54	8	62	4,873	977	5,850
1987	35	56	9	65	4,976	1,001	5,977
1986	36	44	10	54	5,269	1,063	6,332
1985	37	47	6	53	5,560	1,116	6,676
1984	38	52	13	65	5,730	1,221	6,951
1983	39	49	5	54	5,774	1,167	6,941
1982	40	54	6	60	6,077	1,203	7,280
1981	41	22	6	28	6,075	1,271	7,346
1980	42	42	5	47	5,993	1,200	7,193
1979	43	35	7	42	6,179	1,306	7,485
1978	44	40	6	46	6,273	1,310	7,583
1977	45	32	6	38	6,632	1,368	8,000
1976	46	34	4	38	6,236	1,320	7,556
1975	47	17	0	17	6,812	1,321	8,133
1974	48	15	2	17	7,509	1,339	8,848
1973	49	13	3	16	7,439	1,307	8,746
1972	50	10	0	10	7,692	1,358	9,050
1971	51	19	1	20	8,640	1,568	10,208
1970	52	12	2	14	10,042	1,741	11,783
1969	53	14	3	17	9,829	1,773	11,602
1968	54	19	3	22	9,984	1,689	11,673
1967	55	13	1	14	10,406	1,860	12,266
1966	56	14	1	15	11,275	2,039	13,314
1965	57	15	1	16	11,959	2,140	14,099
1964	58	20	3	23	12,996	2,278	15,274
1963	59	16	2	18	13,466	2,345	15,811
1962	60	19	2	21	13,697	2,503	16,200
1961	61	19	4	23	14,170	2,413	16,583
1960	62	18	4	22	13,976	2,440	16,416

2022 Facts and Figures

1959	63	18	2	20	14,074	2,412	16,486
1958	64	13	0	13	13,546	2,469	16,015
1957	65	17	4	21	13,574	2,525	16,099
1956	66	13	1	14	13,000	2,319	15,319
1955	67	16	3	19	12,532	2,180	14,712
1954	68	10	1	11	12,275	2,146	14,421
1953	69	10	0	10	11,116	1,979	13,095
1952	70	10	0	10	10,382	1,824	12,206
1951	71	13	3	16	9,908	1,682	11,590
1950	72	7	3	10	8,733	1,556	10,289
1949	73	11	2	13	8,126	1,385	9,511
1948	74	7	1	8	7,294	1,275	8,569
1947	75	9	1	10	6,782	1,198	7,980
1946	76	5	1	6	5,387	935	6,322
1945	77	3	0	3	4,153	758	4,911
1944	78	3	0	3	3,796	674	4,470
1943	79	4	1	5	3,687	602	4,289
1942	80	1	0	1	3,100	566	3,666
1941	81	3	0	3	2,479	417	2,896
1940	82	1	0	1	2,112	351	2,463
1939	83	2	1	3	1,667	300	1,967
1938	84	0	0	0	1,557	308	1,865
1937	85	1	0	1	1,291	206	1,497
1936	86	0	0	0	1,091	191	1,282
1935	87	0	0	0	917	161	1,078
1934	88	0	0	0	706	113	819
1933	89	1	0	1	564	95	659
1932	90	2	0	2	437	78	515
1931	91	0	0	0	389	80	469
1930	92	0	0	0	368	58	426
1929	93	0	0	0	281	38	319
1928	94	0	0	0	209	33	242
1927	95	0	0	0	164	27	191
1926	96	1	0	1	137	20	157
1925	97	0	0	0	70	14	84
1924	98	0	0	0	57	9	66
1923	99	0	0	0	44	5	49
1922	100	0	0	0	17	1	18
1921	101	0	0	0	9	1	10
1920	102	0	0	0	7	1	8
1919	103	0	0	0	4	1	5
1918	104	0	0	0	2	0	2
1917	105	0	0	0	0	0	0
1916	106	0	0	0	0	0	0
TOTALS		1,805	257	2,062	467,826	85,879	553,705

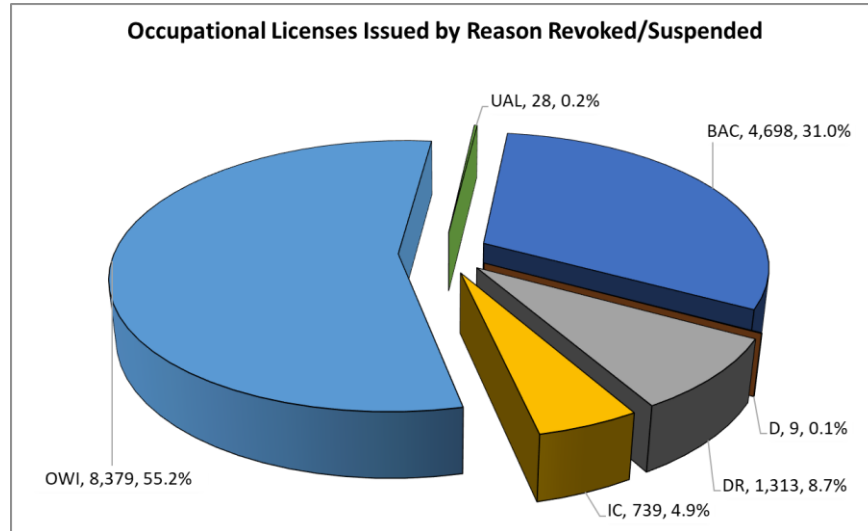
Footnote: Data shown reflects counts for the number Class M license holders and includes those drivers who were Revoked, Suspended, Canceled, Surrendered or Disqualified. Licenses which expired prior to 12/01/22 are not included.

Source: Bureau of Drivers Services
Report: YRMOTOR

2022 Facts and Figures

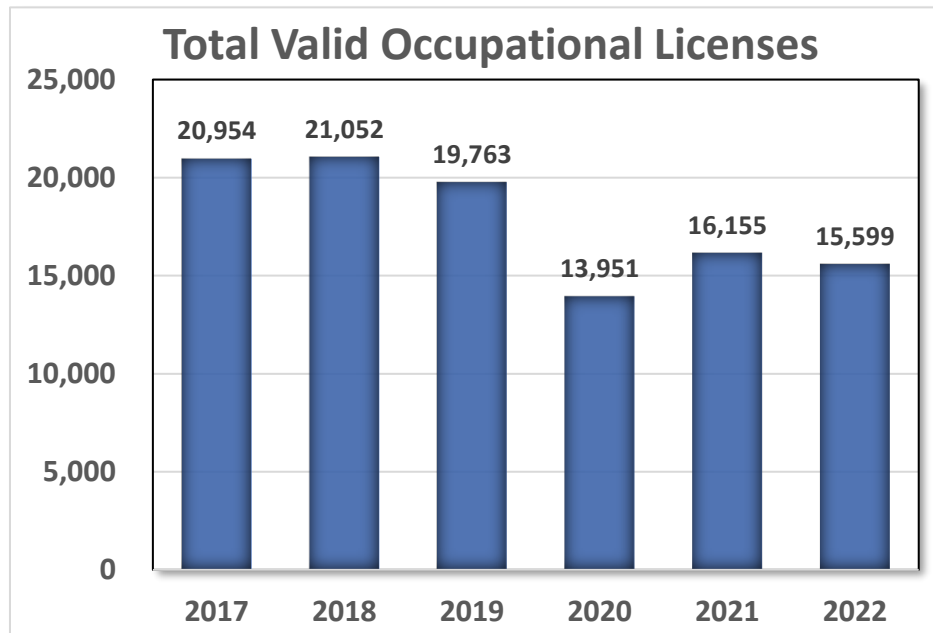
Occupational License

An occupational license is a restricted license that allows a person to drive to and from work, school, church, and to meet the requirements of a driver safety plan.



BAC (Blood Alcohol Content) - Administrative Suspension
D - Drug Conviction, 17 years old or older on date of conviction
DR - Driver Record, Accumulation of Points
IC - Implied Consent
OWI - Operating under the influence of Intoxicant or Controlled Substance
UAL - Underage Alcohol

Source: Bureau of Driver Services, TSO Report OCCUPTNL



Footnote: The title in the chart above was updated in 2023. The chart's data reflects the total number of valid occupational licenses by year – not the number of occupational licenses issued each year. Prior Title: "Total Occupational Licenses Issued"

Source: Bureau of Driver Services, TSO Report OCCUPTNL

School Bus (S) endorsement

A School Bus Endorsement (S) is required for anyone operating a school bus to transport:

- Pupils (K–12) to or from public, private, vocational, technical, or adult education school.
- Pupils (K–12) to or from curricular or extracurricular school activities (not-charter operation).
- Pupils (K–12) to or from religious instruction on days when school is in session.
- Children (under 21 years of age) with exceptional needs, to or from an education program approved by the Department of Public Instruction.
- Persons with disabilities or elderly persons in a vehicle painted school bus yellow in connection with any transportation assistance program.

Bureau of Driver Services

Phone: (608) 264-7447

Email: [Wisconsin DMV email service](#)

2022 Facts and Figures

Driver License/ID Cards Issued

Type	Jan	Feb	Mar	Apr	May	Jun	Jul	Aug	Sep	Oct	Nov	Dec	TOTAL
Photo Identification Card													
Original	2,943	3,311	4,288	3,659	3,627	5,212	5,163	4,844	3,677	3,935	3,581	2,851	47,091
Renewal	1,802	1,876	2,280	1,929	1,783	1,941	1,878	2,006	1,955	1,958	1,938	1,514	22,860
Duplicate	5,479	5,315	6,274	5,601	5,449	6,035	6,103	6,605	6,099	6,062	5,709	4,817	69,548
Regular Instruction Permit (Class D)													
Original	5,540	6,189	7,973	6,929	6,217	8,586	8,569	9,343	5,881	6,644	6,269	5,367	83,507
Renewal	1,557	1,853	2,518	2,058	2,060	2,522	2,323	1,620	986	791	660	445	19,393
Duplicate	290	298	357	297	311	391	384	452	378	378	391	382	4,309
Motorcycle Instruction Permit (Class M)													
Original	35	82	710	869	1,229	1,385	998	741	415	119	32	22	6,637
Renewal	28	73	692	876	1,131	725	422	281	161	48	29	20	4,486
Duplicate	0	1	3	1	2	4	5	8	4	1	1	0	30
Commercial Instruction Permit (Class ABC)													
Original	1,831	2,052	500	581	449	490	523	694	653	630	469	473	9,345
Renewal	774	719	308	306	234	292	530	531	284	320	240	253	4,791
Duplicate	53	142	79	52	33	41	45	31	34	38	36	27	611
Change of Authority	92	161	51	48	32	41	37	44	31	31	35	27	630
Probationary (Class DM)													
Original	5,693	5,861	6,832	6,878	6,900	7,317	6,827	8,065	6,952	6,585	6,258	6,183	80,351
Duplicate	1,223	1,217	1,458	1,177	1,172	1,435	1,488	1,687	1,274	1,355	1,335	1,202	16,023
Change of Authority	13	9	16	86	181	195	182	227	99	70	20	7	1,105
Regular (Class ABCDM)													
Original	10,032	8,046	10,542	8,640	9,573	10,850	11,179	13,159	9,770	9,874	8,887	8,306	118,858
Renewal	36,141	30,494	37,224	33,240	31,634	34,628	35,060	38,309	34,759	33,865	31,035	29,282	405,671
Duplicate	19,954	18,693	22,523	19,877	19,116	20,865	22,315	25,554	23,208	25,294	22,860	17,823	258,082
Change of Authority	1,073	1,209	1,331	1,829	2,351	2,373	2,171	2,289	1,555	1,333	886	861	19,261
Occupational (Class DM)													
Original	877	768	1,012	925	883	840	816	854	819	779	759	802	10,134
Duplicate	17	22	21	10	18	20	18	21	19	24	19	17	226
Moped Instruction Permit (Class D)													
Original	0	1	0	0	0	1	2	0	1	1	0	0	6
Renewal	0	0	0	0	0	0	0	1	0	0	0	0	1

2022 Facts and Figures

Juvenile Instruction Permit (Class D)	Jan	Feb	Mar	Apr	May	Jun	Jul	Aug	Sep	Oct	Nov	Dec	TOTAL
Original	0	0	0	0	0	0	0	0	0	0	0	0	0
Renewal	0	0	0	0	0	0	0	0	0	0	0	0	0
Duplicate	0	0	0	0	0	0	0	0	0	0	0	0	0
Juvenile Probationary (Class D)	Jan	Feb	Mar	Apr	May	Jun	Jul	Aug	Sep	Oct	Nov	Dec	TOTAL
Original	0	0	0	0	1	0	0	0	0	0	0	0	1
Duplicate	0	0	0	0	0	0	0	0	0	0	0	0	0
Special Restricted Instruction Permit (Class D)	Jan	Feb	Mar	Apr	May	Jun	Jul	Aug	Sep	Oct	Nov	Dec	TOTAL
Original	0	0	0	0	0	1	0	0	0	0	0	0	1
Renewal	0	0	0	0	0	0	0	0	0	0	0	0	0
Special Restricted (Class D)	Jan	Feb	Mar	Apr	May	Jun	Jul	Aug	Sep	Oct	Nov	Dec	TOTAL
Original	0	0	0	0	0	0	0	0	0	0	0	0	0
Renewal	0	0	0	1	1	0	0	0	0	0	0	0	2
Duplicate	0	0	0	0	0	0	0	0	0	0	0	0	0
Totals	Jan	Feb	Mar	Apr	May	Jun	Jul	Aug	Sep	Oct	Nov	Dec	TOTAL
Originals	26,951	26,310	31,857	28,481	28,879	34,682	34,077	37,700	28,168	28,567	26,255	24,004	355,931
Renewals	40,302	35,015	43,022	38,410	36,843	40,108	40,213	42,748	38,145	36,982	33,902	31,514	457,204
Duplicates	27,016	25,688	30,715	27,015	26,101	28,791	30,358	34,358	31,016	33,152	30,351	24,268	348,829
Change of Authority	1,178	1,379	1,398	1,963	2,564	2,609	2,390	2,560	1,685	1,434	941	895	20,996

*Original means first time issued: does **not** include reissued or issued after reinstatement

Source: WISDOT/DMV-Bureau of Driver Services

Report: P7913205

2022 Facts and Figures

Drivers Licensed by County

<u>COUNTY</u>	<u>Valid (1)</u>	<u>Withdrawn (2)</u>	<u>Total (1 and 2)</u>	<u>Expired (3)</u>
ADAMS	16,879	352	17,231	421
ASHLAND	12,030	282	12,312	335
BARRON	37,137	630	37,767	874
BAYFIELD	13,257	220	13,477	325
BROWN	193,382	3,566	196,948	4,478
BUFFALO	10,775	134	10,909	233
BURNETT	14,217	223	14,440	347
CALUMET	36,261	392	36,653	555
CHIPPEWA	49,131	795	49,926	969
CLARK	22,110	319	22,429	418
COLUMBIA	45,313	838	46,151	953
CRAWFORD	12,107	206	12,313	267
DANE	404,573	5,251	409,824	12,792
DODGE	65,277	1,279	66,556	1,399
DOOR	25,467	326	25,793	501
DOUGLAS	33,323	717	34,040	990
DUNN	31,439	586	32,025	703
EAU CLAIRE	75,445	1,399	76,844	1,887
FLORENCE	4,009	46	4,055	85
FOND DU LAC	76,146	1,473	77,619	1,745
FOREST	7,255	141	7,396	214
GRANT	35,069	537	35,606	827
GREEN	28,640	409	29,049	557
GREEN LAKE	14,512	299	14,811	318
IOWA	18,815	213	19,028	358
IRON	5,305	62	5,367	128
JACKSON	14,206	343	14,549	381
JEFFERSON	62,666	1,092	63,758	1,299
JUNEAU	19,997	477	20,474	520
KENOSHA	122,665	2,783	125,448	3,761
KEWAUNEE	16,013	204	16,217	253
LA CROSSE	85,326	1,409	86,735	2,201
LAFAYETTE	12,064	174	12,238	223
LANGLADE	15,442	265	15,707	346
LINCOLN	22,997	372	23,369	493
MANITOWOC	61,257	909	62,166	1,308
MARATHON	104,198	1,735	105,933	2,143
MARINETTE	33,720	543	34,263	890
MARQUETTE	12,520	251	12,771	282

2022 Facts and Figures

MENOMINEE	2,472	159	2,631	128
MILWAUKEE	564,362	21,998	586,360	23,678
MONROE	32,181	651	32,832	769
OCONTO	31,558	459	32,017	567
ONEIDA	31,598	422	32,020	703
OUTAGAMIE	148,177	2,110	150,287	3,005
OZAUKEE	74,420	750	75,170	1,587
PEPIN	5,684	74	5,758	100
PIERCE	32,701	352	33,053	643
POLK	36,887	567	37,454	761
PORTAGE	51,885	864	52,749	1,088
PRICE	11,684	175	11,859	230
RACINE	140,026	3,784	143,810	4,136
RICHLAND	12,036	214	12,250	274
ROCK	120,817	2,918	123,735	3,622
RUSK	11,237	210	11,447	262
SAUK	49,581	1,138	50,719	1,179
SAWYER	14,249	262	14,511	397
SHAWANO	30,911	616	31,527	668
SHEBOYGAN	86,903	1,565	88,468	1,931
ST. CROIX	74,886	808	75,694	1,383
TAYLOR	14,825	209	15,034	282
TREMPEALEAU	22,275	314	22,589	504
UNKNOWN	1,108	29	1,137	22
VERNON	21,915	296	22,211	437
VILAS	20,363	335	20,698	528
WALWORTH	80,101	1,270	81,371	2,153
WASHBURN	14,174	204	14,378	310
WASHINGTON	108,887	1,489	110,376	1,952
WAUKESHA	329,561	3,808	333,369	7,260
WAUPACA	40,281	651	40,932	878
WAUSHARA	18,608	388	18,996	408
WINNEBAGO	126,825	2,283	129,108	2,934
WOOD	56,745	1,090	57,835	1,273
Totals	4,290,868	83,714	4,374,582	112,831

(1) Valid -- Number of Valid D and Probationary License Holders by County Excludes Revoked/Suspended/Canceled/Surrendered/Disqualified and Expired

(2) Withdrawn -- Number of Revoked/Suspended/Canceled/Surrendered/Disqualified by County Excludes Expired Licenses

(3) Expired -- Number of Expired Licenses That Are Less Than One Year Expired by County

Source: Bureau of Drivers Services

Report: YRENDL

2022 Facts and Figures

Drivers Licensed – Probationary

Birth Year	Age	Valid ¹			Withdrawn ²			Valid & Withdrawn		
		Male	Female	Total	Male	Female	Total	Male	Female	Total
2006	16	19,041	18,826	37,867	53	39	92	19,094	18,865	37,959
2005	17	24,305	23,920	48,225	296	160	456	24,601	24,080	48,681
2004	18	24,563	23,746	48,309	656	304	960	25,219	24,050	49,269
2003	19	7,906	6,584	14,490	583	260	843	8,489	6,844	15,333
2002	20	5,098	4,330	9,428	555	263	818	5,653	4,593	10,246
2001	21	3,384	3,017	6,401	335	200	535	3,719	3,217	6,936
2000	22	2,393	2,159	4,552	244	158	402	2,637	2,317	4,954
1999	23	1,619	1,551	3,170	211	146	357	1,830	1,697	3,527
1998	24	1,364	1,357	2,721	152	114	266	1,516	1,471	2,987
1997	25	1,166	1,124	2,290	145	117	262	1,311	1,241	2,552
1996	26	976	1,046	2,022	130	103	233	1,106	1,149	2,255
1995	27	963	892	1,855	134	95	229	1,097	987	2,084
1994	28	860	806	1,666	119	69	188	979	875	1,854
1993	29	746	755	1,501	115	76	191	861	831	1,692
1992	30	721	701	1,422	101	53	154	822	754	1,576
1991	31	649	659	1,308	106	54	160	755	713	1,468
1990	32	650	558	1,208	101	60	161	751	618	1,369
1989	33	574	497	1,071	94	42	136	668	539	1,207
1988	34	521	462	983	66	39	105	587	501	1,088
1987	35	494	394	888	56	38	94	550	432	982
1986	36	444	350	794	49	31	80	493	381	874
1985	37	415	303	718	34	18	52	449	321	770
1984	38	361	280	641	37	20	57	398	300	698
1983	39	336	275	611	40	12	52	376	287	663
1982	40	282	259	541	38	8	46	320	267	587
1981	41	270	218	488	30	4	34	300	222	522
1980	42	244	230	474	20	6	26	264	236	500

2022 Facts and Figures

Birth Year	Age	Valid ¹			Withdrawn ²			Valid & Withdrawn		
		Male	Female	Total	Male	Female	Total	Male	Female	Total
1979	43	231	180	411	20	10	30	251	190	441
1978	44	193	171	364	12	6	18	205	177	382
1977	45	214	132	346	17	6	23	231	138	369
1976	46	143	143	286	12	5	17	155	148	303
1975	47	170	113	283	17	6	23	187	119	306
1974	48	132	121	253	9	3	12	141	124	265
1973	49	142	94	236	13	2	15	155	96	251
1972	50	105	99	204	13	1	14	118	100	218
1971	51	120	90	210	5	4	9	125	94	219
1970	52	116	91	207	5	0	5	121	91	212
1969	53	90	81	171	14	0	14	104	81	185
1968	54	71	66	137	3	1	4	74	67	141
1967	55	73	58	131	2	2	4	75	60	135
1966	56	73	59	132	5	1	6	78	60	138
1965	57	63	54	117	5	0	5	68	54	122
1964	58	69	36	105	5	1	6	74	37	111
1963	59	77	45	122	6	1	7	83	46	129
1962	60	59	40	99	3	0	3	62	40	102
1961	61	59	41	100	1	0	1	60	41	101
1960	62	55	23	78	3	0	3	58	23	81
1959	63	34	24	58	0	1	1	34	25	59
1958	64	36	19	55	1	0	1	37	19	56
1957	65	37	17	54	0	1	1	37	18	55
1956	66	28	19	47	0	0	0	28	19	47
1955	67	24	17	41	0	0	0	24	17	41
1954	68	13	13	26	0	0	0	13	13	26
1953	69	11	5	16	0	0	0	11	5	16
1952	70	18	3	21	2	1	3	20	4	24

2022 Facts and Figures

Birth Year	Age	Valid ¹			Withdrawn ²			Valid & Withdrawn		
		Male	Female	Total	Male	Female	Total	Male	Female	Total
1951	71	9	9	18	0	0	0	9	9	18
1950	72	6	5	11	0	0	0	6	5	11
1949	73	8	3	11	1	0	1	9	3	12
1948	74	7	2	9	0	0	0	7	2	9
1947	75	2	1	3	0	0	0	2	1	3
1946	76	1	2	3	0	0	0	1	2	3
1945	77	2	3	5	0	0	0	2	3	5
1944	78	4	2	6	0	0	0	4	2	6
1943	79	0	1	1	0	0	0	0	1	1
1942	80	4	1	5	0	0	0	4	1	5
1941	81	1	0	1	0	0	0	1	0	1
1940	82	1	0	1	0	0	0	1	0	1
1937	85	0	1	1	0	0	0	0	1	1
Totals:		102,846	97,183	200,029	4,674	2,541	7,215	107,520	99,724	207,244

(1) Valid

Number of Valid Probationary License Holders by Age and Sex

Excludes Revoked/Suspended/Canceled/Surrendered/Disqualified and Expired

(2) Withdrawn

Number of Revoked/Suspended/Canceled/Surrendered/Disqualified by Age and Sex

Excludes Expired Licenses

Source: Bureau of Drivers Services

Report: YRNDPROB

2022 Facts and Figures

Drivers Licensed – Probationary and Regular

Birth Year	Age	Valid (1)			Withdrawn (2)			Valid & Withdrawn		
		Male	Female	Total	Male	Female	Total	Male	Female	Total
2006	16	16,877	16,846	33,723	50	31	81	16,927	16,877	33,804
2005	17	23,902	23,607	47,509	286	143	429	24,188	23,750	47,938
2004	18	27,088	26,429	53,517	621	302	923	27,709	26,731	54,440
2003	19	28,000	27,314	55,314	716	311	1,027	28,716	27,625	56,341
2002	20	28,985	28,211	57,196	919	475	1,394	29,904	28,686	58,590
2001	21	30,282	29,411	59,693	955	612	1,567	31,237	30,023	61,260
2000	22	31,910	30,667	62,577	190	724	914	32,100	31,391	63,491
1999	23	32,357	30,957	63,314	414	794	1,208	32,771	31,751	64,522
1998	24	32,524	31,660	64,184	531	933	1,464	33,055	32,593	65,648
1997	25	32,871	31,920	64,791	605	970	1,575	33,476	32,890	66,366
1996	26	33,468	32,459	65,927	790	986	1,776	34,258	33,445	67,703
1995	27	31,785	31,032	62,817	451	794	1,245	32,236	31,826	64,062
1994	28	32,717	32,320	65,037	488	809	1,297	33,205	33,129	66,334
1993	29	33,567	33,094	66,661	485	844	1,329	34,052	33,938	67,990
1992	30	34,448	33,798	68,246	529	818	1,347	34,977	34,616	69,593
1991	31	35,249	34,985	70,234	623	835	1,458	35,872	35,820	71,692
1990	32	36,021	35,717	71,738	744	965	1,709	36,765	36,682	73,447
1989	33	35,584	35,480	71,064	743	922	1,665	36,327	36,402	72,729
1988	34	35,296	35,350	70,646	617	905	1,522	35,913	36,255	72,168
1987	35	34,220	34,350	68,570	398	827	1,225	34,618	35,177	69,795
1986	36	34,914	34,731	69,645	313	724	1,037	35,227	35,455	70,682
1985	37	35,520	35,525	71,045	302	695	997	35,822	36,220	72,042
1984	38	35,223	35,066	70,289	280	664	944	35,503	35,730	71,233
1983	39	34,472	34,889	69,361	229	658	887	34,701	35,547	70,248
1982	40	35,274	35,362	70,636	294	664	958	35,568	36,026	71,594
1981	41	35,062	34,861	69,923	151	663	814	35,213	35,524	70,737
1980	42	35,284	34,883	70,167	203	651	854	35,487	35,534	71,021
1979	43	34,281	33,551	67,832	61	548	609	34,342	34,099	68,441
1978	44	32,701	32,366	65,067	887	475	1,362	33,588	32,841	66,429
1977	45	32,336	32,044	64,380	877	446	1,323	33,213	32,490	65,703
1976	46	30,848	30,517	61,365	773	361	1,134	31,621	30,878	62,499
1975	47	30,689	30,059	60,748	706	371	1,077	31,395	30,430	61,825
1974	48	30,859	30,170	61,029	698	371	1,069	31,557	30,541	62,098
1973	49	29,337	29,582	58,919	666	362	1,028	30,003	29,944	59,947
1972	50	30,494	30,518	61,012	696	321	1,017	31,190	30,839	62,029
1971	51	33,039	32,884	65,923	659	304	963	33,698	33,188	66,886
1970	52	35,255	35,074	70,329	702	320	1,022	35,957	35,394	71,351
1969	53	33,668	33,443	67,111	644	320	964	34,312	33,763	68,075
1968	54	33,604	33,637	67,241	599	295	894	34,203	33,932	68,135
1967	55	33,679	33,839	67,518	558	267	825	34,237	34,106	68,343
1966	56	35,030	35,410	70,440	582	252	834	35,612	35,662	71,274

2022 Facts and Figures

1965	57	35,959	36,463	72,422	552	260	812	36,511	36,723	73,234
1964	58	38,104	38,785	76,889	522	244	766	38,626	39,029	77,655
1963	59	38,300	39,093	77,393	530	211	741	38,830	39,304	78,134
1962	60	38,999	40,052	79,051	533	234	767	39,532	40,286	79,818
1961	61	39,428	40,648	80,076	522	190	712	39,950	40,838	80,788
1960	62	39,129	40,581	79,710	471	206	677	39,600	40,787	80,387
1959	63	38,593	39,787	78,380	427	153	580	39,020	39,940	78,960
1958	64	37,639	38,418	76,057	364	159	523	38,003	38,577	76,580
1957	65	37,060	38,352	75,412	341	138	479	37,401	38,490	75,891
1956	66	36,188	36,409	72,597	313	134	447	36,501	36,543	73,044
1955	67	34,500	35,449	69,949	276	131	407	34,776	35,580	70,356
1954	68	33,775	35,061	68,836	282	133	415	34,057	35,194	69,251
1953	69	31,694	32,719	64,413	189	96	285	31,883	32,815	64,698
1952	70	30,811	32,116	62,927	247	131	378	31,058	32,247	63,305
1951	71	29,528	30,463	59,991	215	122	337	29,743	30,585	60,328
1950	72	26,988	28,199	55,187	205	121	326	27,193	28,320	55,513
1949	73	25,798	27,369	53,167	193	121	314	25,991	27,490	53,481
1948	74	24,388	25,858	50,246	199	169	368	24,587	26,027	50,614
1947	75	24,032	25,629	49,661	184	145	329	24,216	25,774	49,990
1946	76	20,324	22,005	42,329	174	142	316	20,498	22,147	42,645
1945	77	16,198	17,504	33,702	160	119	279	16,358	17,623	33,981
1944	78	15,333	17,070	32,403	162	147	309	15,495	17,217	32,712
1943	79	15,195	17,005	32,200	163	191	354	15,358	17,196	32,554
1942	80	14,057	16,110	30,167	153	183	336	14,210	16,293	30,503
1941	81	11,560	13,453	25,013	157	159	316	11,717	13,612	25,329
1940	82	10,150	11,954	22,104	142	166	308	10,292	12,120	22,412
1939	83	8,968	10,571	19,539	167	173	340	9,135	10,744	19,879
1938	84	8,372	9,859	18,231	172	160	332	8,544	10,019	18,563
1937	85	7,158	8,757	15,915	150	170	320	7,308	8,927	16,235
1936	86	6,257	7,565	13,822	159	163	322	6,416	7,728	14,144
1935	87	5,353	6,487	11,840	134	172	306	5,487	6,659	12,146
1934	88	4,496	5,507	10,003	108	155	263	4,604	5,662	10,266
1933	89	3,548	4,422	7,970	135	137	272	3,683	4,559	8,242
1932	90	2,973	3,908	6,881	116	155	271	3,089	4,063	7,152
1931	91	2,532	3,396	5,928	125	170	295	2,657	3,566	6,223
1930	92	2,098	2,976	5,074	116	179	295	2,214	3,155	5,369
1929	93	1,526	2,468	3,994	109	179	288	1,635	2,647	4,282
1928	94	1,122	1,807	2,929	65	166	231	1,187	1,973	3,160
1927	95	775	1,251	2,026	79	113	192	854	1,364	2,218
1926	96	558	872	1,430	46	70	116	604	942	1,546
1925	97	331	565	896	39	46	85	370	611	981
1924	98	169	411	580	22	39	61	191	450	641
1923	99	118	233	351	14	22	36	132	255	387
1922	100	74	153	227	5	18	23	79	171	250
1921	101	36	86	122	1	4	5	37	90	127
1920	102	14	26	40	1	2	3	15	28	43

2022 Facts and Figures

1919	103	7	21	28	2	5	7	9	26	35
1918	104	5	7	12	1	0	1	6	7	13
1917	105	2	4	6	1	0	1	3	4	7
1916	106	2	1	3	0	0	0	2	1	3
1915	107	0	0	0	0	1	1	0	1	1
1912	110	1	0	1			0	1	0	1
TOTALS		2,128,945	2,161,923	4,290,868	31,478	30,236	61,714	2,160,423	2,192,159	4,352,582

(1) Valid

Number of Valid D and Probationary License Holders

Excludes Revoked/Suspended/Canceled/Surrendered/Disqualified and Expired

(2) Withdrawn

Number of Revoked/Suspended/Canceled/Surrendered/Disqualified

Excludes Expired Licenses

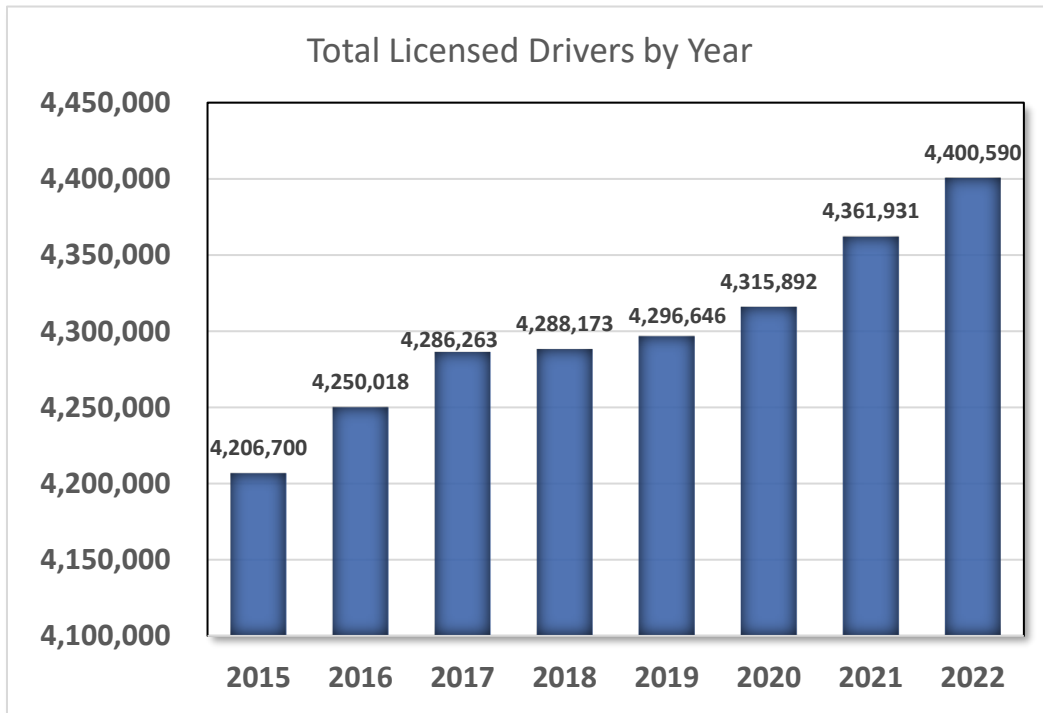
Source: Bureau of Drivers Services

Report: YRENDL

2022 Facts and Figures

Total Licensed Drivers by Year

Year	Count	Year	Count	Year	Count	Year	Count
1928	893,450	1961	2,069,750	1984	3,192,135	2007	4,075,764
1930	995,000	1962	2,048,300	1985	3,265,322	2008	4,079,562
1940	1,230,000	1963	2,076,500	1986	3,288,517	2009	4,085,833
1941	1,246,600	1964	2,089,700	1987	3,308,903	2010	4,114,622
1942	1,309,475	1965	2,155,007	1988	3,329,557	2011	4,142,823
1943	1,369,750	1966	2,197,038	1989	3,357,339	2012	4,171,428
1944	1,422,050	1967	2,280,544	1990	3,394,203	2013	4,188,194
1945	1,505,700	1968	2,360,815	1991	3,473,236	2014	4,194,760
1946	1,547,100	1969	2,458,037	1992	3,481,421	2015	4,206,700
1947	1,553,500	1970	2,459,539	1993	3,502,347	2016	4,250,018
1948	1,575,500	1971	2,465,315	1994	3,554,003	2017	4,286,263
1949	1,613,800	1972	2,527,731	1995	3,601,619	2018	4,288,173
1950	1,661,700	1973	2,593,838	1996	3,723,685	2019	4,296,646
1951	1,721,700	1974	2,663,796	1997	3,672,469	2020	4,315,892
1952	1,750,100	1975	2,721,284	1998	3,709,957	2021	4,361,931
1953	1,804,300	1976	2,792,905	1999	3,733,077	2022	4,400,590
1954	1,817,700	1977	2,864,689	2000	3,801,798		
1955	1,848,700	1978	2,927,546	2001	3,835,549		
1956	1,879,750	1979	2,964,404	2002	3,839,930		
1957	1,910,500	1980	3,014,715	2003	3,933,924		
1958	1,930,500	1981	3,059,428	2004	3,993,348		
1959	1,936,600	1982	3,070,956	2005	4,049,450		
1960	2,002,900	1983	3,123,649	2006	4,066,273		



Source: Bureau of Drivers Services, Report YRENDL

2022 Facts and Figures

Employer Notification Program

The Employer Notification program is part of the Public Abstract Request System (PARS), a secure Web-based system that allows participating account holders to have instant access to driver and vehicle record abstracts via Portable Document Format (PDF) images. The Employer Notification program will identify any enrolled employee with recent activity on their driving record and allow the account holder immediate access to the current driver record abstract.

NIC Wisconsin

Phone: (608) 250-4606

Email: wi_helpdesk@egov.com

Internet: [NIC Wisconsin](#)

2022 Facts and Figures

Medical Evaluation for Drivers

DMV evaluates whether each applicant for a license can exercise reasonable control over a vehicle. To carry out this responsibility, the DMV conducts written exams, road tests, sign identification tests, and vision screenings. Some persons have medical conditions or disabilities which the DMV cannot adequately assess using these tests. These individuals are required to submit medical information to aid the division in making licensing decisions.

The Medical Review and Fitness Unit (MRF) reviewed over 21,528 medical reports in 2022. In addition, MRF staff updated 89,493 Federal Medical Certificates for Commercial Drivers. 1,486 reports reviewed resulted in the cancellation or denial of driving privileges due to a medical condition. 393 drivers were cancelled for not taking the re-examination tests when requested by DMV. Out of 1,156 special examinations conducted in 2022, only 38 drivers were cancelled for not being able to pass a portion of the required tests.

499 drivers voluntarily surrendered their license when asked for a medical report or to take the knowledge, sign, and highway tests.

DMV Examiners conducted *1,156 driving skills test re-examinations:

- 972 successful tests were conducted (84%)
- 184 unsuccessful tests were conducted (16%)

*NOTE: Applicants may take the driving skills test up to five times in a one-year period. *This number does not reflect the number of applicants re-tested during 2022, merely the number of re-exams conducted by DMV Examiners.*

DMV attempts to allow each person to drive under conditions which are safe for them. For example, some drivers will be restricted to an area within 15 miles of their home if they can demonstrate good driving skills in that limited area. Physicians often recommend restrictions such as daytime driving only, no driving on freeways, or driving with an automatic transmission. Using restrictions, driving tests, and medical reports, the DMV ensures that people with conditions limiting their functional ability can maintain a safe level of driving.

Medical Review & Fitness Unit
P.O. Box 7918, Madison WI 53707-7918
Email: [Wisconsin DMV email service](#)
Phone: (608) 266-2327
Fax: (608) 267-0518

2022 Facts and Figures

Organ Donor

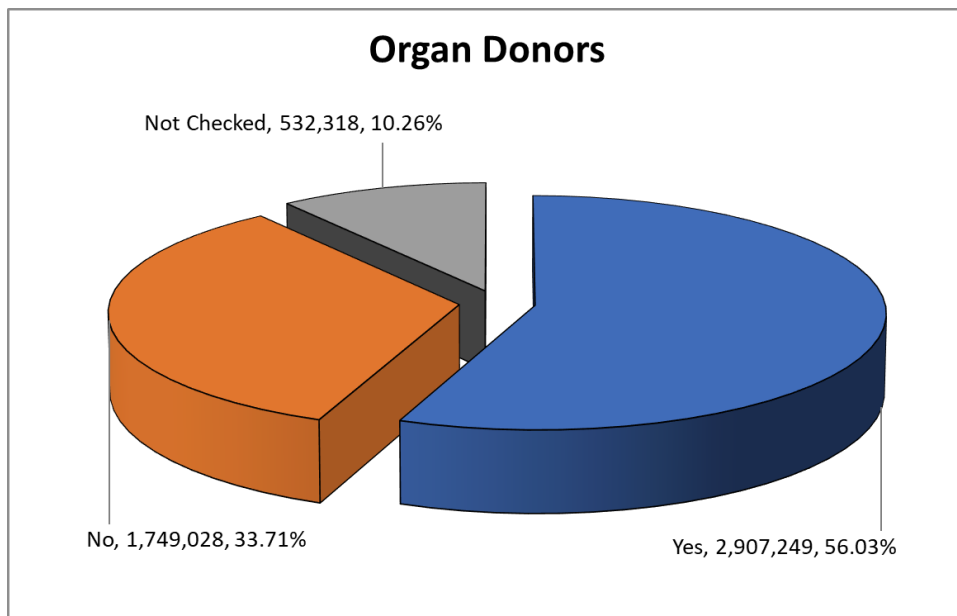
Anyone can be an organ donor. The Anatomical Gift Act in [s.157.06\(2\)](#) requires persons to indicate if they wish to be a donor.

Bureau of Driver Services

Phone: (608) 266-2353

Email: [Wisconsin DMV email service](#)

Internet: donatelifewisconsin.org/



NOTE: Does not include under 18-years old or "NON" records
Source: Bureau of Driver Services, YRDONOR Report

2022 Facts and Figures

Photo Identification Card (ID)

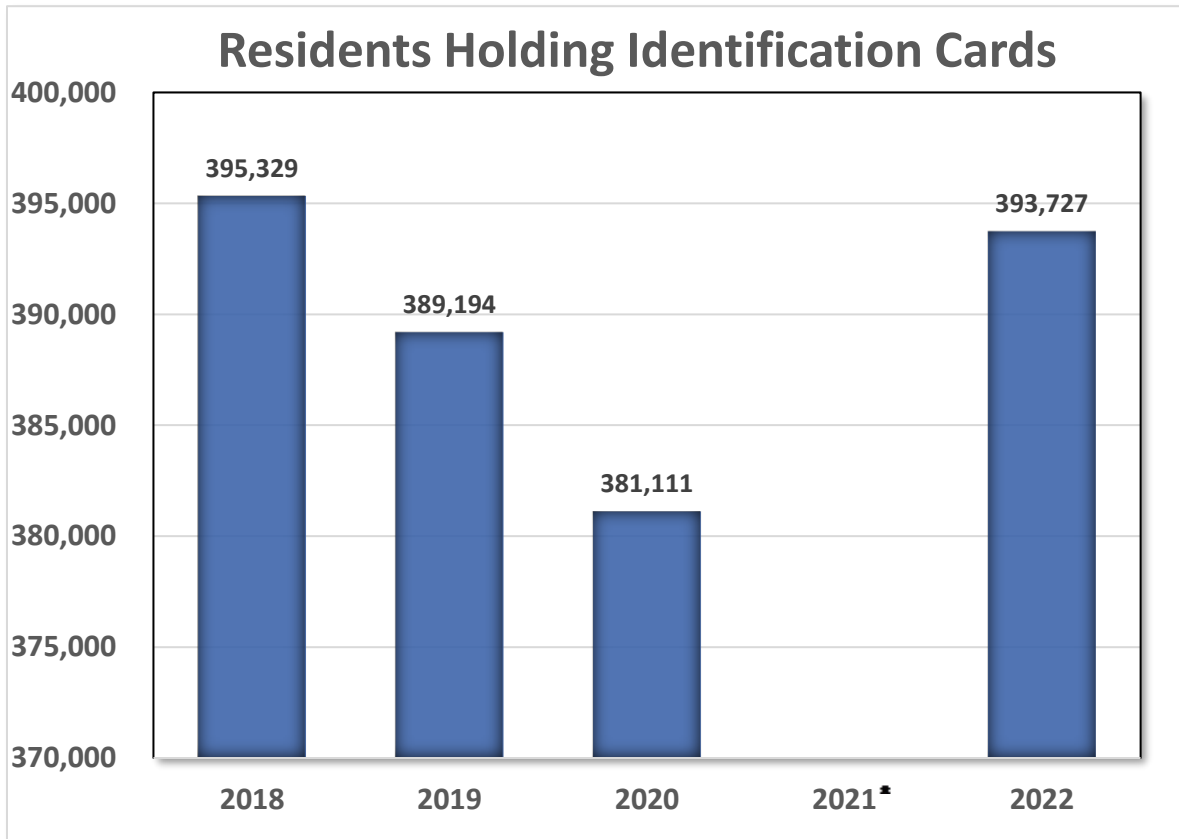
Any Wisconsin resident who does not presently hold a valid driver license (from Wisconsin or another jurisdiction) may apply for an ID card. You may not hold a valid driver license and an ID card at the same time. If you hold a valid driver license and wish to obtain an ID card, you will be required to surrender your driver license and driving privilege. There is no age limit to apply for an ID card.

For more information: [Obtaining an identification \(ID\) card](#)

Bureau of Field Services

Technical and Training Services Section

Internet: [DMV Customer Service Center](#)



Note: 2021 ID card data is under review and will be updated when available.

Source: Bureau of Driver Services, Photo Identification Card Statistics

2022 Facts and Figures

ID Petition Process (IDPP)

Effective September 15, 2014, if an applicant requesting an identification card free of charge for voting is unable to provide proof of name and date of birth, and the documents are unavailable to the person, the person may make a written petition to the department for an exception to the requirements, per Wisconsin Statute 343.165(8).

The Department works with the applicant to obtain the documents or verifications needed to issue the free ID card for voting. A paper receipt, valid for voting purposes, is provided until all requirements for issuance have been met.

Bureau of Driver Service
 Qualifications and Issuance Section - Driver Eligibility Unit
 Phone Number: 608-264-7279
 Email: IDPetitionProcess@dot.wi.gov

Annual Total Original IDs, Total Petitions & Petition Percentage			
Date Range	Regular IDs issued	IDPP IDs	IDPP Percentage
1/1/22 to 12/31/22	47,124	2,229	4.73%
9/15/14 to 12/31/22	371,707	18,518	4.98%

Cumulative Status					
Total Petitions	Total ID Cards Issued	Total Canceled by Customer	Total Pending	Applications Suspended Due to No Customer Contact	Total Denials
18,518	9,576	7,398	32	177	1,335

Petitions by Region	
Region	Petitions to Date
NW	1,543
NC	1,218
NE	2,985
SW	5,124
SE	7,648
Total	18,518

Petitions by City	
City	Count
Madison	2,657
Milwaukee	4,913
Other	10,948
Total	18,518

2022 Facts and Figures

Valid ID Cards by County

COUNTY	M	F	Total
ADAMS	628	576	1,204
ASHLAND	480	510	990
BARRON	1,183	1,155	2,338
BAYFIELD	290	309	599
BROWN	8,930	8,822	17,752
BUFFALO	228	232	460
BURNETT	430	406	836
CALUMET	683	774	1,457
CHIPPEWA	1,737	1,239	2,976
CLARK	981	850	1,831
COLUMBIA	1,353	1,206	2,559
CRAWFORD	447	378	825
DANE	16,334	16,536	32,870
DODGE	2,201	1,951	4,152
DOOR	536	551	1,087
DOUGLAS	1,878	1,697	3,575
DUNN	848	873	1,721
EAU CLAIRE	2,795	2,523	5,318
FLORENCE	91	81	172
FOND DU LAC	2,809	2,909	5,718
FOREST	248	243	491
GRANT	963	964	1,927
GREEN	729	729	1,458
GREEN LAKE	428	482	910
IOWA	392	364	756
IRON	152	140	292
JACKSON	735	549	1,284
JEFFERSON	1,864	1,845	3,709
JUNEAU	880	710	1,590
KENOSHA	6,600	6,530	13,130
KEWAUNEE	278	266	544
LA CROSSE	3,239	3,127	6,366
LAFAYETTE	335	260	595
LANGLADE	470	535	1,005
LINCOLN	651	623	1,274
MANITOWOC	2,346	2,389	4,735
MARATHON	3,139	3,086	6,225
MARINETTE	1,259	1,115	2,374
MARQUETTE	359	373	732
MENOMINEE	413	345	758

2022 Facts and Figures

COUNTY	M	F	Total
MILWAUKEE	67,711	71,818	139,529
MONROE	1,264	1,200	2,464
OCONTO	677	633	1,310
ONEIDA	701	750	1,451
OUTAGAMIE	4,002	3,965	7,967
OZAUKEE	1,078	1,550	2,628
PEPIN	133	110	243
PIERCE	667	594	1,261
POLK	817	739	1,556
PORTAGE	1,457	1,415	2,872
PRICE	248	281	529
RACINE	8,680	8,820	17,500
RICHLAND	353	383	736
ROCK	7,247	6,445	13,692
RUSK	375	351	726
SAUK	1,751	1,680	3,431
SAWYER	502	464	966
SHAWANO	998	985	1,983
SHEBOYGAN	3,401	3,373	6,774
ST. CROIX	1,317	1,245	2,562
TAYLOR	347	305	652
TREMPEALEAU	1,112	940	2,052
UNKNOWN	29	27	56
VERNON	551	516	1,067
VILAS	456	476	932
WALWORTH	2,497	2,546	5,043
WASHBURN	365	377	742
WASHINGTON	2,010	2,517	4,527
WAUKESHA	5,659	7,293	12,952
WAUPACA	1,140	1,078	2,218
WAUSHARA	626	611	1,237
WINNEBAGO	5,149	4,436	9,585
WOOD	1,898	1,991	3,889
TOTAL	195,560	198,167	393,727

Source: Bureau of Driver Services, TSO Report YRIDCARD

2022 Facts and Figures

Demerit Points

Persons who accumulate 12 or more demerit points in any one-year period may be subject to a driver license suspension. The points are counted by date of violation. Offenses include:

- Speeding
- Failure to obey a sign
- Failure to yield right of way
- Other moving traffic violations

Suspension of driving privilege

The type of driver license you have determines the requirements and timeframe of a suspension:

- If you have a probationary driver license, instruction permit or have never been issued a license:
 - 12-30 points assessed – 6-month suspension
 - More than 30 points assessed – 1-year suspension
- If you have a regular driver license including a commercial driver license (CDL):
 - 12-16 points assessed – 2-month suspension
 - 17-22 points assessed – 4-month suspension
 - 23-30 points assessed – 6-month suspension
 - More than 30 points assessed – 1-year suspension

Bureau of Driver Services
DMV Communication Center Section
Phone: (608) 264-7447
Email: [Wisconsin DMV email service](#)

2022 Facts and Figures

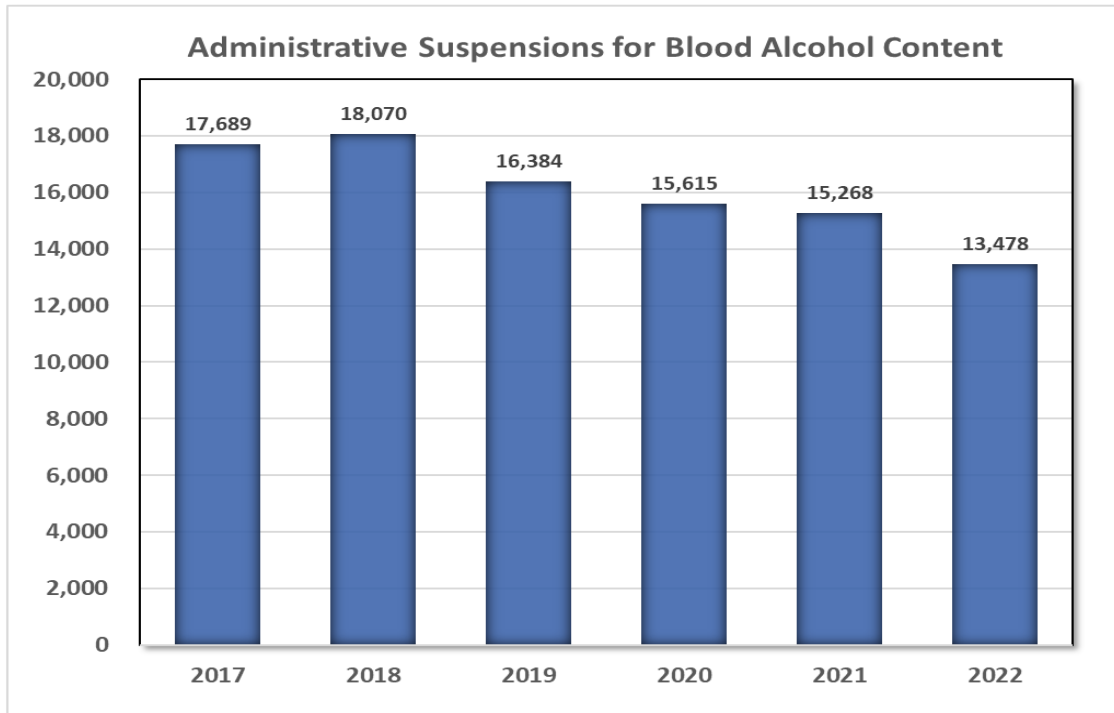
Administrative Suspension: Alcohol Concentration

The administrative suspension law provides for the withdrawal of a person's operating privilege if that driver is arrested for operating a motor vehicle with a prohibited alcohol concentration, submits to chemical testing, and fails the test.

The arresting officer issues a notice of intent to suspend.

The driver has 10 days to request a review of the suspension. If no review is requested or if a review is held and the outcome goes against the person, the suspension will take effect 30 days after the notice date on the Notice of Intent to Suspend form.

Bureau of Driver Services
Citations and Withdrawals Section
Phone: (608) 261-0127
Email: AdminSuspensions.dmv@dot.wi.gov



Source: Bureau of Driver Services

2022 Facts and Figures

Alcohol/Drug Review

An alcohol or drug assessment is an interview between a driver and an alcohol and other drug abuse (AODA) assessor. The assessor identifies the driver's alcohol/drug use. As part of the assessment, the assessor develops a driver safety plan for the driver. There were 23,960 assessments and 17,882 completions in 2022.

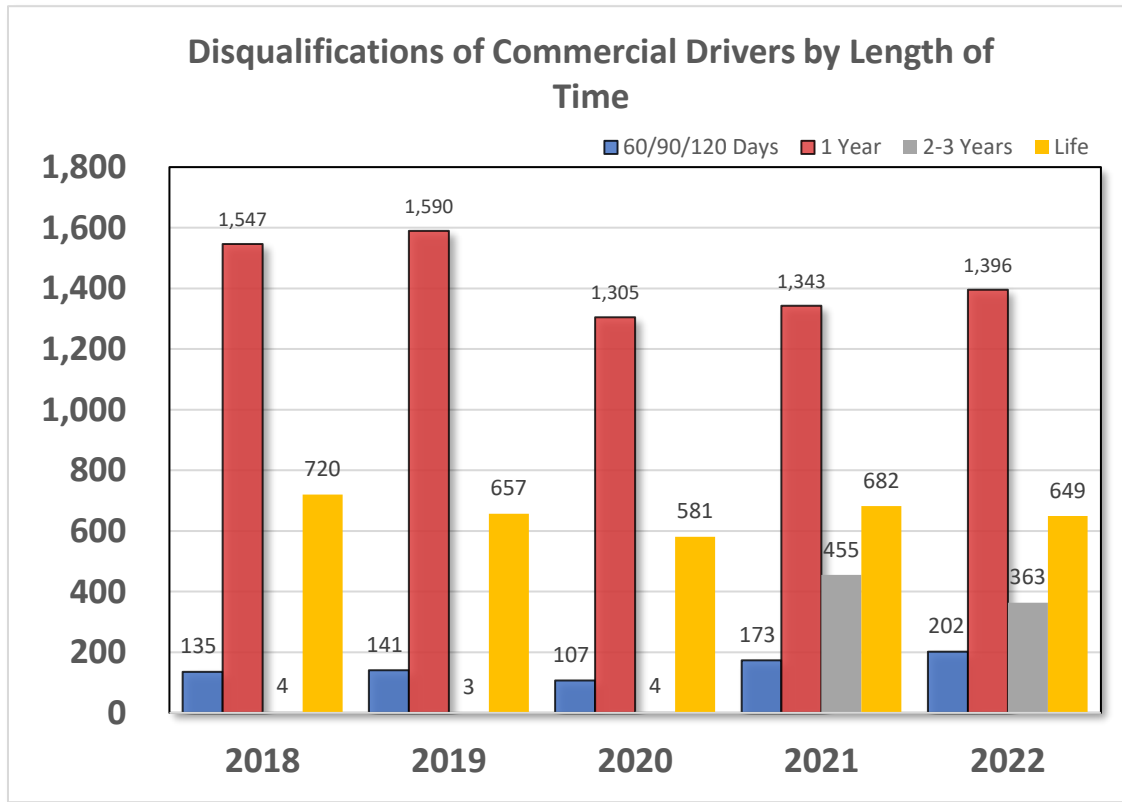
Bureau of Driver Services
Citations and Withdrawals Section
Phone: (608) 261-8202
Email: dotdmvadru@dot.wi.gov

2022 Facts and Figures

Disqualification

Disqualification means the withdrawal of a person’s privilege to operate a commercial motor vehicle because of certain offenses committed by the person. Effective September 30, 2005, disqualifications apply to Commercial Motor Vehicle privileges for offenses committed in a Commercial Motor Vehicle or a Non-Commercial Motor Vehicle when the violation is classified as a major or serious traffic violation.

Bureau of Driver Services
DMV Communication Center Section
Phone: (608) 264-7447
Email: Wisconsin DMV email service



Source: Bureau of Driver Services, Citations and Withdrawals Section - TSO Report: WDRLWEEK

Note: 2-Year data for 2018, 2019, and 2020 is unavailable.

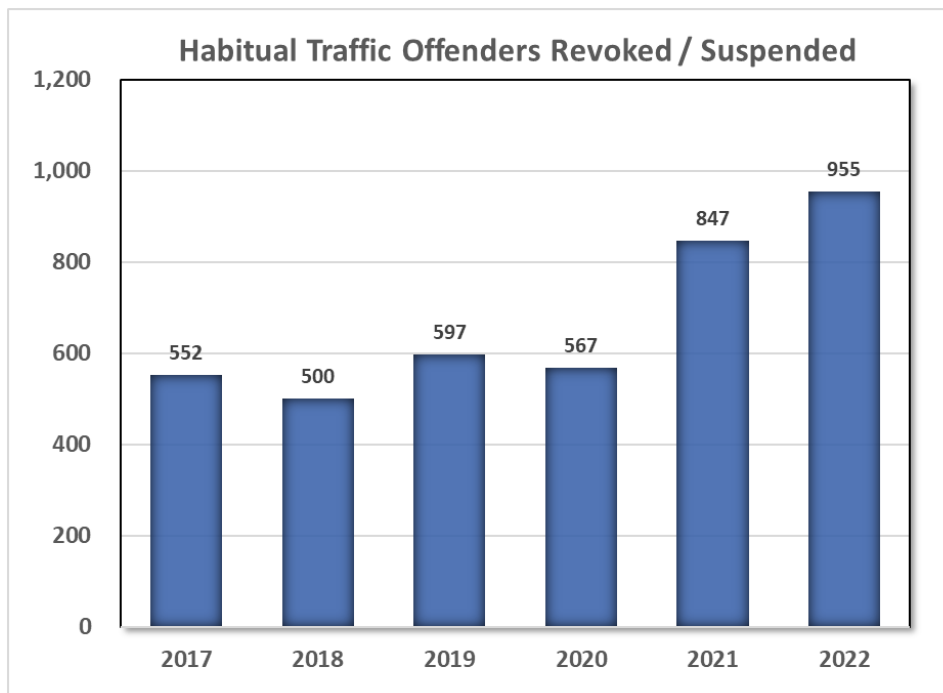
2022 Facts and Figures

Habitual Traffic Offender

Persons who accumulate four major traffic convictions (including those from other jurisdictions) or a combination of 12 minor and major convictions in a five-year period are identified as habitual traffic offenders. Major offenses include:

- Operating while under the influence
- Eluding an officer
- Reckless driving

Bureau of Driver Services
DMV Communication Center
Phone: (608) 264-7447
Email: [Wisconsin DMV email service](#)



Source: Bureau of Driver Services, Report #P7011924-2

2022 Facts and Figures

Revocations and Suspensions

Revocations and suspensions are the two most common actions taken to withdraw a driver’s operating privilege.

Suspension or revocation of a driver’s operating privilege is largely determined by court order. However, in certain cases, Wisconsin Statute grants the Department of Transportation authority to suspend or revoke if certain conditions are met.

Suspension or revocation is determined by a number of factors, including but not limited to Failure to Pay Forfeitures, [Driver Record Demerit Point Accumulation](#), and [Operating While Impaired](#). [Driver Licensing Abbreviation Codes with Charge Points \(Form BDS 109\)](#) lists all the driver record conviction/withdrawal charge names in the state of Wisconsin.

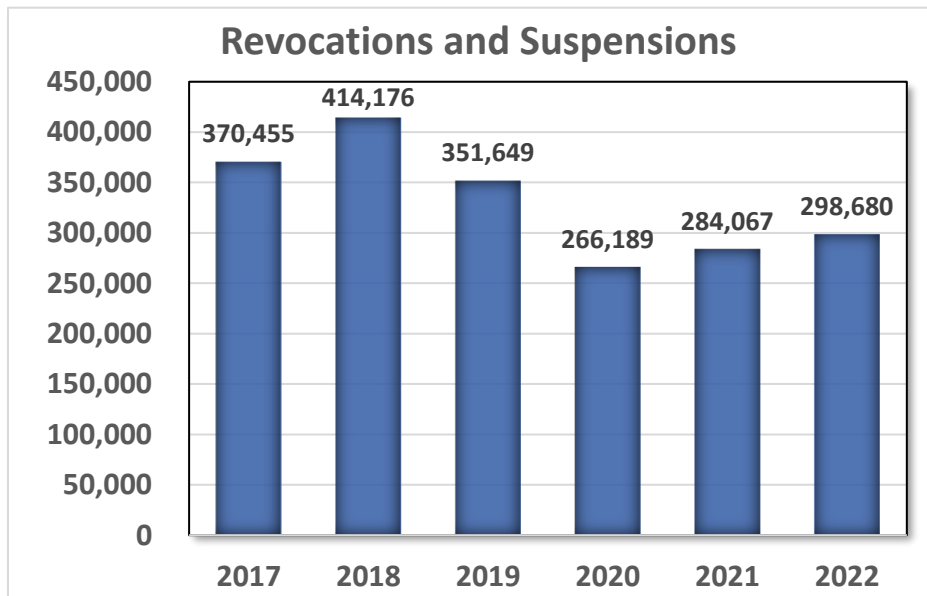
Statutory references:

- Suspensions and revocations by the court: [Wis. Stat.: 343.30](#)
- Revocation or suspension of licenses after certain convictions or declarations: [Wis. Stat.: 343.31](#)
- Other grounds for revocation or suspension of licenses; demerit points: [Wis. Stat.: 343.32](#)

For suspensions: Depending on the reason for suspension, time of suspension may be reduced, and operating privilege can be reinstated following the procedures outlined below.

For revocations: Operating privilege can only be reinstated after the period of revocation is over and customer has met conditions for filing financial responsibility (as required), passed all required tests and paid reinstatement fee.

Bureau of Driver Services
DMV Communication Center
Phone: (608) 264-7447
Email: [Wisconsin DMV email service](#)



Source: Bureau of Driver Services, Citations and Withdrawals Section

2022 Facts and Figures

Revocations or Suspensions by Reason of Conviction

Rank	Charge	Quantity	% of Total
1	FPF Failure to pay forfeiture	141,044	47.22%
2	DR Driver record	51,447	17.22%
3	OWI Operating under influence of intoxicant or con. sub.	23,192	7.76%
4	BAC Blood alcohol concentration	13,478	4.51%
5	NCI Noncompliance with Assessment Interview	10,159	3.40%
6	FCC Failure to complete course	8,767	2.94%
7	INC Insurance Cancelled	7,642	2.56%
8	FPJ Failure to pay forfeiture-juvenile	6,450	2.16%
9	SE Speeding excess	4,774	1.60%
10	FPS Failure to pay support	4,121	1.38%
11	NCP Noncompliance with Driver Safety Plan	4,106	1.37%
12	IC Implied consent	3,283	1.10%
13	LR1 Lifetime revocation 1	2,682	0.90%
14	DQF Disqualification	2,631	0.88%
15	OWS Operating while suspended	2,229	0.75%
16	PAC Prohibited Alcohol Concentration	1,906	0.64%
17	SRR Safety Responsibility suspension of registration and operating privilege	1,530	0.51%
18	DJN Damage judgment accruing from negligent operation	1,477	0.49%
19	AEO Attempt to elude officer	1,200	0.40%
20	SR Safety Responsibility - suspension	1,052	0.35%
21	HTO Habitual traffic offender	955	0.32%
22	UAL Underage alcohol	738	0.25%
23	VUF Vehicle used in commission of felony	514	0.17%
24	OAR Operating after revocation	490	0.16%
25	T Truancy	451	0.15%
26	DPI DJN default on PIAG	283	0.09%
27	OII Operating while intoxicated causing injury	258	0.09%
28	SVO Serious violation-occupational license	242	0.08%
29	JA Juvenile alcohol	180	0.06%
30	FSA Failure to stop after accident	166	0.06%
31	UAO Underage alcohol operation	133	0.04%
32	OWL Operating without driver license	132	0.04%
33	SDD SRR default on installment	128	0.04%
34	OCS Operating while intox.-controlled substance	90	0.03%
35	SRD SR default on installment	68	0.02%
36	D Drug convictions	55	0.02%
37	FYR Failure to yield right of way	55	0.02%
38	DCI DJN default on CIAG	54	0.02%
39	CWI Commercial operating while intoxicated	46	0.02%
40	INF Insurance Filed	45	0.02%
41	NCA Noncompliance Arrest while in Plan	41	0.01%

2022 Facts and Figures

Rank	Charge	Quantity	% of Total
42	GBH Great bodily harm	40	0.01%
43	JCS Juvenile controlled substances	36	0.01%
44	NH Negligent homicide	35	0.01%
45	NCT Noncompliance Pay Treatment Fee	33	0.01%
46	NHI Negligent homicide intoxicated	24	0.01%
47	S Speeding	22	0.01%
48	DWS Driving on wrong side of highway	21	0.01%
49	LR2 Lifetime revocation 2	20	0.01%
50	RD Reckless driving	20	0.01%
51	FOS Failure to obey traffic sign or signal	19	0.01%
52	NCF Noncompliance with Assessment Fee	18	0.01%
53	RHT Repeat HTO	14	0.00%
54	OSJ Out of state judgment certified by state	12	0.00%
55	FA Falsified application	9	0.00%
56	CAC Commercial administrative suspension	8	0.00%
57	OSS SR out of state	8	0.00%
58	IS Imprudent speed	7	0.00%
59	PI Passing illegally	4	0.00%
60	SI Speeding intermediate	4	0.00%
61	UV Unregistered vehicle	4	0.00%
62	IVO Intoxicant in vehicle-operator	3	0.00%
63	CNI Compulsory insurance - no insurance	2	0.00%
64	CNP Compulsory insurance - no proof	2	0.00%
65	FRA Failure to report accident	2	0.00%
66	IT Illegal turn	2	0.00%
67	ORS Operating while Registration Suspended	2	0.00%
68	UID Underage ID	2	0.00%
69	ADL Altered driver license	1	0.00%
70	CIC Commercial implied consent	1	0.00%
71	CSE Commercial speeding excess (20 or more over)	1	0.00%
72	DS Defective speedometer	1	0.00%
73	FFS Failure to fasten seat belt	1	0.00%
74	FSU Failure to stop after accident-unattended vehicle	1	0.00%
75	GPV GDL Passenger Violation	1	0.00%
76	ID Inattentive driving	1	0.00%
77	IDT Ignition/immobilization device	1	0.00%
78	IIV Intoxicant in vehicle carrying underage person	1	0.00%
79	OT Obstructing traffic	1	0.00%
80	P Perjury	1	0.00%
81	R Racing	1	0.00%
Total		298,680	

*The total includes all revocations and suspensions for both in-state and out-of-state residents.

Source: WISDOT/DMV - Bureau of Driver Services

Report: WDRLSUM

2022 Facts and Figures

Revocation and Suspension Reinstatement

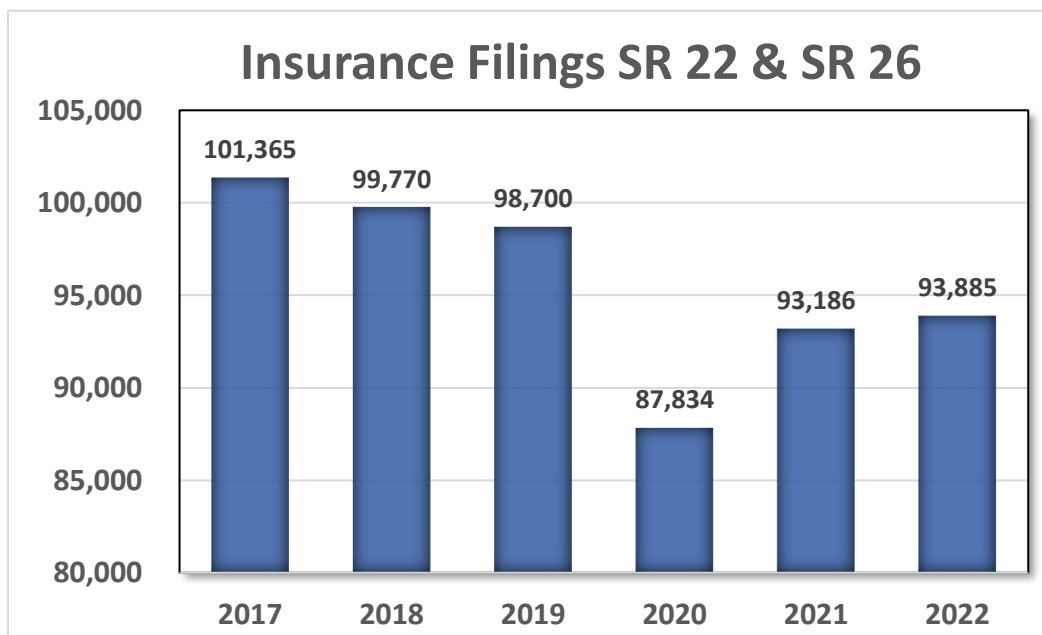
In most cases, after the period of suspension or revocation expires, and all other eligibility requirements have been met, a person may either pay the \$60 or \$200 reinstatement fee online by visiting <https://wisconsin.gov/Pages/online-srvcs/check-elig/eligibility.aspx>, mail the reinstatement fee to the DMV, or go to a DMV Customer Service Center to pay the reinstatement fee. DMV will replace the license, if necessary.

A person whose license was suspended must also pay the appropriate renewal fee if their license has expired.

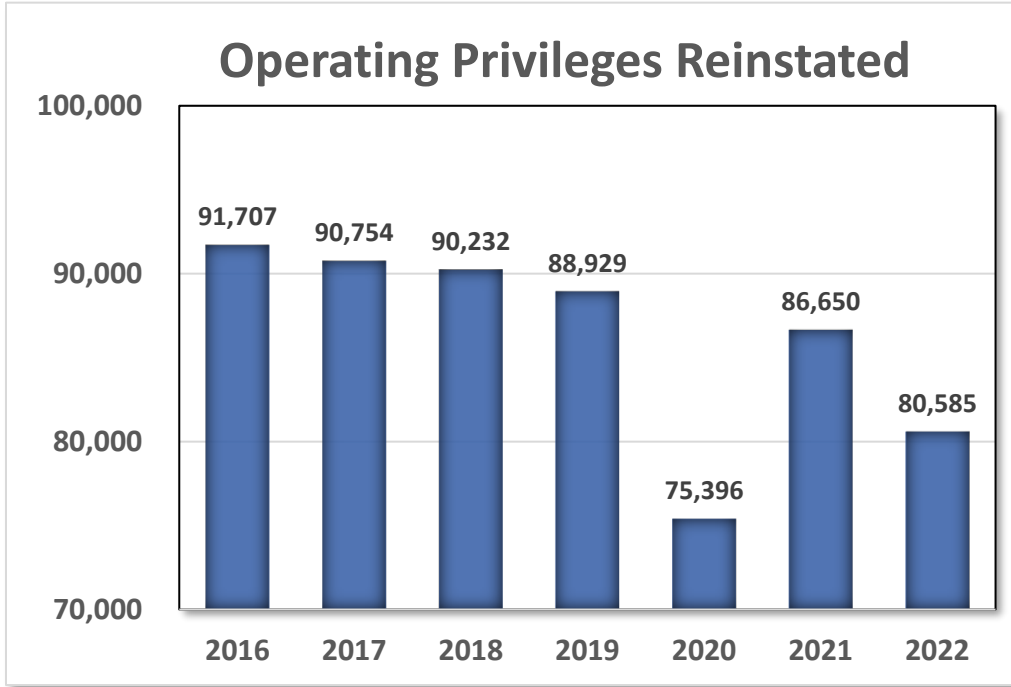
A person whose license was revoked must complete an application for reinstatement and take any required tests.

Except for a person revoked for a first offense of operating while intoxicated (OWI) and non-compliance with alcohol assessment or driver safety plan, a person whose driving privilege is revoked must file proof of financial responsibility with the division continuously for three years following the end of the withdrawal period.

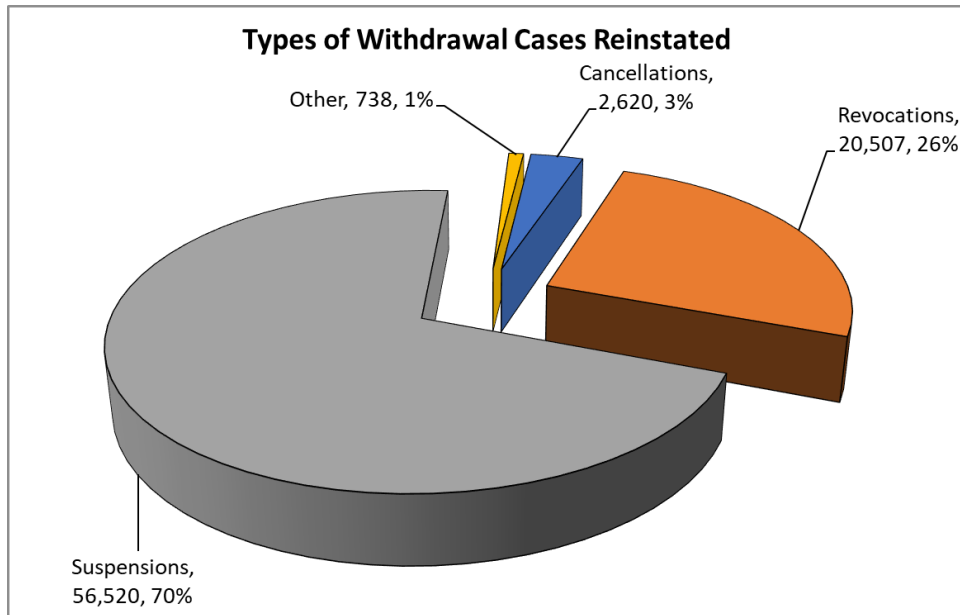
Proof of financial responsibility is usually a certificate (SR-22) issued by an insurance company licensed to do business in Wisconsin. The SR-22 must certify that the person has liability insurance in the amounts of at least \$25,000 and \$50,000, for personal injury or death and \$10,000 for property damage. A person can also post a bond or make a cash deposit for these amounts with DMV. The SR-26 is the Notice of Cancellation of the SR-22.



Source: Bureau of Driver Services, Weekly Workload Report



Source: Bureau of Driver Services, Weekly Workload Report



Source: Bureau of Driver Services, Weekly Workload Report

2022 Facts and Figures

Traffic Safety Programs

The DMV, along with the Wisconsin Technical College System (WTCS), administers traffic safety courses to assist individuals in modifying their driving behavior. The courses include:

- Traffic Safety School (TSS) course which reviews basic safe driving concepts
- Group Dynamics course designed for drivers who have been convicted of operating while intoxicated (OWI) and are assessed to demonstrate irresponsible use
- Multiple Offender Program (MOP) course for drivers who have been convicted of OWI more than once and are assessed to demonstrate irresponsible use
- Basic Rider & Experienced Rider courses (see “Motorcycle License—Class M”)

Bureau of Driver Services

Phone: (608) 264-7447

Email: [Wisconsin DMV email service](#)

2022 Facts and Figures

Driving Skills Test

Anyone applying for the following licenses are required to take a driving skills test:

- an original Class D operator's license (auto and small trucks)
- an original Class A, B, or C commercial operator's license
- an original P (passenger) endorsement to operate large motor buses
- an original or renewal S (school bus) endorsement to operate any school bus
- renewal or reinstatement of a license not valid more than eight years
- a restricted juvenile license
- a special restricted license
- an original Class M (motorcycle) license (unless they complete a Basic Motorcycle Rider course)

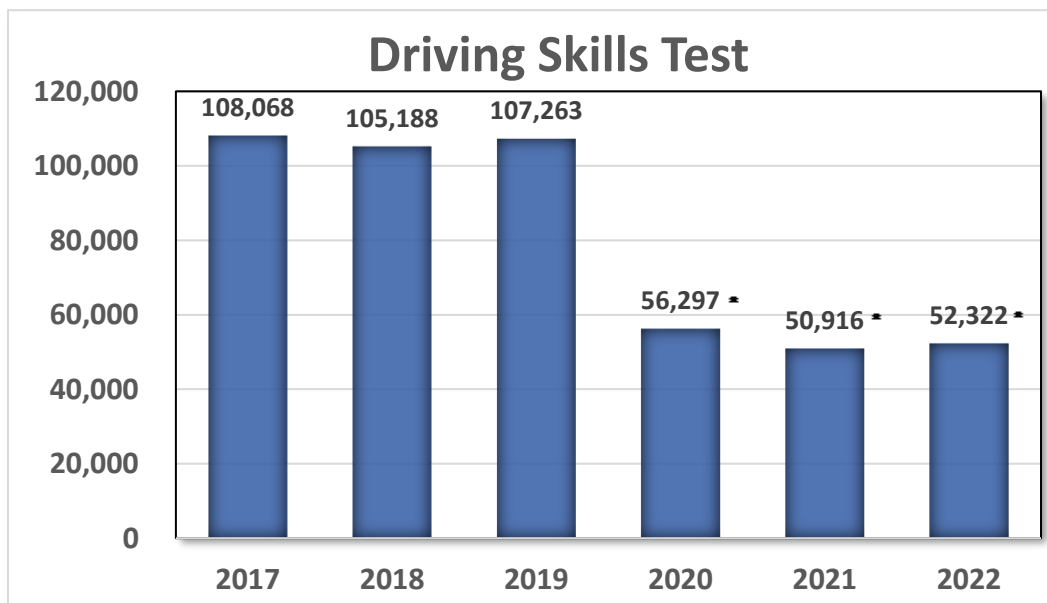
Tests may be waived for drivers with a valid out-of-state license and for drivers who have had a valid license within the last eight years. DMV may require a driving skills test whenever it has good cause to question a person's ability to operate a motor vehicle safely due to a physical or medical disability.

DMV Customer Service Centers do not conduct any CDL skills tests.

Bureau of Field Services

Technical and Training Services Section

Visit any local [DMV Service Center](#)



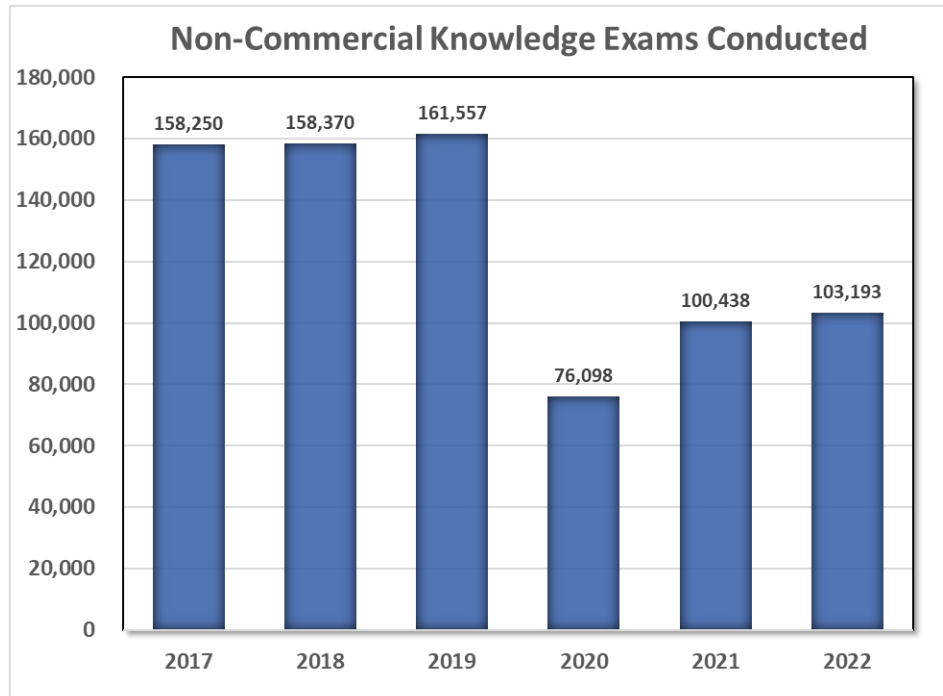
Source: Bureau of Field Services, 3089 Annual Report

*Beginning May 11, 2020, the DMV implemented a road test waiver pilot program allowing drivers ages 16 and 17 who have met all requirements to move directly to a probationary graduated driver license without taking the road test with parent/sponsor approval.

2022 Facts and Figures

Driver License Knowledge Exam

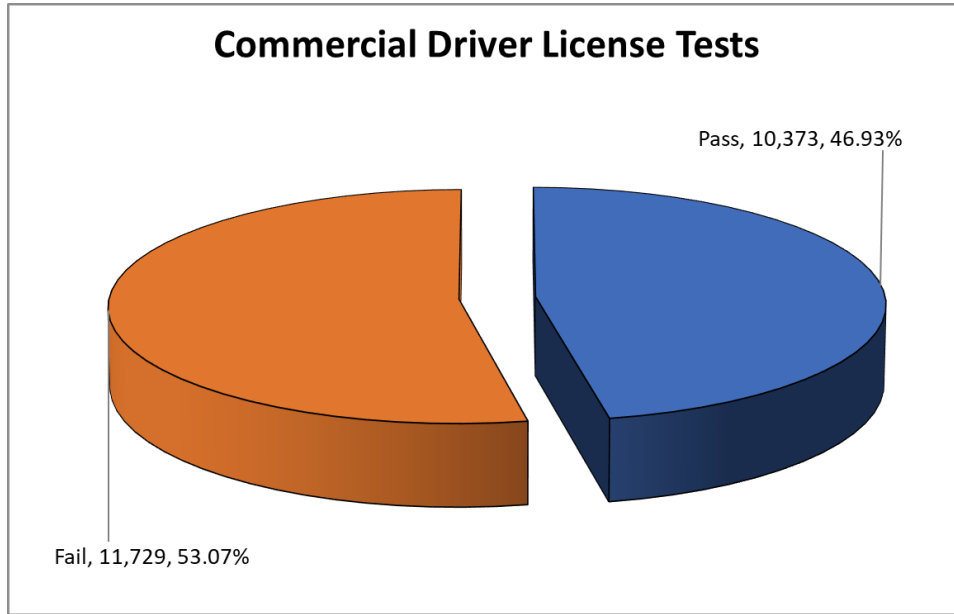
DMV uses knowledge exams to test applicants' ability to recognize highway signs, knowledge of traffic laws, and safe-driving practices.



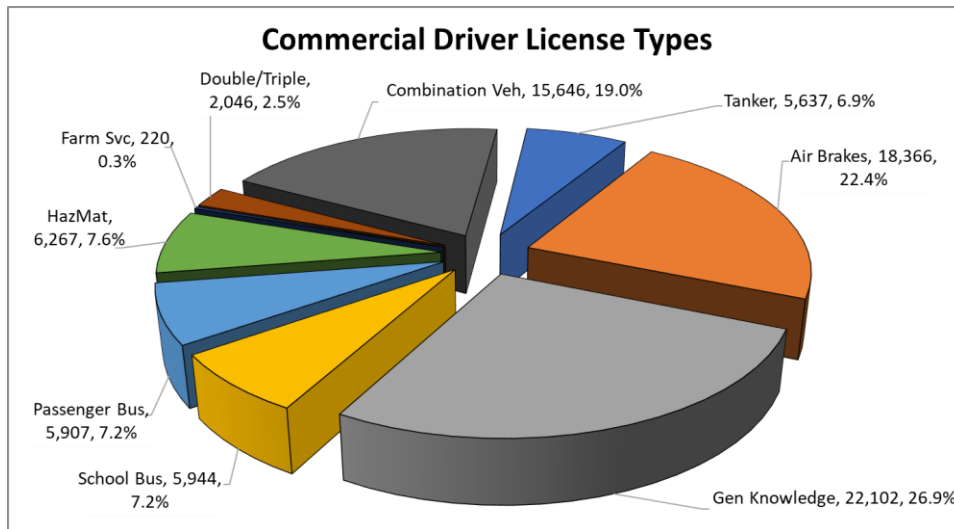
Source: Bureau of Field Services, 3089 Annual Report

2022 Facts and Figures

Commercial Driver License Tests



Source: Bureau of Field Services, 3089 Annual Report



Source: Bureau of Field Services, 3089 Annual Report

2022 Facts and Figures

Third Party Testing

As authorized by s. [343.02](#), 3rd Party CDL examiners are authorized persons, other than employees of the department, to conduct the commercial driver license skills tests required of commercial driver license applicants. Authority to administer CDL skills tests is granted only to third party testers under agreement with the department and utilizing third party examiners recognized and deemed qualified by the department.

Bureau of Driver Services
CDL Third Party Audit Program
Email: dotdmvcldunit@dot.wi.gov

2022 Facts and Figures

Administrative Rules and New Laws in Calendar Year 2022

Administrative Rules in Calendar Year 2022

None

New Laws in Calendar Year 2022

[Act 129](#) - relating to: motor vehicle service contracts and vehicle protection product warranties.

[Act 152](#) - relating to: entry-level training requirements for applicants for commercial driver licenses and certain endorsements.

[Act 154](#) - relating to: registration periods for certain motor vehicles and reuse of registration plates.

[Act 155](#) - relating to modifying administrative rules relating to driver safety plans and medication-assisted treatments.

[Act 172](#) - relating to: disclosure of mileage when titling a motor vehicle.

[Act 189](#) - relating to: regulating scrap dealer purchases of catalytic converters.

[Act 220](#) – relating to: electing to be a Donor of an Anatomical Gift when Applying for a DNR License

[Act 244](#) - relating to: certain permit fees, registration weight limits, the emission control equipment grant program, and specific information sign enumerations (suggested as remedial legislation by the Department of Transportation).

Contacts

Rob Combs (Driver related Rules) – Phone: (608) 266-1449

Reed McGinn (Vehicle related Rules) – Phone: (608) 266-7857

2022 Facts and Figures

Transportation Fund Revenue

<u>Acct Code</u>	<u>Obj. Code</u>	<u>ITEM</u>	<u>FY 2019</u>	<u>FY 2020</u>	<u>FY 2021</u>	<u>FY 2022</u>
4652000	7209	Counter Service Fees	3,070,593	2,322,777	522,287	2,110,310
4655000	7210	Registration Fees (*)	392,571,864	513,610,333	611,457,379	585,635,732
4668000	7228	Permit Fees - Heavy Trucks	85,591	81,955	85,628	86,817
4656000	7239	Dealers - Electronic filing fee	55,443	58,628	39,128	34,931
4656000	7249	Dealers - Surcharge fee	63,050	90,823	67,417	67,396
4656000	7211	Dealer License Fees	764,870	786,405	917,303	910,093
4670000	7235	Federal License Verification Fee	11,880,662	11,823,136	12,490,115	11,842,160
4658000	7212	Fast Service Fees	85,599	101,889	155,546	132,774
4660000	7213	Domestic IRP	33,355,268	38,588,892	36,224,414	43,749,166
4662000	7214	Foreign IRP	44,432,605	48,333,569	45,795,823	60,266,496
4668000	7220	Permit Fees	0	0	0	0
4685000	9308	Motor Carrier Filing Fee	251,950	244,850	283,050	349,300
4668000	7225	Unified Carrier Registration Fee-max floor to hold	2,138,295	2,343,680	2,196,680	2,196,680
4729000	7218	Supplemental Title Fees	7,045,593	7,016,136	8,223,819	7,102,357
4665000	7215	Traffic Violation & Reg. Fees	280,690	170,653	120,584	113,381
4655000	7229	Telephone Access Fees	16,570	23,032	34,534	25,096
4670000	7230	Driver License Fees	28,683,758	27,220,714	28,184,404	27,154,815
4675000	7008	Occupational License Fees	649,200	533,397	492,042	510,116
4655000	7231	Handicapped Cards	281,994	250,506	199,233	263,430
4670000	7232	Financial Reinstatement	0	0	0	0
4655000	9065	Registration Reinstatement Fee	162,520	170,873	185,445	186,169
5080000	9309	Driver Abstract Fees	16,241,657	14,413,758	16,255,710	14,853,052
5080000	9310	Registration Abstract Fees	266,946	298,816	383,558	451,118
5000000	9400	Sales to Others	2,300	2,901	0	0
4690000	9690	Oversize/Overweight Fees	6,849,053	6,919,302	6,941,224	7,054,249
5240000	9060	Salvage Vehicle Inspection Fee	414,092	313,571	324,454	300,714
Total (**)			549,650,163	675,720,595	771,579,776	765,396,354

(*) Registration Fees include registration, hybrid, electric, title, lien, and late fees

(**) Revenues reported are excluding any refunds issued

Motor Carriers

Heavy Vehicle Use Tax (HVUT)

Heavy Vehicle Use Tax (HVUT) is an annual tax assessed by the Federal Internal Revenue Service (IRS) on vehicles operating on public highways at a gross weight of 55,000 lbs. and greater.

Although the tax has been in effect since 1954, the federal government held the states responsible for enforcement beginning in October 1985. The federal government distributes revenues back to states for highway construction and maintenance.

Bureau of Vehicle Services

Interstate – Phone: (608) 266-9900

Intrastate – Phone: (608) 264-7447

2022 Facts and Figures

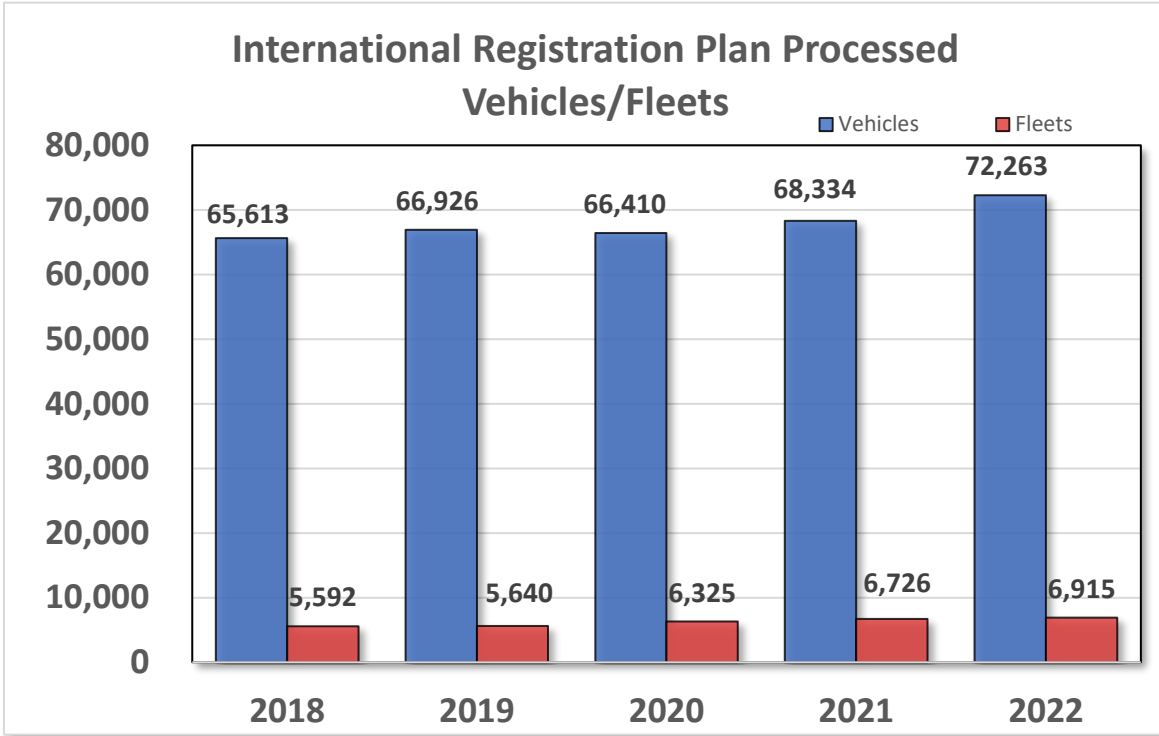
International Registration Plan (IRP)

The International Registration Plan (IRP) is a vehicle registration system which registers interstate motor carrier vehicles for all participating jurisdictions in by filing one application with their 'base' or home state. Registration fees are calculated on the percentage of miles a carrier travels in each jurisdiction. The base jurisdiction collects the fees for all jurisdictions where the carrier operates and forwards the fees to those jurisdictions. The carrier is issued one license plate and cab card for each vehicle. The cab card lists all jurisdictions and the registered weight. IRP registration is valid for both interstate and intrastate operations.

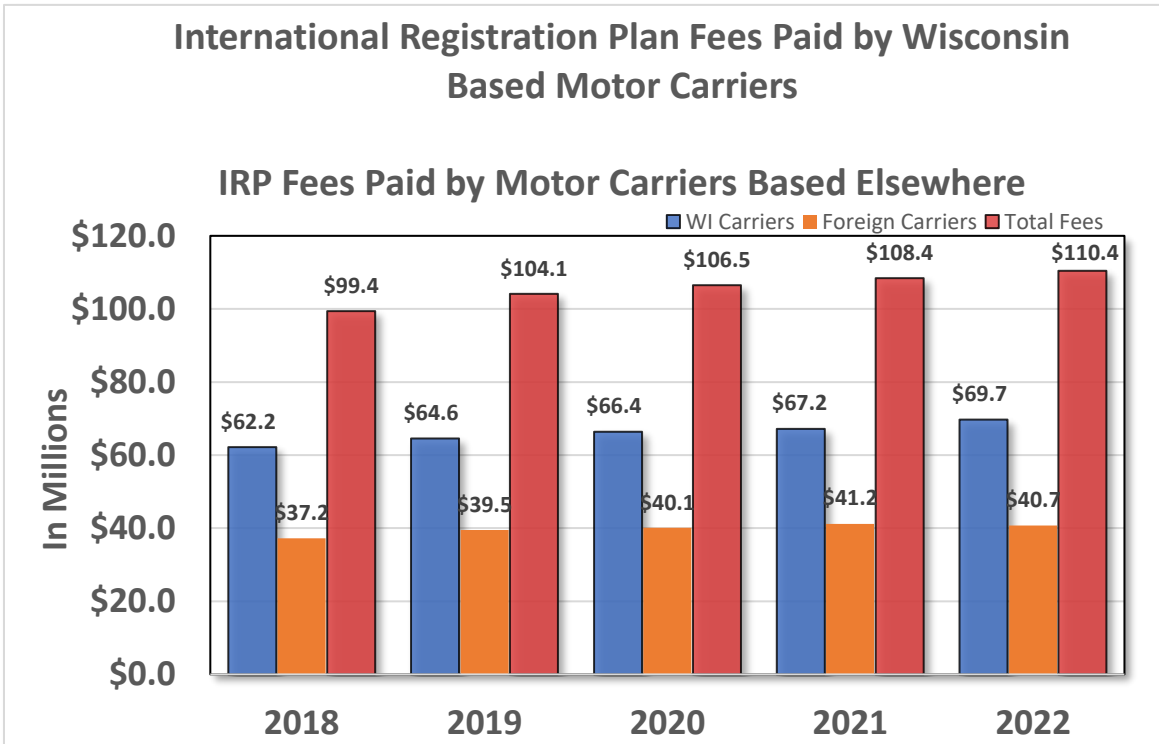
Bureau of Vehicle Services
Motor Carrier Services Section
Motor Carrier Registration Unit
Hotline: (608) 266-9900
Email: irp-ifta@dot.wi.gov

Justin Litscher, Section Chief
Phone: (608)-264-7261
Email: justine.litscher@dot.wi.gov

2022 Facts and Figures



Source: WISCRS database



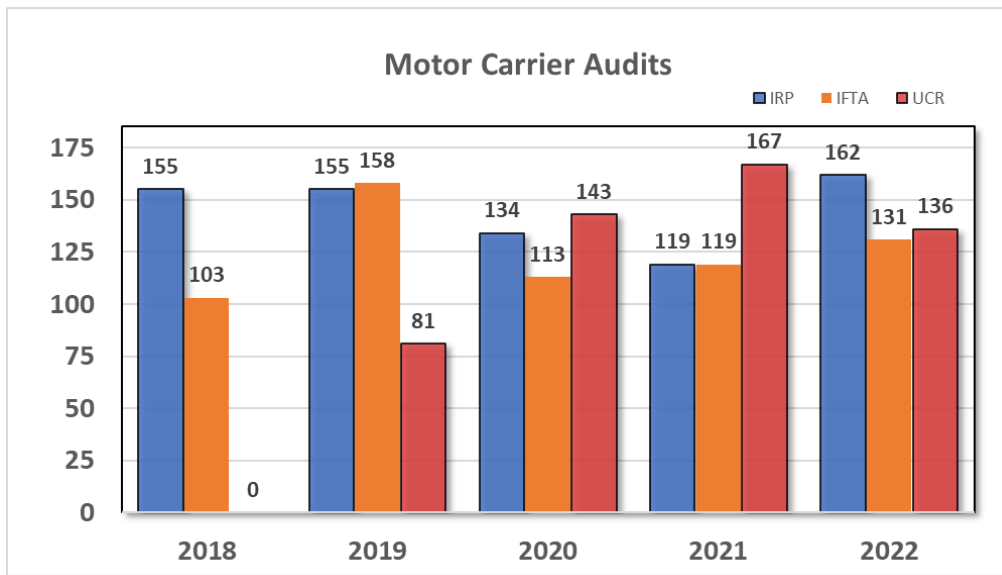
Source: WISCRS Database

2022 Facts and Figures

Motor Carrier Audit

Wisconsin based motor carriers licensing their vehicles under the International Registration Plan (IRP), International Fuel Tax Agreement (IFTA) and Unified Carrier Registration (UCR).

Bureau of Vehicle Services
Motor Carrier Services Section
Fuel Tax and Registration Audit Unit
Justin Litscher, Section Chief
Phone: (608) 264-7261
Email: justinelitscher@dot.wi.gov



Source: Work Unit Statistics

Note: No UCR Audits were performed before 2019 as it was a new requirement, and the division did not have the authority to perform them until 2019.

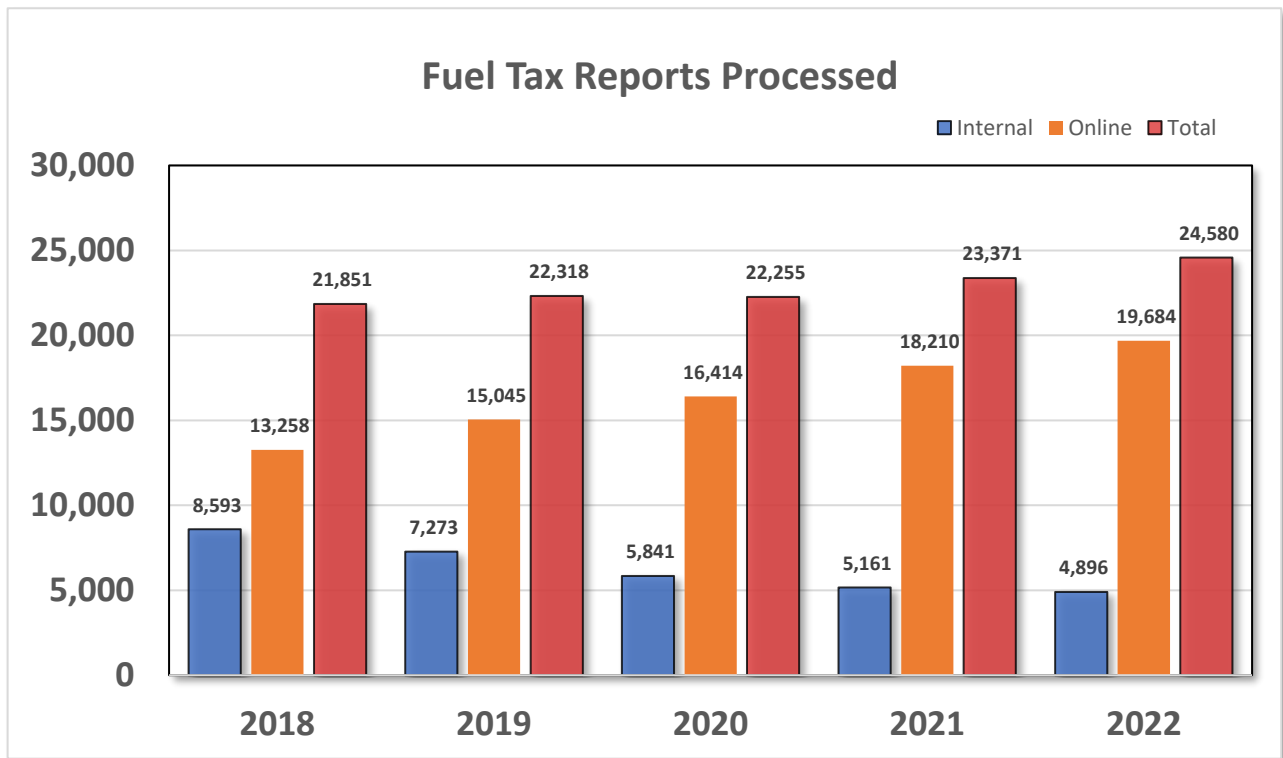
2022 Facts and Figures

Motor Carrier Fuel Tax

Fuel tax is collected at the pump (retail sales), through payments made to the Wisconsin Department of Revenue as bulk fuel is used, or when the motor carrier files quarterly fuel tax reports with the Department of Transportation.

Bureau of Vehicle Services
Motor Carrier Services Section
Motor Carrier Registration Unit
Hotline: (608) 266-9900
Email: irp-ifta@dot.wi.gov

Arnold Kriebs, Supervisor
Email: arnold.kriebs@dot.wi.gov



Source: WISCRS Database

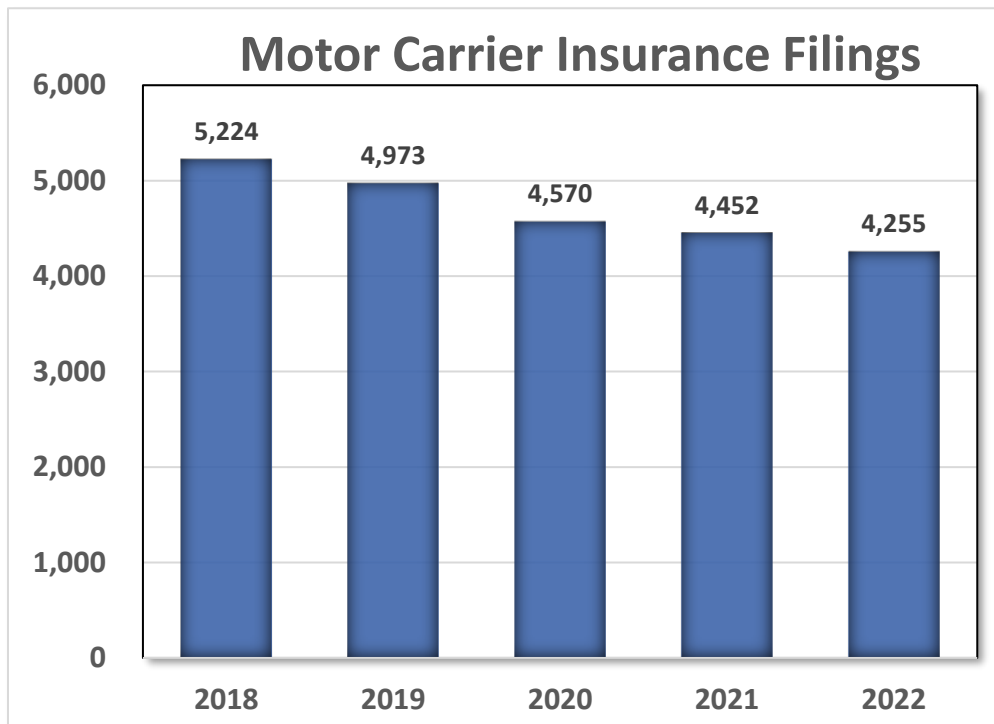
2022 Facts and Figures

Motor Carrier Insurance

All intrastate carriers of passengers or property for-hire rental companies, owners of all buses, human service vehicles, driver education vehicles, and dealer demo vehicles (demonstrated with a load) are required to file proof of insurance before operating in Wisconsin.

Bureau of Vehicle Services
Motor Carrier Services Section
Motor Carrier Registration Unit
Hotline: (608) 266-9900
Email: irp-ifta@dot.wi.gov

Arnold Kriebs, Supervisor
Email: arnold.kriebs@dot.wi.gov



Source: CATS Database

2022 Facts and Figures

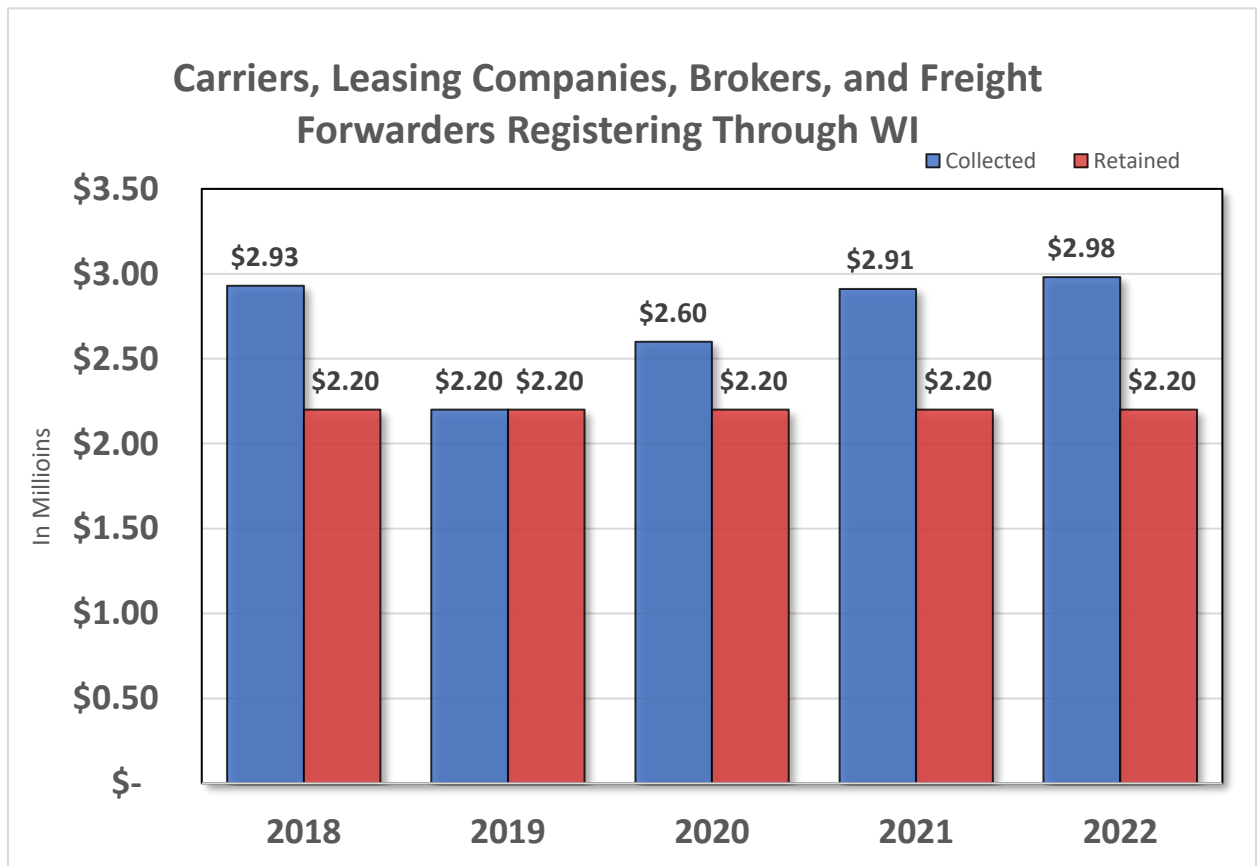
Motor Carrier Unified Carrier Registration

The Unified Carrier Registration (UCR) collects fee to be used to be for motor carrier safety and enforcement program. The UCR applies to more business operations. Fees are lower and vary by the number of vehicles operated intrastate by the covered businesses.

Motor Carrier Insurance

Bureau of Vehicle Services
Motor Carrier Services Section
Motor Carrier Registration Unit
Hotline: (608) 266-9900
Email: irp-ifta@dot.wi.gov

Arnold Kriebs, Supervisor
Phone: (608) 471-5611
Email: arnold.kriebs@dot.wi.gov



Source: Bureau of Vehicles Services, Motor Carrier Services Section

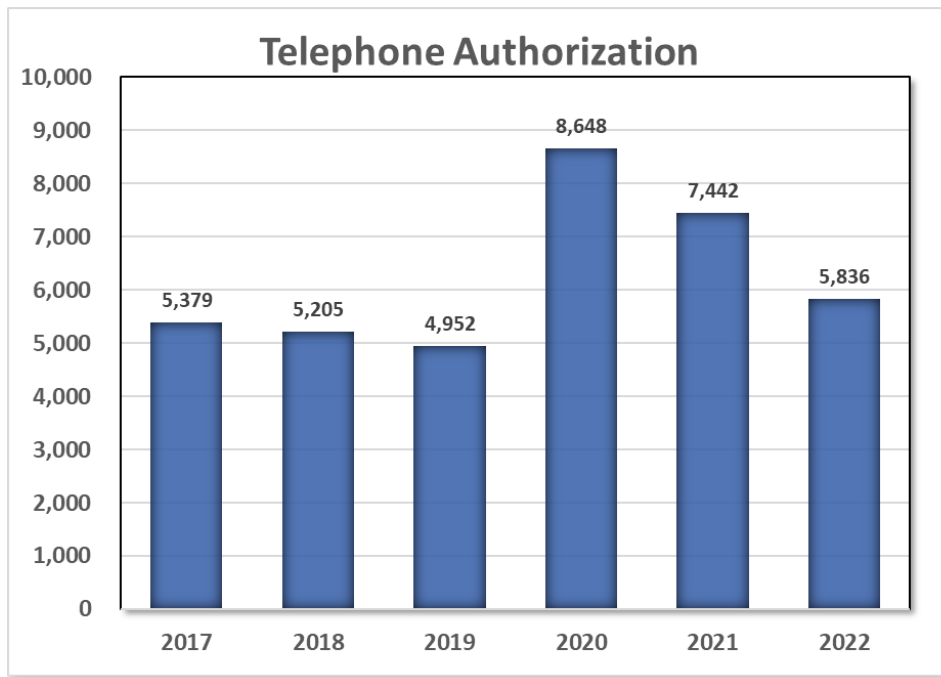
Note: UCR fees collected continue to accrue for 2 years after registration year. Numbers subject to change. Fees collected reflect amount collected up to report generation.

2022 Facts and Figures

Telephone Authorization

Telephone Authorization (TA) is a call-in procedure that allows registrants to operate on Wisconsin highways without displaying evidence of registration. The program meets a registrant's immediate need to place an unregistered or newly acquired vehicle into service in an emergency.

Bureau of Vehicle Services
Title and Registration Processing Section
Vehicle Registration and Titling Unit
Phone: (608) 267-5103



Represents the number of vehicles with Telephone authorization calls; a vehicle may receive several Telephone authorizations in a year.

Source: Business Objects Report - TA Authorization Processor Activity (RPT49_TA)

2022 Facts and Figures

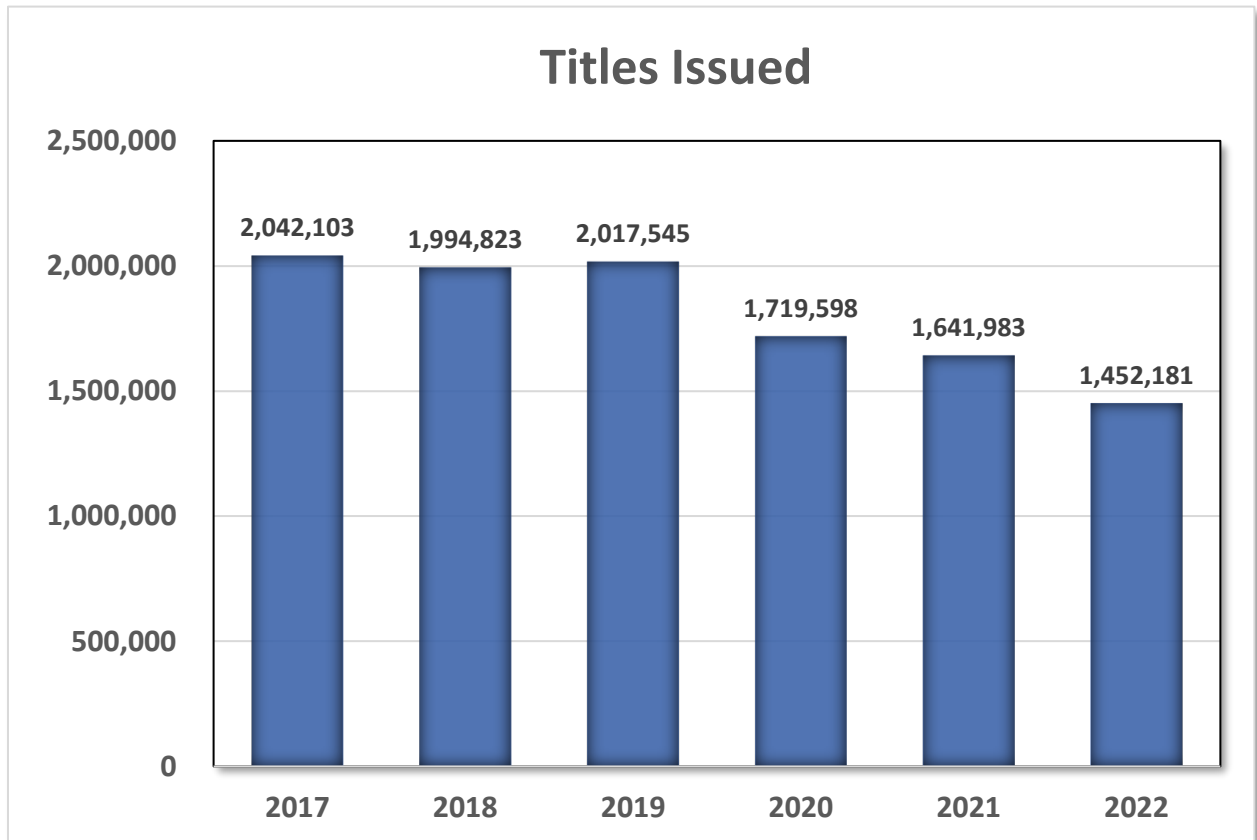
Vehicles

Certificate of Title

A Certificate of Title is evidence of vehicle ownership.

DMV Communications Center
Phone: (608) 264-7447
Email: [Wisconsin DMV email service](#)

Wisconsin Dept of Transportation
P.O. Box 7949
Madison, WI 53707-7949



Source: BVS Title Statistics by Month (From T&R Report)

2022 Facts and Figures

Disabled Parking Identification Card

DMV issues Disabled Parking Identification Permits (DIS IDs) to any person certified by an authorized health care specialist as having a disability.

Bureau of Vehicle Services
Special Plates Unit
Phone: (608) 264-7169
Email: special-plates.dmv@dot.wi.gov

Note: DIS ID permits are available for individuals at all DMV Service Centers. A comprehensive list of those issuing DIS ID permits may be obtained online at <https://wisconsin.gov/Pages/dmv/vehicles/dsbl-prkg/discards.aspx> or by calling (608) 264-7169.



Source: Analysis of disabled ID permits issued (Business Objects Report 51)

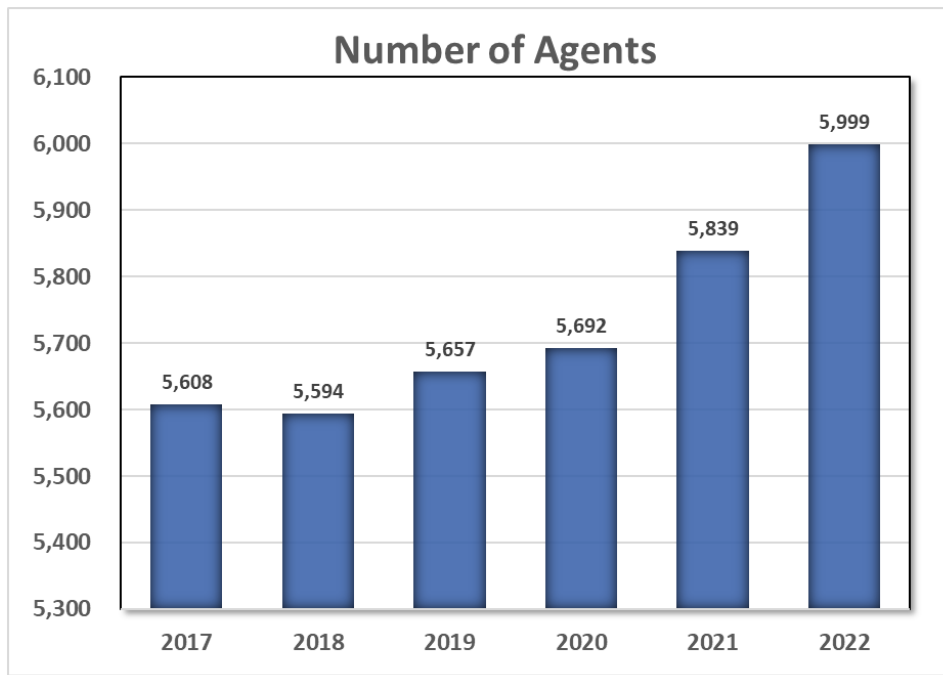
Note: *The previous 2021 number was inaccurate and has been corrected.*

2022 Facts and Figures

Electronic Title and Registration

The Electronic Title and Registration program allows dealers, financial institutions, fleets, and other approved businesses as DMV agents to complete title and registration transactions for themselves or their customers electronically. The funds for the registration and title are also submitted electronically. The electronic data updates the DMV database directly and eliminates the need for DMV to re-key the application. The paper applications and source documents can either be uploaded electronically or continue to be submitted to DMV separately for audit and imaging purposes.

Bureau of Vehicle Services
Dealer and Agent Section
Email: emvpartner@dot.wi.gov



Source: Dealer and Agent Section

2022 Facts and Figures

Heavy Vehicle Registration & Titling

Heavy vehicle registration and titling is the titling and registration of non-autos: trucks (10,000 lbs. and over), tractors, buses, motor homes and trailers, except for those vehicles apportioned under the International Registration Plan (IRP).

Email: [Wisconsin DMV email service](#)

Phone: (608) 264-7447

Involuntary Transfer

An involuntary transfer of a motor vehicle is a transfer of ownership due to legal action or something other than a voluntary transfer.

Email: [Wisconsin DMV email service](#)

Phone: (608) 264-7447

2022 Facts and Figures

License Plates Issued

Plate Type	2018	2019	2020	2021	2022
4H Foundation	36	77	41	45	31
Amateur Radio	120	120	106	96	95
Antique	119	103	83	84	84
Apportioned Power	14,987	15,467	13,890	14,330	15,190
Auto	581,705	585,433	498,541	562,460	524,661
Autocycle	NA	NA	657	228	240
Boy Scouts	97	93	85	80	49
Bus	1,560	1,521	1,217	1,148	919
Celebrate Children	125	57	112	119	109
Children's Hospital of Wisconsin	282	186	166	251	118
Choose Life	839	435	504	541	270
Civilian Group *	58	75	61	62	57
Collector	13,109	13,715	11,982	13,052	14,329
Collector Special	191	170	267	260	132
Cure Childhood Cancer	157	129	179	153	118
Dealer	10,463	8,582	1064	10147	5829
Dealer Annual and Transporter	7,978	7,762	6,022	7,497	6,651
Disabled	6,214	6,489	3,660	4,929	5,426
Disabled Veteran	493	513	427	460	522
Donate Life	132	163	170	162	129
Ducks Unlimited	125	107	309	388	244
Duplicate Plates	3,163	4,033	4,377	4,341	3,896
ELK	144	79	168	221	123
EMT (red design)	206	170	197	176	171
Endangered Resources (Badger/Eagle design)	1,130	1,100	1,259	1,478	839
Endangered Resources (Wolf design)	469	486	794	1076	836
Ex-POW	0	2	1	2	3
Farm Trailer	1,924	1,904	1,815	2,328	2,133

2022 Facts and Figures

Plate Type	2018	2019	2020	2021	2022
Farm Truck	5,141	4,995	5,359	5,546	6,050
Firefighter (red design)	691	679	553	593	496
Firefighter (white design)	337	299	171	224	230
Fleet	NA	NA	NA	NA	1077
Gold Star Family	37	37	36	34	24
Green Bay Packers	1,311	1,212	1756	2016	1283
Harley-Davidson share the road	672	648	948	1144	794
Heavy Farm Truck	824	794	734	871	858
Heavy Trailer	25,069	25,709	23,801	29,119	27,375
Heavy Truck	25,408	26,281	24,755	27,583	26,839
Historic Military Vehicle	65	46	57	49	51
Hobbyist	1,588	1,932	1,894	2,138	2,036
Human Service Vehicle	120	98	88	66	19
In God We Trust	680	726	1,796	2,172	1,206
Junior Golf	62	62	153	182	258
Keeping the Lights On	NA	NA	44	390	170
Law Enforcement Memorial	420	327	338	384	277
Light Trailer	765	812	695	1309	933
Light Truck	153,531	158,172	152,170	153,567	141,287
Lions Foundation	11	20	20	29	23
Low Speed Vehicle	50	71	67	98	290
Marquette University	171	153	200	201	154
Medical College of Wisconsin	NA	77	30	33	39
Military Group	2,535	2,588	2329	2306	2232
Milwaukee Brewers (Ball & Glove Logo)	697	859	1125	1350	665
Milwaukee Brewers ('M' Logo)	671	747	600	581	602
Milwaukee Bucks	505	771	1,051	1,399	1,027
Moped	3,451	2,971	2,735	3,022	3,154
Motor Home	4,215	4,019	4,079	4,969	4,131

2022 Facts and Figures

Plate Type	2018	2019	2020	2021	2022
Motorcycle	37,915	33,685	33,868	37,660	38,405
Municipal	2,929	2,986	2,847	2,782	2,569
Municipal Cycle	4	8	14	6	5
Musky Clubs Alliance	189	232	179	162	92
National Guard	15	13	22	15	12
Nurses	316	219	299	349	206
Official	716	678	734	717	618
Operating Engineers Local 139	NA	NA	25	268	103
Road America	NA	NA	NA	2699	8709
RV Trailer	16,849	16,918	17,488	20,728	17,108
Semi-Trailer	19,770	18,545	15,562	16,918	17,679
Special "X"	100	119	84	68	112
Special Recognition Group **	36	35	18	31	27
State Owned	217	226	253	160	84
Tractor	2,475	2,475	2,046	2,464	2,359
Trout	101	62	146	252	155
University Group	990	860	980	1140	914
Versiti	NA	NA	NA	42	93
Veteran's Motorcycle	290	184	249	164	222
Whitetail Unlimited	317	252	546	661	391
Wisconsin Salutes Veterans	225	270	646	881	424
Wisconsin Women's Health Foundation	29	34	50	94	53
Total Metal Plates	957,470	961,877	851,786	956,018	897,124
Temporary Plates	256,317	270,849	331,144	407,790	265,963
Total All Plates	1,213,787	1,232,726	1,182,930	1,363,808	1,163,087

* Civilian Group includes: EMT (white design), Civil Air Patrol and Rescue squad member

** Special Recognition Group includes: Freemasons and Lao Veterans

Source: File analysis Report 62 and License Plate Issuance Unit's System Issuance Report. Includes license plates issued for first time registrations, base plate renewals, duplicates, and replacements for calendar years 2018 through 2022.

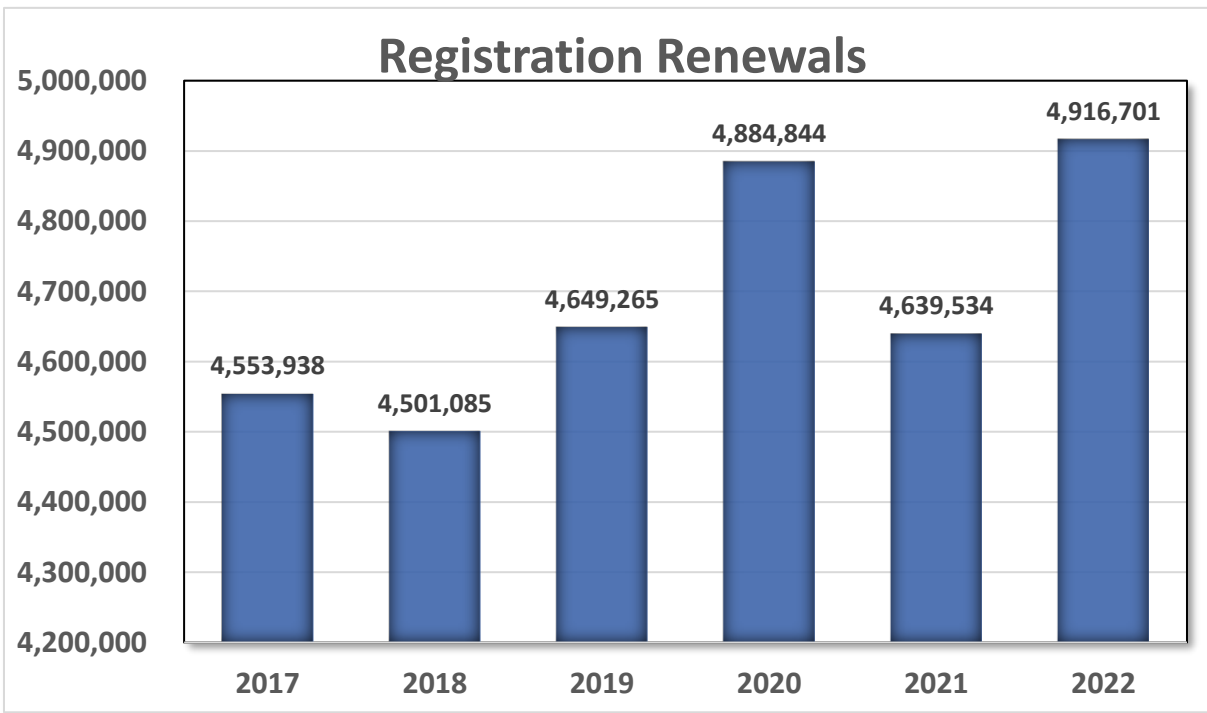
2022 Facts and Figures

License Plates & Renewal Stickers

License plates are evidence that registration fees have been paid and are a means of identifying a vehicle and tracing ownership.

Email: [Wisconsin DMV email service](#)

Phone: (608) 264-7447



Source: BVS Title Renewal (Monthly T&R) Report

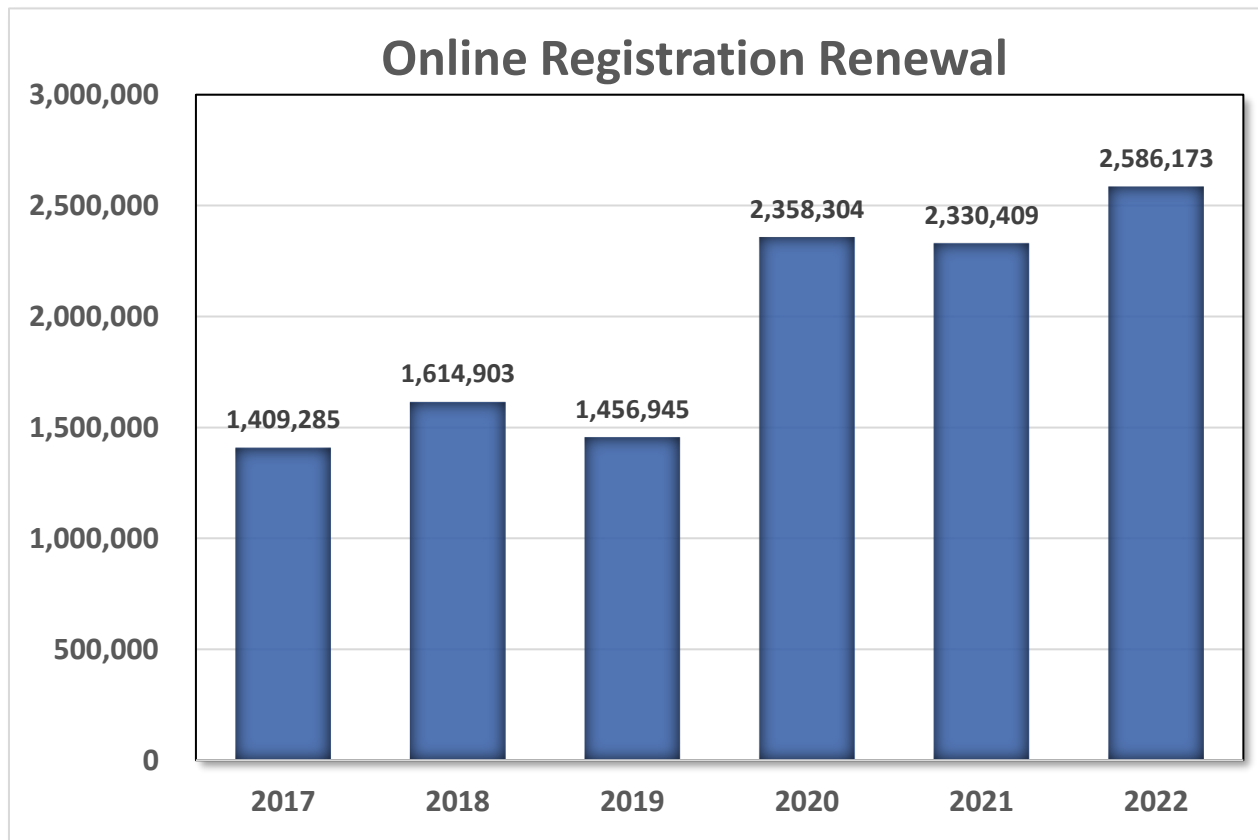
2022 Facts and Figures

Online Registration Renewal

Online registration renewal is an option available in addition to the traditional mail-in and walk-in methods. Online renewals are available for many license plate types.

Phone: (608) 264-7447

Email: vehiclequestions@dot.wi.gov



Source: BVS Title Renewal (Monthly T&R) Report

Note: 2020 numbers listed in previous editions Facts and Figures were inaccurate and have been corrected

2022 Facts and Figures

Personalized License Plate

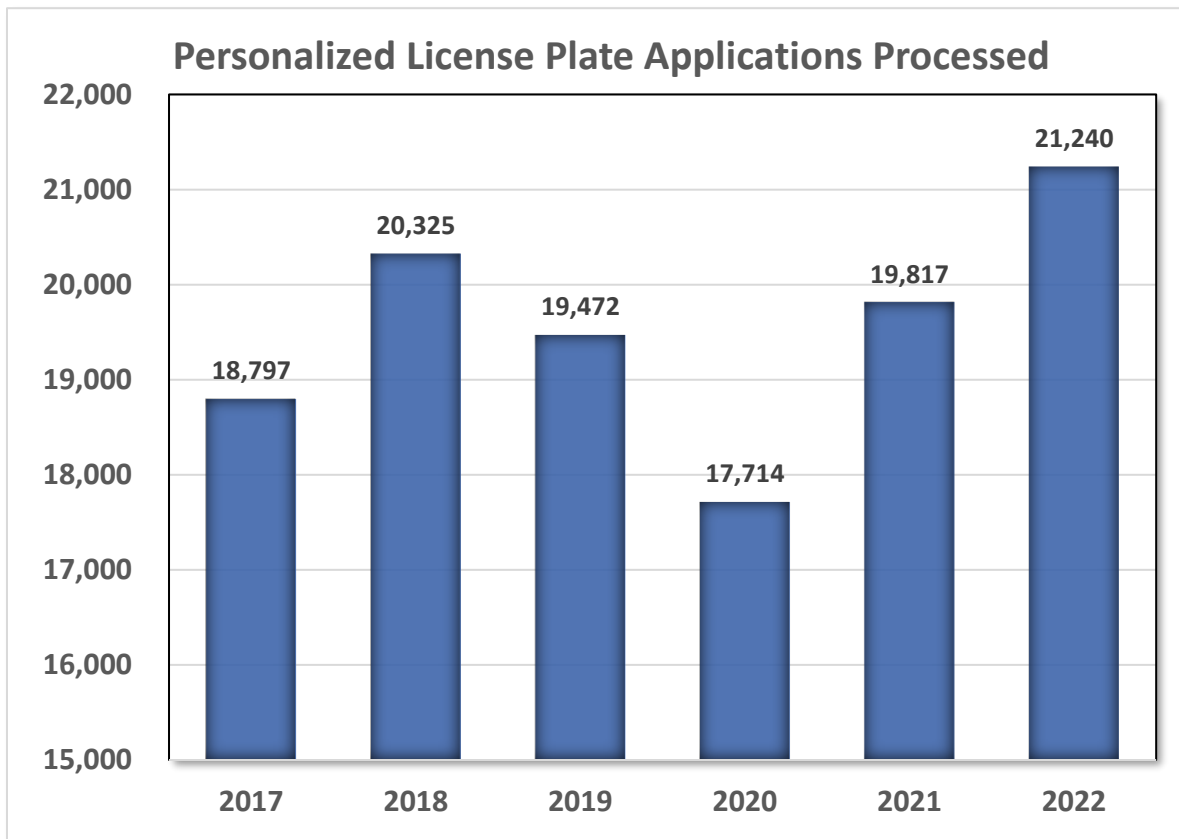
A license plate consisting of requested numbers or letters or both, not exceeding 7 positions and not less than 1 position on regular registration plates, In God We Trust and Wisconsin National Guard, and not exceeding 6 positions and not less than 1 position on special group plates. Disabled and Disabled Veteran plates may also be personalized.

Bureau of Vehicle Services

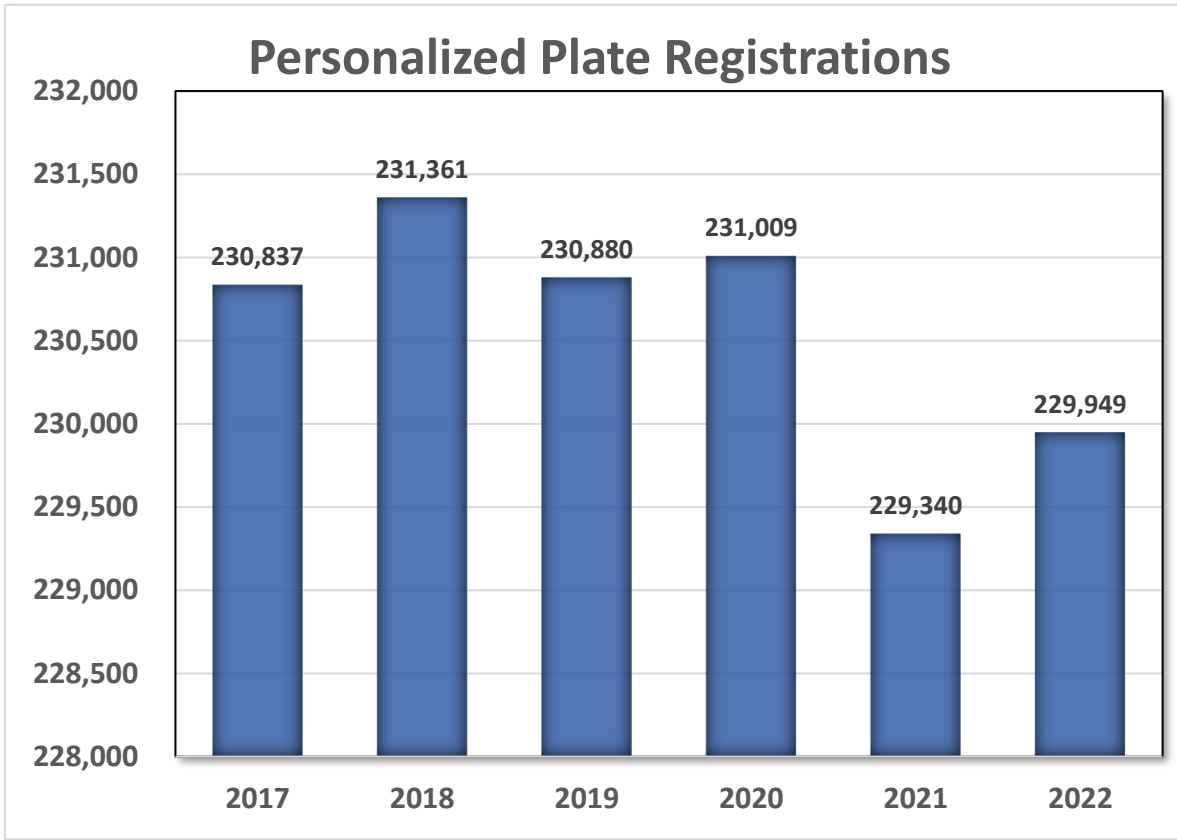
Special Plates Unit

Phone: (608) 266-3041

Email: special-plates.dmv@dot.wi.gov



Source: CLYR RPT 62



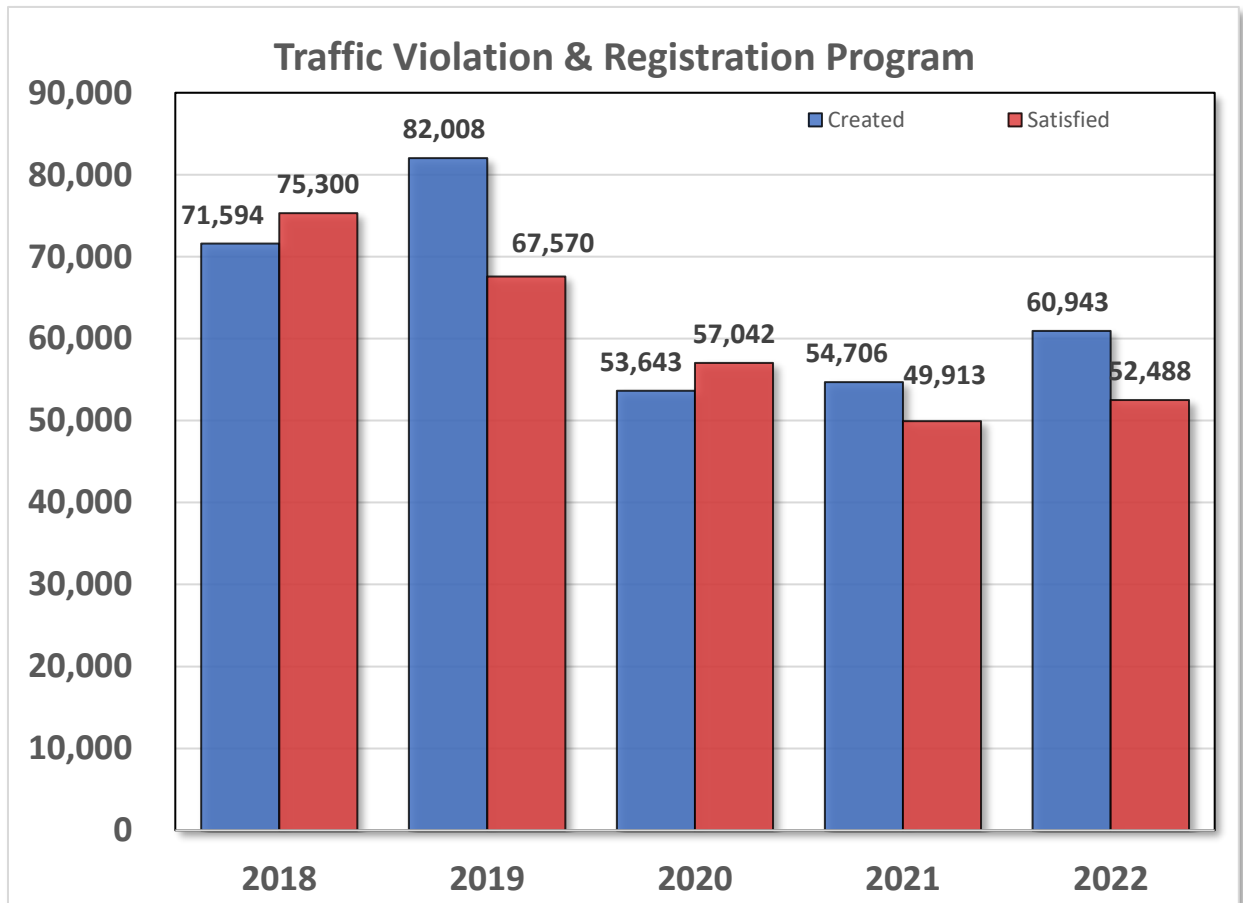
Source: File Analysis Report 29 REG PLT

2022 Facts and Figures

Traffic Violation & Registration Program (TV&RP)

The Traffic Violation and Registration Program (TV&RP) was created by state law in 1981. Under this program, DMV imposes sanctions for unpaid tickets resulting from unpaid non-moving traffic violations (unpaid parking citations) and/or unpaid towing/storage charges.

Bureau of Vehicle Services
Vehicle Registration and Titling Unit
Phone: (608) 267-9791



Source: TV & RP Unit Work Statistics

2022 Facts and Figures

Vehicle Emission Inspection Program (I/M)

The Wisconsin Department of Transportation (WisDOT) implemented the Wisconsin Vehicle Inspection Program (WIVIP) in response to the federal Clean Air Act requirements. A major focus of the Clean Air Act is to reduce emissions that form ground-level ozone. Motor vehicles are one of the major sources of air pollutants in metropolitan areas. Vehicle exhaust emissions include nitrogen oxide, carbon monoxide, and hydrocarbons. Vehicle testing assures that in-use vehicle emissions are within specified standards.

Why is emission testing required in southeastern Wisconsin?

Elevated spring and summertime ozone levels remain an air quality challenge along the coast of Lake Michigan, including Southeastern Wisconsin. Despite significant improvements in air quality in recent years, the state has several areas (all of Milwaukee and Ozaukee counties and parts of Kenosha, Racine, Sheboygan, Washington, and Waukesha counties) that are currently designated as non-attainment areas for federal ozone standards.

The purpose of the Wisconsin Vehicle Inspection Program (WIVIP) is to:

- identify vehicles that pollute by performing OBD (On Board Diagnostic) emissions inspections
- prevent registration until vehicles meet emissions standards

Who sets emission standards?

The Department of Natural Resources (DNR) sets the emissions standards for vehicles. DMV administers the Wisconsin Vehicle Inspection Program (WIVIP).

What vehicles require testing?

Vehicles kept in the following seven counties of southeastern Wisconsin are subject to emissions testing: Sheboygan, Washington, Ozaukee, Waukesha, Milwaukee, Racine, and Kenosha. Vehicles are tested biennially based upon vehicle model year. There is no direct charge to the motorist for the required test.

Model years 1996-2006 with a gross vehicle weight rating (GVWR) less than 8,501 lbs. require testing. **(Gasoline)**

Model years 2007 and newer less than 14,001 lbs. GVWR require testing. **(Diesel and gasoline)**

Motorcycles are exempt from emissions testing.

For more information and testing locations please see wisconsinvip.org call 1-866-OB-D-TEST.

2022 Facts and Figures

Plate/Registration/Vehicle Type Abbreviations

Abbreviations for License Plate Types			
Code	Description	Code	Description
4HF	Wisconsin 4H Foundation	HMM	Historic Military Vehicle (motorcycle)
ACY	Autocycle	HMV	Historic Military Vehicle
AMA	Amateur Radio	HOB	Hobbyist
AMC	Antique Motorcycle	HSV	Human Service Vehicle
ANT	Antique	HTK	Heavy Truck
APO	Apportioned – Power Unit	IGT	In God We Trust
AUT	Automobile	KID	Celebrate Children
BRV	Bad River Band Tribe	LCF	Lions Foundation
BSA	Scouting Alumni	LCO	Lac Courte Oreilles Tribe
BUS	Bus	LDF	Lac du Flambeau Tribe
CCC	Cure Childhood Cancer	LEM	Law Enforcement Memorial
CHW	Children’s Hospital of Wisconsin	LIF	Donate Life
CLS	Collector Special	LSV	Low Speed Vehicle
CLW	Choose Life Wisconsin	LTK	Light Truck
CMC	Collector Motorcycle	LTL	Light Trailer
COL	Collector Vehicle	MBK	Milwaukee Bucks
CVG	Civilian Group (Civil Air Patrol, EMT)	MBN	Milwaukee Brewers (“M” logo)
CYC	Motorcycle	MBO	Milwaukee Brewers (Ball & Glove logo)
DIS	Disabled Parking	MCA	Musky Clubs Alliance of Wisconsin
DMC	Disabled Motorcycle	MCW	Medical College of Wisconsin
DUK	Ducks Unlimited	MDC	Medal of Honor Motorcycle
DVC	Driver Education Motorcycle	MDH	Medal of Honor
ELK	Rocky Mountain Elk Foundation	MEN	Menominee Tribe
EMT	Emergency Medical Tech (Red design)	MGP	Multi-Group (Lao Veteran, Freemason)
END	Endangered Resources (Wolf)	MLG	Military Group
ENG	Operating Engineers Local 139	MNC	Municipal Motorcycle
ENN	Endangered Resources (Badger)	MPD	Moped
FFO	Firefighter (Red design)	MRQ	Marquette University
FLT	Fleet Plate	MTM	Motor Home
FRF	Firefighter (White design)	MUN	Municipal
FRM	Farm Truck	NUR	Nurses Change Lives
FTL	Farm Trailer	OFF	Municipal Official
GLF	Golf Wisconsin	ONI	Oneida Tribe
GST	Gold Star Family	PAK	Packers
HAR	Harley-Davidson share the road	RAM	Elkhart Lakes Road America
HCN	Ho-Chunk Nation	RCF	Red Cliff Tribe
HEG	Higher Education (UW)	RVT	Recreational Vehicle Trailer
HEM	Higher Education (UW-Madison)	SOV	State Owned Vehicle
HFM	Farm Truck – Heavy	SPT	Wisconsin Salutes Veterans
HMC	Hobbyist Motorcycle	SPX	Special X
Code	Description	Code	Description

2022 Facts and Figures

Abbreviations for License Plate Types			
Code	Description	Code	Description
STL	Semi-Trailer	VMC	US Veteran Motorcycle
TMP	Temporary	VST	Versiti
TOR	Tractor	WHF	Wisconsin Women's Health Foundation
TPD	Temporary Disabled Motorcycle	WNG	Wisconsin National Guard
TRL	Trailer	WSC	Wisconsin State Patrol Motorcycle
TRT	Trout Unlimited	WSP	Wisconsin State Patrol
UTL	Keeping The Lights On	WTU	Whitetails Unlimited
VET	Disabled Veteran Parking	XPW	Ex-Prisoner of War

Abbreviations for Registration Types			
Code	Description	Code	Description
ACY	Autocycle	LSV	Low-speed vehicle
ANT	Antique	LTK	Light Truck
AUT	Automobile	LTL	Light Trailer
BBX	Bus – Mass Transit Vehicle	MDC	Medal of Honor Motorcycle
BSB	School Bus	MDH	Medal of Honor
BUS	Motor Bus	MPD	Moped
CHT	Charter Bus	MTM	Motor Home
CYC	Motorcycle	RFP	Raw Forest Products
DEV	Driver Education	RTR	Road Tractor
DPF	Dual Purpose Farm	RVT	Recreational Vehicle Trailer
DPV	Dual Purpose Vehicle	SDV	Special Design Vehicle
DRY	Dairy	SPX	Special X
FRM	Farm	SPZ	Special Mobile Equipment – Z
FTL	Farm Trailer	STL	Semi-Trailer
FTR	Farm Tractor	SUX	Special Mobile Equipment – UX
GOV	Government	TMP	Temporary
HFM	Heavy Farm	TOR	Tractor
HMV	Historic Military Vehicle	TRL	Trailer
HSV	Human Service Vehicle	XTL	Transferable Trailer
HTK	Heavy Truck		

Abbreviations for Vehicle Types		
Type	Code	Description
Auto	AUTO	Passenger Vehicles
Autocycle	AUCY	Includes Autocycles Only
Motorcycle	CYCL	Includes Moped and Special Design Vehicle
Trailer	TRLR	Includes Camping Trailer, Recreational Vehicle Trailer, and Semi-Trailer
Truck	TRUK	Includes Bus, Motor Home, Road Tractor, SUV, Tractor and Van

2022 Facts and Figures

Vehicles Registered by County

County Name	AUCY	AUTO	CYCL	TRLR	TRUK	TOTALS
ADAMS	9	7,855	1,980	3,465	20,566	33,875
ASHLAND	3	3,719	801	1,992	11,504	18,019
BARRON	6	12,537	3,208	7,461	35,937	59,149
BAYFIELD	1	4,240	1,194	2,596	14,242	22,273
BROWN	31	81,099	13,331	34,685	171,653	300,799
BUFFALO	6	4,261	1,101	2,462	11,428	19,258
BURNETT	0	4,704	1,341	2,719	14,337	23,101
CALUMET	11	14,709	3,334	4,952	34,013	57,019
CHIPPEWA	9	18,401	4,448	10,813	48,000	81,671
CLARK	6	8,503	1,927	6,001	25,431	41,868
COLUMBIA	16	18,272	3,877	7,349	41,397	70,911
CRAWFORD	4	4,405	1,043	2,255	11,896	19,603
DANE	49	165,890	18,516	38,154	280,047	502,656
DODGE	18	28,215	6,345	13,550	62,055	110,183
DOOR	6	10,647	3,461	3,427	26,682	44,223
DOUGLAS	2	12,194	2,442	7,899	30,074	52,611
DUNN	11	12,189	2,620	6,278	29,604	50,702
EAU CLAIRE	13	28,069	4,736	11,181	60,194	104,193
FLORENCE	0	1,414	377	1,041	4,711	7,543
FOND DU LAC	11	31,814	6,559	11,809	68,804	118,997
FOREST	1	2,289	658	1,841	8,592	13,381
GRANT	6	13,574	3,234	6,964	34,176	57,954
GREEN	13	11,394	2,795	4,467	26,867	45,536
GREEN LAKE	4	5,758	1,344	2,886	14,913	24,905
IOWA	2	7,060	1,499	4,167	17,801	30,529
IRON	1	1,563	544	851	6,270	9,229
JACKSON	3	5,586	1,525	7,141	15,486	29,741
JEFFERSON	15	28,443	6,101	7,997	57,522	100,078
JUNEAU	9	7,880	2,108	4,001	20,403	34,401
KENOSHA	30	46,344	8,657	10,266	85,024	150,321
KEWAUNEE	3	6,542	1,868	2,788	16,337	27,538
LA CROSSE	16	32,764	5,446	10,370	68,658	117,254
LAFAYETTE	5	4,819	982	6,569	13,401	25,776
LANGLADE	3	5,230	1,355	3,633	16,241	26,462
LINCOLN	5	7,643	2,279	5,035	22,153	37,115
MANITOWOC	13	26,364	6,932	9,672	54,599	97,580
MARATHON	26	37,906	8,389	20,279	92,804	159,404
MARINETTE	4	12,565	3,392	8,274	34,767	59,002
MARQUETTE	4	5,289	1,395	2,257	13,183	22,128

2022 Facts and Figures

MENOMINEE		541	80	132	1,228	1,981
MILWAUKEE	81	229,865	23,967	55,439	326,155	635,507
MONROE	9	12,004	3,059	7,604	31,702	54,378
OCONTO	10	12,303	3,741	5,613	32,219	53,886
ONEIDA	7	10,010	3,074	4,738	33,010	50,839
OUTAGAMIE	33	56,714	11,676	20,478	120,413	209,314
OZAUKEE	5	28,030	5,470	4,774	52,504	90,783
PEPIN	1	2,104	547	1,398	6,288	10,338
PIERCE	5	12,534	2,861	6,187	28,714	50,301
POLK	7	13,774	3,325	6,374	35,308	58,788
PORTAGE	7	20,560	3,663	9,999	44,636	78,865
PRICE	4	3,901	1,126	2,568	12,363	19,962
RACINE	29	55,863	10,266	11,876	102,328	180,362
RICHLAND	4	4,863	1,172	2,142	12,259	20,440
ROCK	26	50,763	8,650	14,983	97,136	171,558
RUSK	5	3,883	872	2,482	11,738	18,980
SAUK	17	19,415	4,079	7,164	45,597	76,272
SAWYER	1	4,080	1,021	2,415	14,751	22,268
SHAWANO	5	11,972	2,893	5,564	30,611	51,045
SHEBOYGAN	19	33,025	9,304	11,009	66,179	119,536
ST. CROIX	26	28,186	6,226	11,265	64,794	110,497
TAYLOR	3	5,012	1,436	5,644	16,025	28,120
TREMPEALEAU	4	9,370	2,085	9,257	23,717	44,433
VERNON	6	7,682	1,749	3,341	21,119	33,897
VILAS	7	6,119	1,951	3,109	23,019	34,205
WALWORTH	34	37,380	8,218	11,093	71,826	128,551
WASHBURN	0	4,373	1,155	2,533	14,818	22,879
WASHINGTON	15	40,858	9,585	12,908	81,239	144,605
WAUKESHA	54	124,721	21,948	26,639	240,586	413,948
WAUPACA	28	15,881	3,987	7,024	38,376	65,296
WAUSHARA	6	7,892	2,070	4,597	20,713	35,278
WINNEBAGO	22	50,945	9,610	18,160	99,181	177,918
WOOD	9	21,395	5,311	19,567	52,893	99,175
UNKNOWN	1	13,625	1,424	20,020	17,975	53,045
TOTALS	865	1,701,793	320,745	637,643	3,513,192	6,174,238

Source: Business Objects Report - RPT_26_VAL_VEH_REG_TY_CNTY_FL_ANLY_CALYR TAB 3

2022 Facts and Figures

Vehicles Registered by Year

Motor Vehicle Registrations in Wisconsin From 1930 - 2022

Year	Total Registrations	Year	Total Registrations
1930	791,492	1998	4,449,217
1935	771,499	1999	4,713,643
1940	921,149	2000	4,798,056
1945	860,031	2001	4,946,305
1950	1,226,683	2002	5,038,541
1955	1,416,425	2003	5,160,673
1960	1,658,520	2004	5,278,402
1965	1,933,266	2005	5,371,800
1970	2,350,154	2006	5,326,693
1975	2,815,109	2007	5,455,985
1980	3,103,784	2008	5,402,565
1981	3,284,746	2009	5,539,105
1982	3,225,611	2010	5,482,518
1983	3,405,671	2011	5,526,798
1984	3,493,737	2012	5,569,097
1985	3,418,789	2013	5,585,489
1986	3,613,124	2014	5,695,648
1987	3,696,348	2015	5,819,875
1988	3,764,880	2016	5,871,302
1989	3,839,647	2017	6,019,215
1990	3,907,343	2018	6,069,090
1991	3,982,901	2019	6,193,601
1992	4,018,786	2020	6,144,327
1993	4,129,519	2021	6,149,436
1994	4,172,462	2022	6,174,238
1995	4,268,619		
1996	4,241,260		
1997	4,503,904		

Sources: 1930-1975: State of Wisconsin Blue Books; 1980-2004: BVS statistical files;
2005-Present: Analysis of current non-expiring vehicles (Business Objects Report 26)

Note: *The previous 2020 and 2021 numbers were inaccurate and have been corrected.*