



DMV 2023 Facts and Figures



Contents

Crashes.....	1
2022 Safety Responsibility Program Results *	2
Dealers	3
Buyer Identification Card	3
Buyer Licenses Issued	4
Consumer Complaints.....	4
Dealer Inspections Completed.....	5
Dealer Licenses Issued	6
Salesperson Licenses Issued	7
Drivers.....	8
Abstracts	8
Citations and Convictions	9
Traffic Convictions Entered.....	10
Driver License.....	14
Commercial Driver License (CDL).....	15
Commercial Driver License (CDL) Statistics	16
Commercial Driver License Statistics – Endorsements.....	20
Instruction Permit Statistics.....	22
Commercial Driving School	24
Motorcycle Endorsement	24
Motorcycle License Class M Statistics.....	25
Occupational License	27
School Bus (S) endorsement	28
Driver License/ID Cards Issued	29
Drivers Licensed by County.....	31
Drivers Licensed – Probationary	33
Drivers Licensed – Probationary and Regular	35
Total Licensed Drivers by Year	38
Employer Notification Program	39
Medical Evaluation for Drivers	40
Organ Donor	41

2023 Facts and Figures

Photo Identification Card (ID).....	42
ID Petition Process (IDPP).....	43
Valid ID Cards by County.....	44
Demerit Points.....	46
Administrative Suspension: Alcohol Concentration.....	47
Alcohol/Drug Review.....	48
Disqualification.....	49
Habitual Traffic Offender.....	50
Revocations and Suspensions.....	51
Revocations or Suspensions by Reason of Conviction.....	52
Operating While Intoxicated: Lifetime Offenses.....	55
Revocation and Suspension Reinstatement.....	56
Traffic Safety Programs.....	58
Driving Skills Test.....	59
Driver License Knowledge Exam.....	60
Third Party Testing.....	62
Administrative Rules in Calendar 2023.....	63
New Laws in Calendar Year 2023.....	63
Transportation Fund Revenue.....	64
Motor Carriers.....	65
Heavy Vehicle Use Tax (HVUT).....	65
International Registration Plan (IRP).....	66
Motor Carrier Audit.....	68
Motor Carrier Fuel Tax.....	69
Motor Carrier Insurance.....	70
Motor Carrier Unified Carrier Registration.....	71
Telephone Authorization.....	72
Vehicles.....	73
Certificate of Title.....	73
Disabled Parking Identification Card.....	74
Electronic Title and Registration.....	75
Heavy Vehicle Registration & Titling.....	76
Involuntary Transfer.....	76
License Plates Issued.....	77

2023 Facts and Figures

License Plates & Renewal Stickers	80
Online Registration Renewal	81
Personalized License Plate	82
Traffic Violation & Registration Program (TV&RP)	84
Vehicle Emission Inspection Program (I/M)	85
Plate/Registration/Vehicle Type Abbreviations	86
Vehicles Registered by County	89
Vehicles Registered by Year	91

Crashes

Law enforcement agencies investigate and file the written reports with the DOT. In cases where reportable crashes are not investigated by a law enforcement agency, the involved operators (or occupant, or owner in lieu of a report from the operator) are required to submit a report. Go to this site to complete a Driver Report of Crash: [Crash Reporting](#)

The Division of Motor Vehicles (DMV) **no longer manages crash reporting. The Division of State Patrol (DSP) now manages this process.**

Visit [Wisconsin crash statistics](#) for crash data analysis and statistics.

For crash reporting customer assistance, please contact:

Division of State Patrol - Crash Records

Phone: (608) 266-8753

Email: DSPTrafficCrashes@dot.wi.gov

2023 Facts and Figures

2022 Safety Responsibility Program Results *

The Wisconsin Safety Responsibility Law requires all motorists involved in reportable crashes to submit evidence to the DMV of their financial ability to pay for damages they caused in the crash. A crash is reportable if there is injury or death, if there is \$200 or more damage to government property (except a government owned vehicle), or if there is \$1,000 or more in damages to any one person's property (including government owned vehicles). In 2022, there were 3,482 claims made against 5,211 uninsured drivers and/or owners exceeding \$23.6 million in damages.

2022 – Safety Responsibility (SR) Claims by Type of Claim and Amounts

Claim Type	Total Claims	Total Amount
Fatalities	2	\$50,500
Personal Injuries	13	\$92,400
Property Damage	105	\$600,920
Vehicle Damage	3,362	\$22,925,681
Total	3,482	\$23,669,501

A claim is verification of damages or injuries filed against an uninsured negligent driver and/or vehicle owner resulting from a crash. The claim amount includes estimated court costs.

2022 – Motorists Subject to SR Law

- 5,211 Notices of Suspension sent to drivers and owners of vehicles in 2022. In many crashes, the drivers and owners were different persons.
- 1,030 Responded to the Notice of Suspension by settling the claims prior to suspension.
- 111 Posted the required security deposit.
- 4,098 Drivers and owners failed to comply with the requirements given on the Notice of Suspension and their operating and registration privileges were suspended.
- 1,109 Suspended motorists complied with the Safety Responsibility requirements after the Suspension Orders were entered.
- 1,168 Motorists accepted the one-year suspension of privileges.
- 1,881 Drivers and owners were still withdrawn as of January 31, 2024.

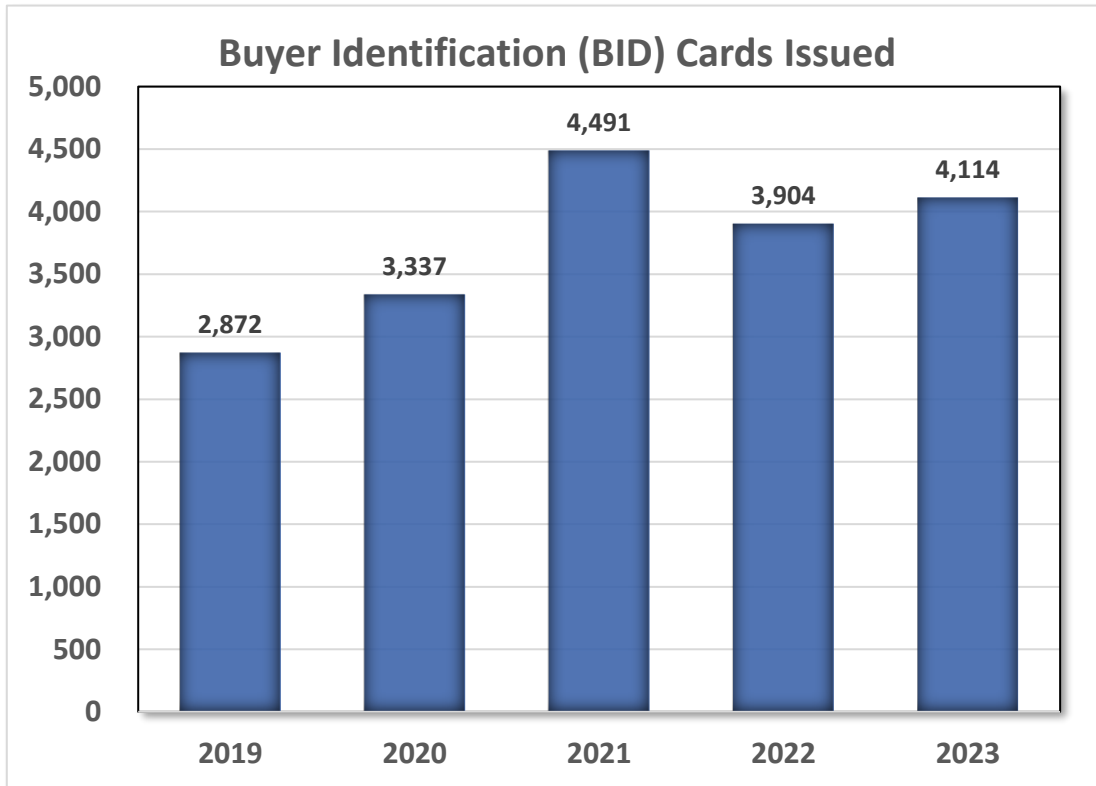
Out of 214,109 vehicles involved in reportable crashes in 2022, only 0.5% were uninsured, failed to pay for the damages and accepted a one-year suspension of privileges.

*Insured parties have up to one year after the crash to file under the SR law, therefore 2022 is the latest year for which full SR program results are available.

Dealers

Buyer Identification Card

A Salvage Buyer Identification (BID) card permits the holder to attend salvage auction pools. DMV licenses persons who want to purchase damaged motor vehicles from motor vehicle salvage pools. The BID card holder must be an employee of a licensed dealer and may hold BID cards for more than one dealer at a time.

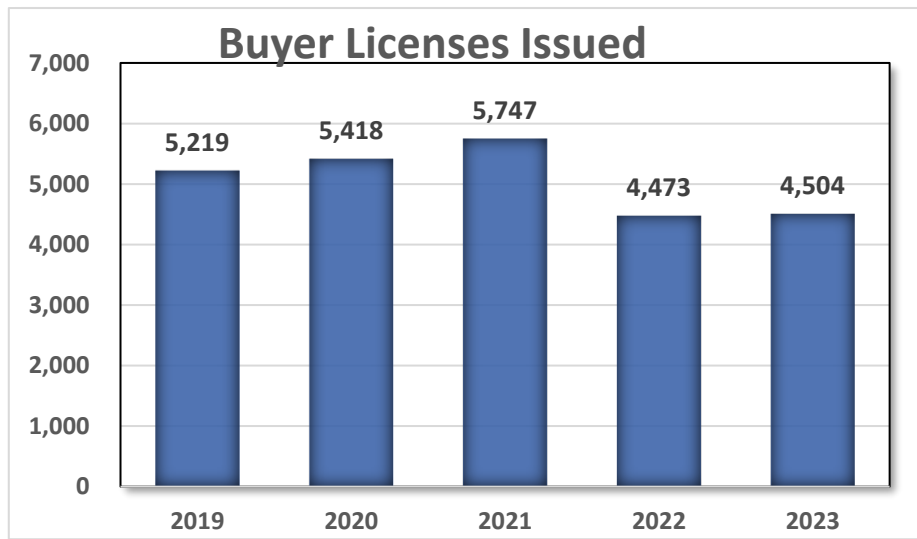


Source: Bureau of Vehicle Services\Dealer and Agent\Business and Customer Services Unit Work Statistics

2023 Facts and Figures

Buyer Licenses Issued

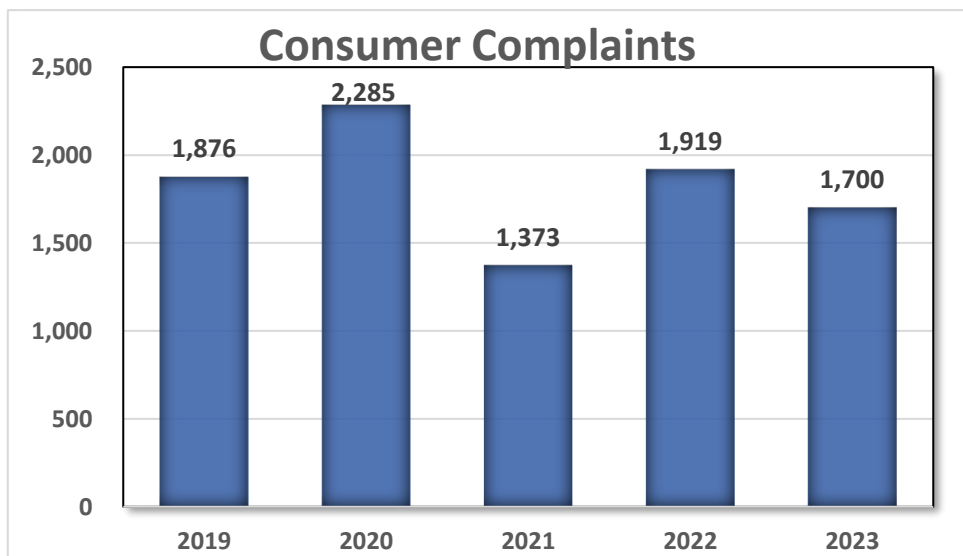
A buyer's license allows the holder to bid on and purchase vehicles at wholesale motor vehicle auctions or dealerships.



Source: Bureau of Vehicle Services\Dealer and Agent\Business and Customer Services Unit Work Statistics
Buyer's License Implemented in 2004

Consumer Complaints

If a consumer has a problem with a vehicle purchased or leased from a Wisconsin dealer, DMV staff may be able to [help](#).



Source: BVS\DA\Field Investigation Unit Work Statistics

(Note: The methodology used for gathering this data has been corrected and 2019 and 2020 totals were updated)

2023 Facts and Figures

Dealer Inspections Completed

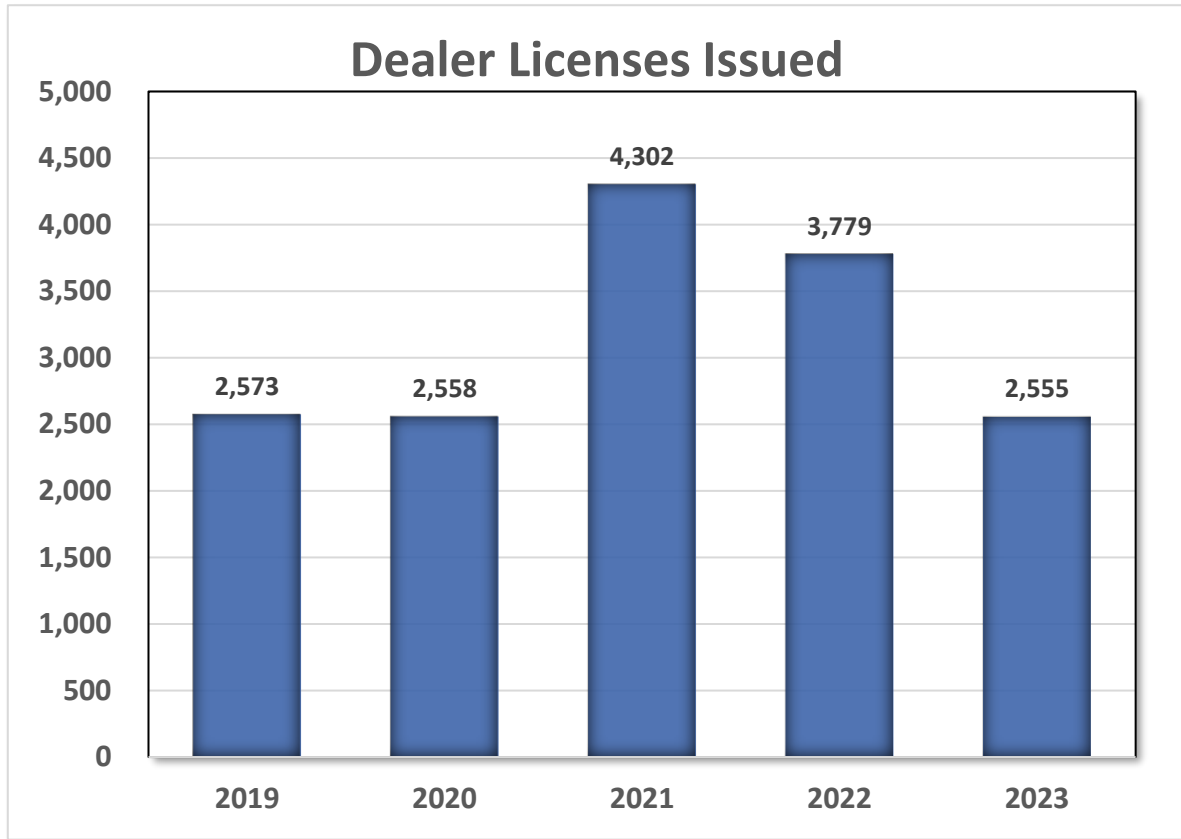
DMV staff perform on-site dealership inspections to provide education; evaluate compliance with trade practices, record-keeping, and business facility laws; and to resolve consumer complaints.



Source: BVS\DA\Field Investigation Unit Work Statistics

Dealer Licenses Issued

A retail dealer license is required to sell or lease vehicles to the general public.

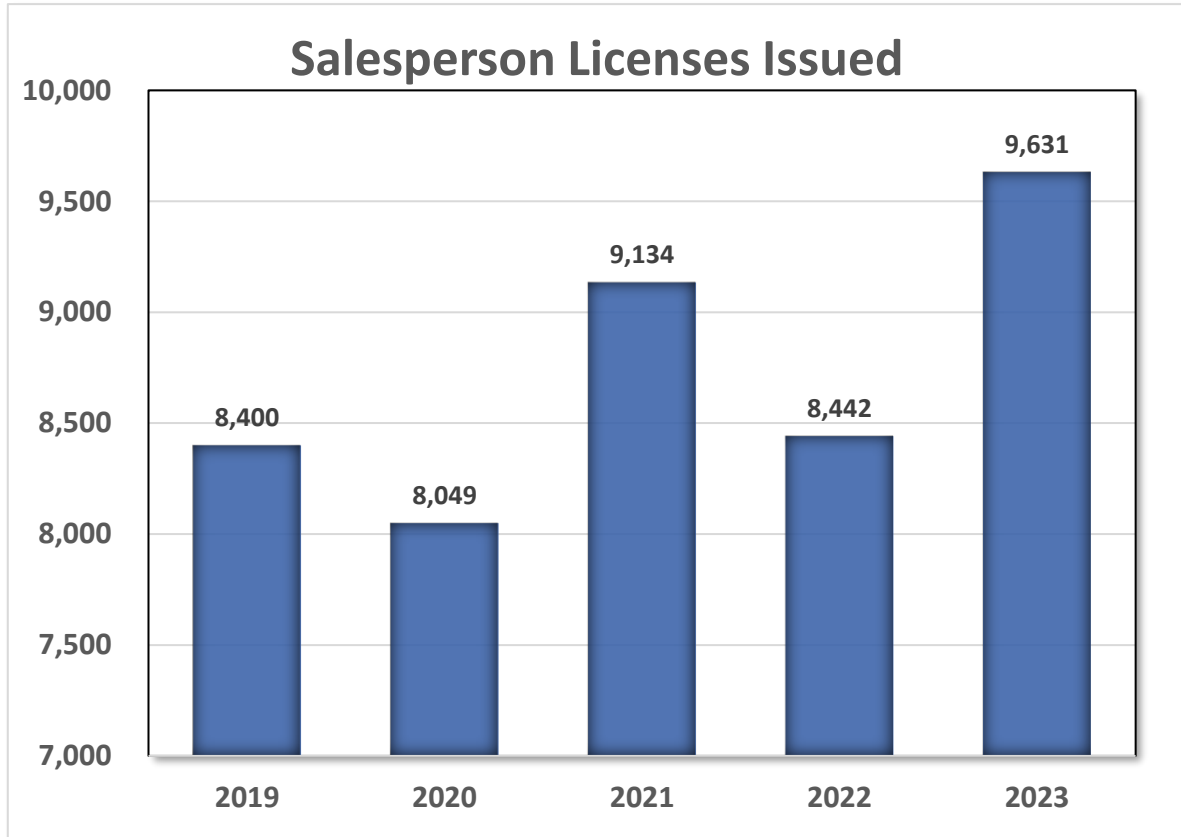


Source: BVS\DA\Business and Customer Services Unit Work Statistics

2023 Facts and Figures

Salesperson Licenses Issued

A salesperson license is required to sell vehicles to the public as an employee of a retail dealer or recreational vehicle dealer.



Source: BVS\DA\Business and Customer Services Unit Work Statistics

Bureau of Vehicle Services

Dealer and Agent Section

[Dealer Licensing Unit](#)

Phone: (608) 266-1425

Email: dealerlicensingunit@dot.wi.gov

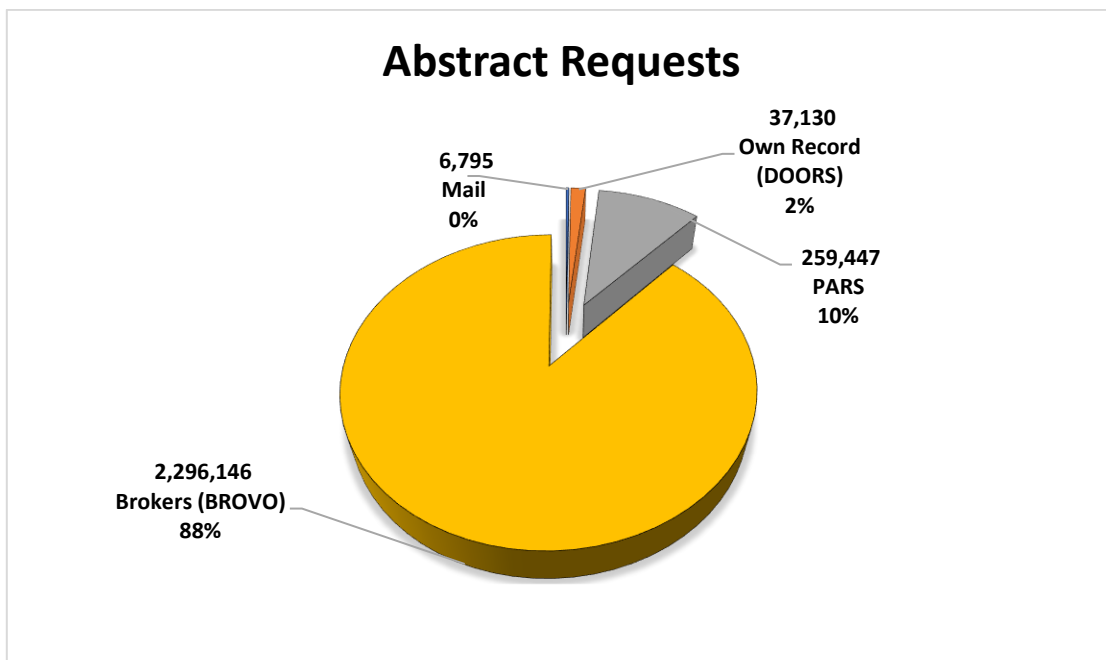
Drivers

Abstracts

Driver record abstracts are computer-generated copies of DMV's driver records. Most driver record entries are retained for the preceding five years; however, certain convictions can result in a driver record being retained indefinitely.

Driver records can be requested in any of several different ways:

- [Public Abstract Request System \(PARS\)](#)
- [Purchase Your Own Record – Online or by Mail](#)
- Brokers/Volume (BROVO) account holders are authorized under contract to receive driver record information and provide it to eligible recipients, as required for their specific business needs and according to DPPA guidelines. BROVO account holders are required to maintain a contract, updated DPPA form and comply with background check requirements at specific intervals. The BROVO service is provided by WisDOT in partnership with Tyler Technologies.



Source: BDS\DMVCC Work Statistics

Bureau of Driver Services

DMV Communication Center

Phone: (608) 264-7447

Email: [Wisconsin DMV email service](#)

2023 Facts and Figures

Citations and Convictions

Citations: Enforcement officers issue traffic citations (tickets) to drivers for violations of traffic laws. Most citations are written on the Wisconsin Uniform Traffic Citation (UTC) form. Each citation must be resolved by a court action.

Convictions: Convictions result from a guilty plea or court finding of guilty when a person is cited for a traffic violation. When a court finds a driver guilty of a charge, the person usually pays a fine or forfeiture and is assessed demerit points on point assessable offenses.

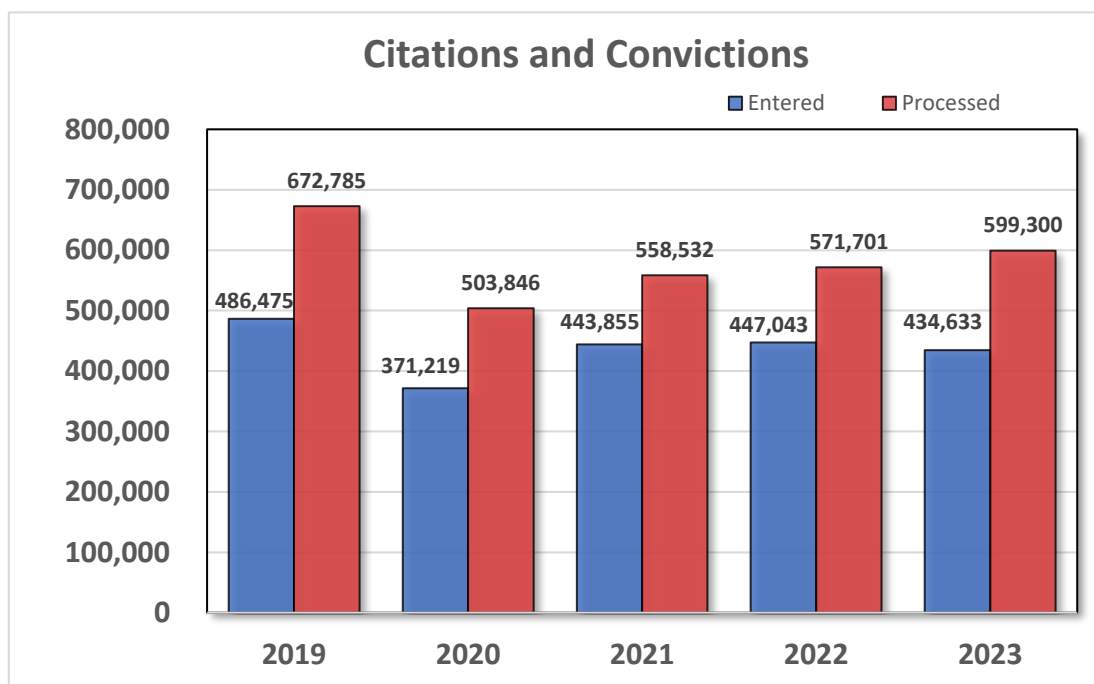
The courts forward all convictions to the DMV. The DMV is required to record convictions to establish a person's driving history. The DMV maintains this history of Wisconsin drivers to determine when license withdrawal is necessary. Some single convictions require that DMV withdraw a license. Other times a driver's accumulation of demerit points triggers an action.

Bureau of Driver Services

DMV Communication Center

Phone: (608) 264-7447

Email: [Wisconsin DMV email service](#)



Source: Bureau of Driver Services, Citations & Withdrawals Section

“Entered” means convictions were posted to the Driver Record.

“Processed” includes convictions posted to the Driver Record and those that do not post to the Driver Record. For example, tickets that are written to out-of-state drivers and to companies, or tickets that are dismissed or the driver was found not guilty, etc., still need to be sorted, stored electronically, and processed because of UTC accountability issues.

2023 Facts and Figures

Traffic Convictions Entered

Traffic Convictions Entered on Driver Record File (2023)

Rank	Code	Charge	Quantity YTD	%
1	SI	Speeding Intermediate (11-19 over limit)	71,403	11.91%
2	OWS	Operating While Suspended	53,378	8.91%
3	CNI	Compulsory Insurance - No Insurance	43,012	7.18%
4	SE	Speeding Excess (20 or more over limit)	39,800	6.64%
5	UV	Unregistered Vehicle	37,403	6.24%
6	S	Speeding (1-10 over speed limit)	36,770	6.14%
7	OWL	Operating w/o Driver License	35,310	5.89%
8	FFS	Failure to Fasten Seat Belt	30,629	5.11%
9	OWI	Operat. under influence intoxicant/controlled substance	25,473	4.25%
10	CNP	Compulsory Insurance - No Proof	25,177	4.20%
11	FOS	Failure to Obey Traffic Sign or Signal	23,414	3.91%
12	BAC	Blood Alcohol Concentration (prohibited)	17,516	2.92%
13	OAR	Operating After Revocation	13,862	2.31%
14	DS	Defective Speedometer	11,577	1.93%
15	ORS	Operating while Registration Suspended (209)	10,160	1.70%
16	FYR	Failure to Yield Right of Way	9,476	1.58%
17	LNP	License not on person	7,042	1.18%
18	IS	Imprudent Speed	6,359	1.06%
19	ID	Inattentive Driving	5,646	0.94%
20	FTC	Following too Closely	5,207	0.87%
21	FVC	Failure to Keep Vehicle Under Control	5,106	0.85%
22	DLT	Deviating from Lane of Traffic	4,749	0.79%
23	OT	Obstructing Traffic	4,715	0.79%
24	SVL	Signal Violation	4,481	0.75%
25	IP	Improper Plates	4,368	0.73%
26	UAL	Underage Alcohol (207)	4,176	0.70%
27	FPS	Failure to Pay Support (205)	3,815	0.64%
28	IC	Implied Consent	3,708	0.62%
29	PAC	Prohibited Alcohol Concentration (212)	3,703	0.62%
30	OV	Obstructed View or Control	3,500	0.58%
31	IL	No or improper lights	3,163	0.53%
32	IVO	Intoxicant in Vehicle - Operator	3,148	0.53%
33	PI	Passing Illegally	3,064	0.51%
34	RD	Reckless Driving	2,680	0.45%
35	VOR	Violation of Restriction	2,599	0.43%
36	IT	Illegal Turn	2,225	0.37%
37	DOF	Deface or Obstruct Official Sign	2,123	0.35%
38	CSR	Child Safety Restraint	2,041	0.34%
39	FRA	Failure to Report Accident	2,030	0.34%

2023 Facts and Figures

Traffic Convictions Entered on Driver Record File (2023)

Rank	Code	Charge	Quantity YTD	%
40	DWS	Driving on Wrong Side of Highway	1,959	0.33%
41	AEO	Attempt to Elude Officer	1,944	0.32%
42	TFC	Too Fast for Conditions	1,866	0.31%
43	FSU	Failure to Stop After Accident unattended vehicle	1,381	0.23%
44	DSP	Duty Upon Striking property	1,294	0.22%
45	T	Truancy	1,241	0.21%
46	IM	Improper Muffler	1,162	0.19%
47	BI	Backing Illegally	1,160	0.19%
48	FSB	Failure to Stop for School Bus	1,148	0.19%
49	JA	Juvenile Alcohol*	969	0.16%
50	DOW	Driving over Walk	883	0.15%
51	IDT	Ignition/Immobilization Device Tampering	723	0.12%
52	FSA	Failure to Stop After Accident	711	0.12%
53	POH	Parking on Highway	592	0.10%
54	IE	Improper Equipment	535	0.09%
55	VUF	Vehicle Used in Commission of Felony	502	0.08%
56	IVP	Intoxicant in Vehicle - Passenger	477	0.08%
57	CD	Careless Driving (out-of-state only)	438	0.07%
58	TWD	Texting While Driving	360	0.06%
59	PUP	Permitting Unauthorized Person to Operate	346	0.06%
60	RPS	Restrictions on Parking and Stopping	345	0.06%
61	UAO	Underage Alcohol Operation**	304	0.05%
62	D	Drug Conviction	277	0.05%
63	FNC	Failure to Notify of Address or Name Change	265	0.04%
64	FGS	Failure to Give Signal	263	0.04%
65	FTT	Failure to Transfer Title	251	0.04%
66	DAT	Driving Against Traffic	248	0.04%
67	OII	Operating while Intoxicated Causing Injury	239	0.04%
68	CUL	Commercial Unlawful License	234	0.04%
69	IB	Improper Brakes	231	0.04%
70	CSI	Commercial Speeding Intermediate (15-19 over)	229	0.04%
71	CDL	Commercial Deviating from Lane of Traffic	224	0.04%
72	UA	Unnecessary Acceleration	220	0.04%
73	SLL	Special Limitations on Load	213	0.04%
74	IIV	Intoxicant in Vehicle - Underage Person	184	0.03%
75	UID	Underage ID (208)	174	0.03%
76	R	Racing	133	0.02%
77	CFA	Commercial Failure to Appear (out-of-state only)	120	0.02%
78	OCS	Operating while Intoxicated-Controlled Substance	110	0.02%
79	CFC	Commercial Following too Closely	98	0.02%
80	FDL	Failure to Dim Lights	98	0.02%
81	JCS	Juvenile Controlled Substances (under 17)	90	0.02%

2023 Facts and Figures

Traffic Convictions Entered on Driver Record File (2023)

Rank	Code	Charge	Quantity YTD	%
82	CFP	Commercial Failure to Pay (out-of-state only)	86	0.01%
83	MDO	Miscellaneous Driving Offenses (204)	62	0.01%
84	IPW	Improper Use Phone While Driving in Work Zone	58	0.01%
85	CTU	Commercial Telephone Use While Driving	57	0.01%
86	CSE	Commercial Speeding Excess (20 or more over)	55	0.01%
87	CPI	Commercial Passing Illegally	45	0.01%
88	CWI	Commercial Operating while Intoxicated	44	0.01%
89	DDH	Driving on Divided Highway	44	0.01%
90	TPV	Transporting Person or Vehicle Illegally	43	0.01%
91	FYL	Flashing Yellow Violation	42	0.01%
92	CIS	Commercial Imprudent Speed	41	0.01%
93	UN	Unnecessary noise	41	0.01%
94	OSO	Operating while Out of Service	33	0.01%
95	CTF	Commercial Too Fast for Conditions	32	0.01%
96	LH	Littering highway	29	0.00%
97	NHI	Negligent Homicide Intoxicated	29	0.00%
98	CDS	Comm. Duty upon Striking Property	26	0.00%
99	GBH	Great Bodily Harm	26	0.00%
100	NH	Negligent Homicide	24	0.00%
101	CFR	Commercial Failure to Report Accident	22	0.00%
102	CNC	Commercial Failure to Comply (out-of-state only)	21	0.00%
103	CFU	Comm. Failure to Stop after Accident (unattended Veh)	19	0.00%
104	SOL	Surrender of License upon Cancellation Revocation or Suspension	16	0.00%
105	FA	Falsified Application	15	0.00%
106	TCC	Transporting Children in Cargo Area of Motor Vehicle	11	0.00%
107	CRD	Commercial Reckless Driving	10	0.00%
108	CAC	Commercial Admin. Suspension	9	0.00%
109	CCD	Commercial Careless Driving (out-of-state only)	9	0.00%
110	MSC	Miscellaneous	9	0.00%
111	COO	Commercial 0.0 -Not-a-Drop	8	0.00%
112	CPB	Commercial Possession of Intoxicant Beverage	8	0.00%
113	UTD	Use Telephone While Driving with Probationary/Instructional Permit	8	0.00%
114	CIC	Commercial Implied Consent	6	0.00%
115	IR	Illegal Riding	6	0.00%
116	ICU	Implied Consent Underage	5	0.00%
117	PLS	Projecting Loads on Side of Vehicle	5	0.00%
118	FEM	Following Emergency Vehicle	4	0.00%
119	OWD	Operating while Disqualified	4	0.00%
120	RVL	Roadway Violation	4	0.00%
121	CFH	Crossing Fire Hose	3	0.00%

2023 Facts and Figures

Traffic Convictions Entered on Driver Record File (2023)

Rank	Code	Charge	Quantity YTD	%
122	CFI	Compulsory Insurance - Fraudulent, False or Invalid Proof of Insurance	3	0.00%
123	FAR	Falsified Accident Report	3	0.00%
124	JID	Juvenile ID	3	0.00%
125	OML	Operating with Multiple Licenses	3	0.00%
126	P	Perjury	3	0.00%
127	CA	Commercial Alcohol	2	0.00%
128	CFS	Commercial Failure to Stop After Accident	2	0.00%
129	HWI	Haz. Commercial Operating while Intoxicated	2	0.00%
130	IUL	Illegal use of Operator's License	2	0.00%
131	RRF	Railroad Failure to Stop	2	0.00%
132	ADL	Altering Driver License	1	0.00%
133	CII	Commercial OWI Causing Injury	1	0.00%
134	FAV	Fraudulent Application	1	0.00%
135	HFR	Haz. Commercial Failure to Report Accident	1	0.00%
136	HFU	Haz. Comm. Failure to Stop After Accident (unattended)	1	0.00%
137	RRG	Railroad Grade Violation	1	0.00%
138	SLR	Surrender of Licenses and Registrations upon Rev or Sus	1	0.00%
Total			599,300	

* Under the legal drinking age (under 21); violation under Chapter 48 & 125

** Under 21 years of age; not-a-drop, Statute 346.63(2m)

*** Note: This report only includes convictions entered on the driving record

Source: CVCNTMTH

2023 Facts and Figures

Driver License

A driver license is evidence of authority to operate a motor vehicle. The two types of driver licenses are probationary or regular.

Bureau of Driver Services

Phone: (608) 264-7447

Email: [Wisconsin DMV email service](#)

Internet: [Driver License ID Card Guide](#)

License fees in 2023 were:

Non-Commercial Driver License Instruction permit	\$35
Motorcycle instruction permit	\$32
Driving skills exam	
Auto (Class D)	\$15
Motorcycle (Class M)	\$15
Original Probationary or Regular License	
Auto (Class D)	\$28
Motorcycle (Class M)	\$22
Renewal License –8 year	
Auto (Class D)	\$34
Motorcycle (Class M)	\$18
Auto and Motorcycle (Class D/M)	\$42
Commercial Driver License	
Instruction permit	\$30
Driving skills exam - Class A, B, C (except school bus)	\$20
School bus skills exam - Class B, C, D	\$15
Original or Renewal License	
(Classes A, B and/or C with or without endorsements)	\$74
Add Class(es) to existing license	\$5
(Cost is for each class added, with an additional \$10 Federal Verification fee)	
HME-TSA Assessment Fee	\$34
(This is in addition to the Regular Renewal fee, Duplicate fee, etc. which would include the \$10. The only time it would be \$44 would be for a HazMat renewal application)	
Add Endorsements (each) to existing license	\$5
Lift (No CMV operation in interstate commerce) restriction	\$14
Lift (No CMV operation with air brakes) restriction	\$14

Commercial Driver License (CDL)

A commercial driver license (CDL) is required for anyone operating a vehicle that:

- Weighs over 26,000 pounds. To determine the weight of the vehicle, use the highest of the following weights:
 - manufacturer's gross vehicle weight rating (GVWR)
 - manufacturer's gross combination weight rating (GCWR)
 - actual weight
 - registered weight
- Carries hazardous materials that require placarding under federal law. (Placarding requirements are found in **Title 49, Code of Federal Motor Carrier Safety Regulations, part 397.**)
- Is designed or used to carry 16 or more persons including the driver.

2023 Facts and Figures

Commercial Driver License (CDL) Statistics

Birth Year	Age	ABC			BC			C		
		M	F	Total	M	F	Total	M	F	Total
2003	18	613	24	637	734	28	762	35	0	35
2002	19	823	30	853	928	36	964	35	1	36
2001	20	1,003	49	1,052	1,136	59	1,195	43	3	46
2000	21	1,141	54	1,195	1,263	63	1,326	51	3	54
1999	22	1,298	85	1,383	1,434	98	1,532	41	3	44
1998	23	1,404	93	1,497	1,549	110	1,659	43	6	49
1997	24	1,447	97	1,544	1,653	120	1,773	42	4	46
1996	25	1,739	101	1,840	1,888	127	2,015	20	4	24
1995	26	1,773	126	1,899	1,947	156	2,103	21	5	26
1994	27	1,914	139	2,053	2,101	187	2,288	21	2	23
1993	28	2,099	180	2,279	2,269	217	2,486	32	5	37
1992	29	2,189	161	2,350	2,415	214	2,629	44	1	45
1991	30	2,330	184	2,514	2,552	233	2,785	33	11	44
1990	31	2,370	190	2,560	2,576	264	2,840	43	10	53
1989	32	2,435	215	2,650	2,671	271	2,942	30	6	36
1988	33	2,621	222	2,843	2,830	282	3,112	23	6	29
1987	34	2,580	203	2,783	2,806	261	3,067	26	4	30
1986	35	2,811	195	3,006	3,063	268	3,331	20	4	24
1985	36	2,918	211	3,129	3,149	271	3,420	17	7	24
1984	37	2,895	209	3,104	3,150	262	3,412	26	5	31
1983	38	2,927	238	3,165	3,190	291	3,481	30	2	32
1982	39	2,979	189	3,168	3,259	248	3,507	22	3	25
1981	40	3,161	228	3,389	3,419	316	3,735	30	4	34
1980	41	3,414	234	3,648	3,657	304	3,961	23	3	26
1979	42	3,526	244	3,770	3,785	330	4,115	24	8	32
1978	43	3,236	247	3,483	3,518	327	3,845	16	4	20
1977	44	3,422	256	3,678	3,711	318	4,029	16	5	21
1976	45	3,312	223	3,535	3,599	290	3,889	26	0	26
1975	46	3,510	247	3,757	3,786	319	4,105	15	4	19
1974	47	3,608	270	3,878	3,932	336	4,268	13	1	14
1973	48	3,471	272	3,743	3,780	343	4,123	16	2	18
1972	49	3,915	283	4,198	4,239	368	4,607	13	4	17
1971	50	4,151	329	4,480	4,531	416	4,947	14	2	16
1970	51	4,493	348	4,841	4,854	451	5,305	4	1	5
1969	52	4,155	321	4,476	4,541	409	4,950	16	0	16
1968	53	4,308	291	4,599	4,703	379	5,082	14	1	15
1967	54	4,467	298	4,765	4,840	381	5,221	14	1	15
1966	55	4,627	326	4,953	4,991	424	5,415	14	3	17
1965	56	4,585	305	4,890	4,941	388	5,329	10	1	11
1964	57	4,983	337	5,320	5,389	420	5,809	11	1	12
1963	58	5,094	339	5,433	5,550	418	5,968	11	4	15
1962	59	5,122	326	5,448	5,524	416	5,940	17	2	19
1961	60	5,034	315	5,349	5,447	403	5,850	9	1	10
1960	61	4,879	274	5,153	5,280	338	5,618	10	1	11
1959	62	4,670	238	4,908	5,036	301	5,337	12	2	14

2023 Facts and Figures

Birth Year	Age	ABC			BC			C		
		M	F	Total	M	F	Total	M	F	Total
1958	63	4,305	238	4,543	4,668	287	4,955	10	1	11
1957	64	4,151	242	4,393	4,485	302	4,787	6	0	6
1956	65	3,869	207	4,076	4,197	259	4,456	13	0	13
1955	66	3,565	145	3,710	3,848	181	4,029	7	0	7
1954	67	3,147	132	3,279	3,443	170	3,613	5	0	5
1953	68	2,834	122	2,956	3,039	148	3,187	1	0	1
1952	69	2,603	72	2,675	2,816	109	2,925	3	4	7
1951	70	2,197	77	2,274	2,396	94	2,490	2	0	2
1950	71	1,809	78	1,887	1,982	97	2,079	2	0	2
1949	72	1,614	47	1,661	1,715	54	1,769	0	0	0
1948	73	1,381	46	1,427	1,504	55	1,559	2	0	2
1947	74	1,249	38	1,287	1,348	48	1,396	1	0	1
1946	75	987	31	1,018	1,066	38	1,104	1	0	1
1945	76	773	24	797	828	30	858	0	0	0
1944	77	666	17	683	720	21	741	2	0	2
1943	78	644	20	664	692	25	717	1	0	1
1942	79	545	17	562	585	23	608	0	0	0
1941	80	360	16	376	391	19	410	0	0	0
1940	81	335	8	343	352	9	361	1	0	1
1939	82	224	4	228	236	5	241	0	0	0
1938	83	228	4	232	238	5	243	0	0	0
1937	84	124	4	128	141	5	146	0	0	0
1936	85	111	2	113	114	2	116	0	0	0
1935	86	69	1	70	76	2	78	0	0	0
1934	87	50	1	51	55	1	56	0	0	0
1933	88	32	0	32	38	0	38	0	0	0
1932	89	18	0	18	20	0	20	0	0	0
1931	90	20	0	20	20	0	20	0	0	0
1930	91	9	0	9	9	0	9	0	0	0
1929	92	3	0	3	4	0	4	0	0	0
1928	93	4	0	4	4	0	4	0	0	0
1927	94	1	0	1	1	0	1	0	0	0
TOTALS		177,379	11,339	188,718	192,647	14,450	207,097	1,103	155	1,258

Source: Bureau of Driver Services
Report: wowdrl-2023

2023 Facts and Figures

Class A, B, & C Drivers Licensed by County (2023)

County	Valid (1)	Withdrawn (2)	Total (1) and (2)	Expired (3)
ADAMS	1,393	804	2,197	103
ASHLAND	897	423	1,320	46
BARRON	2,970	1,378	4,348	199
BAYFIELD	875	444	1,319	60
BROWN	7,750	4,518	12,268	622
BUFFALO	1,133	399	1,532	55
BURNETT	999	462	1,461	71
CALUMET	1,936	923	2,859	61
CHIPPEWA	3,951	1,694	5,645	179
CLARK	2,311	894	3,205	84
COLUMBIA	3,016	1,506	4,522	160
CRAWFORD	899	385	1,284	52
DANE	9,398	5,742	15,140	1,293
DODGE	4,714	1,992	6,706	234
DOOR	1,217	588	1,805	54
DOUGLAS	2,046	1,073	3,119	274
DUNN	2,495	1,028	3,523	134
EAU CLAIRE	3,309	1,844	5,153	242
FLORENCE	319	199	518	24
FOND DU LAC	4,547	2,090	6,637	266
FOREST	671	363	1,034	44
GRANT	2,786	1,174	3,960	156
GREEN	2,055	933	2,988	104
GREEN LAKE	1,238	502	1,740	60
IOWA	1,423	612	2,035	60
IRON	448	208	656	35
JACKSON	1,304	623	1,927	80
JEFFERSON	3,628	1,780	5,408	209
JUNEAU	1,645	815	2,460	120
KENOSHA	5,104	2,515	7,619	661
KEWAUNEE	1,368	459	1,827	30
LA CROSSE	3,488	2,047	5,535	252
LAFAYETTE	1,303	433	1,736	53
LANGLADE	1,323	659	1,982	66
LINCOLN	1,615	880	2,495	88
MANITOWOC	3,434	1,644	5,078	172
MARATHON	5,717	2,746	8,463	305
MARINETTE	2,131	1,382	3,513	157
MARQUETTE	1,021	513	1,534	51
MENOMINEE	114	90	204	15
MILWAUKEE	20,316	11,733	32,049	4,292
MONROE	2,649	1,204	3,853	149
OCONTO	2,578	1,229	3,807	116
ONEIDA	1,776	1,141	2,917	97
OUTAGAMIE	6,346	3,568	9,914	404
OZAUKEE	1,953	1,053	3,006	139
PEPIN	593	246	839	30
PIERCE	2,072	836	2,908	167

2023 Facts and Figures

County	Valid (1)	Withdrawn (2)	Total (1) and (2)	Expired (3)
POLK	2,457	1,145	3,602	168
PORTAGE	3,023	1,360	4,383	183
PRICE	978	468	1,446	49
RACINE	6,562	3,375	9,937	688
RICHLAND	981	404	1,385	59
ROCK	5,672	3,393	9,065	613
RUSK	1,068	473	1,541	63
SAUK	3,102	1,591	4,693	196
SAWYER	819	541	1,360	82
SHAWANO	2,468	1,217	3,685	103
SHEBOYGAN	3,506	1,783	5,289	248
ST. CROIX	3,880	1,551	5,431	304
TAYLOR	1,712	550	2,262	51
TREMPEALEAU	1,986	819	2,805	97
VERNON	1,891	761	2,652	88
VILAS	1,101	701	1,802	63
WALWORTH	3,867	1,977	5,844	330
WASHBURN	1,047	592	1,639	81
WASHINGTON	4,909	2,372	7,281	271
WAUKESHA	8,668	5,575	14,243	689
WAUPACA	2,695	1,333	4,028	154
WAUSHARA	1,664	743	2,407	84
WINNEBAGO	4,825	3,157	7,982	346
WOOD	3,412	1,844	5,256	211
Total	208,567	107,499	316,066	17,546

(1) Valid

Number of Valid D and Probationary License Holders by County

Excludes Revoked/Suspended/Canceled/Surrendered/Disqualified and Expired

(2) Withdrawn

Number of Revoked/Suspended/Canceled/Surrendered/Disqualified by County

Excludes Expired Licenses

(3) Expired

Number of Expired Licenses That Are Less Than One Year Expired, by County

Source: Bureau of Drivers Services

Report: YRCDLDAT

2023 Facts and Figures

Commercial Driver License Statistics – Endorsements

Birth Year	Age	H			N			T			P			S		
		M	F	Total	M	F	Total	M	F	Total	M	F	Total	M	F	Total
2005	18	8	0	8	111	3	114	9	1	10	16	6	22	5	2	7
2004	19	11	0	11	243	5	248	37	0	37	20	4	24	5	2	7
2003	20	19	1	20	356	13	369	52	4	56	41	14	55	15	11	26
2002	21	35	3	38	437	16	453	70	4	74	57	9	66	31	6	37
2001	22	72	2	74	536	16	552	93	2	95	58	37	95	30	28	58
2000	23	79	3	82	578	25	603	109	6	115	86	36	122	54	23	77
1999	24	120	9	129	650	30	680	130	11	141	118	51	169	70	38	108
1998	25	137	7	144	729	35	764	155	6	161	108	56	164	60	46	106
1997	26	147	12	159	737	31	768	162	11	173	122	73	195	61	56	117
1996	27	145	6	151	838	32	870	190	8	198	131	86	217	67	68	135
1995	28	177	5	182	827	36	863	206	9	215	141	117	258	58	82	140
1994	29	208	12	220	970	49	1,019	215	12	227	166	132	298	80	89	169
1993	30	201	11	212	1,020	38	1,058	265	11	276	167	151	318	60	107	167
1992	31	211	7	218	1,146	43	1,189	299	13	312	201	153	354	101	90	191
1991	32	249	12	261	1,164	42	1,206	317	11	328	221	194	415	85	134	219
1990	33	220	12	232	1,131	50	1,181	299	14	313	226	208	434	86	132	218
1989	34	249	9	258	1,190	37	1,227	336	16	352	239	208	447	95	134	229
1988	35	238	18	256	1,298	50	1,348	371	18	389	262	209	471	90	137	227
1987	36	218	6	224	1,296	42	1,338	333	11	344	270	186	456	91	119	210
1986	37	265	12	277	1,406	40	1,446	395	16	411	259	222	481	104	135	239
1985	38	297	12	309	1,476	43	1,519	405	13	418	269	209	478	103	144	247
1984	39	263	3	266	1,526	39	1,565	469	11	480	277	197	474	102	128	230
1983	40	269	13	282	1,516	55	1,571	415	20	435	290	209	499	112	126	238
1982	41	238	6	244	1,497	33	1,530	442	13	455	315	184	499	130	104	234
1981	42	265	5	270	1,605	49	1,654	436	13	449	339	237	576	126	129	255
1980	43	276	9	285	1,705	49	1,754	543	22	565	353	220	573	132	121	253
1979	44	269	12	281	1,758	59	1,817	510	24	534	368	237	605	129	125	254
1978	45	295	10	305	1,648	57	1,705	504	16	520	354	232	586	125	126	251
1977	46	323	8	331	1,718	61	1,779	581	22	603	384	197	581	146	101	247
1976	47	302	15	317	1,696	55	1,751	607	24	631	395	195	590	135	95	230
1975	48	314	13	327	1,738	69	1,807	617	28	645	360	212	572	116	120	236
1974	49	333	10	343	1,868	63	1,931	658	26	684	450	209	659	139	85	224
1973	50	315	16	331	1,784	61	1,845	623	30	653	424	213	637	133	111	244
1972	51	334	6	340	2,039	57	2,096	727	24	751	477	247	724	134	110	244
1971	52	401	14	415	2,194	81	2,275	796	40	836	542	267	809	169	129	298
1970	53	401	12	413	2,367	90	2,457	908	21	929	541	283	824	166	133	299
1969	54	379	15	394	2,240	96	2,336	850	43	893	544	271	815	190	142	332
1968	55	394	11	405	2,311	79	2,390	881	38	919	531	234	765	161	116	277
1967	56	413	11	424	2,454	82	2,536	1,048	31	1,079	557	244	801	173	127	300
1966	57	438	15	453	2,570	81	2,651	1,095	40	1,135	565	287	852	169	146	315
1965	58	423	19	442	2,562	74	2,636	1,073	34	1,107	582	225	807	199	123	322
1964	59	441	11	452	2,733	93	2,826	1,160	39	1,199	613	250	863	216	143	359
1963	60	447	8	455	2,849	75	2,924	1,199	28	1,227	680	284	964	237	140	377
1962	61	476	10	486	2,970	90	3,060	1,282	43	1,325	679	255	934	232	145	377
1961	62	401	7	408	2,836	78	2,914	1,184	40	1,224	692	267	959	252	152	404
1960	63	338	8	346	2,743	65	2,808	1,187	27	1,214	687	214	901	266	117	383

2023 Facts and Figures

Birth Year	Age	H			N			T			P			S		
		M	F	Total	M	F	Total	M	F	Total	M	F	Total	M	F	Total
1959	64	340	6	346	2,637	63	2,700	1,120	30	1,150	663	185	848	265	108	373
1958	65	301	2	303	2,457	46	2,503	1,065	23	1,088	635	189	824	263	104	367
1957	66	263	4	267	2,339	60	2,399	1,076	25	1,101	608	205	813	230	111	341
1956	67	186	1	187	2,252	45	2,297	1,008	21	1,029	667	148	815	249	80	329
1955	68	132	0	132	1,992	36	2,028	944	17	961	569	122	691	225	69	294
1954	69	110	3	113	1,819	31	1,850	861	20	881	542	102	644	232	47	279
1953	70	99	0	99	1,589	22	1,611	806	18	824	507	102	609	211	56	267
1952	71	63	2	65	1,550	23	1,573	707	11	718	493	75	568	158	27	185
1951	72	55	1	56	1,271	23	1,294	644	14	658	443	61	504	183	31	214
1950	73	44	2	46	1,024	16	1,040	514	10	524	344	60	404	130	20	150
1949	74	37	0	37	899	14	913	454	7	461	296	35	331	119	10	129
1948	75	26	1	27	769	13	782	399	8	407	286	37	323	106	20	126
1947	76	23	0	23	716	10	726	367	5	372	234	29	263	90	17	107
1946	77	17	0	17	554	7	561	275	7	282	172	26	198	57	14	71
1945	78	15	1	16	417	7	424	207	5	212	137	16	153	38	8	46
1944	79	4	0	4	388	9	397	217	7	224	122	10	132	37	3	40
1943	80	4	0	4	349	8	357	192	7	199	113	13	126	32	7	39
1942	81	3	0	3	320	5	325	179	5	184	108	15	123	32	9	41
1941	82	4	0	4	203	2	205	124	2	126	71	8	79	21	6	27
1940	83	3	0	3	183	2	185	102	1	103	45	6	51	10	2	12
1939	84	1	0	1	105	1	106	55	2	57	49	3	52	20	0	20
1938	85	0	0	0	110	2	112	54	0	54	35	4	39	6	1	7
1937	86	1	0	1	59	1	60	34	1	35	19	4	23	4	2	6
1936	87	1	0	1	50	0	50	23	0	23	20	1	21	3	1	4
1935	88	0	0	0	32	1	33	12	0	12	9	0	9	5	0	5
1934	89	1	0	1	25	0	25	16	0	16	4	0	4	0	0	0
1933	90	0	0	0	16	0	16	4	0	4	6	0	6	1	0	1
1932	91	0	0	0	8	0	8	3	0	3	0	0	0	0	0	0
1931	92	0	0	0	9	0	9	2	0	2	4	0	4	1	0	1
1930	93	0	0	0	3	0	3	0	0	0	1	0	1	0	0	0
1929	94	0	0	0	3	0	3	2	0	2	0	0	0	0	0	0
1928	95	0	0	0	2	0	2	0	0	0	0	0	0	0	0	0
TOTALS		13,787	449	14,236	95,216	2,814	98,030	35,709	1,140	36,849	22,379	9,687	32,066	8,168	5,430	13,598

Footnote: Data shown reflects counts for the number of Valid and unexpired endorsements. CDL Instructions Permits are excluded. This data reflects the number of endorsements and not the number of drivers who hold these endorsements since drivers can hold multiple endorsements.

H=Hazardous Materials

Vehicles transporting hazardous materials requiring placarding or any quantity of a material listed as an agent or toxin.

N=Tank vehicles

Any commercial vehicle that is designed to transport a liquid or gaseous material within a tank that is either permanently or temporarily attached to the commercial motor vehicle of the chassis.

T=Double/triple trailers

Commercial Motor Vehicles with double or triple trailers

P=Passenger vehicle

Vehicles designed to carry, or actually carrying, 16 or more passengers, including the driver.

S=School bus

All school buses, including those which are commercial motor vehicles.

Source: Bureau of Drivers Services
Report: YRNDORS

2023 Facts and Figures

Instruction Permit Statistics

Birth Year	Age	Commercial (CDLI)			Regular (REGI)			Motorcycle (CYCI)		
		Male	Female	Total	Male	Female	Total	Male	Female	Total
2008	15	0	0	0	13,591	13,847	27,438	0	0	0
2007	16	0	0	0	22,113	21,591	43,704	29	6	35
2006	17	0	0	0	9,859	8,878	18,737	81	14	95
2005	18	194	10	204	5,613	4,754	10,367	250	14	264
2004	19	216	11	227	4,545	3,750	8,295	474	45	519
2003	20	162	12	204	2,866	2,596	5,462	496	49	545
2002	21	175	14	227	2,177	2,126	4,303	462	58	520
2001	22	182	18	174	1,958	1,773	3,731	438	45	483
2000	23	179	22	189	1,747	1,662	3,409	390	53	443
1999	24	158	20	200	1,454	1,357	2,811	347	48	395
1998	25	139	18	201	1,303	1,266	2,569	321	36	357
1997	26	147	28	178	1,140	1,182	2,322	303	31	334
1996	27	125	29	157	1,022	984	2,006	290	33	323
1995	28	118	36	175	919	971	1,890	227	20	247
1994	29	119	36	154	872	969	1,841	209	33	242
1993	30	127	39	154	794	878	1,672	229	34	263
1992	31	125	31	155	789	811	1,600	183	33	216
1991	32	113	45	166	730	761	1,491	200	31	231
1990	33	112	38	156	760	741	1,501	177	30	207
1989	34	113	38	158	658	644	1,302	161	26	187
1988	35	94	31	150	642	604	1,246	163	28	191
1987	36	106	33	151	579	542	1,121	142	26	168
1986	37	96	29	125	490	539	1,029	126	21	147
1985	38	91	32	139	508	474	982	140	24	164
1984	39	94	29	125	472	446	918	127	22	149
1983	40	83	26	123	436	416	852	151	19	170
1982	41	95	35	123	402	367	769	124	23	147
1981	42	95	24	109	367	342	709	118	26	144
1980	43	85	19	130	368	317	685	113	22	135
1979	44	74	25	119	286	312	598	100	27	127
1978	45	55	26	104	315	267	582	90	15	105
1977	46	64	16	99	262	240	502	91	29	120
1976	47	65	17	81	216	221	437	93	18	111
1975	48	71	24	80	243	200	443	93	19	112
1974	49	78	13	82	217	217	434	97	23	120
1973	50	53	18	95	199	217	416	75	25	100
1972	51	68	20	91	199	222	421	101	20	121
1971	52	67	18	71	185	162	347	71	25	96
1970	53	59	22	88	179	182	361	79	33	112
1969	54	51	24	85	175	151	326	76	24	100
1968	55	62	13	81	127	153	280	65	17	82
1967	56	44	16	75	148	137	285	81	15	96
1966	57	45	18	75	119	122	241	53	18	71
1965	58	43	10	60	126	123	249	59	18	77
1964	59	41	17	63	133	125	258	65	17	82
1963	60	52	10	53	107	97	204	69	14	83
1962	61	42	10	58	101	98	199	49	14	63

2023 Facts and Figures

Birth Year	Age	Commercial (CDLI)			Regular (REGI)			Motorcycle (CYCI)		
		Male	Female	Total	Male	Female	Total	Male	Female	Total
1961	62	39	13	62	79	92	171	59	8	67
1960	63	41	5	52	92	83	175	36	8	44
1959	64	33	10	52	81	63	144	32	9	41
1958	65	28	5	46	66	77	143	33	5	38
1957	66	26	12	43	51	43	94	31	6	37
1956	67	22	3	33	70	47	117	23	5	28
1955	68	18	5	38	44	33	77	11	3	14
1954	69	17	4	25	50	33	83	24	3	27
1953	70	18	5	23	33	31	64	18	4	22
1952	71	18	0	21	26	19	45	15	2	17
1951	72	11	1	23	33	23	56	7	1	8
1950	73	10	1	18	34	21	55	7	2	9
1949	74	7	0	12	20	12	32	3	0	3
1948	75	4	1	11	23	14	37	1	4	5
1947	76	7	1	7	5	13	18	6	1	7
1946	77	3	2	5	4	10	14	2	1	3
1945	78	5	0	8	13	7	20	1	0	1
1944	79	4	0	5	8	14	22	0	0	0
1943	80	2	1	5	12	8	20	1	0	1
1942	81	3	0	4	9	6	15	2	0	2
1941	82	3	1	3	7	4	11	0	0	0
1940	83	0	0	3	1	7	8	1	0	1
1939	84	3	0	4	4	6	10	1	0	1
1938	85	1	0	0	9	3	12	0	0	0
1937	86	0	0	3	2	1	3	0	0	0
1936	87	0	0	1	7	3	10	0	0	0
1935	88	0	0	0	3	1	4	0	0	0
1934	89	0	0	0	4	2	6	0	0	0
1933	90	0	0	0	1	2	3	0	0	0
1932	91	0	0	0	5	3	8	0	0	0
1931	92	0	0	0	3	1	4	0	0	0
1930	93	0	0	0	2	1	3	0	0	0
1929	94	0	0	0	1	0	1	0	0	0
1928	95	0	0	0	2	1	3	1	0	1
1927	96	0	0	0	1	0	1	0	0	0
1926	97	0	0	0	1	0	1	0	0	0
1925	98	0	0	0	0	1	1	0	0	0
1924	99	0	0	0	0	0	0	0	0	0
1923	100	0	0	0	1	0	1	0	0	0
Totals		4,700	1,090	6,221	83,318	79,519	162,837	8,193	1,283	9,476

Footnote: Commercial and Regular instruction permit statistics include all types of status except those which expired prior to 12/01/23.

Motorcycle instruction permit statistics include all types of status except those which expired prior to 06/01/23 (due to seasonal nature of this license type)

Source: Bureau of Drivers Services
Report: YRIPRMI

Commercial Driving School

A driver training school teaches students to operate a motor vehicle. DMV licenses schools and instructors and inspects them to ensure they continue to meet licensing requirements. There are 200 licensed driving schools employing 1,322 instructors.

Bureaus of Driver Services

Qualifications and Issuance Section

Phone: (608) 264-7495

Email: dotdrvtrnschool@dot.wi.gov

Motorcycle Endorsement

A motorcycle is a motor vehicle designed and built to have no more than three wheels. It must have its own power source capable of speeds more than 30 mph with a 150-pound rider under ideal road conditions.

Bureau of Driver Services

DMV Communication Center

Phone: (608) 264-7447

Email: [Wisconsin DMV email service](#)

2023 Facts and Figures

Motorcycle License Class M Statistics

<u>Birth Year</u>	<u>Age</u>	<u>Probationary</u>			<u>Regular</u>		
		<u>Male</u>	<u>Female</u>	<u>Total</u>	<u>Male</u>	<u>Female</u>	<u>Total</u>
2007	16	115	22	137	0	0	0
2006	17	413	73	486	0	0	0
2005	18	653	107	760	20	1	21
2004	19	107	21	128	800	161	961
2003	20	62	7	69	1,188	183	1,371
2002	21	40	9	49	1,380	237	1,617
2001	22	26	4	30	1,627	278	1,905
2000	23	5	1	6	1,945	310	2,255
1999	24	7	1	8	2,284	404	2,688
1998	25	6	1	7	2,500	422	2,922
1997	26	3	0	3	2,467	431	2,898
1996	27	5	0	5	2,827	507	3,334
1995	28	8	0	8	3,126	598	3,724
1994	29	3	0	3	3,388	635	4,023
1993	30	3	1	4	3,828	764	4,592
1992	31	2	0	2	4,165	847	5,012
1991	32	2	1	3	4,501	916	5,417
1990	33	2	1	3	4,672	928	5,600
1989	34	2	0	2	4,650	890	5,540
1988	35	2	0	2	4,713	970	5,683
1987	36	0	1	1	5,024	1,071	6,095
1986	37	2	0	2	5,201	1,076	6,277
1985	38	1	0	1	5,448	1,107	6,555
1984	39	1	0	1	5,613	1,152	6,765
1983	40	2	1	3	5,595	1,176	6,771
1982	41	3	1	4	5,771	1,266	7,037
1981	42	0	0	0	5,390	1,277	6,667
1980	43	0	0	0	5,801	1,297	7,098
1979	44	2	0	2	6,144	1,390	7,534
1978	45	1	0	1	5,906	1,423	7,329
1977	46	2	0	2	5,922	1,459	7,381
1976	47	3	0	3	5,955	1,483	7,438
1975	48	1	0	1	6,417	1,547	7,964
1974	49	1	0	1	6,844	1,601	8,445
1973	50	2	1	3	6,330	1,577	7,907
1972	51	0	0	0	7,016	1,671	8,687
1971	52	7	0	7	8,000	1,957	9,957
1970	53	2	1	3	8,891	2,161	11,052
1969	54	0	0	0	8,420	2,097	10,517
1968	55	1	1	2	8,983	2,056	11,039
1967	56	1	0	1	9,539	2,188	11,727
1966	57	1	0	1	10,236	2,278	12,514
1965	58	1	0	1	10,357	2,303	12,660
1964	59	1	0	1	11,674	2,586	14,260
1963	60	2	0	2	12,012	2,549	14,561
1962	61	1	0	1	12,429	2,587	15,016
1961	62	3	0	3	12,667	2,451	15,118

2023 Facts and Figures

Birth Year	Age	Probationary			Regular		
		Male	Female	Total	Male	Female	Total
1960	63	1	0	1	12,801	2,338	15,139
1959	64	0	0	0	12,614	2,205	14,819
1958	65	0	0	0	12,513	2,071	14,584
1957	66	0	0	0	12,401	1,950	14,351
1956	67	0	0	0	12,031	1,793	13,824
1955	68	0	0	0	11,289	1,676	12,965
1954	69	0	0	0	11,077	1,582	12,659
1953	70	0	0	0	9,898	1,325	11,223
1952	71	0	0	0	9,285	1,206	10,491
1951	72	0	0	0	8,856	984	9,840
1950	73	0	0	0	7,729	851	8,580
1949	74	0	0	0	7,006	808	7,814
1948	75	0	0	0	6,271	678	6,949
1947	76	0	0	0	5,671	584	6,255
1946	77	0	0	0	4,448	471	4,919
1945	78	0	0	0	3,351	359	3,710
1944	79	0	0	0	2,923	307	3,230
1943	80	0	0	0	2,698	261	2,959
1942	81	0	0	0	2,300	235	2,535
1941	82	0	0	0	1,736	121	1,857
1940	83	0	0	0	1,381	124	1,505
1939	84	0	0	0	1,012	75	1,087
1938	85	0	0	0	926	87	1,013
1937	86	0	0	0	729	51	780
1936	87	0	0	0	547	31	578
1935	88	0	0	0	433	29	462
1934	89	0	0	0	292	13	305
1933	90	0	0	0	236	13	249
1932	91	0	0	0	154	9	163
1931	92	0	0	0	115	9	124
1930	93	0	0	0	80	2	82
1929	94	0	0	0	48	3	51
1928	95	0	0	0	34	1	35
1927	96	0	0	0	20	0	20
1926	97	0	0	0	8	0	8
1925	98	0	0	0	4	0	4
1924	99	0	0	0	1	0	1
1923	100	0	0	0	1	0	1
1922	101	0	0	0	1	0	1
1921	102	0	0	0	1	0	1
TOTALS		1,508	255	1,763	420,587	78,520	499,107

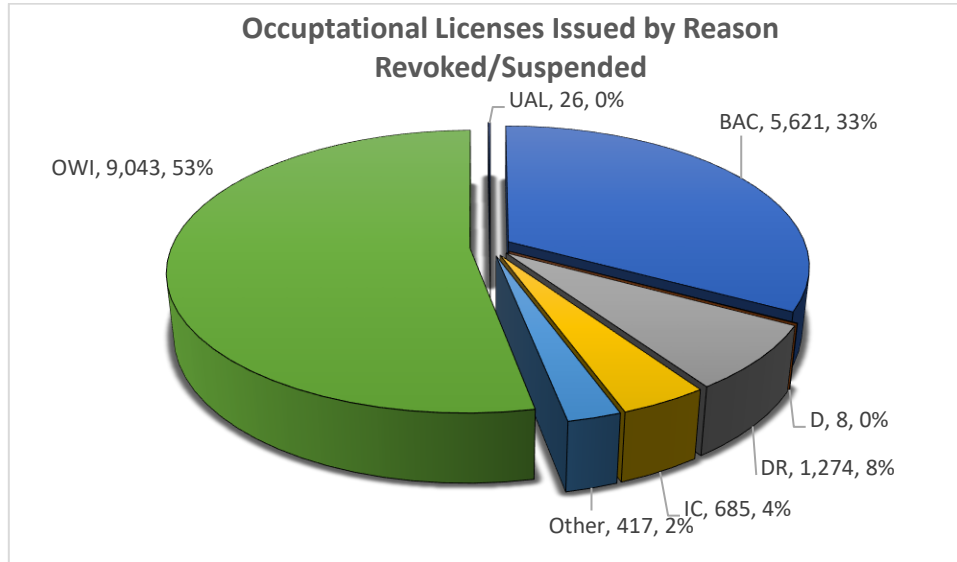
Footnote: Data shown reflects counts for the number of Valid and unexpired endorsements. Motorcycle Instructions Permits are excluded.

Source: Bureau of Drivers Services
Report: YRMOTOR

2023 Facts and Figures

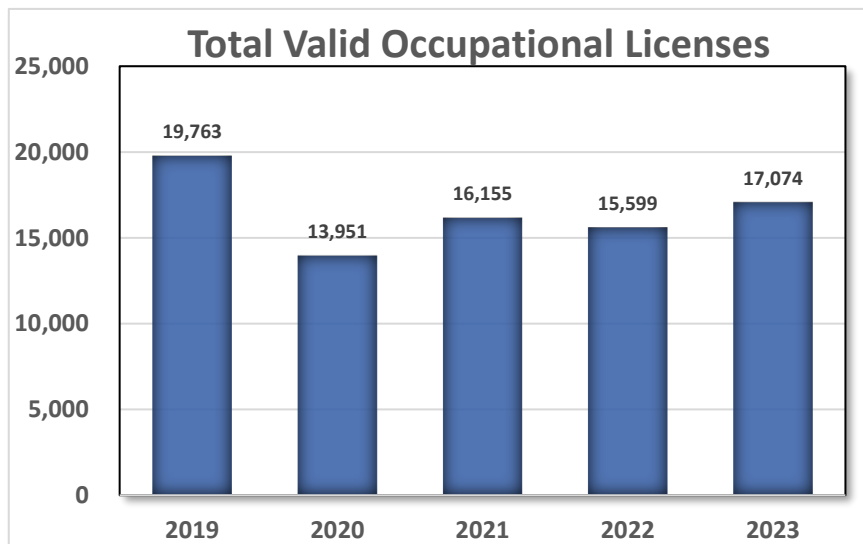
Occupational License

An occupational license is a restricted license that allows a person to drive to and from work, school, church, and to meet the requirements of a driver safety plan.



BAC (Blood Alcohol Content) - Administrative Suspension
D - Drug Conviction, 17 years old or older on date of conviction
DR - Driver Record, Accumulation of Points
IC - Implied Consent
OWI - Operating under the influence of Intoxicant or Controlled Substance
UAL - Underage Alcohol

Source: Bureau of Driver Services, TSO Report OCCUPTNL



Footnote: The Title in the chart above was updated for 2023. The chart's data reflects the total number of valid occupational licenses by year – not the number of occupational licenses issued each year. Prior Title: "Total Occupational Licenses Issued"

Source: Bureau of Driver Services, TSO Report OCCUPTNL

School Bus (S) endorsement

A School Bus Endorsement (S) is required for anyone operating a school bus to transport:

- Pupils (K–12) to or from public, private, vocational, technical, or adult education school.
- Pupils (K–12) to or from curricular or extracurricular school activities (not-charter operation).
- Pupils (K–12) to or from religious instruction on days when school is in session.
- Children (under 21 years of age) with exceptional needs, to or from an education program approved by the Department of Public Instruction.
- Persons with disabilities or elderly persons in a vehicle painted school bus yellow in connection with any transportation assistance program.

Bureau of Driver Services

Phone: (608) 264-7447

Email: [Wisconsin DMV email service](#)

2023 Facts and Figures

Driver License/ID Cards Issued

Type	Jan	Feb	Mar	Apr	May	Jun	Jul	Aug	Sep	Oct	Nov	Dec	TOTAL
Photo Identification Card													
Original	3,269	3,394	4,536	3,778	4,119	5,065	4,783	4,749	3,469	3,650	3,275	3,304	47,391
Renewal	1,675	1,765	2,191	1,827	1,956	1,963	1,974	2,187	2,060	2,177	2,030	2,021	23,826
Duplicate	5,449	5,097	5,999	5,507	5,687	5,840	5,637	6,184	5,658	5,929	5,317	5,115	67,419
Regular Instruction Permit (Class D)	<u>Jan</u>	<u>Feb</u>	<u>Mar</u>	<u>Apr</u>	<u>May</u>	<u>Jun</u>	<u>Jul</u>	<u>Aug</u>	<u>Sep</u>	<u>Oct</u>	<u>Nov</u>	<u>Dec</u>	<u>TOTAL</u>
Original	5,501	5,897	7,863	6,816	6,864	8,710	8,902	9,263	6,211	6,829	6,468	5,795	85,119
Renewal	718	1,287	1,716	1,659	1,589	1,700	1,537	1,572	1,652	1,621	1,473	1,662	18,186
Duplicate	422	382	424	384	386	445	428	455	387	408	399	372	4,892
Motorcycle Instruction Permit (Class M)	<u>Jan</u>	<u>Feb</u>	<u>Mar</u>	<u>Apr</u>	<u>May</u>	<u>Jun</u>	<u>Jul</u>	<u>Aug</u>	<u>Sep</u>	<u>Oct</u>	<u>Nov</u>	<u>Dec</u>	<u>TOTAL</u>
Original	40	105	419	988	1,145	1,169	895	707	365	124	37	35	6,029
Renewal	53	113	443	1,273	983	591	351	256	122	64	29	27	4,305
Duplicate	0	1	0	0	1	5	5	10	3	1	1	0	27
Commercial Instruction Permit (Class ABC)	<u>Jan</u>	<u>Feb</u>	<u>Mar</u>	<u>Apr</u>	<u>May</u>	<u>Jun</u>	<u>Jul</u>	<u>Aug</u>	<u>Sep</u>	<u>Oct</u>	<u>Nov</u>	<u>Dec</u>	<u>TOTAL</u>
Original	624	621	707	561	542	527	576	735	647	703	554	548	7,345
Renewal	370	325	348	302	263	240	284	358	304	310	231	264	3,599
Duplicate	33	38	36	38	31	35	27	41	24	31	30	31	395
Change of Authority	36	32	42	38	36	28	21	31	35	33	32	24	388
Probationary (Class DM)	<u>Jan</u>	<u>Feb</u>	<u>Mar</u>	<u>Apr</u>	<u>May</u>	<u>Jun</u>	<u>Jul</u>	<u>Aug</u>	<u>Sep</u>	<u>Oct</u>	<u>Nov</u>	<u>Dec</u>	<u>TOTAL</u>
Original	6,056	5,642	7,053	6,812	7,267	7,374	7,357	8,582	6,852	7,198	7,337	8,046	85,576
Duplicate	1,282	1,176	1,426	1,204	1,272	1,501	1,488	1,564	1,184	1,253	1,238	1,247	15,835
Change of Authority	10	7	10	83	195	238	196	235	116	71	21	11	1,193
Regular (Class ABCDM)	<u>Jan</u>	<u>Feb</u>	<u>Mar</u>	<u>Apr</u>	<u>May</u>	<u>Jun</u>	<u>Jul</u>	<u>Aug</u>	<u>Sep</u>	<u>Oct</u>	<u>Nov</u>	<u>Dec</u>	<u>TOTAL</u>
Original	10,413	7,654	10,197	8,501	9,871	10,292	10,426	11,754	8,679	8,965	8,596	8,656	114,004
Renewal	33,425	30,857	37,233	32,448	32,484	35,116	34,346	36,278	33,664	34,304	32,428	31,077	403,660
Duplicate	19,140	17,427	21,018	18,752	18,970	19,616	20,399	22,114	19,675	21,136	19,131	17,985	235,363
Change of Authority	741	796	1,117	1,523	2,202	2,144	1,749	2,025	1,622	1,390	900	892	17,101
Occupational (Class DM)	<u>Jan</u>	<u>Feb</u>	<u>Mar</u>	<u>Apr</u>	<u>May</u>	<u>Jun</u>	<u>Jul</u>	<u>Aug</u>	<u>Sep</u>	<u>Oct</u>	<u>Nov</u>	<u>Dec</u>	<u>TOTAL</u>
Original	795	814	1,130	968	1,087	1,013	861	963	845	891	831	797	10,995
Duplicate	14	8	18	17	14	24	21	17	17	28	20	23	221
Moped Instruction Permit (Class D)	<u>Jan</u>	<u>Feb</u>	<u>Mar</u>	<u>Apr</u>	<u>May</u>	<u>Jun</u>	<u>Jul</u>	<u>Aug</u>	<u>Sep</u>	<u>Oct</u>	<u>Nov</u>	<u>Dec</u>	<u>TOTAL</u>
Original	0	0	0	0	0	1	0	0	0	1	0	0	2
Renewal	0	0	1	0	0	0	0	0	0	0	0	0	1
Juvenile Instruction Permit (Class D)	<u>Jan</u>	<u>Feb</u>	<u>Mar</u>	<u>Apr</u>	<u>May</u>	<u>Jun</u>	<u>Jul</u>	<u>Aug</u>	<u>Sep</u>	<u>Oct</u>	<u>Nov</u>	<u>Dec</u>	<u>TOTAL</u>
Original	0	0	0	0	0	0	0	0	0	0	0	0	0
Renewal	0	0	0	0	0	0	0	0	0	0	0	0	0

2023 Facts and Figures

Type	Jan	Feb	Mar	Apr	May	Jun	Jul	Aug	Sep	Oct	Nov	Dec	TOTAL
Duplicate	0	0	0	0	0	0	0	0	0	0	0	0	0
Juvenile Probationary (Class D)	Jan	Feb	Mar	Apr	May	Jun	Jul	Aug	Sep	Oct	Nov	Dec	TOTAL
Original	0	0	0	0	0	0	0	0	0	0	0	0	0
Duplicate	0	0	0	0	0	0	0	0	0	0	0	0	0
Special Restricted Instruction Permit (Class D)	Jan	Feb	Mar	Apr	May	Jun	Jul	Aug	Sep	Oct	Nov	Dec	TOTAL
Original	0	0	0	0	0	0	0	0	0	0	0	0	0
Renewal	0	0	0	0	0	0	0	0	0	0	0	0	0
Special Restricted (Class D)	Jan	Feb	Mar	Apr	May	Jun	Jul	Aug	Sep	Oct	Nov	Dec	TOTAL
Original	0	0	0	1	0	0	0	0	0	1	0	0	2
Renewal	0	0	0	1	0	0	0	0	0	0	0	0	1
Duplicate	0	0	0	0	0	0	0	1	0	0	0	0	1
Totals	Jan	Feb	Mar	Apr	May	Jun	Jul	Aug	Sep	Oct	Nov	Dec	TOTAL
Originals	26,698	24,127	31,905	28,425	30,895	34,151	33,800	36,753	27,068	28,362	27,098	27,181	356,463
Renewals	36,241	34,347	41,932	37,510	37,275	39,610	38,492	40,651	37,802	38,476	36,191	35,051	453,578
Duplicates	26,340	24,129	28,921	25,902	26,361	27,466	28,005	30,386	26,948	28,786	26,136	24,773	324,153
Change of Authority	787	835	1,169	1,644	2,433	2,410	1,966	2,291	1,773	1,494	953	927	18,682

*Original means first time issued: does **not** include reissued or issued after reinstatement

Source: WISDOT/DMV-Bureau of Driver Services
Report: P7913205

2023 Facts and Figures

Drivers Licensed by County

<u>COUNTY</u>	<u>Valid (1)</u>	<u>Withdrawn (2)</u>	<u>Total (1 and 2)</u>	<u>Expired (3)</u>
ADAMS	17,001	355	17,356	311
ASHLAND	12,149	271	12,420	244
BARRON	37,337	649	37,986	554
BAYFIELD	13,361	202	13,563	198
BROWN	195,413	3,706	199,119	3,018
BUFFALO	10,768	140	10,908	150
BURNETT	14,376	223	14,599	204
CALUMET	36,821	457	37,278	375
CHIPPEWA	49,600	787	50,387	662
CLARK	22,142	326	22,468	282
COLUMBIA	45,487	859	46,346	625
CRAWFORD	12,049	262	12,311	173
DANE	411,572	5,464	417,036	8,460
DODGE	65,598	1,311	66,909	1,010
DOOR	25,635	335	25,970	350
DOUGLAS	33,568	631	34,199	689
DUNN	31,617	610	32,227	478
EAU CLAIRE	76,088	1,483	77,571	1,268
FLORENCE	4,042	57	4,099	54
FOND DU LAC	76,455	1,506	77,961	1,151
FOREST	7,305	164	7,469	119
GRANT	35,259	542	35,801	489
GREEN	28,877	444	29,321	396
GREEN LAKE	14,493	295	14,788	206
IOWA	18,906	242	19,148	255
IRON	5,350	62	5,412	63
JACKSON	14,282	357	14,639	259
JEFFERSON	63,075	1,145	64,220	937
JUNEAU	20,138	492	20,630	354
KENOSHA	123,912	2,827	126,739	2,707
KEWAUNEE	16,045	187	16,232	155
LA CROSSE	85,723	1,578	87,301	1,448
LAFAYETTE	12,177	158	12,335	150
LANGLADE	15,518	256	15,774	224
LINCOLN	23,216	386	23,602	330
MANITOWOC	61,683	926	62,609	790
MARATHON	104,931	1,683	106,614	1,465
MARINETTE	34,143	557	34,700	517
MARQUETTE	12,582	241	12,823	192
MENOMINEE	2,498	150	2,648	96
MILWAUKEE	566,256	21,977	588,233	16,864

2023 Facts and Figures

<u>COUNTY</u>	<u>Valid</u> <u>(1)</u>	<u>Withdrawn</u> <u>(2)</u>	<u>Total</u> <u>(1 and 2)</u>	<u>Expired</u> <u>(3)</u>
MONROE	32,300	660	32,960	528
OCONTO	31,801	465	32,266	382
ONEIDA	31,557	517	32,074	413
OUTAGAMIE	149,613	2,313	151,926	2,032
OZAUKEE	75,144	737	75,881	993
PEPIN	5,719	73	5,792	63
PIERCE	33,107	380	33,487	409
POLK	37,138	519	37,657	501
PORTAGE	52,227	917	53,144	730
PRICE	11,680	182	11,862	175
RACINE	141,010	3,826	144,836	2,917
RICHLAND	12,058	230	12,288	205
ROCK	122,038	2,940	124,978	2,602
RUSK	11,194	202	11,396	176
SAUK	50,135	1,098	51,233	868
SAWYER	14,472	243	14,715	261
SHAWANO	31,208	644	31,852	413
SHEBOYGAN	87,335	1,597	88,932	1,353
ST. CROIX	75,505	869	76,374	959
TAYLOR	14,859	205	15,064	162
TREMPEALEAU	22,423	323	22,746	323
UNKNOWN	1,266	36	1,302	20
VERNON	21,982	285	22,267	314
VILAS	20,441	366	20,807	373
WALWORTH	80,921	1,320	82,241	1,475
WASHBURN	14,281	217	14,498	199
WASHINGTON	109,721	1,456	111,177	1,326
WAUKESHA	333,073	3,816	336,889	4,693
WAUPACA	40,518	749	41,267	582
WAUSHARA	18,758	400	19,158	249
WINNEBAGO	127,938	2,417	130,355	2,034
WOOD	56,931	1,076	58,007	838
Totals	4,325,801	85,381	4,411,182	76,840

(1) Valid -- Number of Valid D and Probationary License Holders by County Excludes Revoked/Suspended/Canceled/Surrendered/Disqualified and Expired

(2) Withdrawn -- Number of Revoked/Suspended/Canceled/Surrendered/Disqualified by County Excludes Expired Licenses

(3) Expired -- Number of Expired Licenses That Are Less Than One Year Expired by County

Source: Bureau of Drivers Services
Report: YRENDL

2023 Facts and Figures

Drivers Licensed – Probationary

Birth Year	Age	Valid (1)			Withdrawn (2)			Valid & Withdrawn		
		Male	Female	Total	Male	Female	Total	Male	Female	Total
2007	16	18,646	18,588	37,234	62	31	93	18,708	18,619	37,327
2006	17	24,718	24,022	48,740	315	163	478	25,033	24,185	49,218
2005	18	26,364	25,535	51,899	632	318	950	26,996	25,853	52,849
2004	19	8,115	6,657	14,772	512	268	780	8,627	6,925	15,552
2003	20	5,299	4,238	9,537	534	223	757	5,833	4,461	10,294
2002	21	3,333	2,933	6,266	316	171	487	3,649	3,104	6,753
2001	22	2,459	2,127	4,586	231	138	369	2,690	2,265	4,955
2000	23	1,878	1,600	3,478	195	126	321	2,073	1,726	3,799
1999	24	1,449	1,300	2,749	126	98	224	1,575	1,398	2,973
1998	25	1,294	1,174	2,468	139	81	220	1,433	1,255	2,688
1997	26	1,144	1,020	2,164	127	70	197	1,271	1,090	2,361
1996	27	1,004	928	1,932	92	79	171	1,096	1,007	2,103
1995	28	937	825	1,762	113	65	178	1,050	890	1,940
1994	29	873	757	1,630	105	72	177	978	829	1,807
1993	30	787	719	1,506	117	62	179	904	781	1,685
1992	31	742	678	1,420	97	49	146	839	727	1,566
1991	32	695	652	1,347	86	38	124	781	690	1,471
1990	33	722	550	1,272	94	43	137	816	593	1,409
1989	34	626	522	1,148	85	29	114	711	551	1,262
1988	35	582	439	1,021	66	31	97	648	470	1,118
1987	36	547	420	967	56	24	80	603	444	1,047
1986	37	497	354	851	46	27	73	543	381	924
1985	38	454	303	757	53	12	65	507	315	822
1984	39	398	324	722	40	18	58	438	342	780
1983	40	388	297	685	28	10	38	416	307	723
1982	41	324	285	609	34	10	44	358	295	653
1981	42	306	223	529	25	5	30	331	228	559
1980	43	318	232	550	18	4	22	336	236	572
1979	44	248	193	441	17	10	27	265	203	468
1978	45	243	168	411	10	7	17	253	175	428
1977	46	244	148	392	15	5	20	259	153	412
1976	47	164	143	307	18	1	19	182	144	326
1975	48	194	119	313	10	6	16	204	125	329
1974	49	149	135	284	6	3	9	155	138	293
1973	50	149	115	264	12	1	13	161	116	277
1972	51	120	107	227	6	2	8	126	109	235
1971	52	143	89	232	5	2	7	148	91	239
1970	53	134	94	228	8	4	12	142	98	240
1969	54	108	69	177	7	1	8	115	70	185
1968	55	87	66	153	2	2	4	89	68	157
1967	56	85	66	151	2	1	3	87	67	154

2023 Facts and Figures

Birth Year	Age	Valid (1)			Withdrawn (2)			Valid & Withdrawn		
		Male	Female	Total	Male	Female	Total	Male	Female	Total
1966	57	79	50	129	6	0	6	85	50	135
1965	58	80	54	134	2	2	4	82	56	138
1964	59	98	43	141	2	2	4	100	45	145
1963	60	75	37	112	3	2	5	78	39	117
1962	61	63	33	96	0	1	1	63	34	97
1961	62	59	26	85	1	1	2	60	27	87
1960	63	49	23	72	4	0	4	53	23	76
1959	64	42	23	65	0	0	0	42	23	65
1958	65	39	17	56	1	0	1	40	17	57
1957	66	41	20	61	0	0	0	41	20	61
1956	67	32	18	50	0	0	0	32	18	50
1955	68	21	13	34	1	0	1	22	13	35
1954	69	15	15	30	0	1	1	15	16	31
1953	70	9	6	15	0	0	0	9	6	15
1952	71	16	3	19	0	1	1	16	4	20
1951	72	13	9	22	0	0	0	13	9	22
1950	73	12	4	16	0	0	0	12	4	16
1949	74	9	2	11	0	0	0	9	2	11
1948	75	9	2	11	0	0	0	9	2	11
1947	76	2	3	5	0	0	0	2	3	5
1946	77	0	3	3	0	0	0	0	3	3
1945	78	4	2	6	0	0	0	4	2	6
1944	79	2	2	4	0	0	0	2	2	4
1943	80	0	1	1	0	0	0	0	1	1
1942	81	2	1	3	0	0	0	2	1	3
1941	82	1	1	2	0	0	0	1	1	2
1940	83	1	2	3	0	0	0	1	2	3
1939	84	0	0	0	0	0	0	0	0	0
1938	85	0	0	0	0	0	0	0	0	0
1937	86	0	1	1	0	0	0	0	1	1
1936	87	0	0	0	0	0	0	0	0	0
1935	88	1	0	1	0	0	0	1	0	1
TOTALS		107,741	99,628	207,369	4,482	2,320	6,802	112,223	101,948	214,171

(1) Valid

Number of Valid Probationary License Holders by Age and Sex

Excludes Revoked/Suspended/Canceled/Surrendered/Disqualified and Expired

(2) Withdrawn

Number of Revoked/Suspended/Canceled/Surrendered/Disqualified by Age and Sex

Excludes Expired Licenses

Source: Bureau of Drivers Services

Report: YRNDPROB

2023 Facts and Figures

Drivers Licensed – Probationary and Regular

Birth Year	Age	Valid (1)			Withdrawn (2)			Valid & Withdrawn		
		Male	Female	Total	Male	Female	Total	Male	Female	Total
2007	16	18,646	18,588	37,234	62	31	93	18,708	18,619	37,327
2006	17	24,718	24,022	48,740	315	163	478	25,033	24,185	49,218
2005	18	27,297	26,403	53,700	633	318	951	27,930	26,721	54,651
2004	19	28,025	27,006	55,031	697	332	1,029	28,722	27,338	56,060
2003	20	29,690	28,783	58,473	909	416	1,325	30,599	29,199	59,798
2002	21	30,218	29,282	59,500	976	551	1,527	31,194	29,833	61,027
2001	22	31,461	30,261	61,722	1,157	705	1,862	32,618	30,966	63,584
2000	23	32,954	31,400	64,354	1,292	791	2,083	34,246	32,191	66,437
1999	24	33,189	31,632	64,821	1,474	811	2,285	34,663	32,443	67,106
1998	25	33,238	32,318	65,556	1,563	926	2,489	34,801	33,244	68,045
1997	26	33,505	32,411	65,916	1,654	1,002	2,656	35,159	33,413	68,572
1996	27	32,257	31,050	63,307	1,452	808	2,260	33,709	31,858	65,567
1995	28	32,485	31,701	64,186	1,377	783	2,160	33,862	32,484	66,346
1994	29	33,252	32,772	66,024	1,454	838	2,292	34,706	33,610	68,316
1993	30	34,171	33,488	67,659	1,444	924	2,368	35,615	34,412	70,027
1992	31	34,875	34,127	69,002	1,534	894	2,428	36,409	35,021	71,430
1991	32	35,653	35,336	70,989	1,635	921	2,556	37,288	36,257	73,545
1990	33	36,474	36,056	72,530	1,756	1,000	2,756	38,230	37,056	75,286
1989	34	35,900	35,835	71,735	1,768	911	2,679	37,668	36,746	74,414
1988	35	34,604	34,582	69,186	1,471	815	2,286	36,075	35,397	71,472
1987	36	34,682	34,876	69,558	1,414	807	2,221	36,096	35,683	71,779
1986	37	35,250	34,906	70,156	1,266	737	2,003	36,516	35,643	72,159
1985	38	35,763	35,682	71,445	1,339	727	2,066	37,102	36,409	73,511
1984	39	35,407	35,196	70,603	1,284	717	2,001	36,691	35,913	72,604
1983	40	34,685	34,993	69,678	1,268	696	1,964	35,953	35,689	71,642
1982	41	35,410	35,460	70,870	1,320	721	2,041	36,730	36,181	72,911
1981	42	35,122	35,009	70,131	1,221	673	1,894	36,343	35,682	72,025
1980	43	34,952	34,495	69,447	1,137	557	1,694	36,089	35,052	71,141
1979	44	34,502	33,815	68,317	1,028	543	1,571	35,530	34,358	69,888
1978	45	32,716	32,411	65,127	956	475	1,431	33,672	32,886	66,558
1977	46	32,291	32,062	64,353	897	469	1,366	33,188	32,531	65,719
1976	47	30,572	30,190	60,762	763	366	1,129	31,335	30,556	61,891
1975	48	30,810	30,216	61,026	743	364	1,107	31,553	30,580	62,133
1974	49	30,787	30,228	61,015	719	363	1,082	31,506	30,591	62,097
1973	50	29,351	29,596	58,947	646	355	1,001	29,997	29,951	59,948
1972	51	30,274	30,266	60,540	657	315	972	30,931	30,581	61,512
1971	52	33,071	32,950	66,021	655	302	957	33,726	33,252	66,978
1970	53	35,168	35,064	70,232	677	292	969	35,845	35,356	71,201
1969	54	33,485	33,358	66,843	634	292	926	34,119	33,650	67,769
1968	55	33,327	33,411	66,738	544	277	821	33,871	33,688	67,559
1967	56	33,577	33,850	67,427	525	266	791	34,102	34,116	68,218
1966	57	34,795	35,398	70,193	576	248	824	35,371	35,646	71,017
1965	58	35,657	36,348	72,005	543	238	781	36,200	36,586	72,786

2023 Facts and Figures

Birth Year	Age	Valid (1)			Withdrawn (2)			Valid & Withdrawn		
		Male	Female	Total	Male	Female	Total	Male	Female	Total
1964	59	37,753	38,605	76,358	531	229	760	38,284	38,834	77,118
1963	60	38,086	38,965	77,051	521	226	747	38,607	39,191	77,798
1962	61	38,620	39,732	78,352	492	258	750	39,112	39,990	79,102
1961	62	39,135	40,420	79,555	504	213	717	39,639	40,633	80,272
1960	63	38,684	40,236	78,920	422	218	640	39,106	40,454	79,560
1959	64	38,211	39,529	77,740	420	157	577	38,631	39,686	78,317
1958	65	37,177	38,068	75,245	334	147	481	37,511	38,215	75,726
1957	66	36,619	38,103	74,722	322	145	467	36,941	38,248	75,189
1956	67	35,663	35,990	71,653	279	133	412	35,942	36,123	72,065
1955	68	33,948	35,103	69,051	294	152	446	34,242	35,255	69,497
1954	69	33,042	34,573	67,615	272	150	422	33,314	34,723	68,037
1953	70	31,016	32,365	63,381	219	103	322	31,235	32,468	63,703
1952	71	30,110	31,638	61,748	222	129	351	30,332	31,767	62,099
1951	72	28,894	30,040	58,934	225	124	349	29,119	30,164	59,283
1950	73	26,330	27,716	54,046	199	135	334	26,529	27,851	54,380
1949	74	25,086	26,858	51,944	201	141	342	25,287	26,999	52,286
1948	75	23,630	25,371	49,001	210	163	373	23,840	25,534	49,374
1947	76	23,243	25,056	48,299	196	178	374	23,439	25,234	48,673
1946	77	19,567	21,444	41,011	182	150	332	19,749	21,594	41,343
1945	78	15,602	17,047	32,649	163	146	309	15,765	17,193	32,958
1944	79	14,599	16,492	31,091	159	189	348	14,758	16,681	31,439
1943	80	14,501	16,405	30,906	168	213	381	14,669	16,618	31,287
1942	81	13,239	15,515	28,754	170	194	364	13,409	15,709	29,118
1941	82	10,898	12,892	23,790	163	189	352	11,061	13,081	24,142
1940	83	9,395	11,387	20,782	154	199	353	9,549	11,586	21,135
1939	84	8,283	10,072	18,355	173	186	359	8,456	10,258	18,714
1938	85	7,656	9,291	16,947	179	185	364	7,835	9,476	17,311
1937	86	6,534	8,201	14,735	168	214	382	6,702	8,415	15,117
1936	87	5,619	6,990	12,609	166	180	346	5,785	7,170	12,955
1935	88	4,754	5,944	10,698	149	190	339	4,903	6,134	11,037
1934	89	3,851	4,969	8,820	120	176	296	3,971	5,145	9,116
1933	90	3,019	3,954	6,973	133	160	293	3,152	4,114	7,266
1932	91	2,503	3,435	5,938	114	167	281	2,617	3,602	6,219
1931	92	2,105	2,946	5,051	114	164	278	2,219	3,110	5,329
1930	93	1,619	2,450	4,069	106	161	267	1,725	2,611	4,336
1929	94	1,082	1,707	2,789	78	134	212	1,160	1,841	3,001
1928	95	746	1,139	1,885	48	109	157	794	1,248	2,042
1927	96	501	776	1,277	49	78	127	550	854	1,404
1926	97	320	489	809	32	54	86	352	543	895
1925	98	181	308	489	16	27	43	197	335	532
1924	99	82	193	275	10	20	30	92	213	305
1923	100	59	126	185	6	9	15	65	135	200
1922	101	37	72	109	2	16	18	39	88	127
1921	102	16	40	56	2	3	5	18	43	61

2023 Facts and Figures

Birth Year	Age	Valid (1)			Withdrawn (2)			Valid & Withdrawn		
		Male	Female	Total	Male	Female	Total	Male	Female	Total
1920	103	4	14	18	2	0	2	6	14	20
1919	104	1	7	8	0	1	1	1	8	9
1918	105	0	6	6	2	0	2	2	6	8
1917	106	1	1	2	0	0	0	1	1	2
1916	107	1	0	1	0	0	0	1	0	1
TOTALS		2,146,288	2,179,513	4,325,801	54,126	31,255	85,381	2,200,414	2,210,768	4,411,182

(1) Valid

Number of Valid D and Probationary License Holders

Excludes Revoked/Suspended/Canceled/Surrendered/Disqualified and Expired

(2) Withdrawn

Number of Revoked/Suspended/Canceled/Surrendered/Disqualified

Excludes Expired Licenses

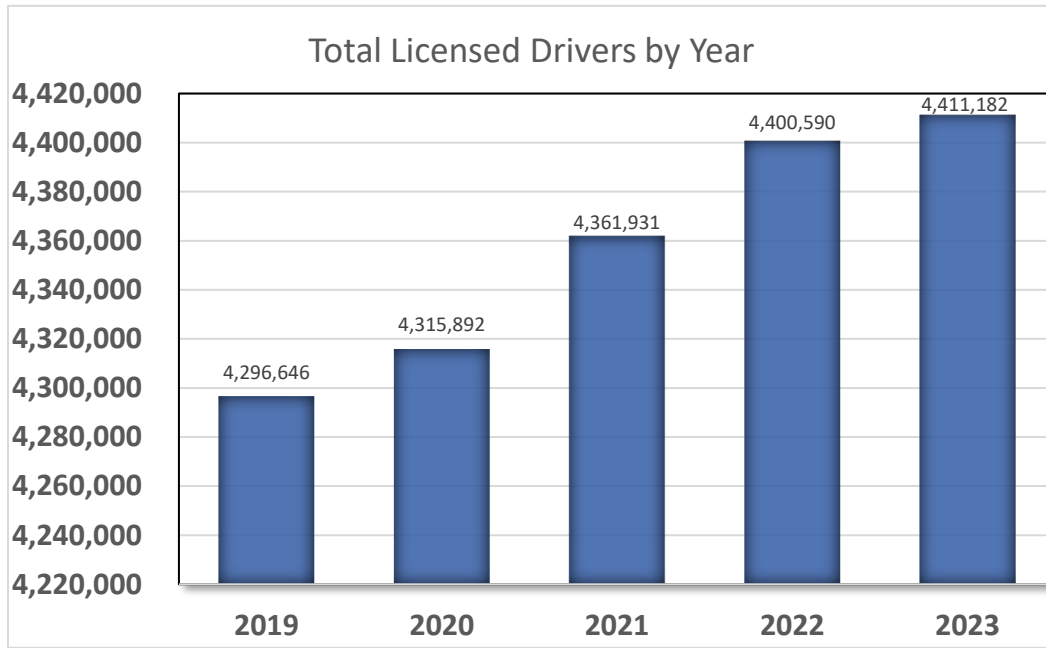
Source: Bureau of Drivers Services

Report: YRENDL

2023 Facts and Figures

Total Licensed Drivers by Year

Year	Count	Year	Count	Year	Count	Year	Count
1928	893,450	1961	2,069,750	1984	3,192,135	2007	4,075,764
1930	995,000	1962	2,048,300	1985	3,265,322	2008	4,079,562
1940	1,230,000	1963	2,076,500	1986	3,288,517	2009	4,085,833
1941	1,246,600	1964	2,089,700	1987	3,308,903	2010	4,114,622
1942	1,309,475	1965	2,155,007	1988	3,329,557	2011	4,142,823
1943	1,369,750	1966	2,197,038	1989	3,357,339	2012	4,171,428
1944	1,422,050	1967	2,280,544	1990	3,394,203	2013	4,188,194
1945	1,505,700	1968	2,360,815	1991	3,473,236	2014	4,194,760
1946	1,547,100	1969	2,458,037	1992	3,481,421	2015	4,206,700
1947	1,553,500	1970	2,459,539	1993	3,502,347	2016	4,250,018
1948	1,575,500	1971	2,465,315	1994	3,554,003	2017	4,286,263
1949	1,613,800	1972	2,527,731	1995	3,601,619	2018	4,288,173
1950	1,661,700	1973	2,593,838	1996	3,723,685	2019	4,296,646
1951	1,721,700	1974	2,663,796	1997	3,672,469	2020	4,315,892
1952	1,750,100	1975	2,721,284	1998	3,709,957	2021	4,361,931
1953	1,804,300	1976	2,792,905	1999	3,733,077	2022	4,400,590
1954	1,817,700	1977	2,864,689	2000	3,801,798	2023	4,411,182
1955	1,848,700	1978	2,927,546	2001	3,835,549		
1956	1,879,750	1979	2,964,404	2002	3,839,930		
1957	1,910,500	1980	3,014,715	2003	3,933,924		
1958	1,930,500	1981	3,059,428	2004	3,993,348		
1959	1,936,600	1982	3,070,956	2005	4,049,450		
1960	2,002,900	1983	3,123,649	2006	4,066,273		



Source: Bureau of Drivers Services, Report YRENDL

2023 Facts and Figures

Employer Notification Program

The Employer Notification program is part of the Public Abstract Request System (PARS), a secure Web-based system that allows participating account holders to have instant access to driver and vehicle record abstracts via Portable Document Format (PDF) images. The Employer Notification program will identify any enrolled employee with recent activity on their driving record and allow the account holder immediate access to the current driver record abstract.

Administered by: Tyler Technologies

Phone: (608) 250-4606

Email: WI_helpdesk@egov.com

Internet: [PARS User Registration](#)

2023 Facts and Figures

Medical Evaluation for Drivers

DMV evaluates whether each applicant for a license can exercise reasonable control over a vehicle. To carry out this responsibility, the DMV conducts written exams, road tests, sign identification tests, and vision screenings. Some persons have medical conditions or disabilities which the DMV cannot adequately assess using these tests. These individuals are required to submit medical information to aid the division in making licensing decisions.

The Medical Review and Fitness Unit (MRF) reviewed over 19,830 medical reports in 2023, a 23% increase from 2022. In addition, MRF staff updated 46,709 Federal Medical Certificates for Commercial Drivers. 1,193 reports reviewed resulted in the cancellation or denial of driving privileges due to a medical condition. 251 drivers were cancelled for not taking the re-examination tests when requested by DMV. Out of 1,183 special examinations conducted in 2023, only 70 drivers were cancelled for not being able to pass a portion of the required tests. 330 drivers voluntarily surrendered their license when asked for a medical report or to take the knowledge, sign, and highway tests.

DMV Examiners conducted 1,183* driving skills test re-examinations:

- 927 successful tests were conducted (78%)
- 256 unsuccessful tests were conducted (22%)

**NOTE: Applicants may take the driving skills test up to five times in a one-year period. This number does not reflect the number of applicants re-tested during 2023, merely the number of re-exams conducted by DMV Examiners. The total conducted exams show a 2 % increase from 2022.*

DMV attempts to allow each person to drive under conditions which are safe for them. For example, some drivers will be restricted to an area within 15 miles of their home if they can demonstrate good driving skills in that limited area. Physicians often recommend restrictions such as daytime driving only, no driving on freeways, or driving with an automatic transmission. Through the use of restrictions, driving tests, and medical reports, the DMV ensures that people with conditions limiting their functional ability can maintain a safe level of driving.

Medical Review & Fitness Unit
P.O. Box 7918, Madison WI 53707-7918
Email: [Wisconsin DMV email service](#)
Phone: (608) 266-2327
Fax: (608) 267-0518

2023 Facts and Figures

Organ Donor

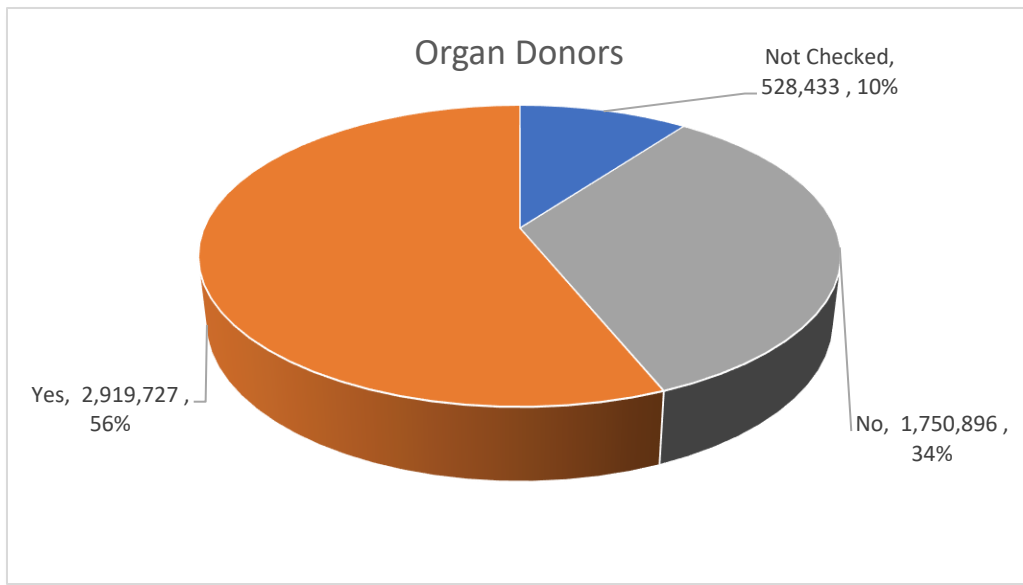
Anyone can be an organ donor. The Anatomical Gift Act in [s.157.06\(2\)](#) requires persons 15 and one-half years of age or older to indicate if they wish to be a donor.

Bureau of Driver Services

Phone: (608) 266-2353

Email: [Wisconsin DMV email service](#)

Internet: donatelifewisconsin.org/



NOTE: Does not include under 18-years old or "NON" records
Source: Bureau of Driver Services, YRDONOR Report

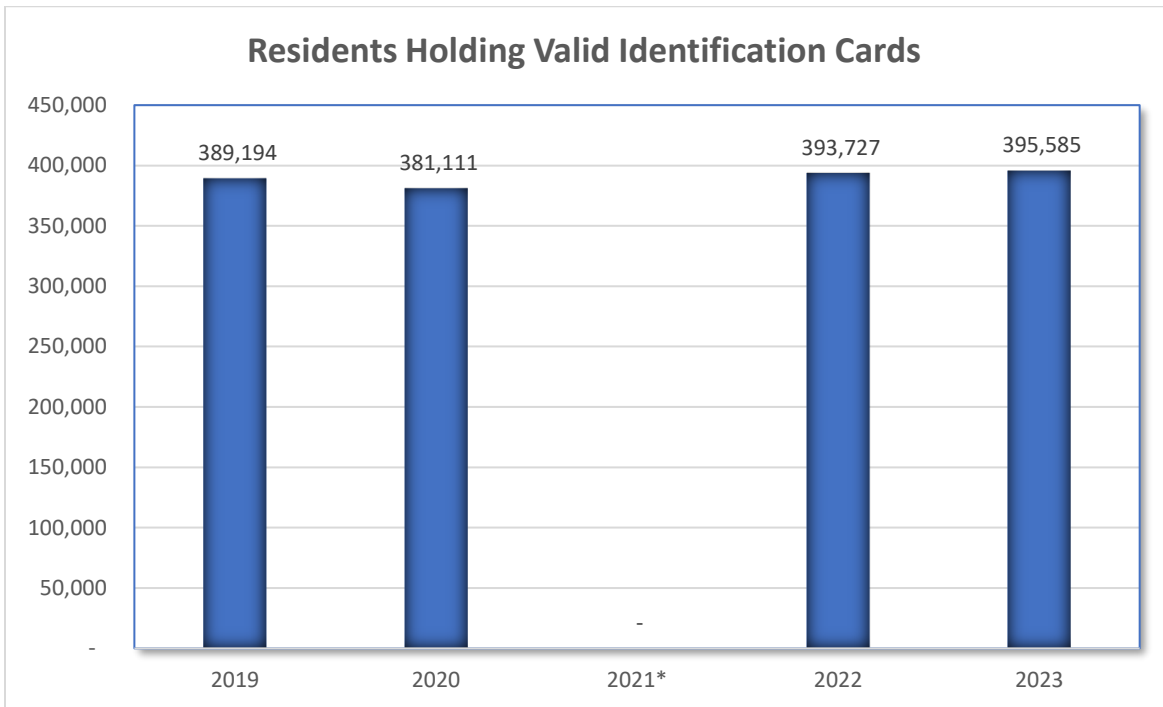
2023 Facts and Figures

Photo Identification Card (ID)

Any Wisconsin resident who does not presently hold a valid driver license (from Wisconsin or another jurisdiction) may apply for an ID card. You may not hold a valid driver license and an ID card at the same time. If you hold a valid driver license and wish to obtain an ID card, you will be required to surrender your driver license and driving privilege. There is no age limit to apply for an ID card.

For more information: [Obtaining an identification \(ID\) card](#)

Bureau of Field Services
Technical and Training Services Section
Phone: (608) 266-8686
Internet: [DMV Customer Service Center](#)



Note: 2021 ID card data is under review and will be updated when available.

Source: Bureau of Driver Services, Photo Identification Card Statistics

2023 Facts and Figures

ID Petition Process (IDPP)

Effective September 15, 2014, if an applicant requesting an identification card free of charge for voting is unable to provide proof of name and date of birth, and the documents are unavailable to the person, the person may make a written petition to the department for an exception to the requirements, per Wisconsin Statute 343.165(8).

The Department works with the applicant to obtain the documents or verifications needed to issue the free ID card for voting. A paper receipt, valid for voting purposes, is provided until all requirements for issuance have been met.

Bureau of Driver Service
 Qualifications and Issuance Section - Driver Eligibility Unit
 Phone Number: 608-264-7279
 Email: IDPetitionProcess@dot.wi.gov

Annual Total Original IDs, Total Petitions & Petition Percentage			
Date Range	Regular IDs issued	IDPP IDs	IDPP Percentage
1/1/23 to 12/31/23	47,566	1,574	3.31%
9/15/14 to 12/31/23	419,273	20,092	4.79%

Cumulative Status					
Total Petitions	Total ID Cards Issued	Total Canceled by Customer	Total Pending	Applications Suspended Due to No Customer Contact	Total Denials
20,092	10,583	7,959	82	107	1,361

Petitions by Region	
Region	Petitions to Date
NW	1,654
NC	1,325
NE	3,350
SW	5,503
SE	8,160
Total	20,092

Petitions by City	
City	Count
Madison	2,886
Milwaukee	5,154
Other	12,052
Total	20,092

2023 Facts and Figures

Valid ID Cards by County

COUNTY	Male	Female	Total
ADAMS	546	575	1,121
ASHLAND	419	470	889
BARRON	1,111	1,103	2,214
BAYFIELD	278	290	568
BROWN	8,622	8,663	17,285
BUFFALO	229	226	455
BURNETT	411	374	785
CALUMET	659	736	1,395
CHIPPEWA	1,701	1,231	2,932
CLARK	871	788	1,659
COLUMBIA	1,383	1,180	2,563
CRAWFORD	441	376	817
DANE	15,890	15,696	31,586
DODGE	2,040	2,049	4,089
DOOR	531	525	1,056
DOUGLAS	1,866	1,797	3,663
DUNN	878	846	1,724
EAU CLAIRE	2,793	2,536	5,329
FLORENCE	93	77	170
FOND DU LAC	2,820	2,868	5,688
FOREST	273	243	516
GRANT	892	936	1,828
GREEN	751	733	1,484
GREEN LAKE	426	481	907
IOWA	384	364	748
IRON	152	145	297
JACKSON	737	545	1,282
JEFFERSON	1,908	1,865	3,773
JUNEAU	889	724	1,613
KENOSHA	6,674	6,553	13,227
KEWAUNEE	265	293	558
LA CROSSE	3,158	3,096	6,254
LAFAYETTE	317	262	579
LANGLADE	456	551	1,007
LINCOLN	713	668	1,381
MANITOWOC	2,271	2,355	4,626
MARATHON	3,097	3,058	6,155
MARINETTE	1,202	1,060	2,262
MARQUETTE	361	401	762
MENOMINEE	432	396	828
MILWAUKEE	65,902	72,895	138,797

2023 Facts and Figures

<u>COUNTY</u>	<u>Male</u>	<u>Female</u>	<u>Total</u>
MONROE	1,300	1,147	2,447
OCONTO	594	632	1,226
ONEIDA	675	735	1,410
OUTAGAMIE	3,957	3,851	7,808
OZAUKEE	1,004	1,433	2,437
PEPIN	123	108	231
PIERCE	661	607	1,268
POLK	788	772	1,560
PORTAGE	1,329	1,342	2,671
PRICE	260	305	565
RACINE	8,262	8,692	16,954
RICHLAND	376	405	781
ROCK	7,043	6,282	13,325
RUSK	337	370	707
SAUK	1,713	1,635	3,348
SAWYER	501	458	959
SHAWANO	970	947	1,917
SHEBOYGAN	3,342	3,345	6,687
ST. CROIX	1,301	1,289	2,590
TAYLOR	301	307	608
TREMPEALEAU	1,010	821	1,831
UNKNOWN	719	895	1,614
VERNON	519	535	1,054
VILAS	455	453	908
WALWORTH	2,460	2,578	5,038
WASHBURN	373	372	745
WASHINGTON	1,940	2,354	4,294
WAUKESHA	5,398	7,042	12,440
WAUPACA	1,178	1,078	2,256
WAUSHARA	706	563	1,269
WINNEBAGO	5,164	4,467	9,631
WOOD	1,771	1,972	3,743
TOTALS	191,372	197,822	389,194

Note: Valid ID cards only includes individuals holding valid, non-surrendered identification cards through 12/31/2023
 Source: Bureau of Driver Services, TSO Report YRIDCARD

2023 Facts and Figures

Demerit Points

Persons who accumulate 12 or more demerit points in any one-year period may be subject to a driver license suspension. The points are counted by date of violation. Offenses include:

- Speeding
- Failure to obey a sign
- Failure to yield right of way
- Other moving traffic violations

Suspension of driving privilege

The type of driver license you have determines the requirements and timeframe of a suspension:

- If you have a probationary driver license, instruction permit or have never been issued a license:
 - 12-30 points assessed – 6-month suspension
 - More than 30 points assessed – 1-year suspension
- If you have a regular driver license including a commercial driver license (CDL):
 - 12-16 points assessed – 2-month suspension
 - 17-22 points assessed – 4-month suspension
 - 23-30 points assessed – 6-month suspension
 - More than 30 points assessed – 1-year suspension

Bureau of Driver Services
DMV Communication Center Section
Phone: (608) 264-7447
Email: [Wisconsin DMV email service](#)

2023 Facts and Figures

Administrative Suspension: Alcohol Concentration

The administrative suspension law provides for the withdrawal of a person's operating privilege if that driver is arrested for operating a motor vehicle with a prohibited alcohol concentration, submits to chemical testing, and fails the test.

The arresting officer issues a notice of intent to suspend.

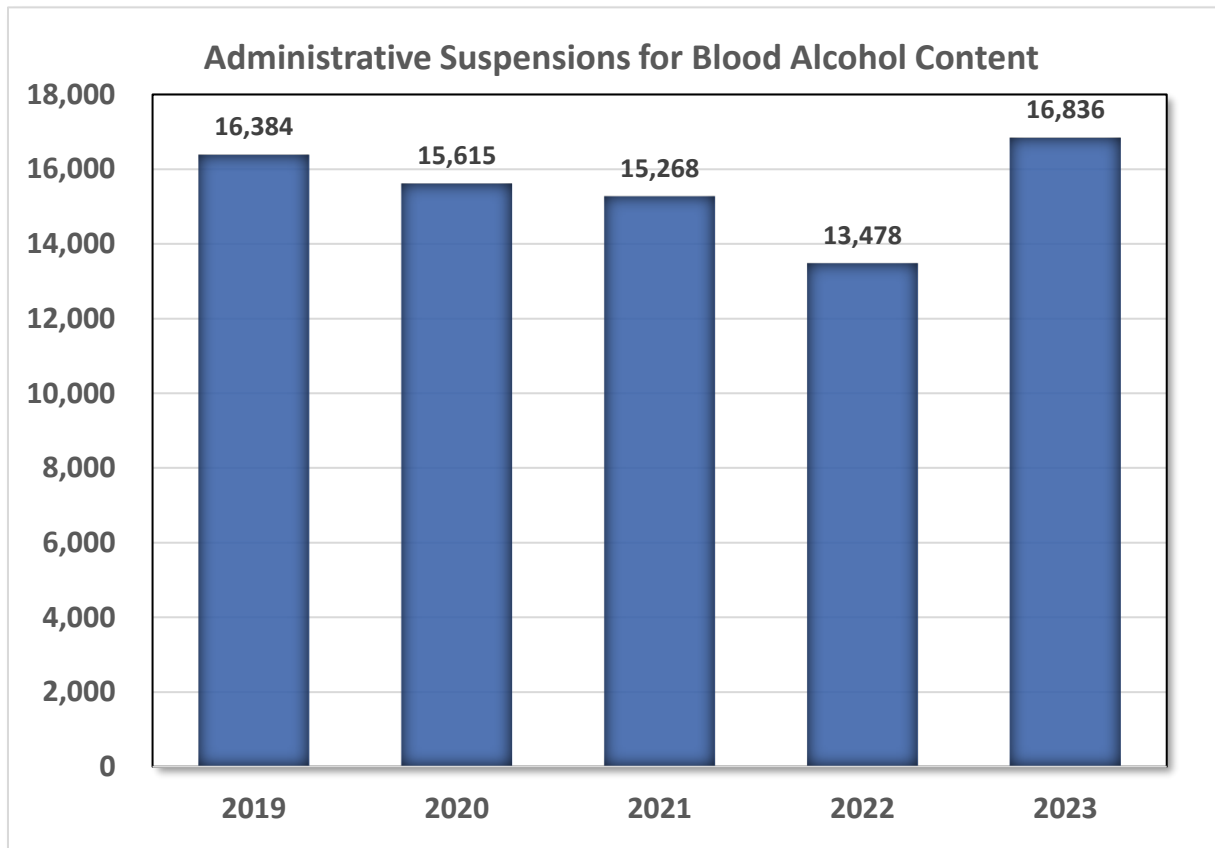
The driver has 10 days to request a review of the suspension. If no review is requested or if a review is held and the outcome goes against the person, the suspension will take effect 30 days after the notice date on the Notice of Intent to Suspend form.

Bureau of Driver Services

Citations and Withdrawals Section

Phone: (608) 261-0127

Email: AdminSuspensions.dmv@dot.wi.gov



Source: Bureau of Driver Services

2023 Facts and Figures

Alcohol/Drug Review

An alcohol or drug assessment is an interview between a driver and an alcohol and other drug abuse (AODA) assessor. The assessor identifies the driver's alcohol/drug use. As part of the assessment, the assessor develops a driver safety plan for the driver. There were 23,882 assessments and 17,422 completions in 2023.

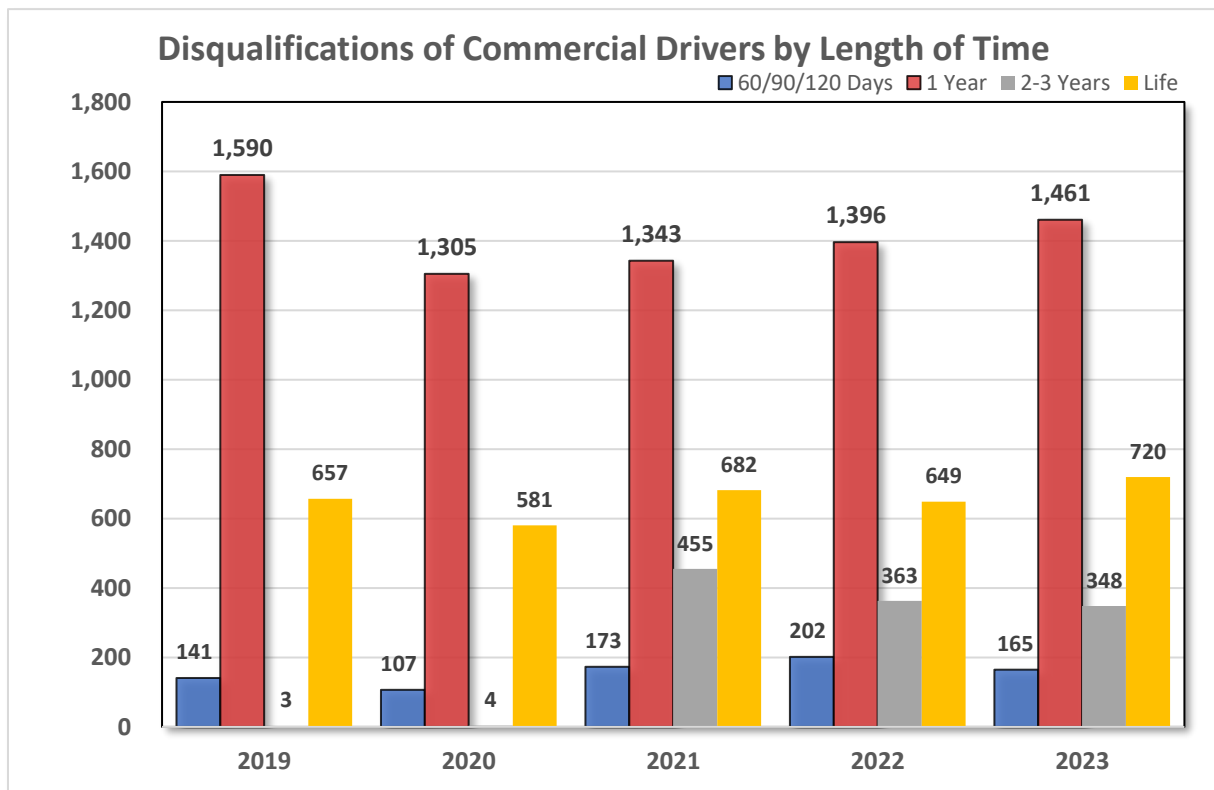
Bureau of Driver Services
Citations and Withdrawals Section
Phone: (608) 261-8202
Email: dotdmvadru@dot.wi.gov

2023 Facts and Figures

Disqualification

Disqualification means the withdrawal of a person's privilege to operate a commercial motor vehicle because of certain offenses committed by the person. Effective September 30, 2005, disqualifications apply to Commercial Motor Vehicle privileges for offenses committed in a Commercial Motor Vehicle or a Non-Commercial Motor Vehicle when the violation is classified as a major or serious traffic violation.

Bureau of Driver Services
DMV Communication Center Section
Phone: (608) 264-7447
Email: [Wisconsin DMV email service](#)



Source: Bureau of Driver Services, Citations and Withdrawals Section - TSO Report: WDRLWEEK

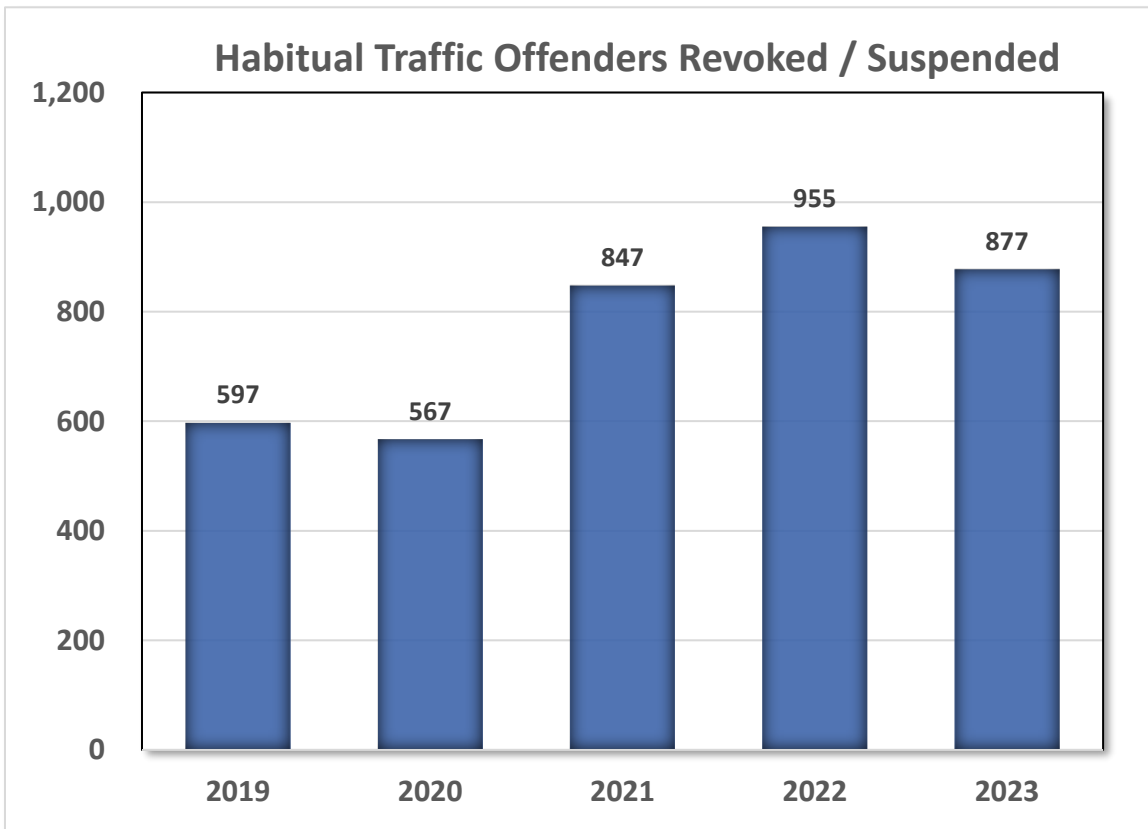
2023 Facts and Figures

Habitual Traffic Offender

Persons who accumulate four major traffic convictions (including those from other jurisdictions) or a combination of 12 minor and major convictions in a five-year period are identified as habitual traffic offenders. Major offenses include:

- Operating while under the influence
- Eluding an officer
- Reckless driving

Bureau of Driver Services
DMV Communication Center
Phone: (608) 264-7447
Email: [Wisconsin DMV email service](#)



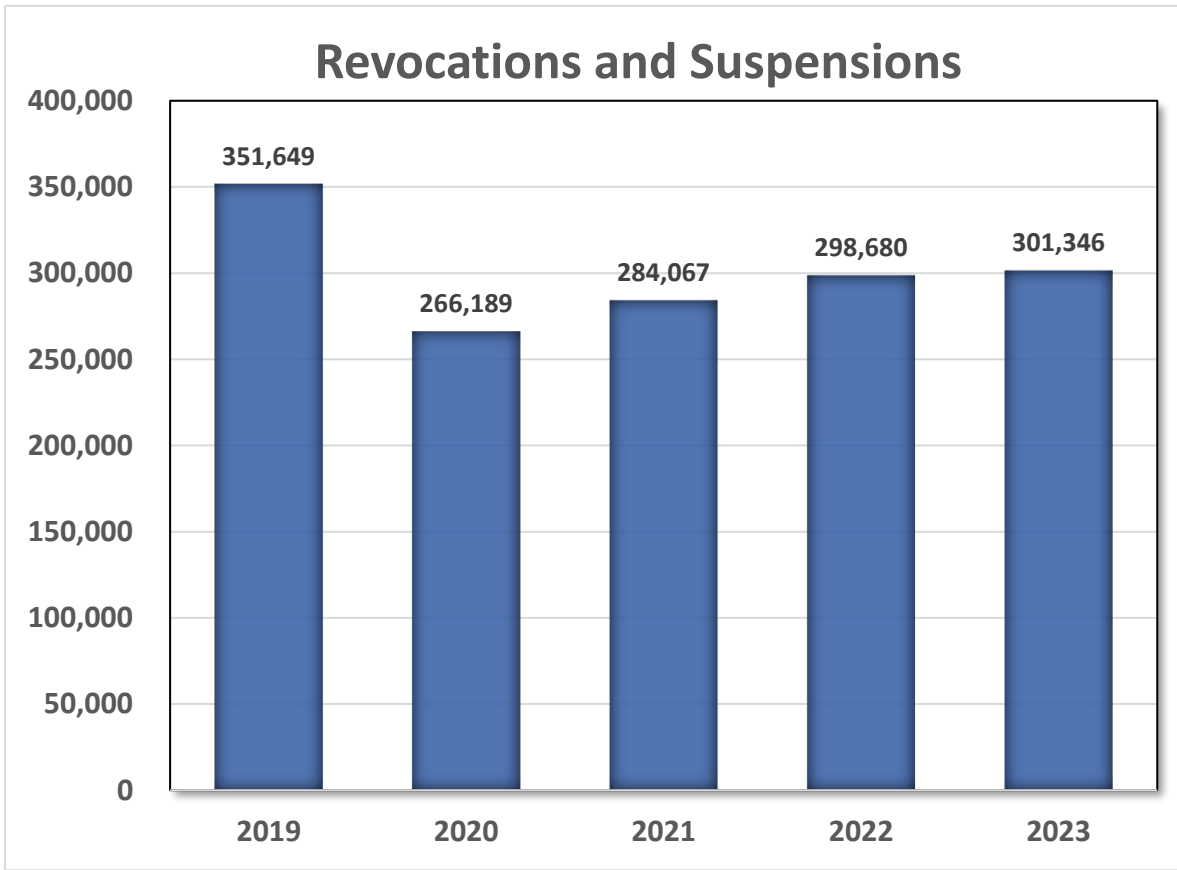
Source: Bureau of Driver Services, Report #P7011924-2

2023 Facts and Figures

Revocations and Suspensions

Revocations and suspensions are the two most common actions taken to withdraw a driver’s operating privilege. Whether your license is suspended or revoked you are not able to legally drive.

Bureau of Driver Services
DMV Communication Center
Phone: (608) 264-7447
Email: [Wisconsin DMV email service](#)



Source: Bureau of Driver Services, Citations and Withdrawals Section

2023 Facts and Figures

Revocations or Suspensions by Reason of Conviction

Revocations or Suspensions by Reason of Conviction (2023)

Rank		Charge	Quantity YTD	% of Total
1	FPF	Failure to pay forfeiture	138,957	46.11%
2	DR	Driver record	49,121	16.30%
3	OWI	Operating under influence of intoxicant or con. sub.	25,070	8.32%
4	BAC	Blood alcohol concentration	16,836	5.59%
5	NCI	Noncompliance with Assessment Interview	10,751	3.57%
6	FCC	Failure to complete course	8,291	2.75%
7	INC	Insurance Cancelled	7,550	2.51%
8	FPJ	Failure to pay forfeiture-juvenile	6,877	2.28%
9	SE	Speeding excess	4,717	1.57%
10	FPS	Failure to pay support	4,321	1.43%
11	NCP	Noncompliance with Driver Safety Plan	3,819	1.27%
12	IC	Implied consent	3,340	1.11%
13	LR1	Lifetime revocation 1	2,939	0.98%
14	DQF	Disqualification	2,707	0.90%
15	OWS	Operating while suspended	2,292	0.76%
16	PAC	Prohibited Alcohol Concentration	2,103	0.70%
17	SRR	Safety Responsibility suspension of registration and operating privilege	1,850	0.61%
18	AEO	Attempt to elude officer	1,455	0.48%
19	DJN	Damage judgment accruing from negligent operation	1,414	0.47%
20	SR	Safety Responsibility - suspension	1,223	0.41%
21	HTO	Habitual traffic offender	877	0.29%
22	UAL	Underage alcohol	728	0.24%
23	T	Truancy	595	0.20%
24	OAR	Operating after revocation	500	0.17%
25	VUF	Vehicle used in commission of felony	487	0.16%
26	DPI	DJN default on PIAG	336	0.11%
27	OII	Operating while intoxicated causing injury	241	0.08%
28	JA	Juvenile alcohol	233	0.08%
29	SVO	Serious violation-occupational license	226	0.07%
30	OWL	Operating without driver license	211	0.07%
31	FSA	Failure to stop after accident	189	0.06%
32	SDD	SRR default on installment	157	0.05%
33	UAO	Underage alcohol operation	156	0.05%
34	OCS	Operating while intox.-controlled substance	87	0.03%
35	SRD	SR default on installment	76	0.03%
36	FYR	Failure to yield right of way	48	0.02%
37	DCI	DJN default on CIAG	47	0.02%
38	JCS	Juvenile controlled substances	45	0.01%

2023 Facts and Figures

39	D	Drug convictions	44	0.01%
40	CWI	Commercial operating while intoxicated	43	0.01%
41	INF	Insurance Filed	34	0.01%
42	NCT	Noncompliance Pay Treatment Fee	34	0.01%
43	RD	Reckless driving	27	0.01%
44	GBH	Great bodily harm	26	0.01%
45	NHI	Negligent homicide intoxicated	26	0.01%
46	DWS	Driving on wrong side of highway	19	0.01%
47	RHT	Repeat HTO	18	0.01%
48	NH	Negligent homicide	17	0.01%
49	LR2	Lifetime revocation 2	16	0.01%
50	FOS	Failure to obey traffic sign or signal	14	0.00%
51	NCF	Noncompliance with Assessment Fee	14	0.00%
52	OSS	SR out of state	13	0.00%
53	S	Speeding	11	0.00%
54	SI	Speeding intermediate	11	0.00%
55	UV	Unregistered vehicle	8	0.00%
56	CAC	Commercial administrative suspension	7	0.00%
57	ICU	Implied consent underage	6	0.00%
58	IDT	Ignition/immobilization device	6	0.00%
59	OSJ	Out of state judgment certified by state	6	0.00%
60	FA	Falsified application	5	0.00%
61	CIC	Commercial implied consent	4	0.00%
62	CNI	Compulsory insurance - no insurance	4	0.00%
63	IIV	Intoxicant in vehicle carrying underage person	4	0.00%
64	IT	Illegal turn	4	0.00%
65	ORS	Operating while Registration Suspended	4	0.00%
66	PI	Passing illegally	4	0.00%
67	CSE	Commercial speeding excess (20 or more over)	3	0.00%
68	FSU	Failure to stop after accident-unattended vehicle	3	0.00%
69	IVO	Intoxicant in vehicle-operator	3	0.00%
70	BI	Backing illegally	2	0.00%
71	CNP	Compulsory insurance - no proof	2	0.00%
72	DLT	Deviating from lane of traffic	2	0.00%
73	DSP	Duty upon striking property	2	0.00%
74	FD	Found delinquent	2	0.00%
75	HWI	Haz commercial operating while intoxicated	2	0.00%
76	ID	Inattentive driving	2	0.00%
77	P	Perjury	2	0.00%
78	VOR	Violation of restriction	2	0.00%
79	ADL	Altered driver license	1	0.00%
80	CII	Commercial OWI causing injury	1	0.00%
81	CSR	Child safety restraint	1	0.00%

2023 Facts and Figures

82	CUL	Commercial unlawful license	1	0.00%
83	DJB	DJN bankruptcy case dismissed	1	0.00%
84	DPO	Damage judgment default	1	0.00%
85	FFS	Failure to fasten seat belt	1	0.00%
86	FSB	Failure to stop for school bus	1	0.00%
87	FVC	Failure to keep vehicle under control	1	0.00%
88	GCV	GDL Curfew Violation	1	0.00%
89	GPV	GDL Passenger Violation	1	0.00%
90	IS	Imprudent speed	1	0.00%
91	IUL	Illegal use of operator's license	1	0.00%
92	OWD	Operating while disqualified	1	0.00%
93	POH	Parking on highway	1	0.00%
94	SVL	Signal Violation	1	0.00%
95	TFC	Too fast for conditions	1	0.00%
96	UID	Underage ID	1	0.00%

Total	301,346
-------	---------

Source: WISDOT/DMV - Bureau of Driver Services - Report No. WDRLSUM

*The total includes all revocations and suspensions for both in-state and out-of-state residents.

2023 Facts and Figures

Operating While Intoxicated: Lifetime Offenses

Persons who are convicted of an Operating While Intoxicated (OWI) will have the offense remain on their driving record for a lifetime, with increasing penalties and forfeitures for subsequent offenses.

Additional information on OWI penalties can be found here: [WI OWI Penalty Chart \(Oct. 14, 2020\)](#) (wisconsindot.gov)

Lifetime OWI Conviction Totals (1989 through 2023)	
Number of OWIs	Number of Customers
1	534,819
2	160,019
3	64,327
4	27,155
5	11,860
6	5,337
7	2,329
8	962
9	396
10	173
11	81
12	21
13	16
14	6
15	4
16	2
17	2
22	1
Total	807,510

Source: DMV Production Support

2023 Facts and Figures

Revocation and Suspension Reinstatement

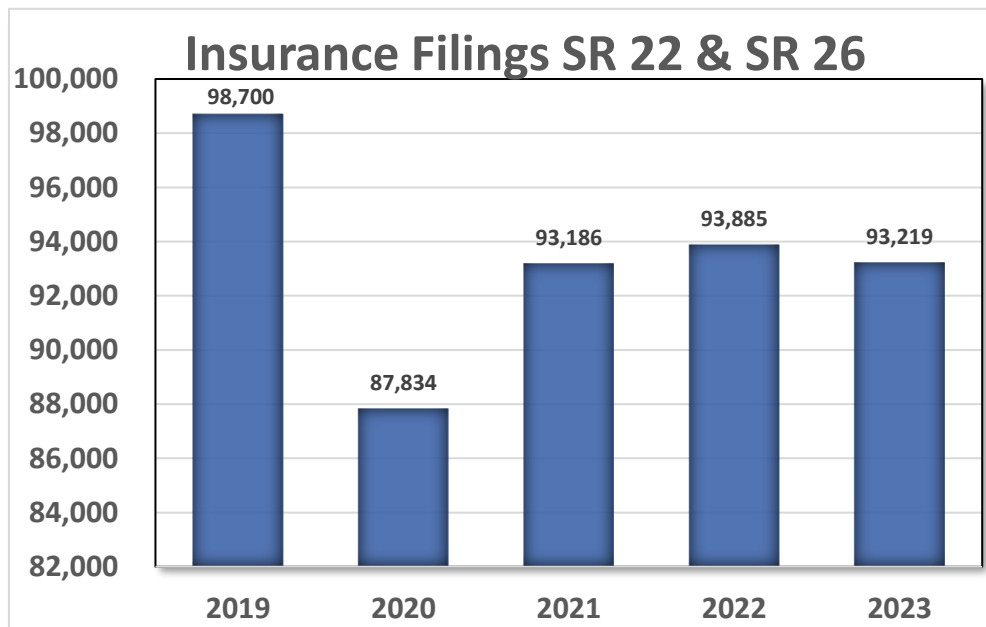
In most cases, after the period of suspension or revocation expires, and all other eligibility requirements have been met, a person may either pay the \$60 or \$200 reinstatement fee online by visiting <https://wisconsin.gov/Pages/online-srvcs/check-elig/eligibility.aspx>, mail the reinstatement fee to the DMV, or go to a DMV Customer Service Center to pay the reinstatement fee. DMV will replace the license, if necessary.

A person whose license was suspended must also pay the appropriate renewal fee if their license has expired.

A person whose license was revoked must complete an application for reinstatement and take any required tests.

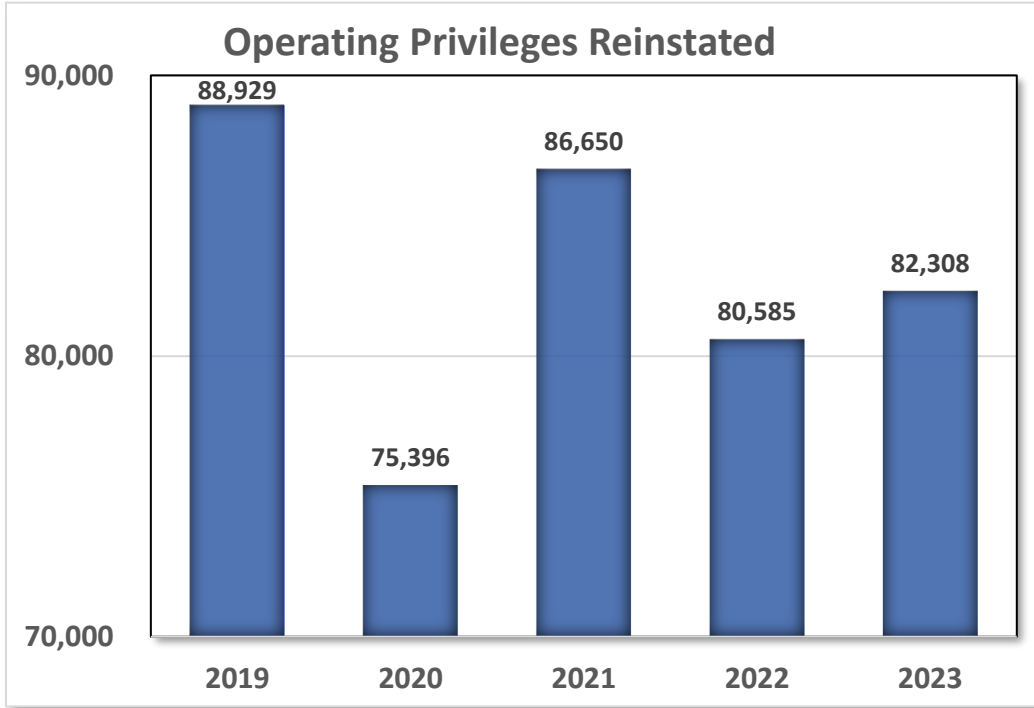
Except for a person revoked for a first offense of operating while intoxicated (OWI) and non-compliance with alcohol assessment or driver safety plan, a person whose driving privilege is revoked must file proof of financial responsibility with the division continuously for three years following the end of the withdrawal period.

Proof of financial responsibility is usually a certificate (SR-22) issued by an insurance company licensed to do business in Wisconsin. The SR-22 must certify that the person has liability insurance in the amounts of at least \$25,000 and \$50,000, for personal injury or death and \$10,000 for property damage. A person can also post a bond or make a cash deposit for these amounts with DMV. The SR-26 is the Notice of Cancellation of the SR-22.

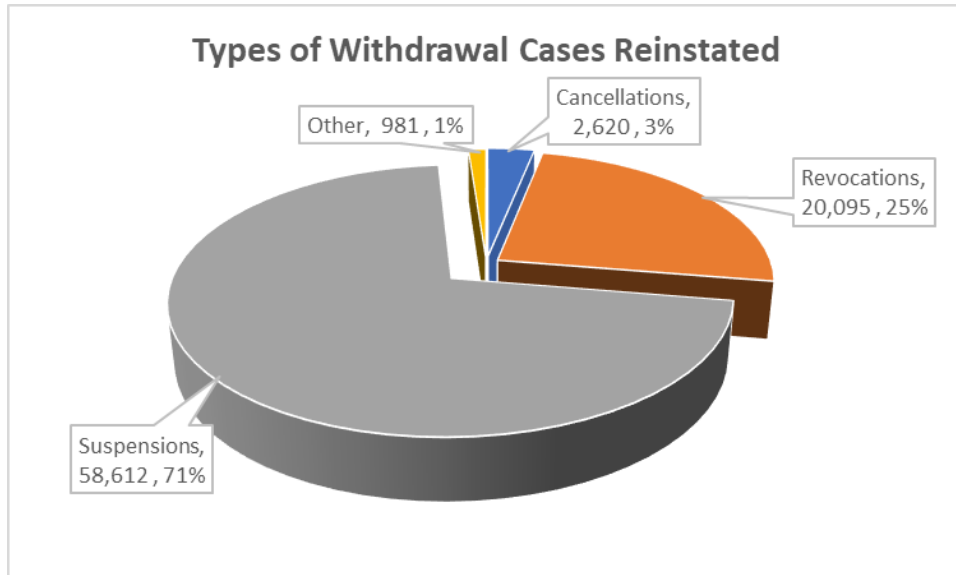


Source: Bureau of Driver Services, Weekly Workload Report

2023 Facts and Figures



Source: Bureau of Driver Services, Weekly Workload Report



Source: Bureau of Driver Services, Weekly Workload Report

2023 Facts and Figures

Traffic Safety Programs

The DMV, along with the Wisconsin Technical College System (WTCS), administers traffic safety courses to assist individuals in modifying their driving behavior. The courses include:

- Traffic Safety School (TSS) course which reviews basic safe driving concepts
- Group Dynamics course designed for drivers who have been convicted of operating while intoxicated (OWI) and are assessed to demonstrate irresponsible use
- Multiple Offender Program (MOP) course for drivers who have been convicted of OWI more than once and are assessed to demonstrate irresponsible use
- Basic Rider & Experienced Rider courses (see “Motorcycle License—Class M”)
- In 2023, 1,453 completed TSS, and of those, 1306 received a points reduction; 1417 completed Group Dynamics; and 172 completed MOP

Bureau of Driver Services

Phone: (608) 266-7386

Email: [Wisconsin DMV email service](#)

2023 Facts and Figures

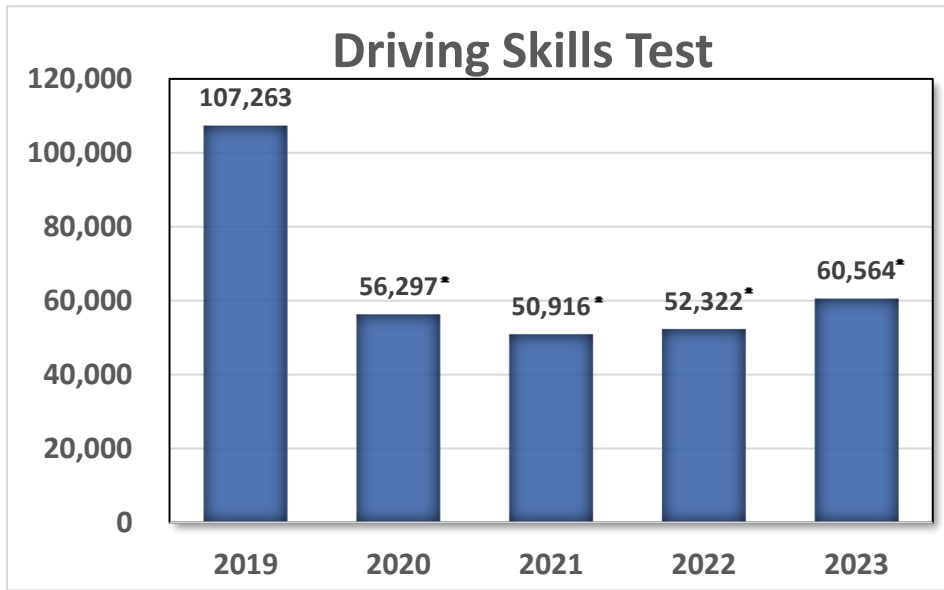
Driving Skills Test

Anyone applying for the following licenses are required to take a driving skills test:

- an original Class D operator’s license (auto and small trucks)
- an original Class A, B, or C commercial operator’s license
- an original P (passenger) endorsement to operate large motor buses
- an original or renewal S (school bus) endorsement to operate any school bus
- renewal or reinstatement of a license not valid more than eight years
- a restricted juvenile license
- a special restricted license
- an original Class M (motorcycle) license (unless they complete a Basic Motorcycle Rider course)

Tests may be waived for drivers with a valid out-of-state license and for drivers who have had a valid license within the last eight years. DMV may require a driving skills test whenever it has good cause to question a person’s ability to operate a motor vehicle safely due to a physical or medical disability. DMV Customer Service Centers do not conduct any CDL skills tests.

Bureau of Field Services
Technical and Training Services Section
Phone: (608) 266-8686
or any local [DMV Service Center](#)



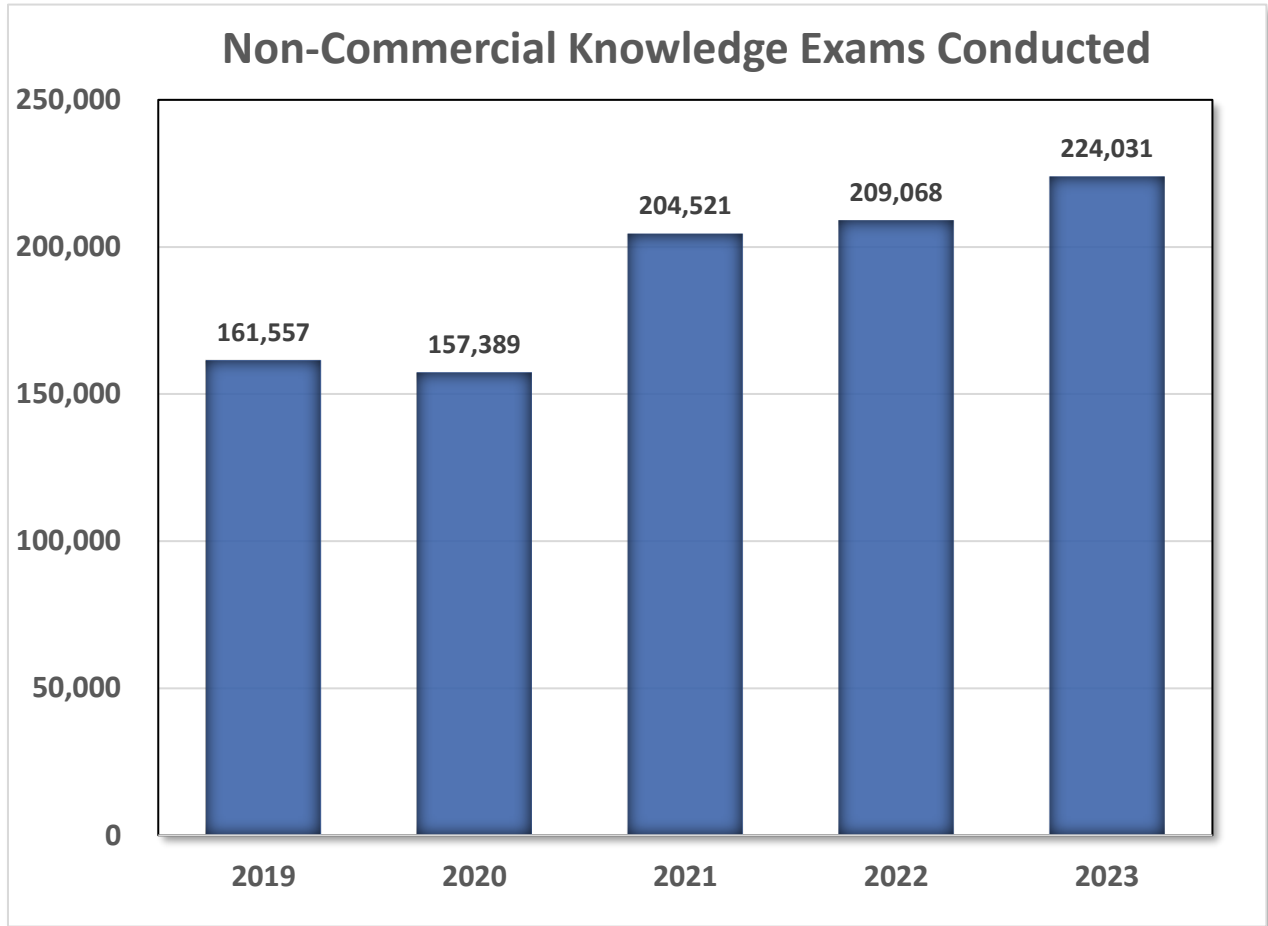
Source: Bureau of Field Services, 3089 Annual Report

*Beginning May 11, 2020, the DMV implemented a road test waiver pilot program allowing drivers ages 16 and 17 who have met all requirements to move directly to a probationary graduated driver license without taking the road test with parent/sponsor approval. The road test waiver program ended December 31, 2023.

2023 Facts and Figures

Driver License Knowledge Exam

DMV uses knowledge exams to test applicants' ability to recognize highway signs, knowledge of traffic laws, and safe-driving practices.

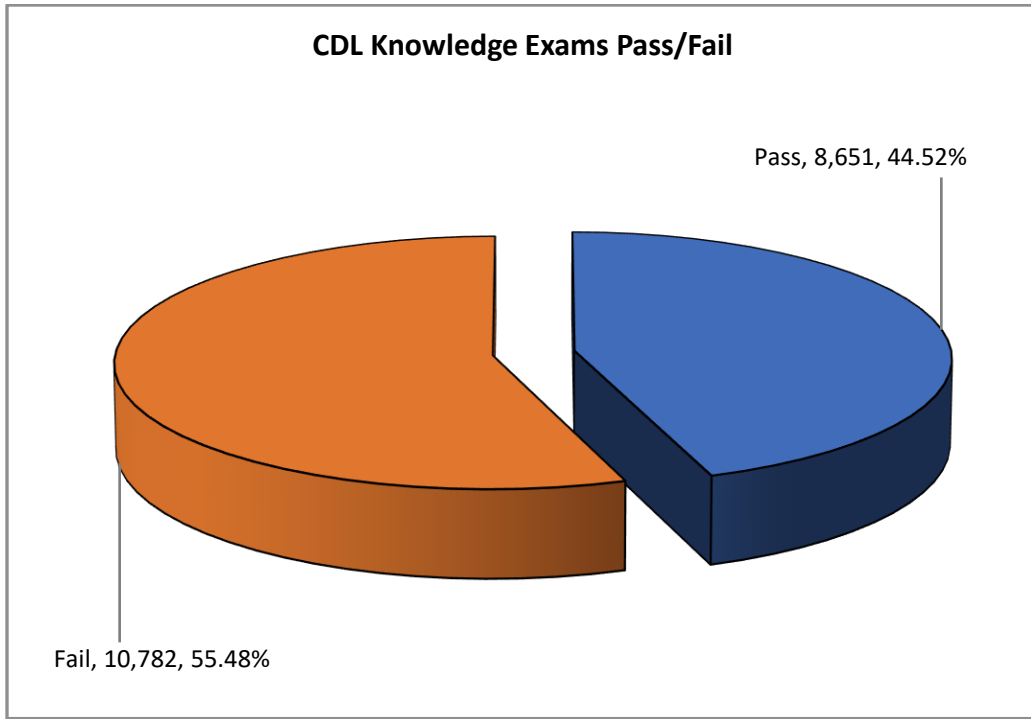


Source: Bureau of Field Services, 4.01 DMV BFS Transaction in Person Report

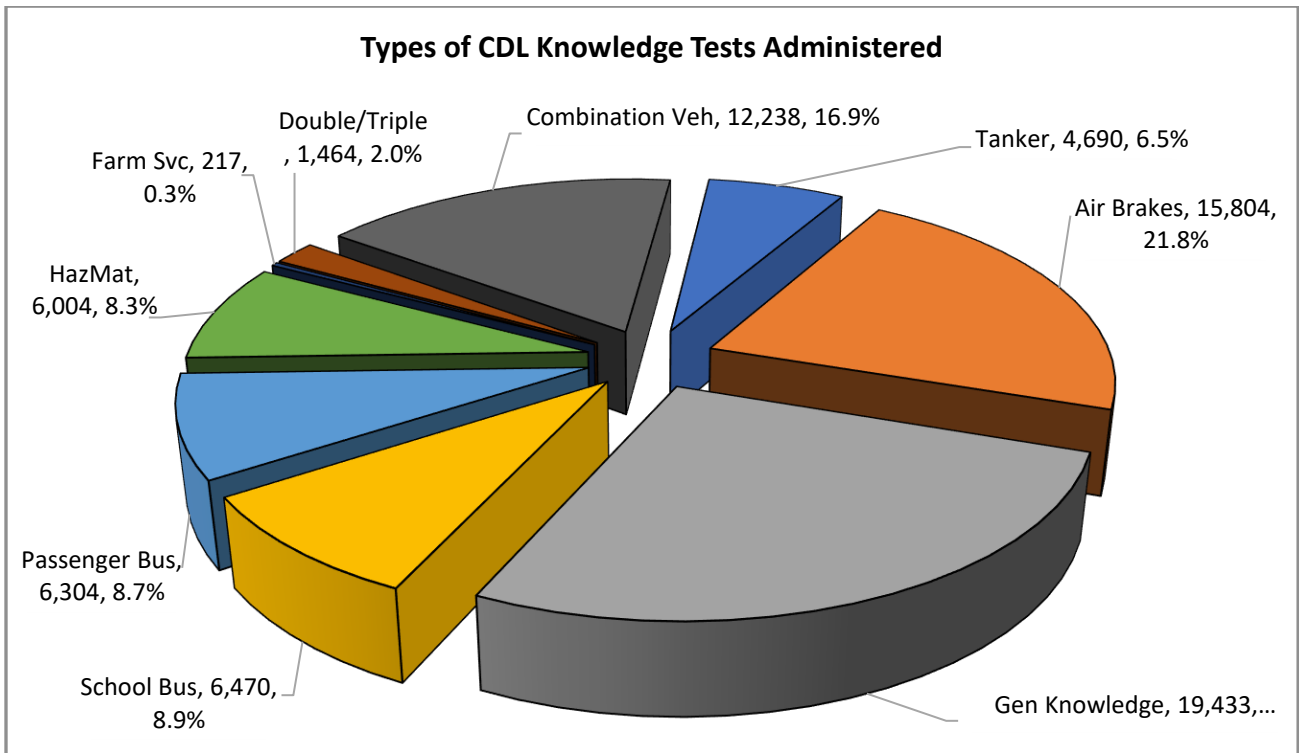
Note: Non-commercials Knowledge Exam Conducted consists of Class D, Cycle Knowledge, Cycle Rider Course Enrollment, Driver Training School – Instructor, Driver Training School – Owner/Operator, Motor Vehicle Salesperson, and Signs Test

2023 Facts and Figures

Commercial Driver License Tests



Source: Bureau of Field Services, 3089 Annual Report



Source: Bureau of Field Services, 3089 Annual Report

2023 Facts and Figures

Third Party Testing

As authorized by s. [343.02](#), 3rd Party CDL examiners are authorized persons, other than employees of the department, to conduct the commercial driver license skills tests required of commercial driver license applicants. Authority to administer CDL skills tests is granted only to third party testers under agreement with the department and utilizing third party examiners recognized and deemed qualified by the department.

Bureau of Driver Services

CDL Third Party Audit Program

Email: dotdmvcdlunit@dot.wi.gov

2023 Facts and Figures

Administrative Rules in Calendar 2023

[Trans 134](#) – relating to: the issuance or discontinuation of issuance of special group plates to members of an authorized special group.

New Laws in Calendar Year 2023

[Act 10](#) – relating to: reorganizing the crimes commonly known as “carjacking” and providing a penalty.

[Act 28](#) – relating to: seasonal period for farm service license endorsement.

[Act 43](#) – relating to: fees for certain motor vehicle certificate of title transfers.

[Act 44](#) – relating to exemptions from the requirement that an original driver's license be a probationary license.

[Act 45](#) – relating to: issuance of temporary motor vehicle operation plates and permits to dealers and providing a penalty.

[Act 57](#) – relating to: emergency contact records maintained by the Department of Transportation.

[Act 59](#) – relating to: disabled parking privileges on University of Wisconsin System campuses.

[Act 86](#) – relating to: a driver education grant program.

Contacts

Rob Combs (Driver related Rules) – Phone: (608) 266-1449

Reed McGinn (Vehicle related Rules) – Phone: (608) 266-7857

2023 Facts and Figures

Transportation Fund Revenue

<u>Acct Code</u>	<u>Obj. Code</u>	<u>ITEM</u>	<u>FY 2020</u>	<u>FY 2021</u>	<u>FY 2022</u>	<u>FY 2023</u>
4652000	7209	Counter Service Fees	2,322,777	522,287	2,110,310	2,582,417
4655000	7210	Registration Fees (*)	513,610,333	611,457,379	585,635,732	586,859,390
4668000	7228	Permit Fees - Heavy Trucks	81,955	85,628	86,817	87,585
4656000	7239	Dealers - Electronic filing fee	58,628	39,128	34,931	31,091
4656000	7249	Dealers - Surcharge fee	90,823	67,417	67,396	63,344
4656000	7211	Dealer License Fees	786,405	917,303	910,093	910,253
4670000	7235	Federal Security Verification Fee	11,823,136	12,490,115	11,842,160	11,351,144
4658000	7212	Fast Service Fees	101,889	155,546	132,774	133,632
4660000	7213	Domestic IRP	38,588,892	36,224,414	43,749,166	47,195,729
4662000	7214	Foreign IRP	48,333,569	45,795,823	60,266,496	55,060,622
4685000	9308	Motor Carrier Filing Fee	244,850	283,050	349,300	291,050
4668000	7225	Unified Carrier Registration Fee-max floor to hold (**)	2,343,680	2,196,680	2,196,680	1,593,866
4729000	7218	Supplemental Title Fees	7,016,136	8,223,819	7,102,357	7,093,700
4665000	7215	Traffic Violation & Reg. Fees	170,653	120,584	113,381	91,393
4655000	7229	Telephone Access Fees	23,032	34,534	25,096	23,171
4670000	7230	Driver License Fees	27,220,714	28,184,404	27,154,815	26,487,060
4675000	7008	Occupational License Fees	533,397	492,042	510,116	520,600
4655000	7231	Handicapped Cards	250,506	199,233	263,430	299,385
4670000	7232	Financial Reinstatement	0	0	0	3
4655000	9065	Registration Reinstatement Fee	170,873	185,445	186,169	172,957
5080000	9309	Driver Abstract Fees	14,413,758	16,255,710	14,853,052	15,313,734
5080000	9310	Registration Abstract Fees	298,816	383,558	451,118	457,054
5000000	9400	Sales to Others	2,901	0	0	0
4690000	9690	Oversize/Overweight Fees	6,919,302	6,941,224	7,054,249	7,101,109
5240000	9060	Salvage Vehicle Inspection Fee	313,571	324,454	300,714	312,013
Total (***)			675,720,595	771,579,776	765,396,354	764,032,301

(*) Registration Fees include registration, hybrid, electric, title, lien and late fees

(**) FY 2023 under cap - \$602,814 incorrectly booked to FY2024

(***) Revenues reported are excluding any refunds issued

2023 Facts and Figures

Motor Carriers

Heavy Vehicle Use Tax (HVUT)

Heavy Vehicle Use Tax (HVUT) is an annual tax assessed by the Federal Internal Revenue Service (IRS) on vehicles operating on public highways at a gross weight of 55,000 lbs. and greater.

Although the tax has been in effect since 1954, the federal government held the states responsible for enforcement beginning in October 1985. The federal government distributes revenues back to states for highway construction and maintenance.

Bureau of Vehicle Services

Interstate – Phone: (608) 266-9900

Intrastate – Phone: (608) 264-7447

2023 Facts and Figures

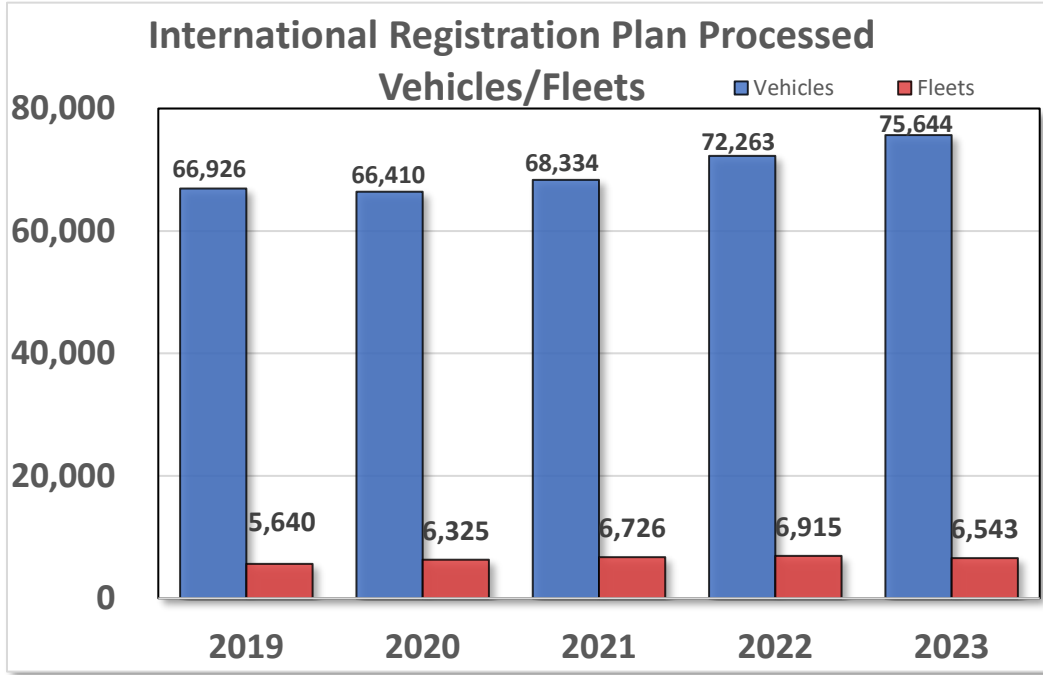
International Registration Plan (IRP)

The International Registration Plan (IRP) is a vehicle registration system which registers interstate motor carrier vehicles for all participating jurisdictions in by filing one application with their 'base' or home state. Registration fees are calculated on the percentage of miles a carrier travels in each jurisdiction. The base jurisdiction collects the fees for all jurisdictions where the carrier operates and forwards the fees to those jurisdictions. The carrier is issued one license plate and cab card for each vehicle. The cab card lists all jurisdictions and the registered weight. IRP registration is valid for both interstate and intrastate operations.

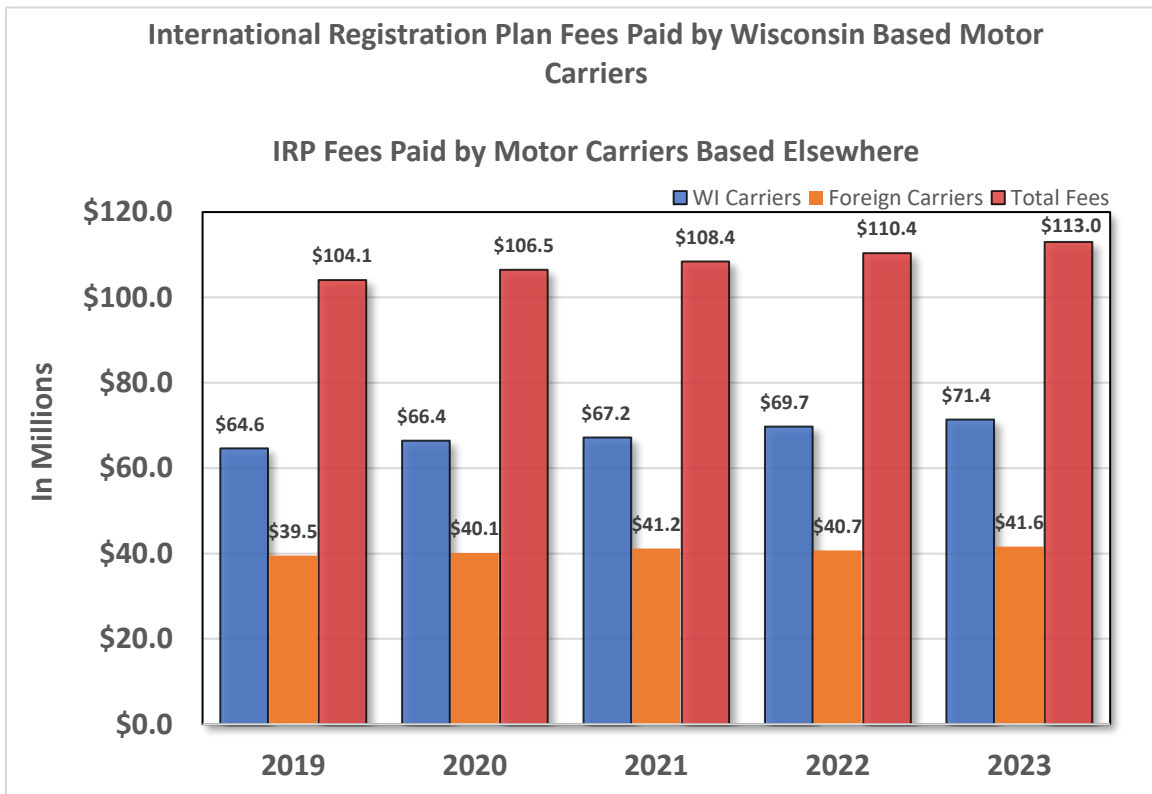
Bureau of Vehicle Services
Motor Carrier Services Section
Motor Carrier Registration Unit
Hotline: (608) 266-9900
Email: irp-ifta@dot.wi.gov

Justin Litscher, Section Chief
Phone: (608) 264-7261
Email: justine.litscher@dot.wi.gov

2023 Facts and Figures



Source: WISCRS database



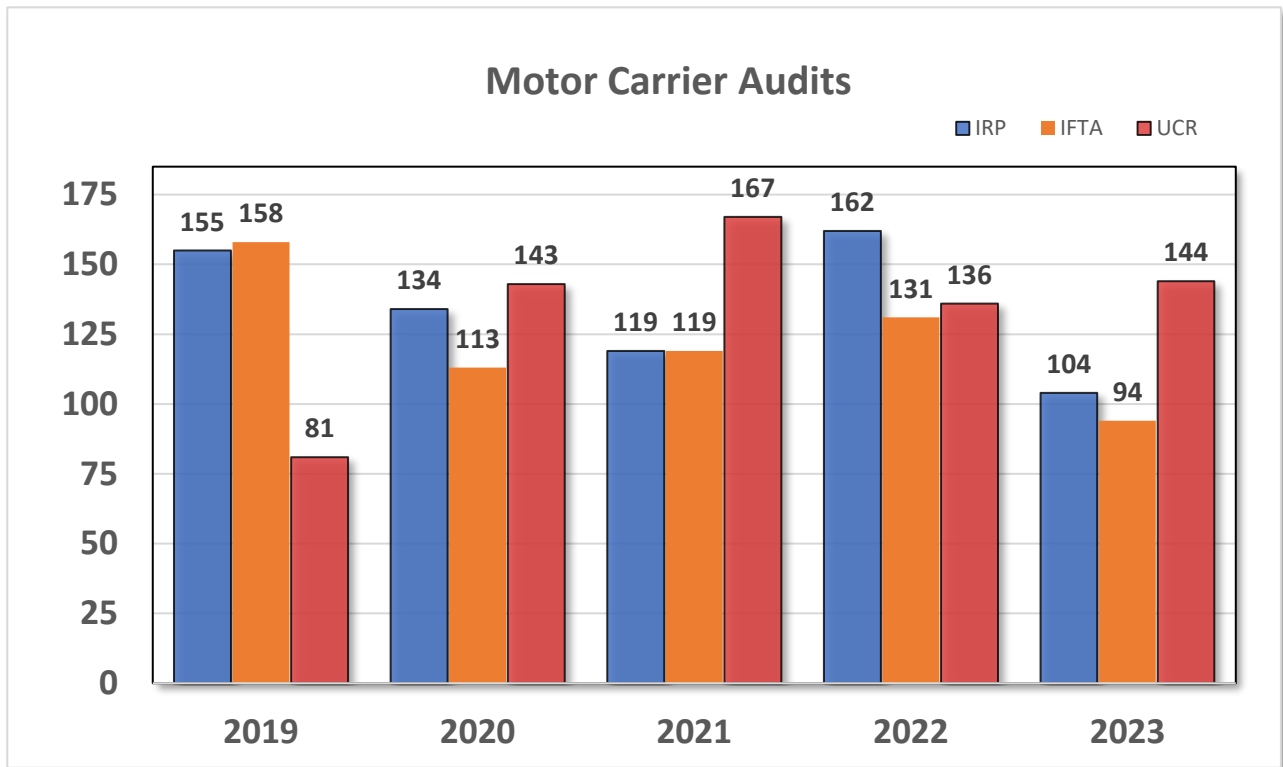
Source: WISCRS Database

2023 Facts and Figures

Motor Carrier Audit

Wisconsin based motor carriers licensing their vehicles under the International Registration Plan (IRP), International Fuel Tax Agreement (IFTA) and Unified Carrier Registration (UCR).

Bureau of Vehicle Services
Motor Carrier Services Section
Fuel Tax and Registration Audit Unit
Nathen Bett, Supervisor
Phone: (608) 264-7239
Email: nathen.bett@dot.wi.gov



Source: Work Unit Statistics

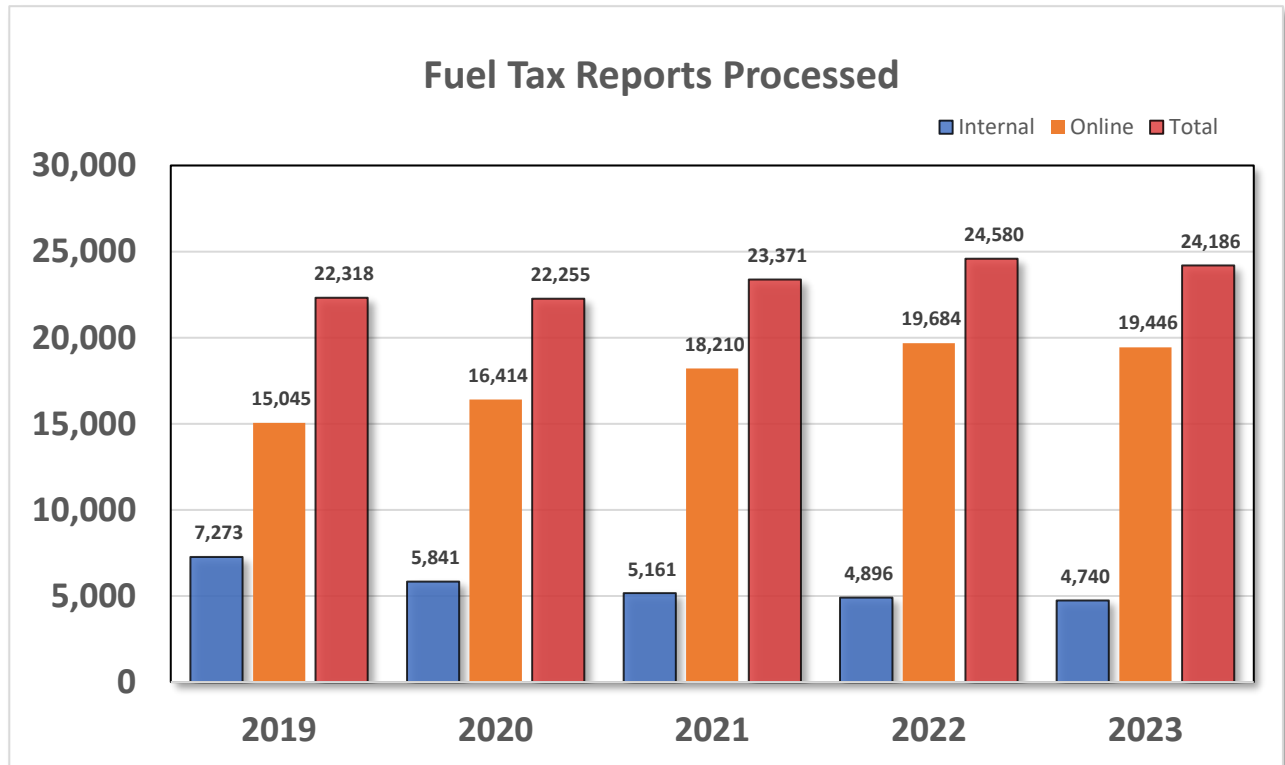
2023 Facts and Figures

Motor Carrier Fuel Tax

Fuel tax is collected at the pump (retail sales), through payments made to the Wisconsin Department of Revenue as bulk fuel is used, or when the motor carrier files quarterly fuel tax reports with the Department of Transportation.

Bureau of Vehicle Services
Motor Carrier Services Section
Motor Carrier Registration Unit
Hotline: (608) 266-9900
Email: irp-ifta@dot.wi.gov

Arnold Kriebs, Supervisor
Email: arnold.kriebs@dot.wi.gov



Source: WISCRS Database

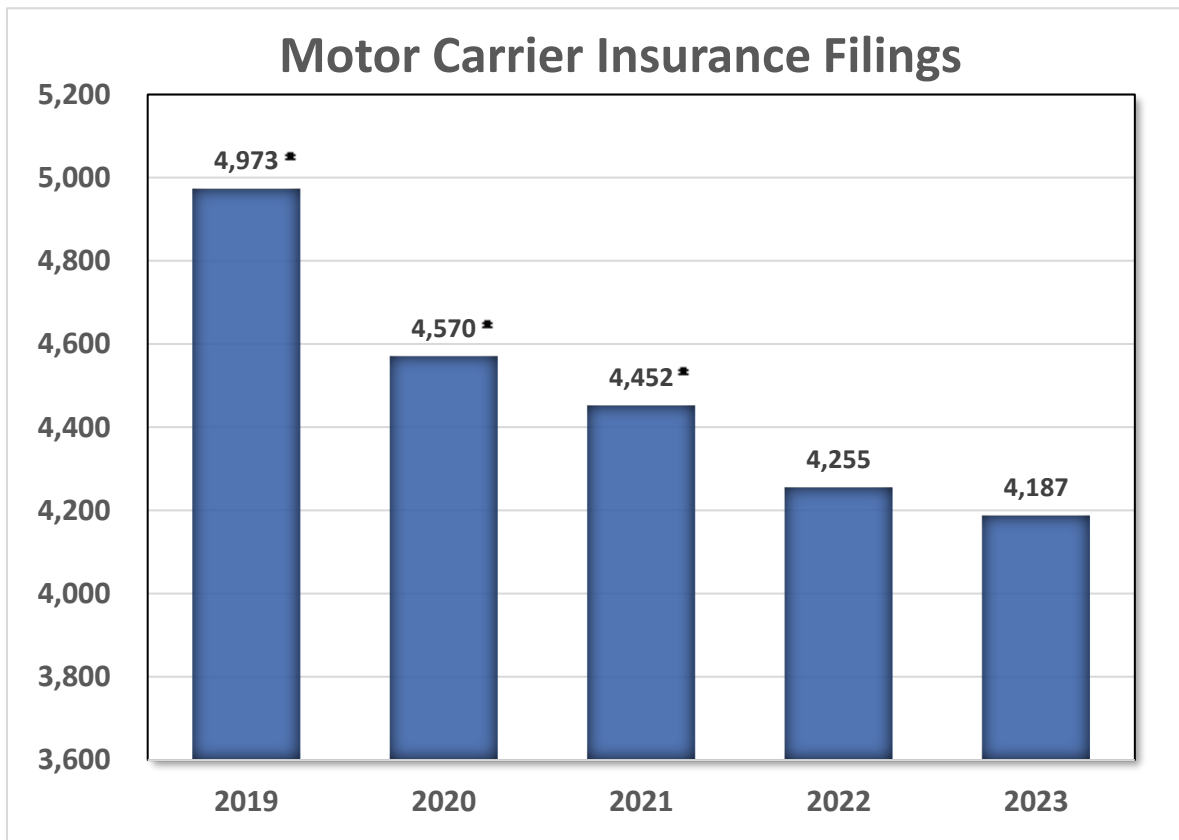
2023 Facts and Figures

Motor Carrier Insurance

All intrastate carriers of passengers or property for-hire rental companies, owners of all buses, human service vehicles, driver education vehicles, and dealer demo vehicles (demonstrated with a load) are required to file proof of insurance before operating in Wisconsin.

Bureau of Vehicle Services
Motor Carrier Services Section
Motor Carrier Registration Unit
Hotline: (608) 266-9900
Email: irp-ifta@dot.wi.gov

Arnold Kriebs, Supervisor
Email: arnold.kriebs@dot.wi.gov



Source: CATS Database

Note: Insurance filings for years 2019, 2020, and 2021 have been adjusted to reflect corrected numbers.

2023 Facts and Figures

Motor Carrier Unified Carrier Registration

The Unified Carrier Registration (UCR) collects fee to be used to be for motor carrier safety and enforcement program. The UCR applies to more business operations. Fees are lower and vary by the number of vehicles operated intrastate by the covered businesses.

Motor Carrier Insurance

Bureau of Vehicle Services

Motor Carrier Services Section

Motor Carrier Registration Unit

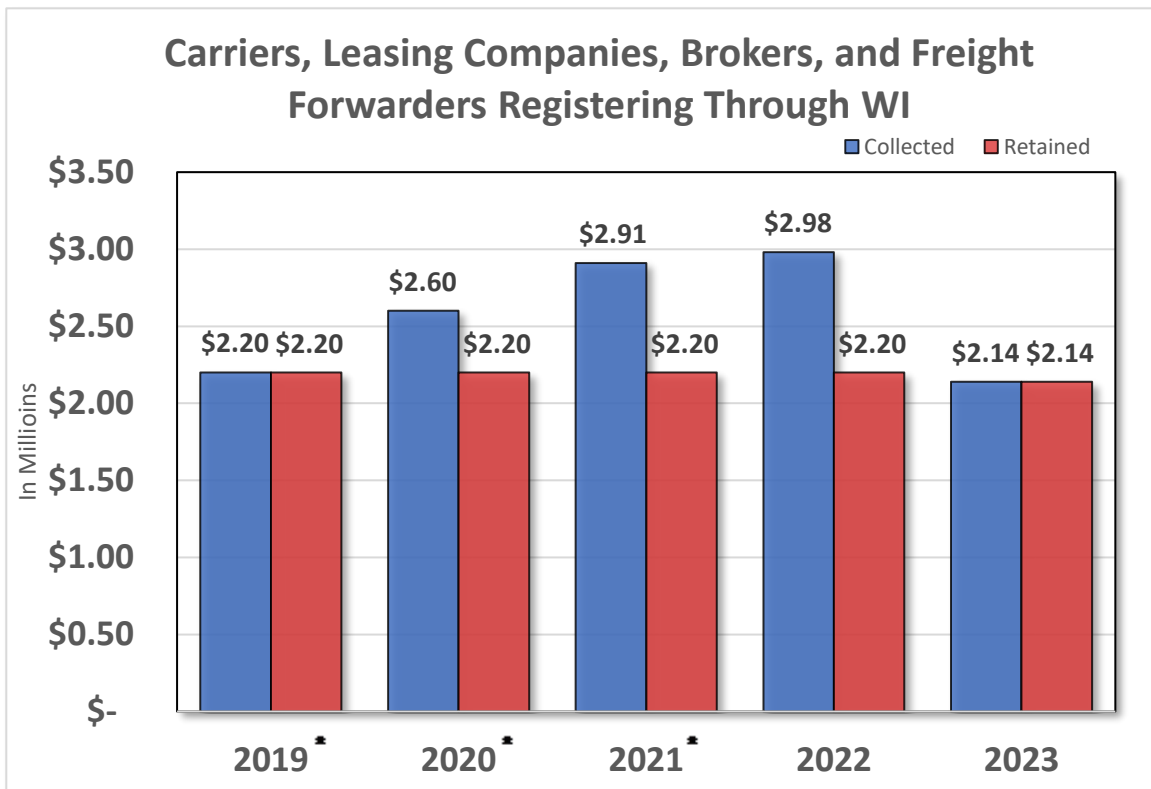
Hotline: (608) 266-9900

Email: irp-ifta@dot.wi.gov

Arnold Kriebs, Supervisor

Phone: (608) 471-5611

Email: arnold.kriebs@dot.wi.gov



Source: Bureau of Vehicles Services, Motor Carrier Services Section

Note: UCR fees collected continue to accrue for 2 years after registration year. Numbers subject to change. Fees collected reflect amount collected up to report generation.

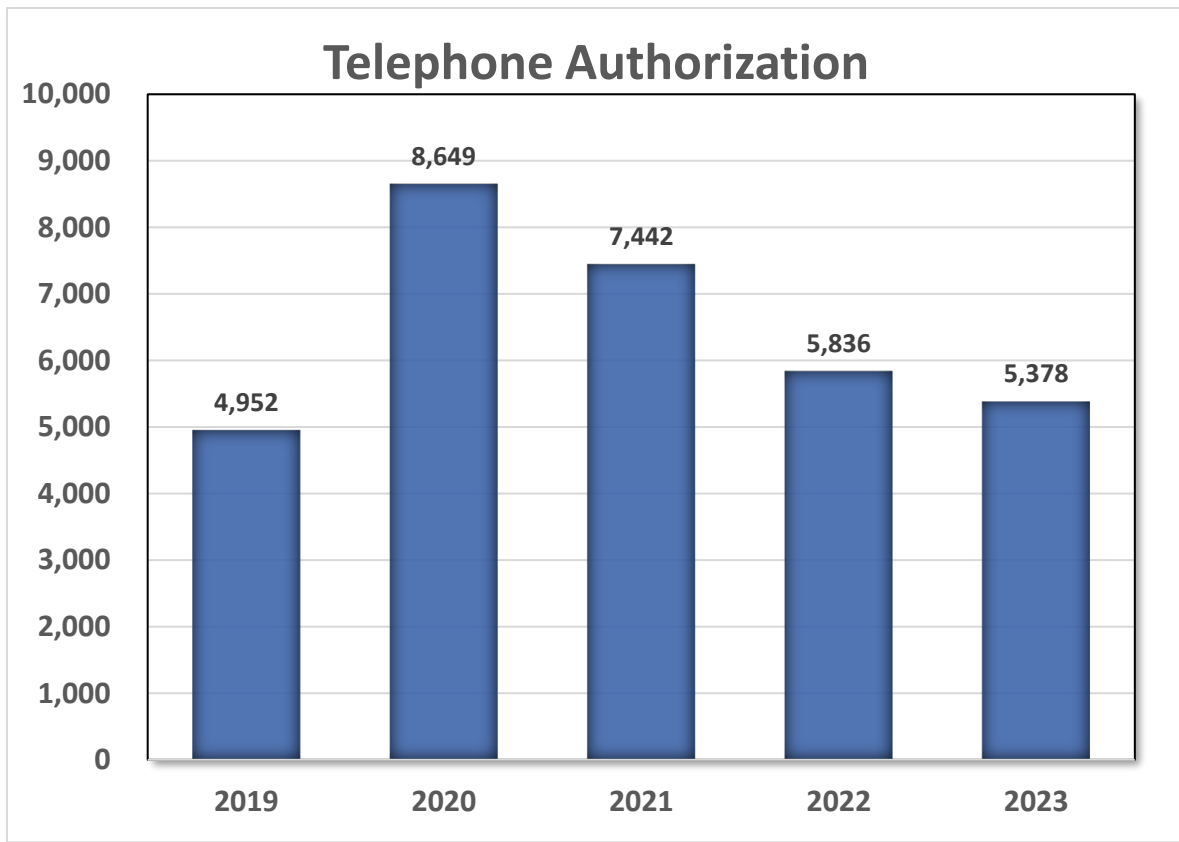
***Note:** UCR fees for years 2019, 2020, and 2021 have been adjusted to reflect corrected numbers.

2023 Facts and Figures

Telephone Authorization

Telephone Authorization (TA) is a 24-hour call-in service allowing operation of gross weight vehicles registered under consecutive monthly or quarterly registration for operation in the state of Wisconsin. This allows immediate operation of the vehicle after calling for authorization without having proof of current registration displayed.

Bureau of Vehicle Services
Title and Registration Processing Section
Vehicle Registration and Titling Unit
Phone: (608) 267-5103



Source: Business Objects Report - TA Authorization Processor Activity (RPT49_TA)

Represents the number of vehicles with Telephone authorization calls; a vehicle may receive several Telephone authorizations in a year.

2023 Facts and Figures

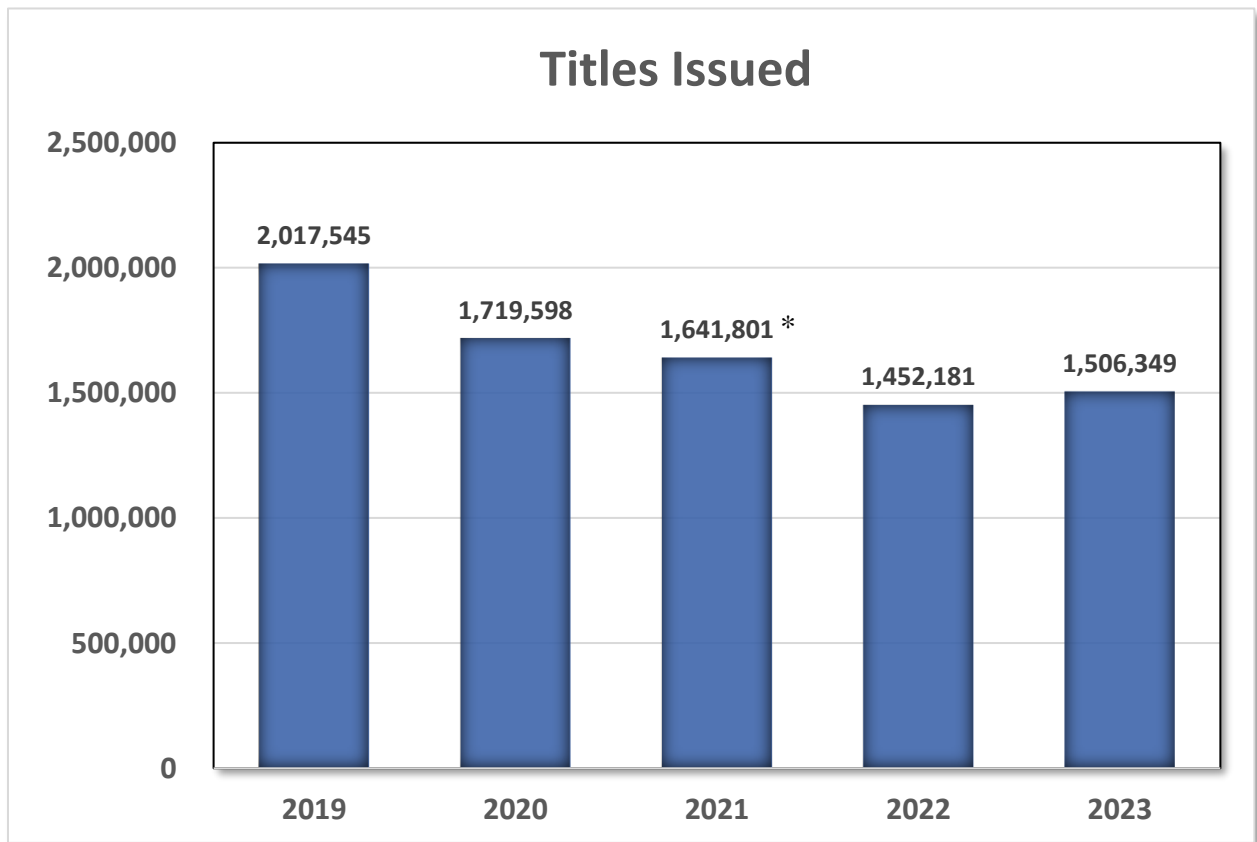
Vehicles

Certificate of Title

A Certificate of Title is evidence of vehicle ownership.

DMV Communications Center
Phone: (608) 264-7447
Email: [Wisconsin DMV email service](#)

Wisconsin Dept of Transportation
P.O. Box 7949
Madison, WI 53707-7949



Source: BVS Title Statistics by Month (From T&R Report)

**Note: The number of Titles issued in 2021 has been adjusted to reflect corrected numbers.*

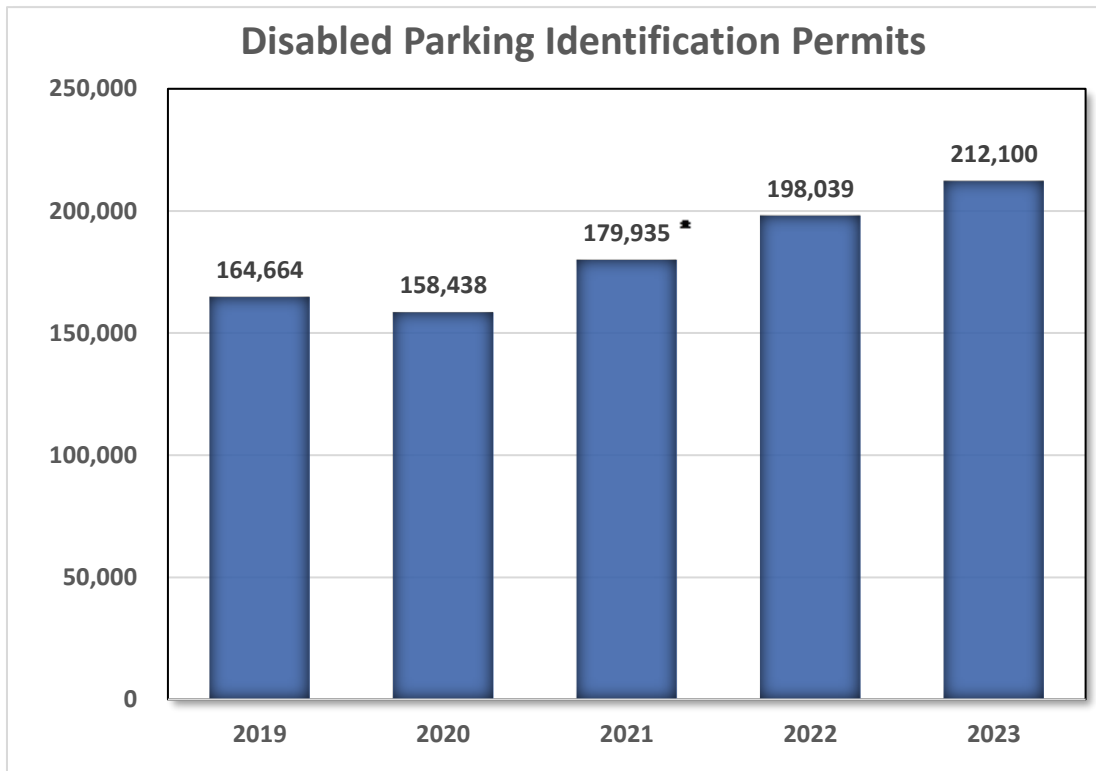
2023 Facts and Figures

Disabled Parking Identification Card

DMV issues Disabled Parking Identification Permits (DIS IDs) to any person certified by an authorized health care specialist as having a disability that limits or impairs their ability to walk.

Bureau of Vehicle Services
Special Plates Unit
Phone: (608) 264-7169
Email: special-plates.dmv@dot.wi.gov

Note: DIS ID permits are available for individuals at all DMV Service Centers. A comprehensive list of those issuing DIS ID permits may be obtained online at <https://wisconsin.gov/Pages/dmv/vehicles/dsblid-prkg/discards.aspx> or by calling (608) 264-7169.



Source: Analysis of disabled ID permits issued (Business Objects Report 51)

**Note: The number of DIS ID permits for 2021 have been adjusted to reflect corrected numbers*

2023 Facts and Figures

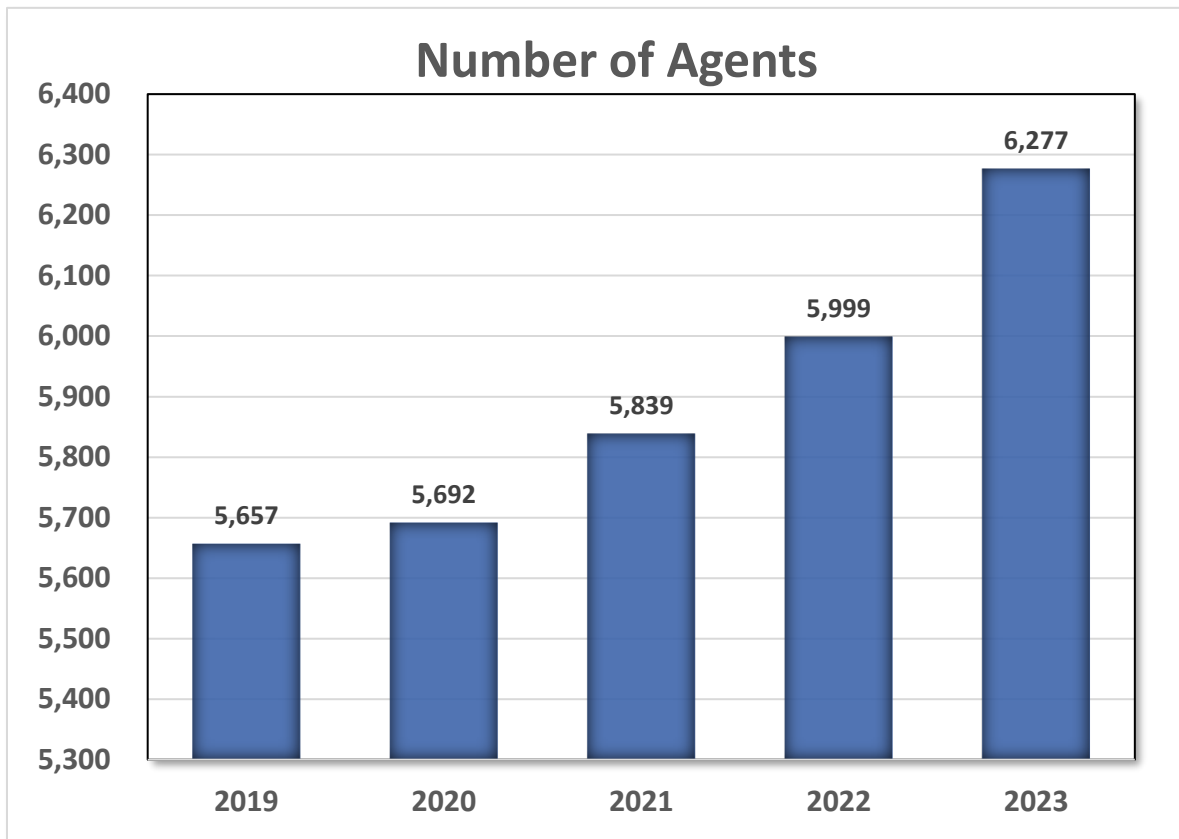
Electronic Title and Registration

The Electronic Title and Registration program allows dealers, financial institutions, fleets, and other approved businesses as DMV agents to complete title and registration transactions for themselves or their customers electronically. The funds for the registration and title are also submitted electronically. The electronic data updates the DMV database directly and eliminates the need for DMV to re-key the application. The paper applications and source documents can either be uploaded electronically or continue to be submitted to DMV separately for audit and imaging purposes.

Bureau of Vehicle Services

Dealer and Agent Section

Email: emvpartner@dot.wi.gov



Source: Dealer and Agent Section

2023 Facts and Figures

Heavy Vehicle Registration & Titling

Heavy vehicle registration and titling is the titling and registration of non-autos: trucks (10,000 lbs. and over), tractors, buses, motor homes and trailers, except for those vehicles apportioned under the International Registration Plan (IRP).

DMV Communication Center

Email: [Wisconsin DMV email service](#)

Phone: (608) 266-7447

Involuntary Transfer

An involuntary transfer of a motor vehicle is a transfer of ownership due to legal action or something other than a voluntary transfer.

DMV Communication Center

Email: [Wisconsin DMV email service](#)

Phone: (608) 266-7447

2023 Facts and Figures

License Plates Issued

Plate Type	2019	2020	2021	2022	2023
4H Foundation	77	41	45	31	21
Amateur Radio	120	106	96	95	148
Antique	103	83	84	84	88
Apportioned Power	15,467	13,890	14,330	15,190	15,177
Auto	585,433	498,541	562,460	524,661	817,704*
Autocycle	NA	657	228	240	260
Boy Scouts	93	85	80	49	54
Bus	1,521	1,217	1,148	919	1,500
Celebrate Children Foundation	57	112	119	109	106
Children's Hospital of Wisconsin	186	166	251	118	104
Choose Life	435	504	541	270	218
Civilian Group**	75	61	62	57	78
Collector	13,715	11,982	13,052	14,329	14,117
Collector Special	170	267	260	132	245
Cure Childhood Cancer	129	179	153	118	78
Dealer	8,582	1,064	10,147	5,829	5,934
Dealer Annual and Transporter	7,762	6,022	7,497	6,651	7,230
Disabled	6,489	3,660	4,929	5,426	6,471
Disabled Veteran	513	427	460	522	649
Donate Life	163	170	162	129	121
Ducks Unlimited	107	309	388	244	157
Elk Foundation	79	168	221	123	90
EMS (red design)	170	197	176	171	218
Endangered Resources (Badger/Eagle design)	1,100	1,259	1,478	839	907
Endangered Resources (Wolf design)	486	794	1,076	836	450
Ex-POW	2	1	2	3	2
Farm Trailer	1,904	1,815	2,328	2,133	2,051
Farm Truck	4,995	5,359	5,546	6,050	5,684
Firefighter (red design)	679	553	593	496	581
Firefighter (white design)	299	171	224	230	438
Fleet	NA	NA	NA	1,077	11,048
Gold Star Family	37	36	34	24	44
Green Bay Packers	1,212	1,756	2,016	1,283	1,198
Harley-Davidson Share the Road	648	948	1,144	794	663
Heavy Farm Truck	794	734	871	858	771

2023 Facts and Figures

Plate Type	2019	2020	2021	2022	2023
Heavy Trailer	25,709	23,801	29,119	27,375	27,320
Heavy Truck	26,281	24,755	27,583	26,839	29,300
Historic Military Vehicle	46	57	49	51	71
Hobbyist	1,932	1,894	2,138	2,036	1,997
Human Service Vehicle	98	88	66	19	82
Ice Age Trail	NA	NA	NA	NA	1,530
In God We Trust	726	1,796	2,172	1,206	778
Junior Golf	62	153	182	258	149
Keeping the Lights On	NA	44	390	170	75
Law Enforcement Memorial	327	338	384	277	235
Light Trailer	812	695	1,309	933	1,129
Light Truck	158,172	152,170	153,567	141,287	184,770*
Lions Foundation	20	20	29	23	28
Low Speed Vehicle	71	67	98	290	316
Marquette University	153	200	201	154	156
Medical College of Wisconsin	77	30	33	39	22
Military Group	2,588	2,329	2,306	2,232	2,766
Milwaukee Brewers (Ball & Glove Logo)	859	1,125	1,350	926	764
Milwaukee Brewers ('M' Logo)	747	600	581	341	260
Milwaukee Bucks	771	1,051	1,399	1,027	703
Moped	2,971	2,735	3,022	3,154	2,676
Motor Home	4,019	4,079	4,969	4,131	4,089
Motorcycle	33,685	33,868	37,660	38,405	34,827
Municipal	2,986	2,847	2,782	2,569	3,379
Municipal Cycle	8	14	6	5	12
Musky Clubs Alliance	232	179	162	92	87
National Guard	13	22	15	12	27
Nurses Change Lives	219	299	349	206	182
Official	678	734	717	618	924
Operating Engineers Local 139	NA	25	268	103	82
Road America	NA	NA	2,699	8,709	10,838
RV Trailer	16,918	17,488	20,728	17,108	15,622
Semi-Trailer	18,545	15,562	16,918	17,679	16,831
Special "X"	119	84	68	112	83
Special Recognition Group**	35	18	31	27	31
State Owned	226	253	160	84	237
Tractor	2,475	2,046	2,464	2,359	2,773
Trout Unlimited	62	146	252	155	124
University Group	860	980	1,140	914	997
Versiti	NA	NA	42	93	150

2023 Facts and Figures

Plate Type	2019	2020	2021	2022	2023
Veteran's Motorcycle	184	249	164	222	182
Whitetails Unlimited	252	546	661	391	267
Wisconsin Salutes Veterans	270	646	881	424	236
Wisconsin Women's Health Foundation	34	50	94	53	30
Total Metal Plates	957,844	847,417	951,409	893,228	1,241,742
Temporary Plates	270,849	331,144	407,790	265,963	286,837
Total All Plates	1,228,693***	1,178,561***	1,359,199	1,159,191	1,528,579

* Increased volumes for Auto and Light Truck plates seen in 2023 due to plate reissuance program

** Civilian Group includes: EMS (white design), Civil Air Patrol and Rescue squad member

**Special Recognition Group includes: Freemasons and Lao Veterans

Source: File analysis Report 62 and License Plate Issuance Unit's System Issuance Report. Includes license plates issued for first time registrations, base plate renewals, duplicates, and replacements for calendar years 2019 through 2023.

*** Note: The Number of Plates for 2019 and 2020 has been adjusted to reflect corrected numbers.

2023 Facts and Figures

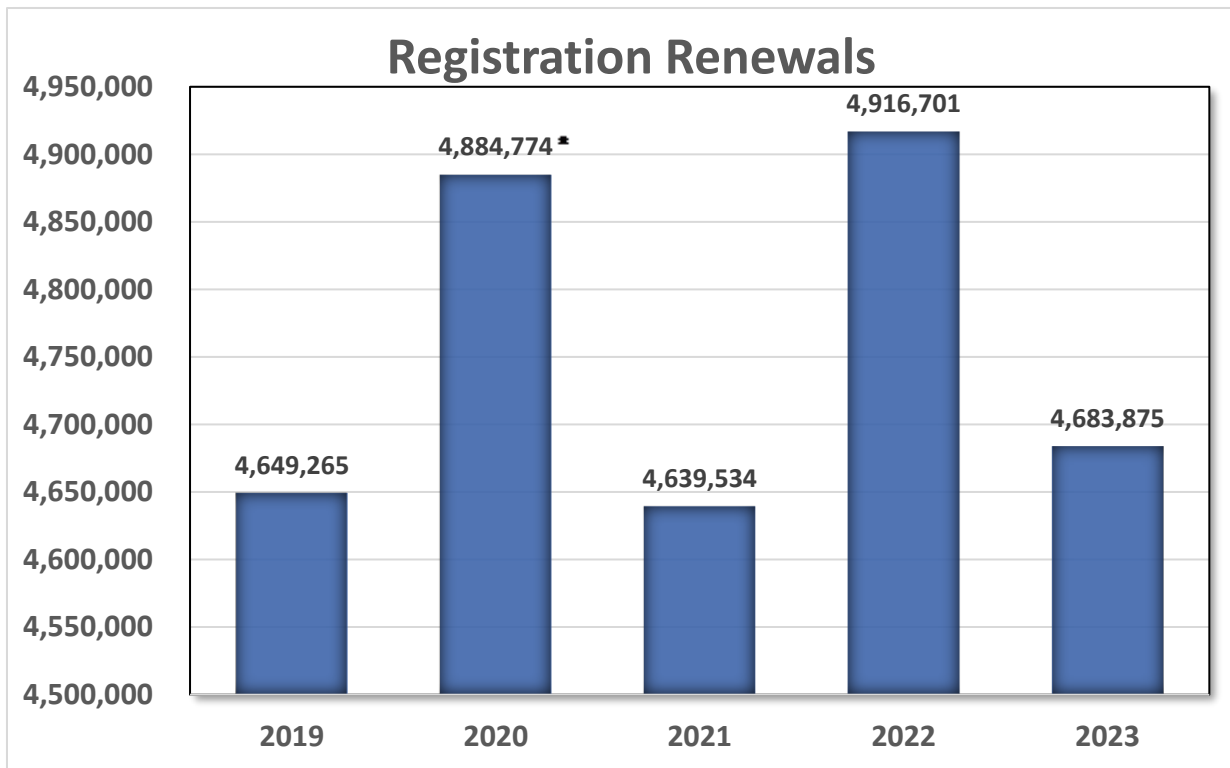
License Plates & Renewal Stickers

License plates are evidence that registration fees have been paid and are a means of identifying a vehicle and tracing ownership.

DMV Communication Center

Email: [Wisconsin DMV email service](#)

Phone: (608) 267-7447



Source: BVS Title Renewal (Monthly T&R) Report

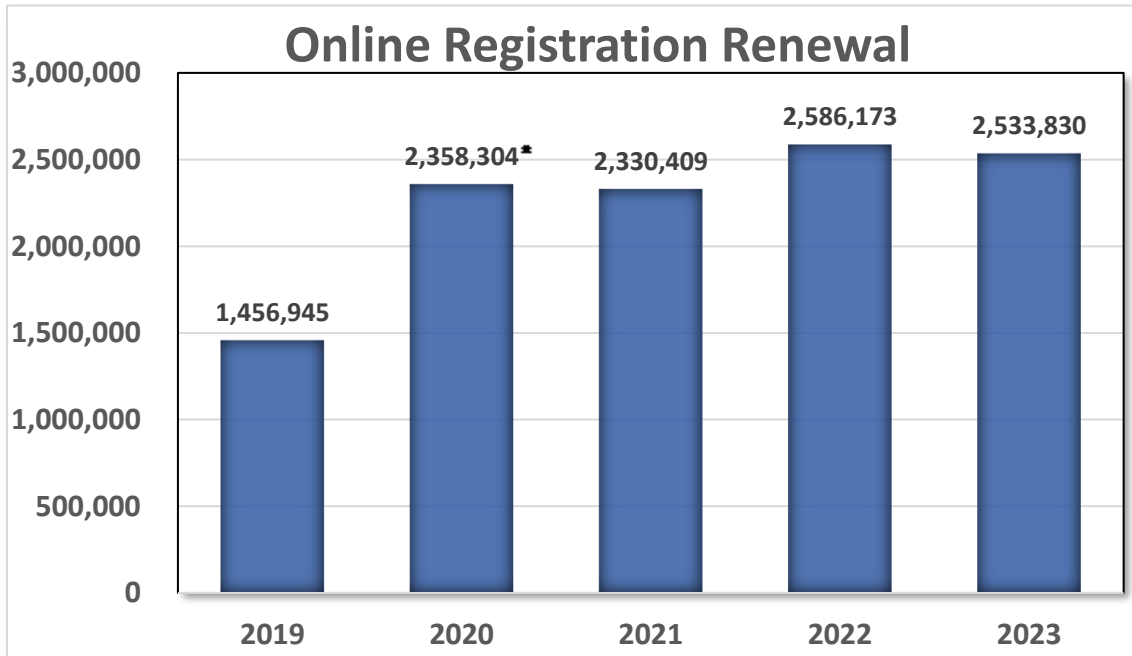
**Note: The number of Registration Renewals for the year 2020 have been adjusted to reflect corrected numbers.*

2023 Facts and Figures

Online Registration Renewal

Online registration renewal is an option available in addition to the traditional mail-in and walk-in methods. Online renewals are available for many license plate types.

DMV Communications Center
Phone: (608) 264-7447
Email: vehiclequestions@dot.wi.gov



Source: BVS Title Renewal (Monthly T&R) Report

**Note: Online Registration Renewal numbers for the year 2020 have been adjusted to reflect correct numbers.*

2023 Facts and Figures

Personalized License Plate

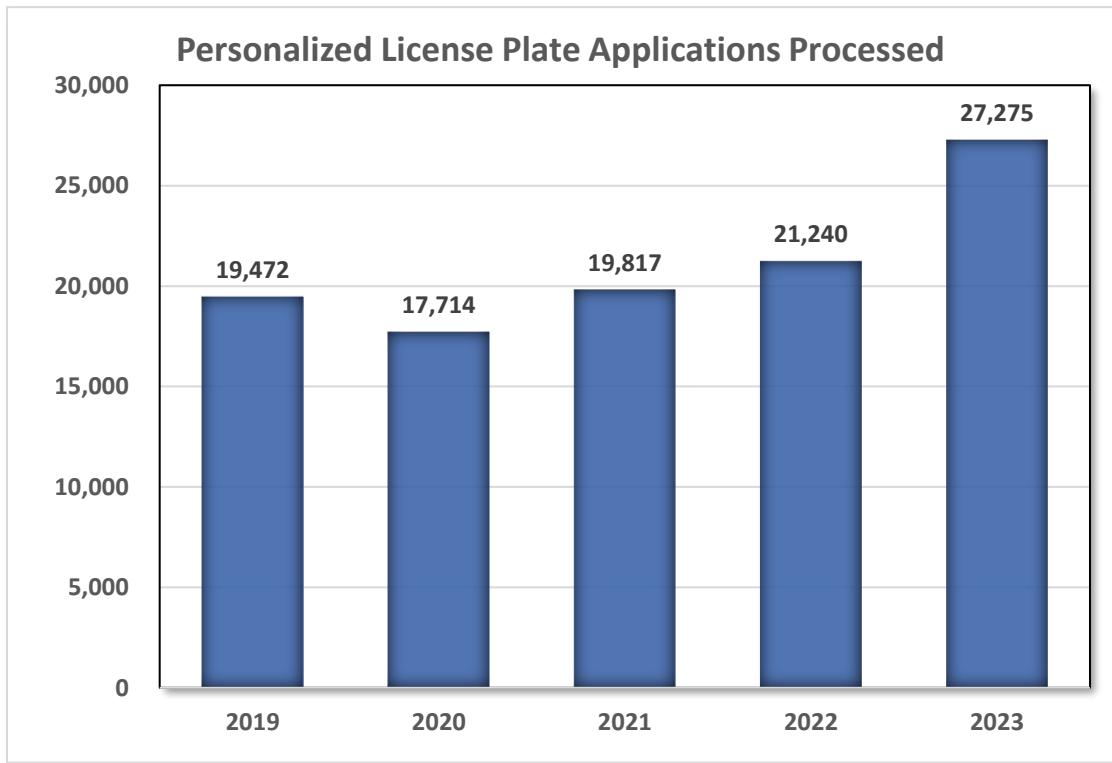
A license plate consisting of requested numbers or letters or both, not exceeding 7 positions and not less than 1 position on regular registration plates, In God We Trust and Wisconsin National Guard, and not exceeding 6 positions and not less than 1 position on special group plates. Disabled and Disabled Veteran plates may also be personalized.

Bureau of Vehicle Services

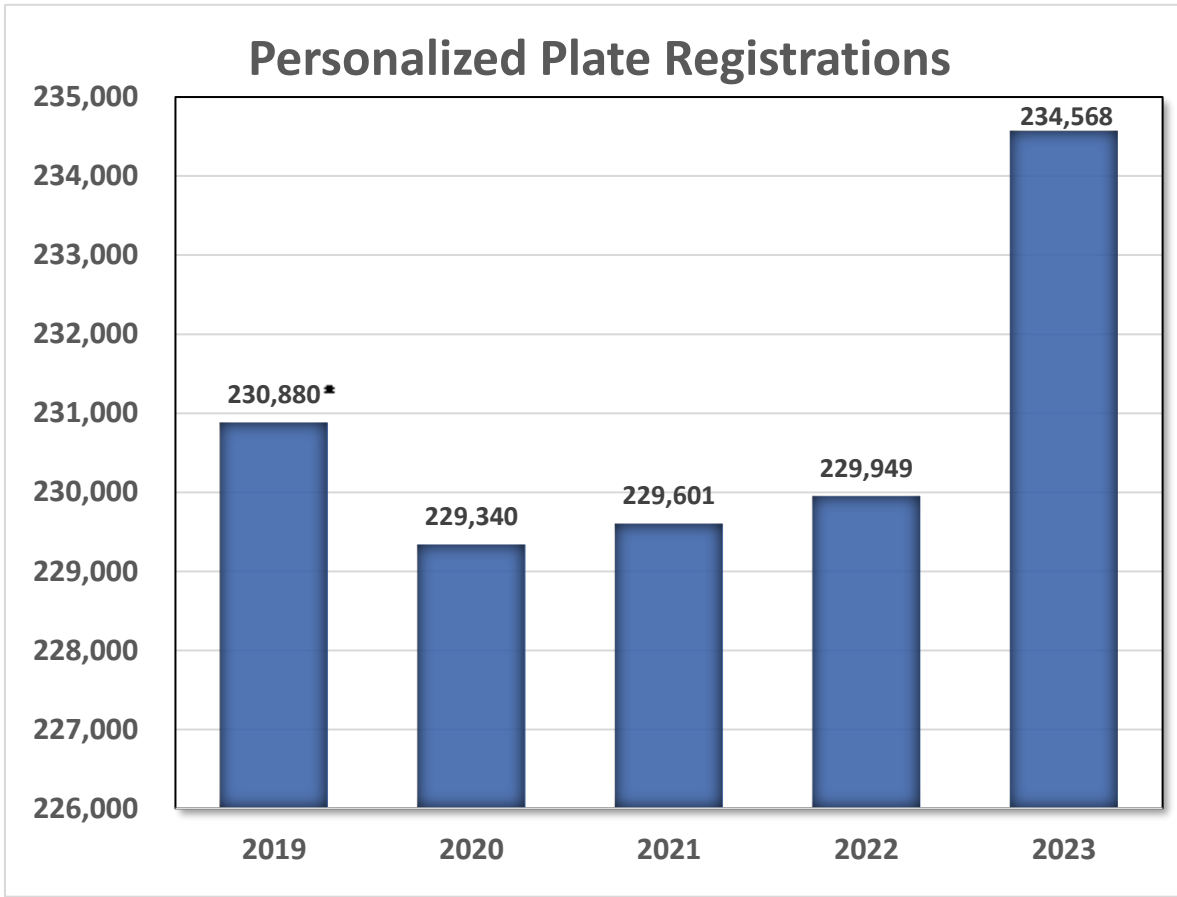
Special Plates Unit

Phone: (608) 266-3041

Email: special-plates.dmv@dot.wi.gov



Source: Weekly Work Report 62



Source: File Analysis Report 29 REG PLT

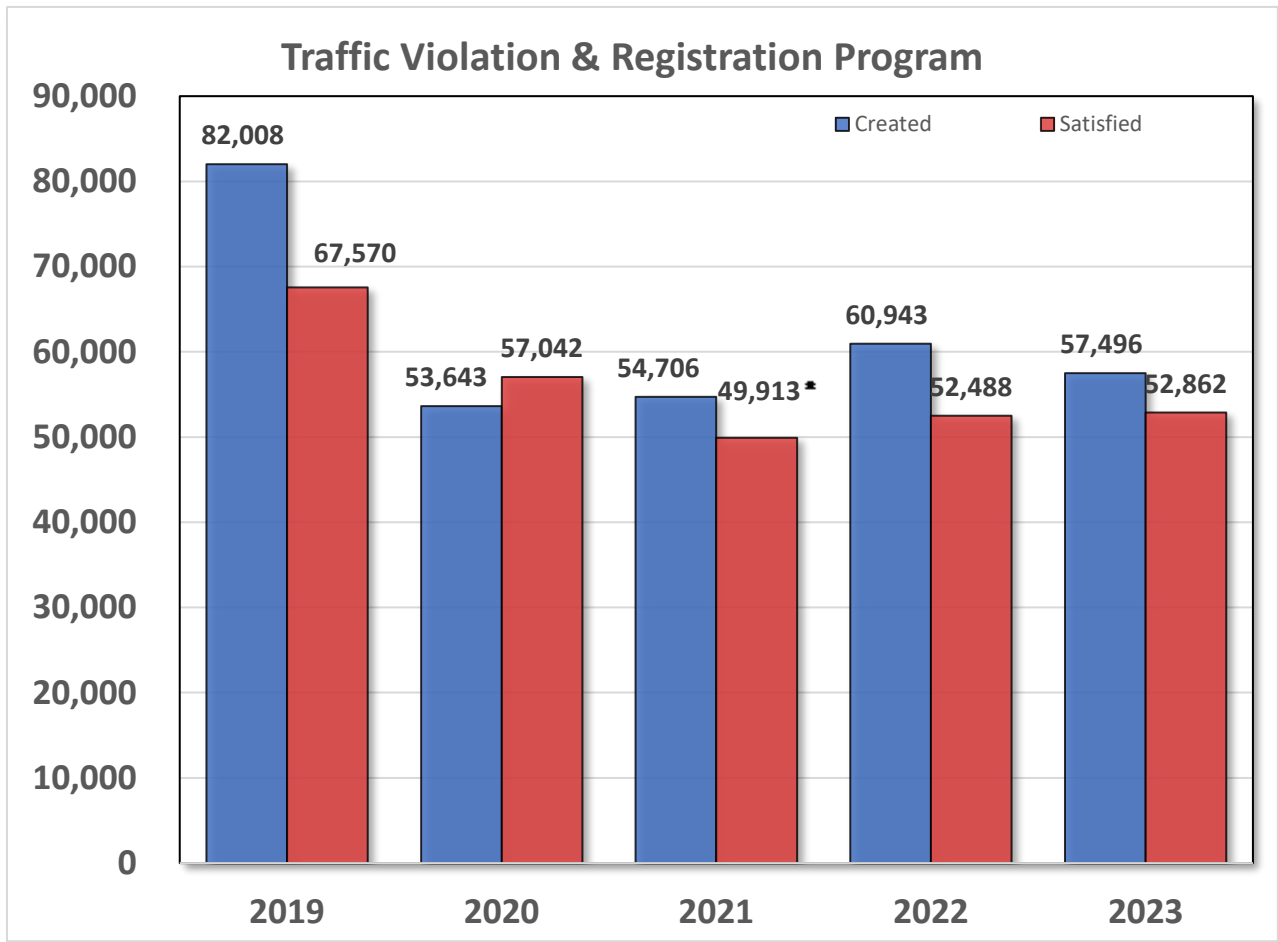
**Note: The number of Personalized Plate Registrations for the year 2019 has been adjusted to reflect corrected numbers.*

2023 Facts and Figures

Traffic Violation & Registration Program (TV&RP)

The Traffic Violation and Registration Program (TV&RP) was created by state law in 1981. Under this program, DMV imposes sanctions for unpaid tickets resulting from unpaid non-moving traffic violations (unpaid parking citations) and/or unpaid towing/storage charges.

Bureau of Vehicle Services
Vehicle Registration and Titling Unit
Phone: (608) 267-9791



Source: TV & RP Unit Work Statistics

**Note: The Number of TV&RP Satisfied has been adjusted to reflect corrected numbers.*

2023 Facts and Figures

Vehicle Emission Inspection Program (I/M)

The federal Clean Air Act spells out air quality standards that all areas of the United States must meet. Motor vehicles are one of the major sources of air pollutants in metropolitan areas. Vehicle exhaust emissions include nitrogen oxide, carbon monoxide, and hydrocarbons. Vehicle testing assures that in-use vehicle emissions are within specified standards.

I/M Customer Service Representatives at
(866) OBD-TEST ((866) 623-8378)
Internet: www.wisconsinvip.org

2023 Facts and Figures

Plate/Registration/Vehicle Type Abbreviations

Abbreviations for License Plate Types

Code	Description	Code	Description
4HF	Wisconsin 4H Foundation	GST	Gold Star Family
ACY	Autocycle	HAR	Harley-Davidson share the road
AMA	Amateur Radio	HCN	Ho-Chunk Nation
AMC	Antique Motorcycle	HEG	Higher Education (UW)
ANT	Antique	HEM	Higher Education (UW-Madison)
APO	Apportioned – Power Unit	HFM	Farm Truck – Heavy
AUT	Automobile	HMC	Hobbyist Motorcycle
BRV	Bad River Band Tribe	HMM	Historic Military Vehicle (motorcycle)
BSA	Scouting Alumni	HMV	Historic Military Vehicle
BUS	Bus	HOB	Hobbyist
CCC	Cure Childhood Cancer	HSV	Human Service Vehicle
CHW	Children’s Hospital of Wisconsin	HTK	Heavy Truck
CLS	Collector Special	ICE	Ice Age Trail
CLW	Choose Life Wisconsin	IGT	In God We Trust
CMC	Collector Motorcycle	KID	Celebrate Children
COL	Collector Vehicle	LCF	Lions Foundation
CVG	Civilian Group (Civil Air Patrol, EMT)	LCO	Lac Courte Oreilles Tribe
CYC	Motorcycle	LDF	Lac du Flambeau Tribe
DIS	Disabled Parking	LEM	Law Enforcement Memorial
DMC	Disabled Motorcycle	LIF	Donate Life
DUK	Ducks Unlimited	LSV	Low Speed Vehicle
DVC	Driver Education Motorcycle	LTK	Light Truck
ELK	Rocky Mountain Elk Foundation	LTL	Light Trailer
EMT	Emergency Medical Tech (Red design)	MBK	Milwaukee Bucks
END	Endangered Resources (Wolf)	MBN	Milwaukee Brewers (“M” logo)
ENG	Operating Engineers Local 139	MBO	Milwaukee Brewers (Ball & Glove logo)
ENN	Endangered Resources (Badger)	MCA	Musky Clubs Alliance of Wisconsin
FFO	Firefighter (Red design)	MCW	Medical College of Wisconsin
FLT	Wisconsin Fleet Plate	MDC	Medal of Honor Motorcycle
FRF	Firefighter (White design)	MDH	Medal of Honor
FRM	Farm Truck	MEN	Menominee Tribe
FTL	Farm Trailer	MGP	Multi-Group (Lao Veteran, Freemason)
GLF	Golf Wisconsin	MLG	Military Group

2023 Facts and Figures

Code	Description
MNC	Municipal Motorcycle
MPD	Moped
MRQ	Marquette University
MTM	Motor Home
MUN	Municipal
NUR	Nurses Change Lives
OFF	Municipal Official
ONI	Oneida Tribe
PAK	Packers
RAM	Elkhart Lakes Road America
RCF	Red Cliff Tribe
RVT	Recreational Vehicle Trailer
SOV	State Owned Vehicle
SPT	Wisconsin Salutes Veterans
SPX	Special X
STL	Semi-Trailer
TMP	Temporary
TOR	Tractor
TPD	Temporary Disabled Motorcycle
TRL	Trailer
TRT	Trout Unlimited
UTL	Keeping The Lights On
VET	Disabled Veteran Parking
VMC	US Veteran Motorcycle
VST	Versiti
WHF	Wisconsin Women's Health Foundation
WNG	Wisconsin National Guard
WSC	Wisconsin State Patrol Motorcycle
WSP	Wisconsin State Patrol
WTU	Whitetails Unlimited
XPW	Ex-Prisoner of War

2023 Facts and Figures

Abbreviations for Registration Types

Code	Description	Code	Description
ACY	Autocycle	LSV	Low-speed vehicle
ANT	Antique	LTK	Light Truck
AUT	Automobile	LTL	Light Trailer
BBX	Bus – Mass Transit Vehicle	MDC	Medal of Honor Motorcycle
BSB	School Bus	MDH	Medal of Honor
BUS	Motor Bus	MPD	Moped
CHT	Charter Bus	MTM	Motor Home
CYC	Motorcycle	RFP	Raw Forest Products
DEV	Driver Education	RTR	Road Tractor
DPF	Dual Purpose Farm	RVT	Recreational Vehicle Trailer
DPV	Dual Purpose Vehicle	SDV	Special Design Vehicle
DRY	Dairy	SPX	Special X
FRM	Farm	SPZ	Special Mobile Equipment – Z
FTL	Farm Trailer	STL	Semi-Trailer
FTR	Farm Tractor	SUX	Special Mobile Equipment – UX
GOV	Government	TMP	Temporary
HFM	Heavy Farm	TOR	Tractor
HMV	Historic Military Vehicle	TRL	Trailer
HSV	Human Service Vehicle	XTL	Transferable Trailer
HTK	Heavy Truck		

Abbreviations for Vehicle Types

Type	Code	Description
Auto	AUTO	Passenger Vehicles
Autocycle	AUCY	Includes Autocycles Only
Motorcycle	CYCL	Includes Moped and Special Design Vehicle
Trailer	TRLR	Includes Camping Trailer, Recreational Vehicle Trailer and Semi-Trailer
Truck	TRUK	Includes Bus, Motor Home, Road Tractor, SUV, Tractor and Van

2023 Facts and Figures

Vehicles Registered by County

County Name	AUCY	AUTO	CYCL	TRLR	TRUK	TOTALS
ADAMS	10	7,961	2,214	3,630	21,713	35,528
ASHLAND	3	3,526	891	2,030	11,680	18,130
BARRON	10	11,926	3,505	7,730	36,973	60,144
BAYFIELD	1	4,098	1,329	2,661	14,706	22,795
BROWN	39	78,905	14,420	35,538	177,048	305,950
BUFFALO	7	4,149	1,199	2,527	11,728	19,610
BURNETT	2	4,512	1,525	2,779	14,865	23,683
CALUMET	15	14,431	3,581	5,370	35,371	58,768
CHIPPEWA	12	17,740	4,846	11,227	49,478	83,303
CLARK	9	8,146	2,122	6,181	25,955	42,413
COLUMBIA	16	17,767	4,200	7,465	42,581	72,029
CRAWFORD	3	4,260	1,141	2,258	12,083	19,745
DANE	53	162,913	20,249	39,252	293,496	515,963
DODGE	29	27,433	6,857	13,786	64,162	112,267
DOOR	5	10,430	3,720	3,471	27,509	45,135
DOUGLAS	4	11,554	2,772	8,199	30,730	53,259
DUNN	13	11,755	2,883	6,361	30,494	51,506
EAU CLAIRE	16	26,919	5,285	11,454	62,133	105,807
FLORENCE		1,346	413	1,067	4,828	7,654
FOND DU LAC	13	30,811	7,209	12,116	71,551	121,700
FOREST	2	2,193	749	1,838	8,814	13,596
GRANT	8	13,053	3,499	7,104	35,232	58,896
GREEN	15	11,116	3,007	4,595	27,729	46,462
GREEN LAKE	3	5,521	1,453	2,948	15,342	25,267
IOWA	6	6,784	1,612	4,259	18,358	31,019
IRON	1	1,516	627	892	6,392	9,428
JACKSON	6	5,325	1,638	7,258	15,904	30,131
JEFFERSON	16	27,803	6,586	8,189	59,519	102,113
JUNEAU	9	7,751	2,312	4,135	21,013	35,220
KENOSHA	27	45,140	9,612	10,561	87,453	152,793
KEWAUNEE	4	6,344	1,951	2,818	16,738	27,855
LA CROSSE	22	31,647	6,078	10,637	70,989	119,373
LAFAYETTE	3	4,677	1,071	7,094	13,808	26,653
LANGLADE	2	4,990	1,488	3,687	16,646	26,813
LINCOLN	4	7,353	2,501	4,945	22,800	37,603
MANITOWOC	15	25,782	7,506	9,817	56,221	99,341
MARATHON	27	36,381	9,101	20,719	95,640	161,868
MARINETTE	5	12,107	3,762	8,487	35,677	60,038
MARQUETTE	5	5,162	1,470	2,306	13,566	22,509
MENOMINEE		527	94	123	1,250	1,994
MILWAUKEE	87	219,483	26,671	56,032	334,674	636,947

2023 Facts and Figures

County Name	AUCY	AUTO	CYCL	TRLR	TRUK	TOTALS
MONROE	8	11,555	3,338	7,716	32,432	55,049
OCONTO	9	11,807	4,017	5,756	33,158	54,747
ONEIDA	9	9,562	3,337	4,772	33,592	51,272
OUTAGAMIE	29	55,302	12,532	20,733	124,540	213,136
OZAUKEE	4	27,057	5,924	4,841	54,385	92,211
PEPIN	2	2,084	586	1,418	6,415	10,505
PIERCE	4	12,020	3,173	6,276	29,492	50,965
POLK	8	13,253	3,670	6,515	36,405	59,851
PORTAGE	8	19,927	3,952	10,168	46,038	80,093
PRICE	5	3,737	1,241	2,613	12,679	20,275
RACINE	33	53,924	11,251	12,247	105,096	182,551
RICHLAND	4	4,758	1,261	2,206	12,578	20,807
ROCK	30	49,399	9,646	15,365	100,257	174,697
RUSK	4	3,702	937	2,567	12,063	19,273
SAUK	15	19,103	4,380	7,308	46,891	77,697
SAWYER	2	3,865	1,155	2,478	15,190	22,690
SHAWANO	6	11,472	3,055	5,718	31,458	51,709
SHEBOYGAN	23	31,760	10,036	11,295	67,767	120,881
ST. CROIX	27	27,194	7,030	11,642	67,435	113,328
TAYLOR	6	4,718	1,537	5,788	16,428	28,477
TREMPEALEAU	4	9,139	2,261	9,361	24,339	45,104
VERNON	4	7,312	1,941	3,359	21,587	34,203
VILAS	3	5,903	2,144	3,303	23,738	35,091
WALWORTH	30	36,684	9,075	11,503	74,779	132,071
WASHBURN		4,126	1,313	2,561	15,161	23,161
WASHINGTON	23	39,343	10,363	13,255	83,977	146,961
WAUKESHA	67	120,002	23,695	26,745	248,767	419,276
WAUPACA	26	15,483	4,281	7,354	39,456	66,600
WAUSHARA	4	7,680	2,259	4,726	21,124	35,793
WINNEBAGO	27	49,456	10,454	18,758	102,469	181,164
WOOD	9	20,520	5,682	19,670	54,077	99,958
UNKNOWN	5	14,494	1,681	21,007	20,406	57,593
	965	1,647,578	350,356	652,570	3,627,028	6,278,497

Source: Business Objects Report - RPT 26 VAL_VEH_REG_TY_CNTY_FL_ANLY_CALYR TAB 3

2023 Facts and Figures

Vehicles Registered by Year

Motor Vehicle Registrations in Wisconsin From 1930 - 2023

Year	Total Registrations	Year	Total Registrations
1930	791,492	1998	4,449,217
1935	771,499	1999	4,713,643
1940	921,149	2000	4,798,056
1945	860,031	2001	4,946,305
1950	1,226,683	2002	5,038,541
1955	1,416,425	2003	5,160,673
1960	1,658,520	2004	5,278,402
1965	1,933,266	2005	5,371,800
1970	2,350,154	2006	5,326,693
1975	2,815,109	2007	5,455,985
1980	3,103,784	2008	5,402,565
1981	3,284,746	2009	5,539,105
1982	3,225,611	2010	5,482,518
1983	3,405,671	2011	5,526,798
1984	3,493,737	2012	5,569,097
1985	3,418,789	2013	5,585,489
1986	3,613,124	2014	5,695,648
1987	3,696,348	2015	5,819,875
1988	3,764,880	2016	5,871,302
1989	3,839,647	2017	6,019,215
1990	3,907,343	2018	6,069,090
1991	3,982,901	2019	6,193,601
1992	4,018,786	2020	6,502,339
1993	4,129,519	2021	6,144,327
1994	4,172,462	2022	6,174,238
1995	4,268,619	2023	6,278,497
1996	4,241,260		
1997	4,503,904		

Sources: 1930-1975: State of Wisconsin Blue Books; 1980-2004: BVS statistical files;
2005-Present: Analysis of current non-expiring vehicles (Business Objects Report 26)