

SMX-LL5 LED ROADWAY LIGHTING

Project Name:

Date:

Project Number:

Note:

53 WiE - 105 WiE COBRA HEAD

150W - 250W HPS EQUIVALENT

CLICK TO
OTHER SIZES



Features

HPS EQUIVALENT

150W HPS to 250W HPS

CONSTRUCTION

Die cast aluminum housing ASTM A380 (default) & A360 (optional)
 Tool-less entry/access
 Terminal block for Class 1 connections (6AWG -14AWG)
 Bubble level included
 2-bolt Slip Fitter mounts to 1-5/8" to 2-3/8" O.D. arm
 ANSI C136.31 3G Vibration compliant
 Standard RAL Gray color
 Operating Temperature -40°C to +50°C
 ANSI C136.41 7-pins rotatable receptacle included
 ANSI C136.15 NEMA label included

ELECTRICAL

Input voltage 120-277 VAC & 347-480VAC, 50/60 Hz
 20KV/10KA Surge Protection included
 0-10V dimmable
 IP-66 rated LED driver
 Power Factor > 0.9
 Total Harmonic Distortion (THD) < 15%
 EMC complies with FCC 47 CFR Part 15
 LED driver expected life > 100,000 hours @ 25°C ambient
 ANSI C136.22 labels included
 Optional fuse

FIELD ADJUSTABLE

Optional field wattage/lumen output adjustments

CONTROLS

7-pins receptacle with shorting cap (default)
 7-pins receptacle with photocell
 7-pins receptacle with Smart control node
 Luminaire with No Receptacle

CERTIFICATIONS & COMPLIANCES

UL-1598, suitable for wet location
 DLC V5.1 Premium
 Dark-Sky approved (CCT 3000K and lower)
 ISO 9001
 ANSI C136.3, C136.10, C136.13, C136.15, C136.22, C136.25,
 C136.31, C136.37, C136.41, C78.377, C82.77



APPLICATION

Local, Collector, Arterial Roadways & Intersections

FINISH

Corrosion Resistant Polyester Powder Coating ≥ 2mil Nominal Thickness
 ASTM B117 5,000 Hours Salt Spray Scribe Creepage Rating of 7 per ASTM D1654
 ASTM D523 Coating Gloss Retention Compliant
 ASTM G154 QUV Compliant
 Optional Coastal Finish per AAMA 2604
 Standard RAL Gray Color
 Optional Black, Dark Bronze, and White Color

OPTICAL

Standard CCT 2700K, 3000K, 4000K, and 5000K
 Dark-sky approved CCT 3000K and lower
 Optional CCT 2200K and 5700K
 No uplight, U = 0 per IESNA TM-15
 Color Rendering Index (CRI) > 70
 IESNA TYPE II, III, and IV
 IP-66 rated LED light module
 RoHS compliant LEDs
 Photometri performance is tested per IESNA LM-79, LM-63
 LED light engine, L₇₀ > 100,000 hours @ 25°C ambient per LM-80/TM-2
 8,000 to 16,000 Lumens
 145 to 165 Lumens per Watt

TM21 Maintenance per IES TM-21 @ 25°C Calculation

Note: Calculations based on LM-80 (>10,000 hours testing)

Models	60,000 hours	80,000 hours	100,000 hours
53 WiE - 68 WiE	> 96 %	> 96 %	> 94 %
76 WiE - 105 WiE	> 98 %	> 98 %	> 96 %

LIGHT SHIELD

House-side shield
 Left-side shield
 Right-side shield
 Cul-de-sac shield
 Street-side shield

WARRANTY

7-year product warranty, standard
 10-year product warranty, optional

SMX-LL5 LED ROADWAY LIGHTING

Project Name:

Date:

Project Number:

Note:

53 WiE - 105 WiE COBRA HEAD

150W - 250W HPS EQUIVALENT

CLICK TO
OTHER SIZES



Ordering Information

EXAMPLE: SMX-53WiE-HV-LL5-00-4070-T302-P-10-CUL

SMX - 68 WiE - NV/HV - LL5 - 00 - 4070 - T302 - P - 10 - CUL

A
B
C
D
E
F
G
H
I

Wattage		Voltage		Control		CCT / CRI		Distribution	
53	53WiE	NV	120-277VAC	00	7-pin Receptacle & Shorting Cap	2270	2200K / CRI 70	T202	Type II B
55	55WiE	HV	347-480VAC	PH	7-pin Receptacle & Photo Electric	2770	2700K / CRI 70	T212	Type II F
58	58WiE			PH	7-pin Receptacle & Photo Electric	3070	3000K / CRI 70	T302	Type III
62	62WiE			WC	7-pin Receptacle & Wireless Control	4070	4000K / CRI 70	T402	Type IV
68	68WiE			WC	7-pin Receptacle & Wireless Control	5070	5000K / CRI 70		
76	76WiE			NR	No receptacle	5770	5700K / CRI 70		
81	81WiE					TF	Turtle Friendly 590nm		
88	88WiE								
96	96WiE								
102	102WiE								
105	105WiE								

Mounting	Finish	Warranty	Accessories	
P Arm Mount, No Bracket	Blank Gray DB Dark Bronze BK Black WH White X Customize CF Coastal Finish, AAMA 2604	Blank 7-Year Limited Warranty 10 10-Year Limited Warranty	Blank ANSI C136.15 NEMA Label FA Field Adjustment FS Fusing CUL Customized Utility Label P7TL 7-pin Receptacle Toolless type	
Additional mounting brackets on PG 12. Order separately.			Additional shield accessories on PG 12. Order separately.	



SMX-LL5 LED ROADWAY LIGHTING

Project Name:

53 WIE - 105 WIE COBRA HEAD

150W - 250W HPS EQUIVALENT

Date:

Project Number:

Note:

CLICK TO
OTHER SIZES



Performance Data 110-277VAC NV

Models	CCT	T202				T212				T302				T402			
		Watts	Lumen	Efficacy	BUG	Watts	Lumen	Efficacy	BUG	Watts	Lumen	Efficacy	BUG	Watts	Lumen	Efficacy	BUG
53WIE	2700K	53W	8395	157	B2U0G2	54W	8278	155	B2U0G2	54W	8381	155	B2U0G2	54W	7956	146	B1U0G2
	3000K	53W	8421	158	B2U0G2	54W	8379	156	B2U0G2	54W	8460	157	B2U0G2	54W	8101	149	B1U0G2
	4000K/5000K	53W	8846	166	B2U0G2	54W	8850	165	B2U0G2	53W	8949	168	B2U0G2	54W	8468	156	B1U0G2
55WIE	2700K	55W	8538	157	B2U0G2	56W	8610	155	B2U0G2	55W	8564	155	B2U0G2	55W	8110	147	B1U0G2
	3000K	55W	8658	157	B2U0G2	56W	8700	155	B2U0G2	56W	8754	156	B2U0G2	56W	8318	149	B1U0G2
	4000K/5000K	56W	9263	165	B2U0G2	55W	9166	165	B2U0G2	56W	9292	168	B2U0G2	55W	8640	157	B1U0G2
58WIE	2700K	59W	9181	156	B2U0G2	58W	8999	154	B2U0G2	59W	9052	155	B2U0G2	59W	8598	147	B1U0G2
	3000K	59W	9215	156	B2U0G2	58W	9049	155	B2U0G2	58W	9110	156	B2U0G2	59W	8735	149	B1U0G2
	4000K/5000K	58W	9585	165	B2U0G2	58W	9647	166	B2U0G2	59W	9814	167	B2U0G2	58W	9129	157	B1U0G2
62WIE	2700K	62W	9636	155	B2U0G2	63W	9662	153	B2U0G2	63W	9669	154	B2U0G2	63W	9181	146	B1U0G2
	3000K	63W	9772	155	B2U0G2	63W	9720	154	B2U0G2	63W	9746	156	B2U0G2	63W	9248	148	B1U0G2
	4000K/5000K	62W	10246	165	B2U0G2	62W	10302	165	B2U0G2	62W	10359	167	B2U0G2	60W	9270	154	B1U0G2
68WIE	2700K	69W	10562	154	B3U0G3	68W	10399	152	B2U0G2	69W	10436	152	B2U0G2	69W	9883	144	B1U0G3
	3000K	69W	10614	154	B3U0G3	68W	10432	153	B2U0G2	69W	10659	154	B2U0G2	69W	9994	146	B1U0G3
	4000K/5000K	69W	11195	163	B3U0G3	68W	11125	164	B2U0G2	68W	11234	165	B2U0G2	68W	10472	154	B1U0G3
76WIE	2700K	76W	11669	153	B3U0G3	76W	11266	148	B2U0G2	76W	11196	148	B2U0G2	76W	11019	145	B2U0G3
	3000K	76W	11738	154	B3U0G3	76W	11507	151	B2U0G2	76W	11419	150	B2U0G2	77W	11271	146	B2U0G3
	4000K/5000K	76W	12326	163	B3U0G3	76W	12385	163	B2U0G2	74W	12197	164	B2U0G2	77W	11840	153	B2U0G3
81WIE	2700K	83W	12583	152	B3U0G3	83W	12132	147	B2U0G2	81W	12028	148	B2U0G2	81W	11706	144	B2U0G3
	3000K	82W	12651	154	B3U0G3	82W	12338	151	B2U0G2	81W	12191	150	B2U0G2	82W	11930	145	B2U0G3
	4000K/5000K	82W	13245	161	B3U0G3	81W	13213	163	B2U0G2	81W	13294	164	B3U0G3	82W	12593	154	B2U0G3
88WIE	2700K	89W	13479	151	B3U0G3	88W	12904	146	B2U0G2	89W	13130	147	B3U0G3	88W	12626	143	B2U0G3
	3000K	89W	13536	153	B3U0G3	89W	13270	150	B2U0G2	89W	13196	149	B3U0G3	89W	12759	144	B2U0G3
	4000K/5000K	89W	14308	160	B3U0G3	87W	13982	160	B2U0G2	90W	14694	164	B3U0G3	88W	13383	153	B2U0G3
96WIE	2700K	96W	14362	150	B3U0G3	96W	13955	145	B3U0G3	96W	14269	149	B3U0G3	96W	13585	141	B2U0G3
	3000K	97W	14754	152	B3U0G3	96W	14351	149	B3U0G3	95W	14351	151	B3U0G3	97W	13785	142	B2U0G3
	4000K/5000K	97W	15389	160	B3U0G3	96W	15362	160	B3U0G3	96W	15658	163	B3U0G3	97W	14626	151	B2U0G3
102WIE	2700K	102W	15229	149	B3U0G3	103W	14816	144	B3U0G3	102W	15119	148	B3U0G3	101W	14241	140	B2U0G3
	3000K	102W	15345	151	B3U0G3	102W	15117	148	B3U0G3	102W	15194	150	B3U0G3	103W	14509	141	B2U0G3
	4000K/5000K	102W	16126	159	B3U0G3	102W	16321	159	B3U0G3	103W	16632	162	B3U0G3	103W	15411	150	B2U0G3
105WIE	2700K	106W	15801	149	B3U0G3	106W	15226	144	B3U0G3	106W	15630	147	B3U0G3	105W	14713	140	B2U0G3
	3000K	106W	15932	151	B3U0G3	105W	15501	147	B3U0G3	106W	15796	149	B3U0G3	105W	14828	141	B2U0G3
	4000K/5000K	106W	16688	158	B3U0G3	105W	16637	159	B3U0G3	105W	16955	162	B3U0G3	105W	15723	149	B2U0G3



SMX-LL5 LED ROADWAY LIGHTING

Project Name:

53 WiE - 105 WiE COBRA HEAD

150W - 250W HPS EQUIVALENT

Date:

Project Number:

Note:

CLICK TO
OTHER SIZES



Performance Data 347-480VAC HV

Models	CCT	T202				T212				T302				T402			
		Watts	Lumen	Efficacy	BUG	Watts	Lumen	Efficacy	BUG	Watts	Lumen	Efficacy	BUG	Watts	Lumen	Efficacy	BUG
53WiE	2700K	53W	8320	156	B2U0G2	54W	8283	154	B2U0G2	53W	8363	157	B2U0G2	53W	7924	150	B1U0G2
	3000K	54W	8445	158	B2U0G2	53W	8318	156	B2U0G2	53W	8402	159	B2U0G2	53W	8013	150	B1U0G2
	4000K/5000K	54W	8916	164	B2U0G2	52W	8760	168	B2U0G2	53W	9011	171	B2U0G2	53W	8389	158	B1U0G2
55WiE	2700K	55W	8531	154	B2U0G2	55W	8569	155	B2U0G2	56W	8689	156	B2U0G2	55W	8200	148	B1U0G2
	3000K	55W	8604	156	B2U0G2	56W	8640	156	B2U0G2	56W	8744	158	B2U0G2	55W	8210	149	B1U0G2
	4000K/5000K	56W	9240	166	B2U0G2	55W	9142	167	B2U0G2	55W	9399	170	B2U0G2	56W	8724	157	B1U0G2
58WiE	2700K	59W	9022	154	B2U0G2	57W	8919	155	B2U0G2	58W	9003	156	B2U0G2	58W	8553	148	B1U0G2
	3000K	59W	9132	155	B2U0G2	58W	8964	154	B2U0G2	58W	9116	158	B2U0G2	58W	8624	149	B1U0G2
	4000K/5000K	58W	9659	166	B2U0G2	58W	9708	167	B2U0G2	59W	9958	170	B2U0G2	58W	9162	158	B1U0G2
62WiE	2700K	62W	9496	153	B2U0G2	63W	9585	153	B2U0G2	62W	9666	155	B2U0G2	63W	9191	147	B1U0G2
	3000K	62W	9649	155	B2U0G2	62W	9610	155	B2U0G2	62W	9794	157	B2U0G2	63W	9273	148	B1U0G2
	4000K/5000K	62W	10234	166	B2U0G2	63W	10346	164	B2U0G2	61W	10237	169	B2U0G2	61W	9276	154	B1U0G2
68WiE	2700K	69W	10523	152	B3U0G3	68W	10396	153	B2U0G2	67W	10480	155	B2U0G2	69W	10039	147	B1U0G3
	3000K	69W	10600	154	B3U0G3	69W	10492	153	B2U0G2	68W	10725	158	B2U0G2	68W	10107	148	B1U0G3
	4000K/5000K	69W	11278	164	B3U0G3	68W	11119	165	B2U0G2	67W	11324	168	B2U0G2	67W	10371	155	B1U0G3
76WiE	2700K	76W	11638	154	B3U0G3	77W	11623	151	B2U0G2	76W	11427	151	B2U0G2	76W	11084	145	B2U0G3
	3000K	76W	11793	155	B3U0G3	76W	11636	153	B2U0G2	76W	11571	152	B2U0G2	77W	11284	146	B2U0G3
	4000K/5000K	76W	12308	163	B3U0G3	77W	12581	164	B2U0G2	74W	12209	166	B2U0G2	77W	11912	155	B2U0G3
81WiE	2700K	81W	12342	153	B3U0G3	81W	12287	152	B2U0G2	81W	12115	149	B2U0G2	81W	11731	145	B2U0G3
	3000K	82W	12633	154	B3U0G3	82W	12419	153	B2U0G2	81W	12197	151	B2U0G2	81W	11767	146	B2U0G3
	4000K/5000K	81W	13245	164	B3U0G3	81W	13212	164	B2U0G2	81W	13518	168	B3U0G3	82W	12593	155	B2U0G3
88WiE	2700K	89W	13504	152	B3U0G3	89W	13395	151	B2U0G2	88W	13038	149	B3U0G3	88W	12636	144	B2U0G3
	3000K	89W	13602	154	B3U0G3	88W	13397	152	B2U0G2	88W	13308	151	B3U0G3	88W	12730	145	B2U0G3
	4000K/5000K	88W	14331	163	B3U0G3	86W	13870	161	B2U0G2	88W	14668	167	B3U0G3	88W	13462	154	B2U0G3
96WiE	2700K	96W	14570	151	B3U0G3	98W	14600	150	B3U0G3	97W	14494	149	B3U0G3	96W	13699	143	B2U0G3
	3000K	96W	14660	152	B3U0G3	97W	14685	152	B3U0G3	97W	14587	151	B3U0G3	96W	13826	143	B2U0G3
	4000K/5000K	96W	15588	162	B3U0G3	95W	15480	163	B3U0G3	96W	15909	165	B3U0G3	96W	14701	153	B2U0G3
102WiE	2700K	102W	15386	151	B3U0G3	102W	15214	149	B3U0G3	103W	15168	148	B3U0G3	102W	14394	142	B2U0G3
	3000K	102W	15564	152	B3U0G3	102W	15349	151	B3U0G3	103W	15435	150	B3U0G3	102W	14532	143	B2U0G3
	4000K/5000K	101W	16359	161	B3U0G3	102W	16606	162	B3U0G3	102W	16871	165	B3U0G3	102W	15409	152	B2U0G3
105WiE	2700K	106W	15903	150	B3U0G3	105W	15572	149	B3U0G3	105W	15513	148	B3U0G3	105W	14793	141	B2U0G3
	3000K	105W	15940	151	B3U0G3	106W	15860	150	B3U0G3	105W	15717	150	B3U0G3	105W	14865	142	B2U0G3
	4000K/5000K	104W	16787	161	B3U0G3	106W	17012	161	B3U0G3	105W	17216	165	B3U0G3	105W	15921	151	B2U0G3



53 WIE - 105 WIE COBRA HEAD

150W - 250W HPS EQUIVALENT

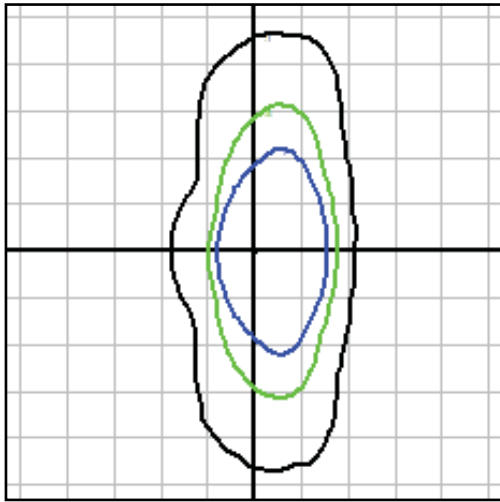
CLICK TO
OTHER SIZES



Photometric Plots

TYPE II B - T202

16,000 lumens, CCT 4000K

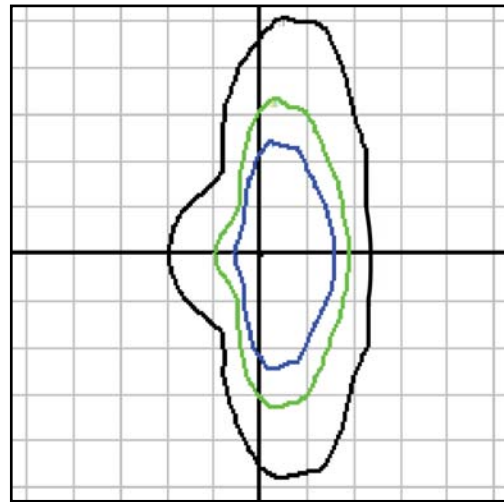


The plot is in units of mounting height of 25'.
Black 0.1 fc Green 0.5 fc Blue 1 fc

TYPE II F - T212

16,000 lumens, CCT 4000K

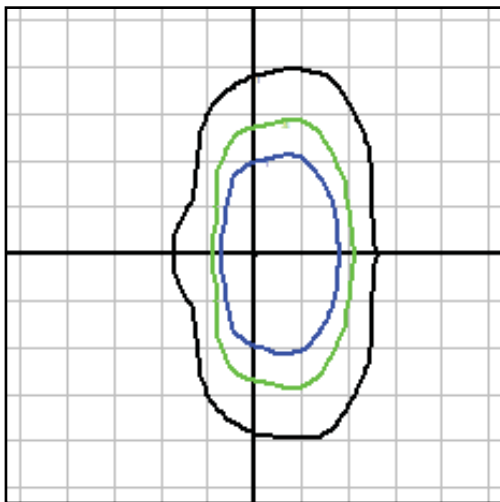
Controlled Backlight



The plot is in units of mounting height of 25'.
Black 0.1 fc Green 0.5 fc Blue 1 fc

TYPE III - T302

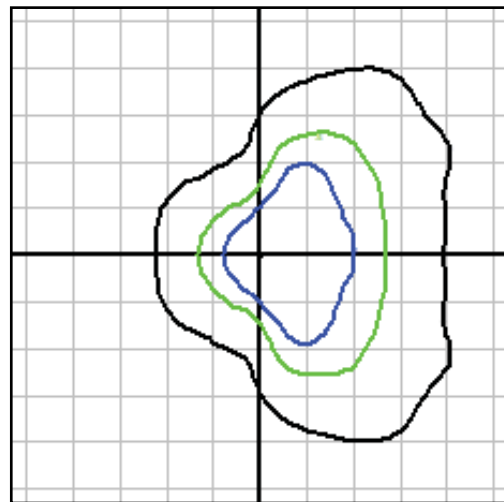
16,000 lumens, CCT 4000K



The plot is in units of mounting height of 25'.
Black 0.1 fc Green 0.5 fc Blue 1 fc

TYPE IV - T402

16,000 lumens, CCT 4000K



The plot is in units of mounting height of 25'.
Black 0.1 fc Green 0.5 fc Blue 1 fc

SMX-LL5 LED ROADWAY LIGHTING

Project Name:

Date:

Project Number:

Note:

53 WIE - 105 WIE COBRA HEAD

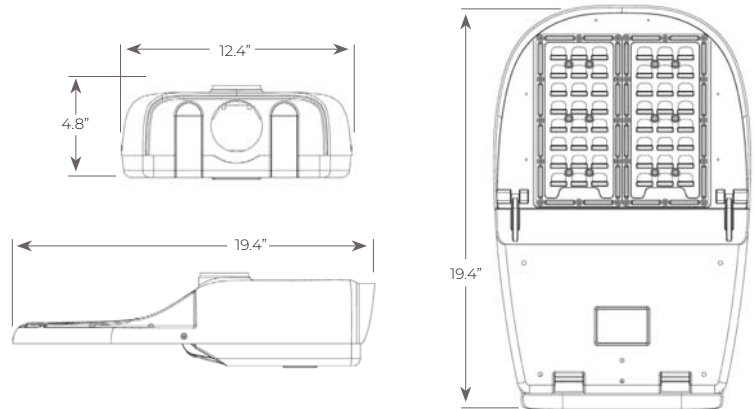
150W - 250W HPS EQUIVALENT

CLICK TO
OTHER SIZES



Product Dimensions

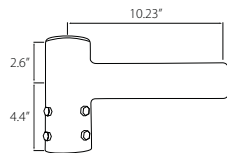
Effective Projected Area (EPA)	0.52 sq. ft.
Luminaire Weight	9 lbs.
Internal Leveling Adjustments	-5°, -2.5°, 0°, +5°, +10°
Mounting	Horizontal Mount Adjustable for 1.25" to 2" Nominal Mounting Pipe



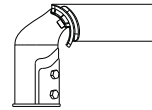
Mounting Bracket Options

ORDERING INFORMATION

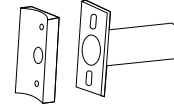
VMSB	Vertical Pole Mount Spoke Bracket Steel, no tilt
VMT	Vertical Pole Mount Fits 2-3/8" OD pole top; Aluminum alloy 0-45° Tilting, 5° Increment, Weight 5 lbs
SAS	Straight Arm for Square poles
SAR	Straight Arm for Round poles
MAS	Mast Arm for Square poles
MAR	Mast Arm for Round poles
AP	Aluminum Plate For 2" Tenon



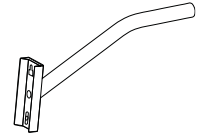
Vertical Pole Mount Spoke Bracket



Vertical Pole Mount



Straight Arm



Mast Arm

Light Shield Options

ORDERING INFORMATION

SSS	Street-side Shield
HSS	House-side Shield
CSS	Cul-de-sac Shield
RSS	Right-side Shield
LSS	Left-side Shield



Street-side Shield



House-side Shield



Cul-de-sac Shield



Right-side Shield



Left-side Shield

Control Options

Shorting Cap
Photocell
Smart Control Node
No Receptacle



Shorting Cap



Photocell



Smart Control Node



No Receptacle

