

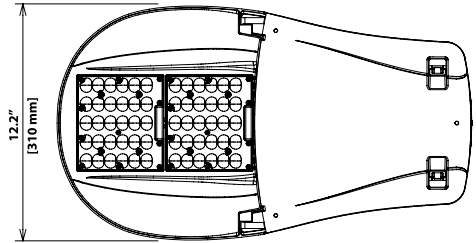
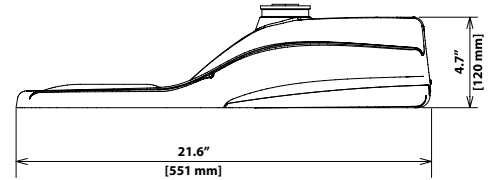
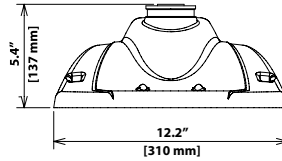
# GreenCobra™ Midsize LED Street Light

## GCM J-Series Specification Data Sheet

Resubmitted 02/21/2023

### Luminaire Data

**Weight** 11 lbs [5.0 kg]  
**EPA** 0.44 ft<sup>2</sup>



### Ordering Information

Sample Catalog No. GCM2-60J-MV-30K-2R-GY-130-PCR7-WL

| Model* | LED Code | Voltage     | Color Temperature | Distribution | Finish <sup>1</sup> | Output Code <sup>2</sup>                        | Options  |
|--------|----------|-------------|-------------------|--------------|---------------------|---|--|
| GCM1*  | 60J      | MV 120-277V | 30K 3000K         | 2R Type 2    | GY Gray             | Refer to Page 3 to select the performance code. | FOC <sup>3</sup> Fixed Output Code   |
| GCM2*  |          | HV 347-480V | 40K 4000K         | 3R Type 3R   | DB Dark Bronze      |   | LPCR Less Photocontrol Receptacle  |
| GCM3*  |          |             | 50K 5000K         | 3F Type 3F   | BK Black            |   | PCR7 <sup>4</sup> ANSI 7-wire Photocontrol Receptacle                      |
| GCM4*  |          |             |                   | 4 Type 4     |                     |   | PCR7-CR <sup>5</sup> Control Ready 7-wire PC Receptacle                    |
|        |          |             |                   | 5 Type 5     |                     |   | MSL3 Motion Sensor, L3 Lens  |
|        |          |             |                   |              |                     |   | MSL7 Motion Sensor, L7 Lens  |
|        |          |             |                   |              |                     |   | WL Utility Wattage Label   |
|        |          |             |                   |              |                     |   | 4B 4-Bolt Mounting Bracket   |
|        |          |             |                   |              |                     |   | RWG Rubber Wildlife Guard  |
|        |          |             |                   |              |                     |   | SWTB Straight Wire Terminal Block  |
|        |          |             |                   |              |                     |   | BBL Bubble Level   |
|        |          |             |                   |              |                     |   | DSC Door Safety Cable  |
|        |          |             |                   |              |                     |   | CF <sup>6</sup> Coastal Paint Finish                                       |
|        |          |             |                   |              |                     |   | SP2 <sup>7</sup> Extreme Surge Protection, 20KV/10KA, Fail-to-on           |
|        |          |             |                   |              |                     |   | LSSP2 <sup>7</sup> Extreme Surge Protection, Fail-to-off, 20kv/10kA Rating |

\* Refer to performance data table on page 3 for specific model with corresponding output code

Notes:

- Gray, Black, and Dark Bronze standard. Consult factory for other finishes. See page 2 for RAL codes of Standard finishes.
- Specified output code is the factory set lumen performance. Refer to performance data table on page 3 of this spec sheet. Field adjustable output selector enables fixture to be changed in the field to adjust light output for local conditions (not available with Fixed Output Code, FOC) or PCR7-CR option. Consult factory if wattage limits require a special drive current.
- Non-field adjustable, fixed output code. Specify required output code. Not available with PCR7-CR option.
- Includes output selector that enables field adjustability of light levels. Includes connectors to allow easy upgrade of wireless dimming via PCR7. Wireless node by others.
- Control-ready wired at factory for wireless node dimming (node by others). Output selector not included in the fixture. Not able to adjust above specified output code.
- Specify the CF Option for coastal installation. See warranty for details.
- Standard surge protection, 10kV/5kA, fail-to-on, meets enhanced surge protection based on ANSI 136.25-2015 3-part test.
- Flush mounted house side shield. Shield cuts light off at 1 mounting height behind luminaire. Gray frame with black louvres.
- Flush mounted cul-de-sac shield. Shield cuts light off at 1 mounting height behind luminaire and 2 times the mounting height on either side of luminaire. Gray frame with black louvres.
- Flush mounted front side shield cuts light off at approximately 1 1/2 mounting height in front of luminaire (street side). Gray frame with black louvres.
- Specify Color (GY, DB, BK). Refer to Leotek web site for specific mounting details and drawings at <https://leotek.com/lighting-library/>
- Specify MV (120-277V) or HV (347V-480V)

### Accessories\*

|                       |  |
|-----------------------|--|
| HSSJGCM <sup>8</sup>  | House Side Shield, Snap-On*                    |
| CSSJGCM <sup>9</sup>  | Cul-De-Sac Side Shield, Snap-On*               |
| FSSJGCM <sup>10</sup> | Front Side Shield, Snap-On*                    |
| SPB <sup>11</sup>     | Square Pole Horizontal Arm Bracket             |
| RPB <sup>11</sup>     | Round Pole Horizontal Arm Bracket              |
| PTB <sup>11</sup>     | Pole Top Tenon Horizontal Arm Bracket          |
| PTB2 <sup>11</sup>    | Pole Top Tenon Horizontal Arm Bracket (2@180°) |
| WB <sup>11</sup>      | Wall Horizontal Arm Bracket                    |
| BSK                   | Bird Deterrent Spider Kit                      |
| LLPC <sup>12</sup>    | Long-Life Twist Lock Photocontrol              |
| SC                    | Twist Lock Shorting Cap                        |

\*Unless specified for field installation, Shields and Shorting Caps are shipped installed. All other options are shipped separately.

**Luminaire Specifications**

**Housing**

Die cast aluminum housing with universal two-bolt slip fitter mounts to 1-1/4" to 2" (1-5/8" to 2-3/8" O.D.) diameter mast arm. One-piece aluminum housing provides passive heat-sinking of the LEDs and has upper surfaces that shed precipitation. Four-bolt mounting bracket (4B option) is available. Mounting provisions meet 3G vibration per ANSI C136.31-2010 Normal Application, Bridge & Overpass by independent test lab. Mounting has leveling adjustment from ± 5° in 2.5° steps. All hardware is stainless steel. Electrical components are accessed without tools via die cast aluminum door with stainless steel quick release latches. Provided standard with removable polycarbonate wild life guard. For additional protection, optional rubber wildlife guard (RWG) which conforms snugly to the mast arm is offered.

**Light Emitting Diodes**

LEDs produce minimum 90% of initial intensity at 60,000 hours of life per IES recommended lumen maintenance life projection based on 6 times the duration of the collected LM-80 data. For details on IESNA Position on LED Product Lifetime Prediction, PS-10-18. LEDs have correlated color temperature of 3000K (30K), 4000K (40K), or 5000K (50K) and 70 CRI minimum. LEDs are ROHS compliant, 100% mercury and lead free.

**Field Adjustability**

LED lumen output can be changed in the field to adjust light output for local conditions (not available with PCR7-CR option). The specified output code will be the factory set output. Field adjustments can be made with the output selector included in the fixture. Field adjustable range shown in performance data table.

**Quality Control**

Every luminaire is performance tested before and after a 2-hour burn-in period. Assembled in the USA.

**Optical Systems**

Micro-lens optical systems produce IESNA Type 2, Type 3, Type 4, or Type 5 distributions and are fully sealed to maintain an IP66 rating. Luminaire produces 0% total lumens above 90° (BUG Rating, U=0). Optional house side shield cuts light off at 1/2 mounting height behind luminaire. Front side shield cuts light off at approximately one mounting height in front of the luminaire (street side). Cul-de-sac shield provides back and side light control for end of cul-de-sac applications. All shields are field installable without tools.

**Electrical**

Rated life of electrical components is 100,000 hours. Uses isolated power supply that is 1-10V dimmable. Power supply is wired with quick-disconnect terminals. EMC meets or exceeds FCC CFR Part 15. Terminal block accommodates 6 to 14 gauge wire. Surge protection complies with IEEE/ANSI C62.41 Category C High, 10kV/5kA and ANSI C136.2-2015, 3-part test.

**Power Supply**

IP66 rated power power supply with high power factor of > 90%. Auto sensing universal AC input from 120 to 277VAC (MV model) and 347 to 480VAC (HV mode) rated for both line to line and line to neutral applications. Maximum THD rating of 20%. Class 1 or Class 2. Built-in overheating protection mechanism will reduce drive current to LEDs and electrical components if the driver experiences unusual internal overheating situation. Built-in short circuit, voltage overload, and current overload protection with automatic recovery after correction.

**Controls**

3-Wire photocontrol receptacle is standard. ANSI C136.41 7-wire (PCR7) photocontrol receptacle is available. All photocontrol receptacles have tool-less rotatable bases. Wireless control module is provided by others.

**Finish**

Housing receives a durable, fade-resistant polyester powder coat finish with 3.0 mil nominal thickness. Standard finish tested to withstand 5000 hours in salt spray exposure per ASTM B117 and Coastal Finish per ASTM G85. Finish meets scribe creepage rating 8 per ASTM D1654. Finish tested 500 hours in UV exposure per ASTM G154 and meets ASTM D523 gloss retention.

**Listings/Ratings/Labels**

Luminaires are UL listed for use in wet locations in the United States and Canada. All electronic components inside of the luminaire are NRTL damp location rated per ANSI 136.37-2011 Ingress Protection standard. International Dark Sky Association listed. Luminaire is qualified to operate at ambient temperatures of -40°C to 40°C. Assembled in the U.S.A

**Photometry**

Luminaires photometrics are tested by certified independent testing laboratories in accordance with IES LM-79 testing procedures.

**Warranty**

10-year limited warranty is standard on luminaire and components. See Leotek.com for warranty details.

**Vandal Resistance**

Housing and optics rated to IK10

**Certification and Compliance**

Luminaire complies with:  
ANSI: C136.2, C136.3, C136.10, C136.13, C136.15, C136.22, C136.31, C136.35, C136.37, C136.41, C62.41, C78.377, C82.77  
Other: FCC 47 CFR, IEC 60598, ROHS II, UL 1449, UL 1598

**Color Specifications**

| Order Code | Color       | RAL # | Pantone Equivalent |
|------------|-------------|-------|--------------------|
| <b>GY</b>  | Gray        | 7040  | 429C               |
| <b>BK</b>  | Black       | 9004  | 426C               |
| <b>DB</b>  | Dark Bronze | 6022  | BLACK 2C           |

**TM21 Lumen Maintenance per IES TM21-11 Calculation**

| Model Number        | 60,000 Hours* | 80,000 Hours | 100,000 Hours |
|---------------------|---------------|--------------|---------------|
| <b>GCM1/2/3 60J</b> | >96%          | >95%         | >94%          |
| <b>GCM4</b>         | >92.4%        | >90.6%       | >88.7%        |

\*Calculation based on IES position statement on Lumen Maintenance Life Projections

**Performance Data: 3000K (30K)**

All data nominal. IES files for all CCTs available at leotek.com.

| Product     | LED Code | Output Code | System Wattage (W) | Delivered Lumens (Lm) <sup>1</sup> | Efficacy (Lm/W) | Field Adjustable Output Range |
|-------------|----------|-------------|--------------------|------------------------------------|-----------------|-------------------------------|
| <b>GCM1</b> | 60J      | 090         | 59                 | 9039                               | 154             | ↕                             |
|             |          | 100         | 65                 | 9940                               | 153             |                               |
|             |          | 110         | 72                 | 10999                              | 153             |                               |
|             |          | 120         | 80                 | 12029                              | 151             |                               |
|             |          | 125         | 85                 | 12604                              | 148             |                               |
| <b>GCM2</b> | 60J      | 130         | 89                 | 13169                              | 148             | ↕                             |
|             |          | 145         | 100                | 14457                              | 145             |                               |
| <b>GCM3</b> | 60J      | 160         | 111                | 15790                              | 142             | ↕                             |
|             |          | 170         | 123                | 17220                              | 140             |                               |
|             |          | 180         | 133                | 17846                              | 134             |                               |
| <b>GCM4</b> | 60J      | 210         | 140                | 21377                              | 153             | ↕                             |
|             |          | 220         | 148                | 22349                              | 151             |                               |
|             |          | 230         | 158                | 23403                              | 148             |                               |
|             |          | 240         | 165                | 24077                              | 146             |                               |

- Notes:
1. Nominal lumens. Normal tolerance ± 10% due to factors including distribution type, LED bin variance, and ambient temperatures.
  2. Maximum LED driver current is 435mA.

**Performance Data: 4000K (40K) and 5000K (50K)**

All data nominal. IES files for all CCTs available at leotek.com.

| Product     | LED Code | Output Code | System Wattage (W) | Delivered Lumens (Lm) <sup>1</sup> | Efficacy (Lm/W) | Field Adjustable Output Range |
|-------------|----------|-------------|--------------------|------------------------------------|-----------------|-------------------------------|
| <b>GCM1</b> | 60J      | 095         | 59                 | 9562                               | 163             | ↕                             |
|             |          | 105         | 65                 | 10525                              | 162             |                               |
|             |          | 115         | 72                 | 11574                              | 161             |                               |
|             |          | 125         | 80                 | 12746                              | 160             |                               |
|             |          | 135         | 85                 | 13402                              | 158             |                               |
| <b>GCM2</b> | 60J      | 140         | 89                 | 13884                              | 156             | ↕                             |
|             |          | 155         | 100                | 15400                              | 154             |                               |
| <b>GCM3</b> | 60J      | 170         | 111                | 16872                              | 152             | ↕                             |
|             |          | 185         | 123                | 18387                              | 149             |                               |
|             |          | 190         | 133                | 19072                              | 143             |                               |
| <b>GCM4</b> | 60J      | 220         | 140                | 21933                              | 157             | ↕                             |
|             |          | 230         | 148                | 22926                              | 155             |                               |
|             |          | 240         | 158                | 24047                              | 152             |                               |
|             |          | 245         | 165                | 24710                              | 150             |                               |

- Notes:
1. Nominal lumens. Normal tolerance ± 10% due to factors including distribution type, LED bin variance, and ambient temperatures.
  2. Maximum LED driver current is 435mA.

**BUG Ratings: 3000K (30K)**

All data nominal. IES files for all CCTs are available at leotek.com.

| Product & LED Code | Output Code | Type 2     | Type 3R    | Type 3F    | Type 4     | Type 5     |
|--------------------|-------------|------------|------------|------------|------------|------------|
|                    |             | BUG Rating | BUG Rating | BUG Rating | BUG Rating | BUG Rating |
| <b>GCM1 60J</b>    | 090         | B2-U0-G2   | B2-U0-G2   | B2-U0-G2   | B2-U0-G2   | B2-U0-G2   |
|                    | 100         | B2-U0-G2   | B2-U0-G2   | B2-U0-G2   | B2-U0-G2   | B3-U0-G2   |
|                    | 110         | B2-U0-G2   | B2-U0-G2   | B2-U0-G2   | B2-U0-G2   | B3-U0-G2   |
|                    | 120         | B3-U0-G2   | B2-U0-G2   | B2-U0-G2   | B2-U0-G2   | B3-U0-G2   |
|                    | 125         | B3-U0-G2   | B2-U0-G2   | B2-U0-G2   | B2-U0-G2   | B2-U0-G2   |
| <b>GCM2 60J</b>    | 130         | B3-U0-G3   | B2-U0-G2   | B2-U0-G2   | B2-U0-G2   | B4-U0-G2   |
|                    | 145         | B3-U0-G3   | B2-U0-G2   | B2-U0-G2   | B2-U0-G2   | B4-U0-G2   |
| <b>GCM3 60J</b>    | 160         | B3-U0-G3   | B3-U0-G3   | B3-U0-G2   | B3-U0-G2   | B4-U0-G2   |
|                    | 170         | B3-U0-G3   | B3-U0-G3   | B3-U0-G2   | B3-U0-G3   | B4-U0-G2   |
|                    | 180         | B3-U0-G3   | B3-U0-G3   | B3-U0-G3   | B3-U0-G3   | B4-U0-G2   |
| <b>GCM4 60J</b>    | 210         | B3-U0-G3   | B3-U0-G3   | B3-U0-G3   | B3-U0-G3   | B4-U0-G2   |
|                    | 220         | B3-U0-G3   | B3-U0-G3   | B3-U0-G3   | B3-U0-G3   | B4-U0-G2   |
|                    | 230         | B3-U0-G3   | B3-U0-G3   | B3-U0-G3   | B3-U0-G3   | B4-U0-G2   |
|                    | 240         | B3-U0-G3   | B3-U0-G3   | B3-U0-G3   | B3-U0-G3   | B4-U0-G2   |

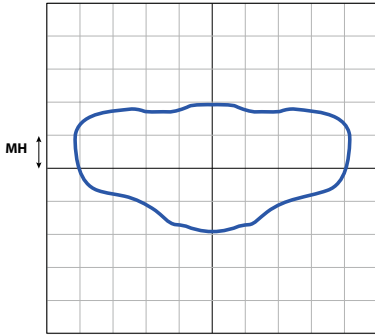
**BUG Ratings: 4000K (40K) and 5000K (50K)**

All data nominal. IES files for all CCTs are available at leotek.com.

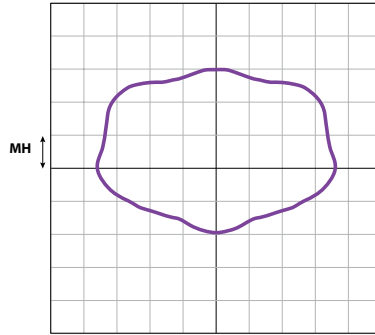
| Product & LED Code | Output Code | Type 2     | Type 3R    | Type 3F    | Type 4     | Type 5     |
|--------------------|-------------|------------|------------|------------|------------|------------|
|                    |             | BUG Rating | BUG Rating | BUG Rating | BUG Rating | BUG Rating |
| <b>GCM1 60J</b>    | 095         | B2-U0-G2   | B2-U0-G2   | B2-U0-G2   | B2-U0-G2   | B3-U0-G2   |
|                    | 105         | B2-U0-G2   | B2-U0-G2   | B2-U0-G2   | B2-U0-G2   | B3-U0-G2   |
|                    | 115         | B2-U0-G2   | B2-U0-G2   | B2-U0-G2   | B2-U0-G2   | B3-U0-G2   |
|                    | 125         | B3-U0-G3   | B2-U0-G2   | B2-U0-G2   | B2-U0-G2   | B4-U0-G2   |
|                    | 135         | B3-U0-G3   | B2-U0-G2   | B2-U0-G2   | B2-U0-G2   | B4-U0-G2   |
| <b>GCM2 60J</b>    | 140         | B3-U0-G3   | B2-U0-G2   | B2-U0-G2   | B2-U0-G2   | B4-U0-G2   |
|                    | 155         | B3-U0-G3   | B2-U0-G2   | B3-U0-G2   | B3-U0-G2   | B4-U0-G2   |
| <b>GCM3 60J</b>    | 170         | B3-U0-G3   | B3-U0-G3   | B3-U0-G3   | B3-U0-G2   | B4-U0-G2   |
|                    | 185         | B3-U0-G3   | B3-U0-G3   | B3-U0-G3   | B3-U0-G3   | B4-U0-G2   |
|                    | 190         | B3-U0-G3   | B3-U0-G3   | B3-U0-G3   | B3-U0-G3   | B4-U0-G2   |
| <b>GCM4 60J</b>    | 220         | B3-U0-G3   | B3-U0-G3   | B3-U0-G3   | B3-U0-G3   | B4-U0-G2   |
|                    | 230         | B3-U0-G3   | B3-U0-G3   | B3-U0-G3   | B3-U0-G3   | B4-U0-G2   |
|                    | 240         | B4-U0-G3   | B3-U0-G3   | B3-U0-G3   | B3-U0-G3   | B4-U0-G2   |
|                    | 245         | B4-U0-G3   | B3-U0-G3   | B3-U0-G3   | B3-U0-G3   | B4-U0-G3   |

**Optical Distribution**

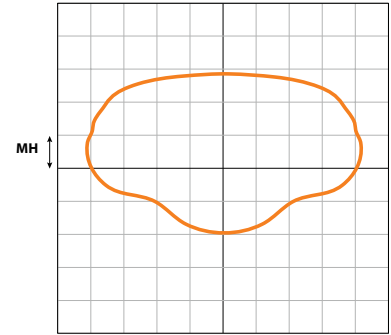
(Each square block represents one mounting height, MH)



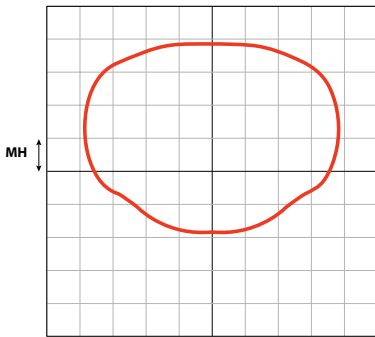
Type 2R



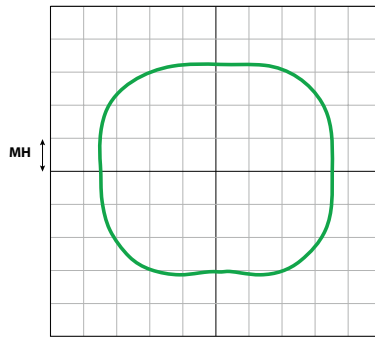
Type 3F



Type 3R



Type 4



Type 5