

Traveyo Series

Traveyo™ LED Street/Area Luminaire - Large

WISDOT C (4/26/2019)
 TRVLG-A-HT-3ME-16L-40K7-UL-GY-N-W10-01
 TRVLG-A-HT-3ME-16L-40K7-UH-GY-N-W10-01

Product Description

The Cree® Traveyo Series changes expectations of the "entry-level" luminaire with solid performance, future-ready engineering and a better than expected lighting experience. The TRVLG LED Street/Area luminaire offers a full range of optics and CCTs to meet the needs of the application while maintaining the familiarity of a traditional cobrahead design. Designed for easy installation, the Traveyo luminaire features tool-less entry, tool-less rotatable PEC, T-level and +/- 5° fixture leveling. Typical replacement: 200-250W HPS.

Applications: Major roads, multi-lane highways, parking lots, and general area spaces

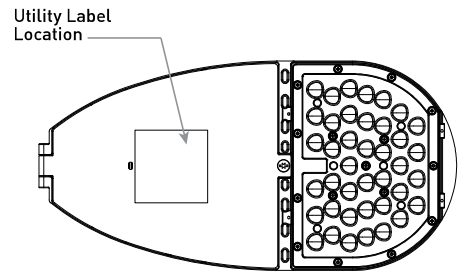
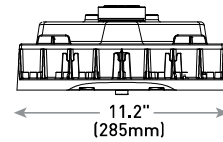
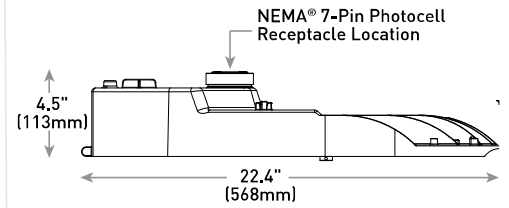
Performance Summary

Initial Delivered Lumens: Up to 21,700
Efficacy: Up to 153 LPW
CRI: Minimum 70 CRI
CCT: 2700K, 3000K, 4000K, 5700K
Limited Warranty*: 5 years on luminaire/5 years on finish

* See <http://lighting.cree.com/warranty> for warranty terms

Accessories

Field-Installed
Bird Spikes TRV-BRDGRDL



Weight
10.6 lbs. (4.8kg)

Ordering Information

Example: TRVLG-A-HT-2ME-13L-27K7-UL-BK-N

TRVLG	A	HT						N	
Product	Version	Mounting	Optic	Lumen Package*	CCT/CRI	Voltage	Color Options	Utility Label/ Receptacle	Options
TRVLG Large	A	HT Horizontal Tenon	Asymmetric 2ME Type II Medium 3ME Type III Medium 4ME Type IV Medium Symmetric 5ME Type V Medium	13L 13,000 Lumens 16L 16,000 Lumens 20L 20,000 Lumens	27K7 2700K, 70 CRI 30K7 3000K, 70 CRI 40K7 4000K, 70 CRI 57K7 5700K, 70 CRI	UL Universal 120-277V UH Universal 347-480V	BK Black BZ Bronze GY Grey	N Utility Label and NEMA® 7-Pin Photocell Receptacle - External wattage label per ANSI C136.15 - 7-pin receptacle per ANSI C136.41 - Factory connected 0-10V dim leads - Photocell or shorting cap by others	20KV 20kV/10kA Surge Suppression 4BLT 4-Bolt Mounting - Mounts to 2" (51mm) horizontal tenon EXPD Expedited Shipping W10 Ten-year Warranty See http://lighting.cree.com/warranty for warranty terms

* Lumen Package codes identify approximate light output only. Actual lumen output levels may vary depending on CCT and optic selection. Refer to Initial Delivered Lumen tables for specific lumen values



US: lighting.cree.com

T (800) 236-6800 F (262) 504-5415

Rev. Date: V1 02/21/2019

Canada: www.cree.com/canada



T (800) 473-1234 F (800) 890-7507

TRVLG LED Street/Area Luminaire - Large

Product Specifications

CONSTRUCTION & MATERIALS

- **Die cast aluminum housing and door**
- Tool-less entry
- Mounts on 1.25" [32mm] IP, 1.66" [42mm] O.D. or 2" [51mm] IP, 2.375" (60mm) O.D. horizontal tenon (minimum 8" [203mm] in length) and is adjustable +/- 5° to allow for fixture leveling **(includes two axis T-level to aid in leveling)**
- Luminaire secures with two mounting bolts; optional four bolt mounting available
- Comes standard with Utility Label per ANSI C136.15 and 7-pin NEMA® Photocell Receptacle per ANSI C136.41
- **Weight: 10.6 lbs. [4.8kg]**

ELECTRICAL SYSTEM

- **Input Voltage:** 120-277V or 347-480V, 50/60Hz
- **Power Factor:** > 0.9 at full load
- **Total Harmonic Distortion:** < 20% at full load
- **Integral 10kV surge suppression protection standard;** 20kV surge suppression protection optional
- When code dictates fusing, a slow blow fuse or type C/D breaker should be used to address inrush
- Straight-in wiring to 6-14 AWG terminal block
- Designed with 0-10V dimming capabilities. Controls by others
- **10V Source Current:** 0.15mA
- **Operating Temperature Range:** -40°C - +40°C (-40°F - +104°F)

REGULATORY & VOLUNTARY QUALIFICATIONS

- cULus Listed
- Suitable for wet locations
- Certified to ANSI C136.31-2010, 3G bridge and overpass vibration standards
- Meets CALTrans 611 Vibration testing
- **Standard 10kV and optional 20kV surge suppression protection** tested in accordance with IEEE/ANSI C62.41.2
- Meets FCC Part 15, Subpart B, Class A standards for conducted and radiated emissions
- Luminaire was subjected to the Mixed Flowing Gas for Electrical Contacts Test according to following specifications: ASTM B 845-97, ANSI NCSL Z540-1 3, ISO 17025:2005. No lumen maintenance or color maintenance degradation was noted during testing
- **RoHS compliant. Consult factory for additional details**
- Dark Sky Friendly, IDA Approved when ordered with 27K7 or 30K7 CCTs (Pending). Please refer to <http://darksky.org/fsa/fsa-products/> for most current information
- **CA RESIDENTS WARNING:** Cancer and Reproductive Harm - www.p65warnings.ca.gov

Electrical Data*								
Lumen Package	System Watts 120-480V	Utility Label Wattage	Total Current (A)					
			120V	208V	240V	277V	347V	480V
13L	96	100	0.81	0.46	0.40	0.35	0.29	0.21
16L	110	110	0.92	0.53	0.46	0.40	0.33	0.24
20L	150	150	1.27	0.72	0.62	0.54	0.44	0.32

* Electrical data at 25°C (77°F). Actual wattage may differ by +/- 10% when operating between 120-277V or 347-480V +/- 10%

Traveyo Series Ambient Adjusted Lumen Maintenance ¹					
Ambient	Initial LMF	25K hr Projected ² LMF	50K hr Projected ² LMF	75K hr Calculated ³ LMF	100K hr Calculated ³ LMF
5°C (41°F)	1.01	0.94	0.87	0.80	0.74
10°C (50°F)	1.01	0.94	0.87	0.80	0.74
15°C (59°F)	1.01	0.94	0.87	0.80	0.74
20°C (68°F)	1.00	0.93	0.86	0.80	0.74
25°C (77°F)	1.00	0.93	0.86	0.80	0.74

¹ Lumen maintenance values at 25°C (77°F) are calculated per TM-21 based on LM-80 data and in-situ luminaire testing. Luminaire ambient temperature factors (LATF) have been applied to all lumen maintenance factors. Please refer to the [Temperature Zone Reference Document](#) for outdoor average nighttime ambient conditions

² In accordance with IESNA TM-21-11, Projected Values represent interpolated value based on time durations that are within six times (6X) the IESNA LM-80-08 total test duration (in hours) for the device under testing (DUT) i.e. the packaged LED chip

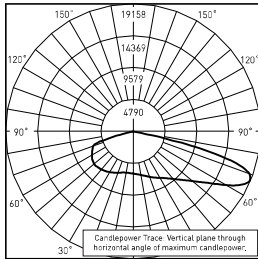
³ In accordance with IESNA TM-21-11, Calculated Values represent time durations that exceed six times (6X) the IESNA LM-80-08 total test duration (in hours) for the device under testing (DUT) i.e. the packaged LED chip

TRVLG LED Street/Area Luminaire - Large

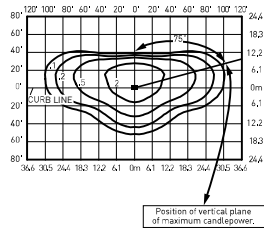
Photometry

All published luminaire photometric testing performed to IESNA LM-79-08 standards by a NVLAP accredited laboratory (500077-0). To obtain an IES file specific to your project consult: <https://lighting.cree.com/products/outdoor/street-and-roadway/traveyo-series-street>

2ME



CESTL Test Report #: PL13776-001A
TRVXL-A--2ME-30L-40K7-UL-**-N**
Initial Delivered Lumens: 31,775



TRVLG-A--2ME-13L-40K7-UL-**-N**
Mounting Height: 25' (7.6m) A.F.G.
Initial Delivered Lumens: 13,875
Initial FC at grade

Type II Medium Distribution								
Lumen Package	2700K		3000K		4000K		5700K	
	Initial Delivered Lumens*	BUG Ratings** Per TM-15-11	Initial Delivered Lumens*	BUG Ratings** Per TM-15-11	Initial Delivered Lumens*	BUG Ratings** Per TM-15-11	Initial Delivered Lumens*	BUG Ratings** Per TM-15-11
13L	13,000	B3 U0 G3	13,550	B3 U0 G3	13,875	B3 U0 G3	13,925	B3 U0 G3
16L	15,700	B3 U0 G3	16,300	B3 U0 G3	16,700	B3 U0 G3	16,800	B3 U0 G3
20L	20,300	B3 U0 G3	21,100	B3 U0 G3	21,600	B3 U0 G3	21,700	B3 U0 G3

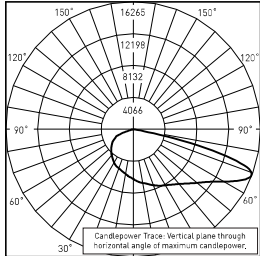
* Initial delivered lumens at 25°C (77°F). Actual production yield may vary between -10 and +10% of initial delivered lumens
 ** For more information on the IES BUG (Backlight-Uplight-Glare) Rating visit: <https://www.ies.org/wp-content/uploads/2017/03/TM-15-11BUGRatingsAddendum.pdf>

TRVLG LED Street/Area Luminaire - Large

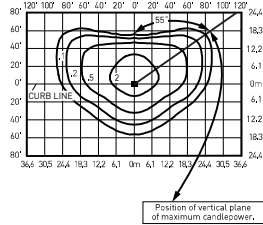
Photometry

All published luminaire photometric testing performed to IESNA LM-79-08 standards by a NVLAP accredited laboratory (500077-0). To obtain an IES file specific to your project consult: <https://lighting.cree.com/products/outdoor/street-and-roadway/traveyo-series-street>

3ME



CESTL Test Report #: PL13763-001A
TRVXL-A-3ME-30L-40K7-UL**-N**
Initial Delivered Lumens: 31,960



TRVLG-A-3ME-13L-40K7-UL**-N**
Mounting Height: 25' (7.6m) A.F.G.
Initial Delivered Lumens: 13,875
 Initial FC at grade

Type III Medium Distribution								
Lumen Package	2700K		3000K		4000K		5700K	
	Initial Delivered Lumens*	BUG Ratings** Per TM-15-11	Initial Delivered Lumens*	BUG Ratings** Per TM-15-11	Initial Delivered Lumens*	BUG Ratings** Per TM-15-11	Initial Delivered Lumens*	BUG Ratings** Per TM-15-11
13L	13,000	B2 U0 G2	13,550	B2 U0 G2	13,875	B2 U0 G2	13,925	B2 U0 G2
16L	15,700	B3 U0 G3	16,300	B3 U0 G3	16,700	B3 U0 G3	16,800	B3 U0 G3
20L	20,300	B3 U0 G3	21,100	B3 U0 G3	21,600	B3 U0 G3	21,700	B3 U0 G3

* Initial delivered lumens at 25°C (77°F). Actual production yield may vary between -10 and +10% of initial delivered lumens
 ** For more information on the IES BUG (Backlight-Uplight-Glare) Rating visit: <https://www.ies.org/wp-content/uploads/2017/03/TM-15-11BUGRatingsAddendum.pdf>

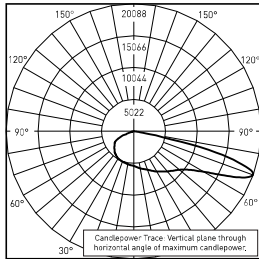


TRVLG LED Street/Area Luminaire - Large

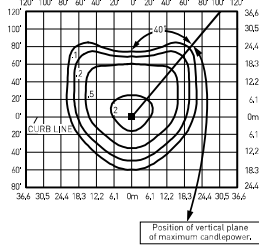
Photometry

All published luminaire photometric testing performed to IESNA LM-79-08 standards by a NVLAP accredited laboratory (500077-0). To obtain an IES file specific to your project consult: <https://lighting.cree.com/products/outdoor/street-and-roadway/traveyo-series-street>

4ME



CESTL Test Report #: PL13621-001A
TRVXL-A-4ME-30L-40K7-UL**-N**
Initial Delivered Lumens: 32,369



TRVLG-A-4ME-13L-40K7-UL**-N**
Mounting Height: 25' (7.6m) A.F.G.
Initial Delivered Lumens: 13,875
Initial FC at grade

Type IV Medium Distribution								
Lumen Package	2700K		3000K		4000K		5700K	
	Initial Delivered Lumens*	BUG Ratings** Per TM-15-11	Initial Delivered Lumens*	BUG Ratings** Per TM-15-11	Initial Delivered Lumens*	BUG Ratings** Per TM-15-11	Initial Delivered Lumens*	BUG Ratings** Per TM-15-11
13L	13,000	B2 U0 G2	13,550	B2 U0 G2	13,875	B2 U0 G2	13,925	B2 U0 G2
16L	15,700	B3 U0 G3	16,300	B3 U0 G3	16,700	B3 U0 G3	16,800	B3 U0 G3
20L	20,300	B3 U0 G3	21,100	B3 U0 G3	21,600	B3 U0 G3	21,700	B3 U0 G3

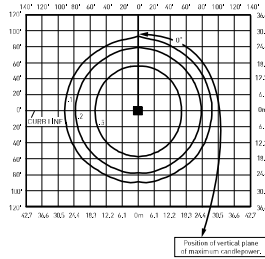
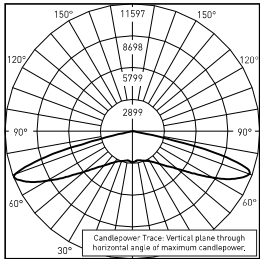
* Initial delivered lumens at 25°C (77°F). Actual production yield may vary between -10 and +10% of initial delivered lumens
 ** For more information on the IES BUG (Backlight-Uplight-Glare) Rating visit: <https://www.ies.org/wp-content/uploads/2017/03/TM-15-11BUGRatingsAddendum.pdf>

TRVLG LED Street/Area Luminaire - Large

Photometry

All published luminaire photometric testing performed to IESNA LM-79-08 standards by a NVLAP accredited laboratory (500077-0). To obtain an IES file specific to your project consult: <https://lighting.cree.com/products/outdoor/street-and-roadway/traveyo-series-street>

5ME



CESTL Test Report #: PL13780-001A
TRVXL-A**-5ME-30L-40K7-UL**-N
Initial Delivered Lumens: 31,860

TRVLG-A**-5ME-13L-40K7-UL**-N
Mounting Height: 25' (7.6m) A.F.G.
Initial Delivered Lumens: 13,875
Initial FC at grade

Type V Medium Distribution								
Lumen Package	2700K		3000K		4000K		5700K	
	Initial Delivered Lumens*	BUG Ratings** Per TM-15-11	Initial Delivered Lumens*	BUG Ratings** Per TM-15-11	Initial Delivered Lumens*	BUG Ratings** Per TM-15-11	Initial Delivered Lumens*	BUG Ratings** Per TM-15-11
13L	13,000	B4 U0 G2	13,550	B4 U0 G2	13,875	B4 U0 G2	13,925	B4 U0 G2
16L	15,700	B4 U0 G2	16,300	B4 U0 G2	16,700	B4 U0 G2	16,800	B4 U0 G2
20L	20,300	B5 U0 G3	21,100	B5 U0 G3	21,600	B5 U0 G3	21,700	B5 U0 G3

* Initial delivered lumens at 25°C (77°F). Actual production yield may vary between -10 and +10% of initial delivered lumens
** For more information on the IES BUG (Backlight-Uplight-Glare) Rating visit: <https://www.ies.org/wp-content/uploads/2017/03/TM-15-11BUGRatingsAddendum.pdf>

Luminaire EPA

Horizontal Tenon Mount – Weight: 10.6 lbs. (4.8kg)				
Single	2 @ 90°	2 @ 180°	3 @ 90°	4 @ 90°
Tenon Configuration If used with Cree tenons, please add tenon EPA with luminaire EPA				
PD-1H4; PT-1H	PD-2H4(90); PT-2H(90)	PD-2H4(180); PT-2H(180)	PD-3H4(90); PT-3H(90)	PD-4H4(90); PT-4H(90)
0.50	0.82	1.01	1.32	1.64

Tenon EPA

Part Number	EPA
PD Series Tenons	0.09
PT Series Tenons	0.10
WM-2L	0.13
XA-TMDA8	0.19

Tenons and Brackets [†] (must specify color)	
Square Internal Mount Horizontal Tenons (Aluminum) - Mounts to 4" [102mm] square aluminum or steel poles PD-1H4 – Single PD-3H4(90) – 90° Triple PD-2H4(90) – 90° Twin PD-4H4(90) – 90° Quad PD-2H4(180) – 180° Twin	Round External Mount Horizontal Tenons (Aluminum) - Mounts to 2.375"-3" [60-76mm] O.D. round aluminum or steel poles or tenons - Mounts to 3" [76mm], 5" [127mm], or 6" [152mm] square pole with PB-1A* tenon PT-1H – Single PT-3H(90) – 90° Triple PT-2H(90) – 90° Twin PT-4H(90) – 90° Quad PT-2H(180) – 180° Twin
Wall Mount Brackets - Mounts to wall or roof WM-2L – Extended Horizontal	Direct Arm Pole Adaptor Bracket - Mounts to 3-6" [76-152mm] round or square aluminum or steel poles XA-TMDA8

[†] Refer to the [Bracket and Tenons spec sheet](#) for more details
* Specify pole size: 3 [3"], 4 [4"], 5 [5"], or 6 [6"] for single, double or triple luminaire orientation or 4 [4"], 5 [5"] or 6 [6"] for quad luminaire orientation

