


2010 WISCONSIN MOTORCYCLE SAFETY FACTS BOOK



Prepared by the
Wisconsin Department
of Transportation



Wisconsin Department of Transportation

Division of State Patrol
Bureau of Transportation Safety
4802 Sheboygan Ave.
P O Box 7936
Madison, WI 53707-7936

Telephone: 608-266-0402
FAX: 608-267-0441

Dear Traffic Safety Advocate:

The Department of Transportation's Bureau of Transportation Safety is happy to provide to you a copy of the "2010 Wisconsin Motorcycle Safety Facts Book."

This publication includes a wealth of motorcycle crash data and general motorcycling information, which assists our department in developing future highway safety programs. It also supports our goal of improved information sharing among those groups and individuals having an interest in motorcycle safety. We face many challenges, and the commitment to reduce crashes, deaths and injuries continues to be one of WisDOT's top priorities. I extend my thanks to the principal researcher of this document, Donald Lyden III.

To obtain further program information or additional copies of this book, please write Gregory Patzer, WisDOT Bureau of Transportation Safety, P.O. Box 7936, Madison, Wisconsin 53707. Phone: (608) 266-7855. FAX: (608) 267-0441.
email: Gregory.Patzer@dot.wi.gov.

Sincerely,

A handwritten signature in cursive script that reads "Sandra K. Huxtable".

Major Sandra K. Huxtable
Director

2010 MOTORCYCLE SAFETY AT A GLANCE

- In 2010, there were 6.0 registered motorcycles for every 100 Wisconsin residents. In 10 years, the number of residents holding a Class M endorsement (motorcycle license) has increased by 27% from 357,673 in 2001 to 491,548 in 2010.
- In 2010, 98 motorcyclists, including passengers, were killed in traffic crashes compared to 82 in 2009, a 16% increase. This figure is also 34% higher than the 65 fatalities that occurred in 1999.
- 2,214 motorcyclists were injured on Wisconsin roads in 2010. That represents a 2.2% increase from the 2,165 injured in 2009 and a 9.0% increase from 2000. An additional 104 non-motorcyclists were injured in crashes involving motorcycles in 2010.
- While cyclists between ages 35 and 54 account for 50.0% of licensed motorcyclists, they accounted for 46.2% of motorcyclists in crashes in 2010. 16-24 year olds account for only 3.9% of the licensed motorcyclists, but account for 14.5% of those in crashes in 2010.
- Since 1996, cyclists in the 45 and older age group experienced the largest increase in the number of fatalities of any age group. In 2010, 41 cyclists in this group were killed compared to eleven in 1996. This represents nearly a four-fold increase.
- Alcohol and/or speed were the primary contributing factors in 70% of fatal single unit motorcycle crashes in 2010 and in 31% of all single unit crashes.
- There were 224 alcohol-related motorcycle crashes in 2010. Of these, 190 or 84.8% occurred between 4 p.m. and 4 a.m.
- In 2010, only 3.9% of passenger car/deer crashes and 1.7% of utility truck/deer crashes resulted in death or injury to a motor vehicle occupant. 68.8% of motorcycle/deer crashes resulted in death or injury to a motorcyclist.
- Motorcycle helmets were known to have been worn by 23 (23%) of the 98 motorcyclists killed in traffic crashes in 2010.
- Motorcycle helmets were known to have been worn by 37% of all motorcyclists involved in crashes in 2010.
- Nine out of 10 motorcycle crashes occurred on dry pavement in 2010.
- Approximately eight out of 10 Wisconsin residents who hold regular motorcycle endorsements are male.
- Saturday and Sunday are the two most common days for alcohol-related and non-alcohol-related motorcycle crashes. More than half of the alcohol related crashes occurred on these two days.
- More motorcycle crashes occur between 1 p.m. and 7 p.m. than any other six-hour time period.
- In general, more fatalities occur in the more densely populated southeast area of the state than in any other region in Wisconsin.
- The five most frequent possible contributing circumstances in both fatal and non-fatal motorcycle crashes in 2010 were: 1) Failure to control, 2) Speed too fast/conditions, 3) Driver condition, 4) Inattentive driving, 5) Exceeding speed limit.

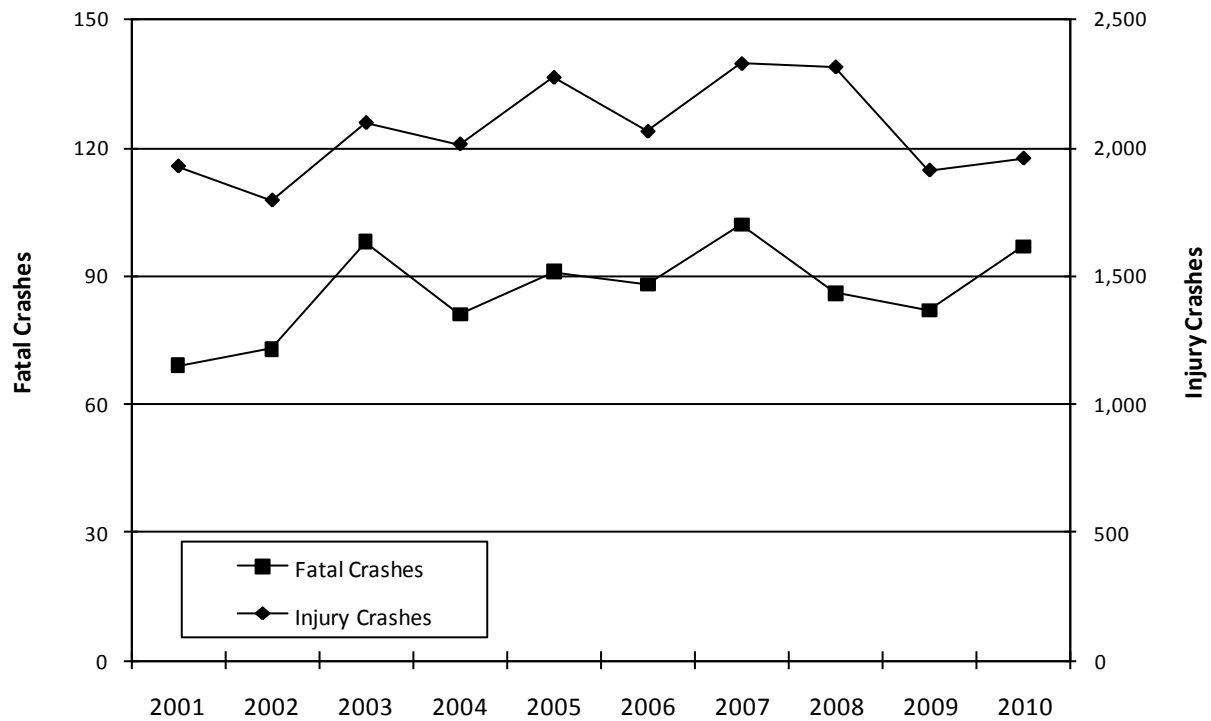
TABLE OF CONTENTS

Motorcycle crashes 10-year summary.....	1
2001-2010 Fatal and injury motorcycle crashes.....	1
Drivers with motorcycle endorsements by type, gender, and age.....	2
Drivers with motorcycle endorsements by license type, gender, and sex.....	2
Registered cycles and motorcycle rider fatalities (1971-2010).....	3
2006-2010 Motorcycle sales data.....	3
Registered cycles and total crashes by county.....	4
Motorcyclist fatalities and number of operators with Class“M”licenses (1979-2010).....	5
Motorcyclists injured or killed by age and injury severity by gender.....	5
Motorcycle crashes by month and severity, total killed, total injured by urban/rural location.....	6
2006-2010 Fatal motorcycle crashes/motorcyclists killed by county.....	7
Motorcycle crashes by time of day and day of week.....	8
Motorcycle crashes by day of week.....	9
Motorcycle crashes by time of day.....	9
Motorcycle drivers in crashes by age group.....	10
Single unit motorcycle crashes.....	10
Motorcycle crashes by manner of collision and highway class by urban/rural.....	11
Vehicle possible contributing circumstances in motorcycle crashes by severity and urban/rural location.....	11
Fixed objects struck in single unit motorcycle crashes.....	12
Motorcycle crashes in work zones by highway class and crash severity.....	12
Motorcycle crashes by crash conditions and severity with total killed, total injured.....	13
Drinking motorcycle drivers in crashes by county and age.....	14
Alcohol-related crashes by time of day and day of week, motorcyclists only, total killed – total injured.....	15
2001-2010 Alcohol concentration (AC) test results of motorcycle driver fatalities.....	16
Alcohol-related motorcycle crashes by highway class and crash severity.....	16
Safety equipment use on motorcycles by injury severity and seat position.....	17
Motorcyclists injured by age and role by safety equipment use.....	18
Motorcyclists killed by age and role by safety equipment use and gender.....	19
Motorcycle drivers possible contributing circumstances by crash severity and urban/rural location.....	20
State Motorcycle Safety Program Funding and Motorcycle Basic Rider Course Graduates (1982-2010) and Moped Crashes (10-Year Summary).....	21
Fatally injured motorcyclists.....	22
Basic Rider Course.....	25
Sources for more information.....	25

Motorcycle Crashes 10-Year Summary

Year	Registered Cycles	Cyclist Fatalities	Fatal Crashes	Single Unit Fatal Crashes	Injury Crashes	Property Damage Crashes	Total Crashes	Cyclists Killed Without Helmet or Unknown	Cyclists Killed Wearing Helmet
2001	201,143	70	69	41	1,928	288	2,285	56	14
2002	198,495	78	73	34	1,794	317	2,184	63	15
2003	225,181	100	98	57	2,099	315	2,512	76	24
2004	221,982	80	81	47	2,015	327	2,423	62	18
2005	303,040	92	91	45	2,277	312	2,680	70	22
2006	291,534	93	88	46	2,065	288	2,441	69	24
2007	322,505	106	102	51	2,331	355	2,788	70	26
2008	327,938	87	86	48	2,318	425	2,829	66	19
2009	355,487	82	82	37	1,912	351	2,345	55	27
2010	343,878	98	97	46	1,959	370	2,426	75	23

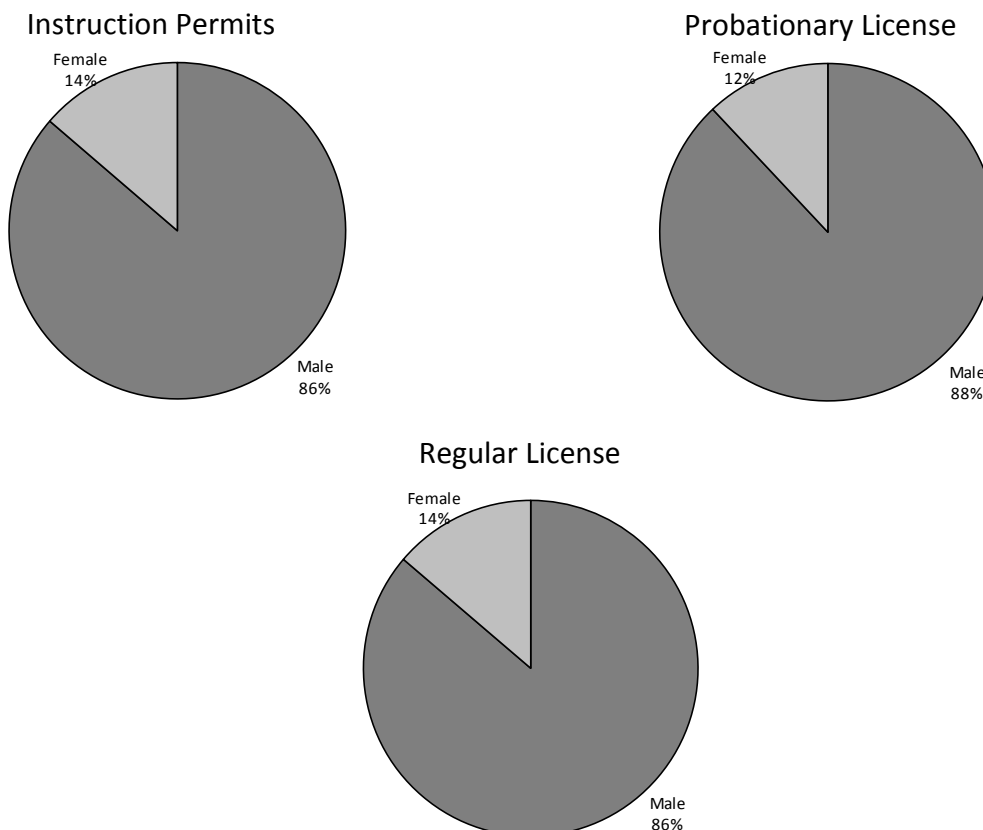
2001-2010 Fatal and Injury Motorcycle Crashes



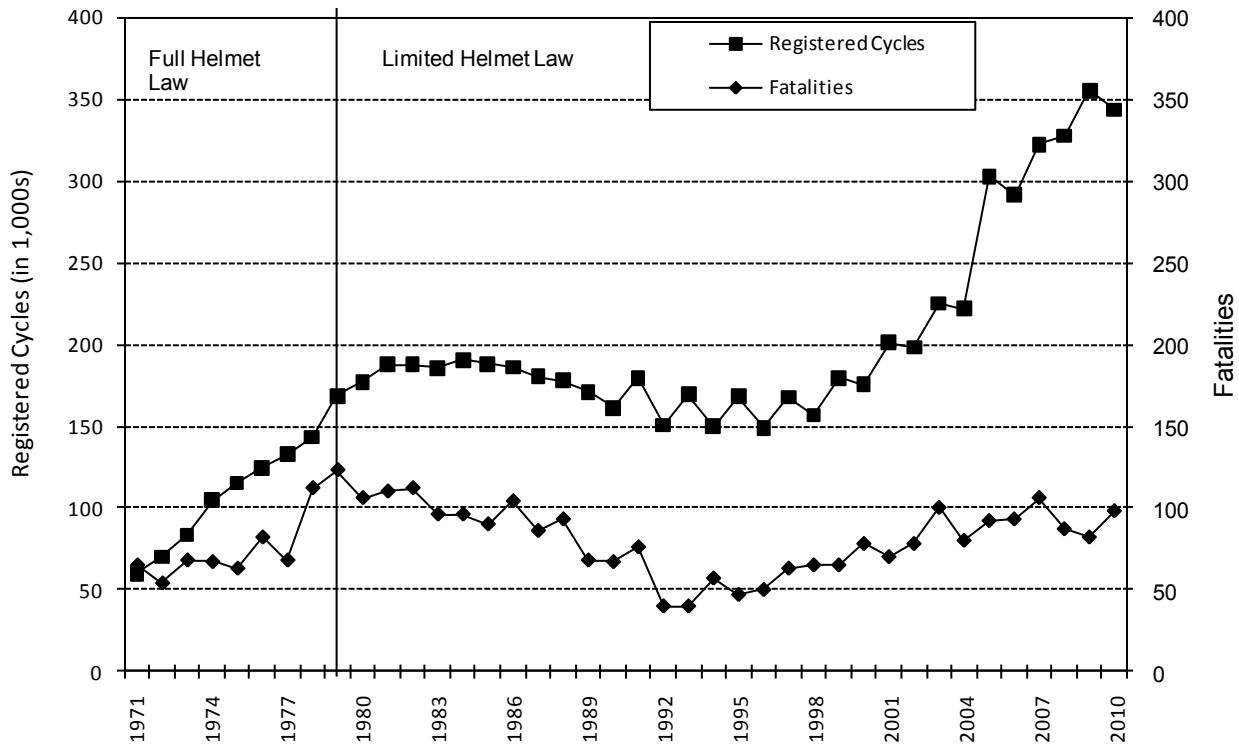
Drivers with Motorcycle Endorsements by Type, Gender, and Age

Motorcycle License - Class M									
Age	Instruction Permits		Probationary		Regular		Totals		Total
	Male	Female	Male	Female	Male	Female	Male	Female	
16	16	3	115	15	0	0	131	18	149
17	35	3	441	50	0	0	476	53	529
18	195	11	770	122	9	1	974	134	1,108
19	274	20	73	14	1,117	158	1,464	192	1,656
20	276	38	59	8	1,721	222	2,056	268	2,324
21	257	26	47	7	2,143	307	2,447	340	2,787
22	248	21	39	5	2,495	396	2,782	422	3,204
23	221	15	11	2	2,785	518	3,017	535	3,552
24	218	29	13	2	3,109	525	3,340	556	3,896
25-34	1,464	175	111	11	43,619	8,991	45,194	9,177	54,371
35-44	829	190	57	7	76,477	15,851	77,363	16,048	93,411
45-54	743	222	52	1	131,995	22,743	132,790	22,966	155,756
55-64	309	59	4	0	107,823	13,146	108,136	13,205	121,341
65-74	88	11	2	0	36,970	3,538	37,060	3,549	40,609
75+	18	1	0	0	12,050	801	12,068	802	12,870
TOTAL	5,191	824	1,794	244	422,313	67,197	429,298	68,265	497,563

Drivers with Motorcycle Endorsements by License Type, Gender, and Percent



Registered Cycles and Motorcycle Rider Fatalities (1971-2010)



Motorcycle Sales in Wisconsin (TOTAL)

Year	New Cycles	Used Cycles Dealer	Used Cycles Private	Total Cycle Sales
2006	24,089	10,834	28,608	63,531
2007	24,633	11,837	26,654	63,124
2008	28,417	12,459	32,571	73,447
2009	14,218	10,408	24,765	49,391
2010	10,912	11,589	31,087	53,618

Motorcycle Sales in Wisconsin (USED)

Year	Dealer	Private	Percent Dealer	Percent Private
2006	10,834	28,608	27.5%	72.5%
2007	11,837	26,654	30.8%	69.2%
2008	12,459	32,571	27.7%	72.3%
2009	10,408	24,765	29.6%	70.4%
2010	11,589	31,087	27.2%	72.8%

Motorcycle Sales (NEW VS USED)

Year	New Cycles	Used Cycles	Percent	
			New	Used
2006	24,089	39,442	37.9%	62.1%
2007	24,633	38,491	39.0%	61.0%
2008	28,417	45,030	38.7%	61.3%
2009	14,218	35,173	28.8%	71.2%
2010	10,942	42,676	20.4%	79.6%

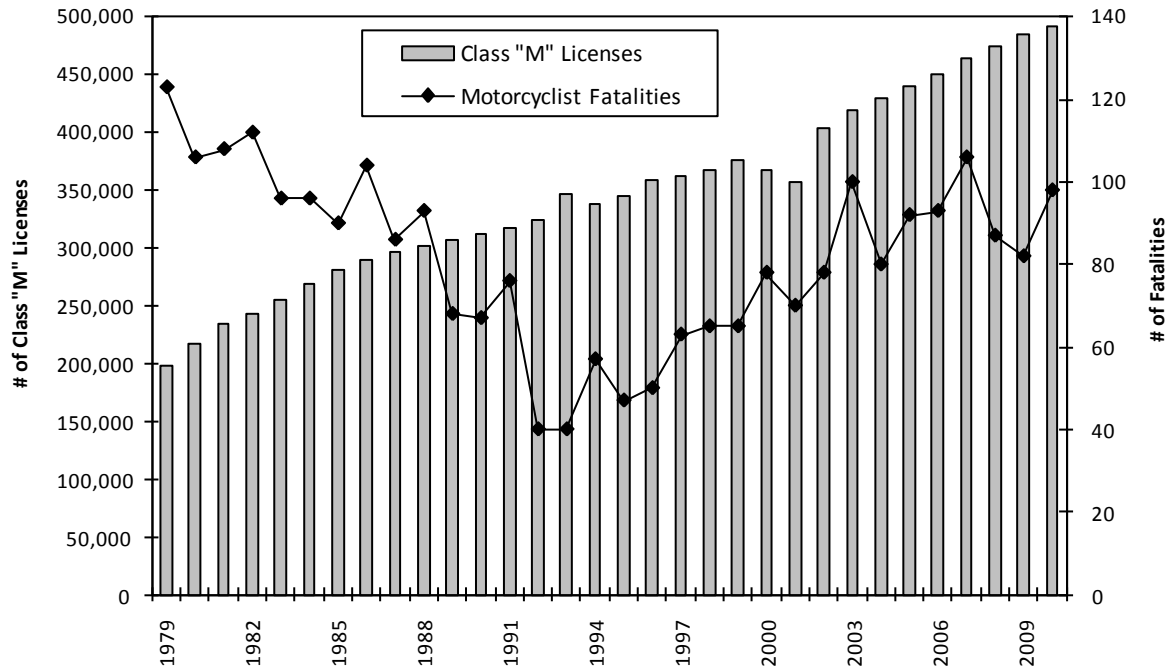
Motorcycle Sales (DEALER VS PRIVATE)

Year	Dealer	Private	Percent	
			Dealer	Private
2006	34,923	28,608	55.0%	45.0%
2007	36,470	26,654	57.8%	42.2%
2008	40,876	32,571	55.7%	44.3%
2009	24,626	24,765	49.9%	50.1%
2010	22,531	31,087	42.0%	58.0%

Registered Cycles and Total Crashes by County

County	2010 Estimated Population	Registered Cycles	Cycles per 1000 Residents	Total Cycle Crashes	Crashes per 100 Registered Cycles	Total Vehicle Crashes	% Cycle Crashes
Adams	22,213	1,664	74.91	12	0.72	384	3.13%
Ashland	17,071	878	51.43	6	0.68	237	2.53%
Barron	48,399	3,363	69.48	20	0.59	675	2.96%
Bayfield	16,674	1,156	69.33	3	0.26	236	1.27%
Brown	246,654	15,773	63.95	77	0.49	3,599	2.14%
Buffalo	14,268	1,083	75.90	18	1.66	235	7.66%
Burnett	17,002	1,135	66.76	11	0.97	222	4.95%
Calumet	46,958	3,699	78.77	11	0.30	636	1.73%
Chippewa	62,600	4,574	73.07	19	0.42	1,148	1.66%
Clark	34,950	2,108	60.31	7	0.33	572	1.22%
Columbia	56,549	3,813	67.43	32	0.84	1,478	2.17%
Crawford	17,745	1,060	59.74	16	1.51	333	4.80%
Dane	474,839	21,874	46.07	164	0.75	9,547	1.72%
Dodge	89,962	6,458	71.79	30	0.46	1,426	2.10%
Door	30,568	3,407	111.46	17	0.50	698	2.44%
Douglas	44,710	2,385	53.34	12	0.50	786	1.53%
Dunn	43,992	2,744	62.37	13	0.47	977	1.33%
Eau Claire	99,275	5,179	52.17	38	0.73	2,152	1.77%
Florence	5,417	378	69.78	3	0.79	98	3.06%
Fond Du Lac	102,385	7,282	71.12	46	0.63	2,157	2.13%
Forest	10,540	648	61.48	3	0.46	195	1.54%
Grant	51,780	3,779	72.98	15	0.40	1,069	1.40%
Green	36,621	3,046	83.18	15	0.49	756	1.98%
Green Lake	19,772	1,363	68.94	6	0.44	522	1.15%
Iowa	24,329	1,658	68.15	16	0.97	370	4.32%
Iron	7,093	502	70.77	0	0.00	56	0.00%
Jackson	20,360	1,820	89.39	16	0.88	507	3.16%
Jefferson	81,362	5,918	72.74	31	0.52	1,315	2.36%
Juneau	27,760	2,026	72.98	19	0.94	774	2.45%
Kenosha	162,694	9,069	55.74	60	0.66	3,214	1.87%
Kewaunee	21,530	1,990	92.43	7	0.35	285	2.46%
La Crosse	113,758	6,400	56.26	59	0.92	2,606	2.26%
Lafayette	16,556	1,169	70.61	9	0.77	516	1.74%
Langlade	21,868	1,378	63.01	7	0.51	230	3.04%
Lincoln	30,822	2,278	73.91	19	0.83	628	3.03%
Manitowoc	85,074	7,766	91.29	38	0.49	1,538	2.47%
Marathon	136,874	8,847	64.64	52	0.59	2,788	1.87%
Marinette	45,188	3,300	73.03	24	0.73	726	3.31%
Marquette	15,536	1,248	80.33	10	0.80	345	2.90%
Menominee	4,656	64	13.75	0	0.00	29	0.00%
Milwaukee	928,449	29,328	31.59	361	1.23	19,734	1.83%
Monroe	44,791	3,541	79.06	31	0.88	1,153	2.69%
Oconto	39,567	3,526	89.11	21	0.60	498	4.22%
Oneida	39,282	2,867	72.99	28	0.98	818	3.42%
Outagamie	176,123	13,875	78.78	81	0.58	3,227	2.51%
Ozaukee	87,447	5,575	63.75	32	0.57	1,215	2.63%
Pepin	7,760	619	79.77	12	1.94	145	8.28%
Pierce	40,776	2,846	69.80	31	1.09	472	6.57%
Polk	46,171	3,058	66.23	24	0.78	553	4.34%
Portage	71,242	4,085	57.34	20	0.49	1,500	1.33%
Price	16,182	1,114	68.84	5	0.45	130	3.85%
Racine	196,456	11,051	56.25	81	0.73	3,437	2.36%
Richland	18,366	1,336	72.74	9	0.67	428	2.10%
Rock	160,826	9,720	60.44	79	0.81	2,879	2.74%
Rusk	15,678	894	57.02	7	0.78	205	3.41%
St. Croix	79,919	9,676	121.07	33	0.34	1,775	1.86%
Sauk	61,481	5,652	91.93	50	0.88	1,541	3.24%
Sawyer	17,935	4,286	238.97	8	0.19	263	3.04%
Shawano	42,752	917	21.45	17	1.85	1,296	1.31%
Sheboygan	117,650	2,913	24.76	57	1.96	1,990	2.86%
Taylor	20,181	1,403	69.52	5	0.36	390	1.28%
Trempealeau	28,569	2,233	78.16	15	0.67	442	3.39%
Vernon	29,974	1,903	63.49	28	1.47	705	3.97%
Vilas	23,422	1,800	76.85	5	0.28	475	1.05%
Walworth	102,022	7,315	71.70	43	0.59	1,653	2.60%
Washburn	17,848	1,091	61.13	9	0.82	325	2.77%
Washington	131,343	9,622	73.26	64	0.67	2,364	2.71%
Waukesha	383,864	23,423	61.02	146	0.62	6,438	2.27%
Waupaca	54,500	4,154	76.22	25	0.60	1,323	1.89%
Waushara	25,539	1,933	75.69	19	0.98	648	2.93%
Winnebago	166,308	10,792	64.89	95	0.88	3,651	2.60%
Wood	77,123	6,182	80.16	24	0.39	1,070	2.24%
TOTAL	5,695,950	343,012	60.22	2,426	0.71	108,808	2.23%

Motorcyclist Fatalities and Number of Operators with Class "M" Licenses (1979-2010)



Motorcyclist Injured or Killed by Age and Injury Severity by Gender

Age	Injury Severity by Gender																TOTAL				
	Killed				Incapacitating				Nonincapacitating				Possible				F	M	Unk	Tot	
	F	M	Unk	Tot	F	M	Unk	Tot	F	M	Unk	Tot	F	M	Unk	Tot					
4	0	0	0	0	0	0	0	0	0	1	0	1	0	0	0	0	0	0	1	0	1
5-9	0	0	0	0	0	1	0	1	2	2	0	4	0	1	0	1	2	4	0	6	
10-14	0	0	0	0	0	0	0	0	3	2	0	5	2	1	0	3	5	3	0	8	
15	0	0	0	0	0	2	0	2	1	1	0	2	0	0	0	0	1	3	0	4	
16	0	0	0	0	0	2	0	2	0	2	0	2	1	0	0	1	1	4	0	5	
17	0	2	0	2	1	3	0	4	3	2	0	5	1	0	0	1	5	7	0	12	
18	0	0	0	0	1	2	0	3	2	14	0	16	0	5	0	5	3	21	0	24	
19	0	1	0	1	1	3	0	4	0	20	0	20	1	7	0	8	2	31	0	33	
20	0	2	0	2	2	5	0	7	4	23	0	27	2	2	0	4	8	32	0	40	
21	0	5	0	5	4	20	0	24	4	32	0	36	2	9	0	11	10	66	0	76	
22	0	2	0	2	0	10	0	10	8	29	0	37	4	11	0	15	12	52	0	64	
23	0	1	0	1	2	5	0	7	1	21	0	22	1	13	0	14	4	40	0	44	
24	0	1	0	1	0	10	0	10	8	25	0	33	1	7	0	8	9	43	0	52	
25-34	2	15	0	17	25	71	0	96	28	154	1	183	12	61	0	73	67	301	1	369	
35-44	1	25	0	26	37	95	0	132	53	179	0	232	27	76	0	103	118	375	0	493	
45-54	4	13	0	17	36	129	0	165	77	239	0	316	16	76	0	92	133	457	0	590	
55-64	2	18	0	20	13	97	0	110	32	155	0	187	12	63	0	75	59	333	0	392	
65-74	0	4	0	4	1	17	0	18	2	38	0	40	2	18	0	20	5	77	0	82	
75-84	0	0	0	0	0	4	0	4	0	3	0	3	0	2	0	2	0	9	0	9	
85 & Over	0	0	0	0	0	1	0	1	0	0	0	0	0	0	0	0	0	1	0	1	
Unknown	0	0	0	0	4	1	0	5	0	0	1	1	0	1	0	1	4	2	1	7	
TOTAL	9	89	0	98	127	478	0	605	228	942	2	1,172	84	353	0	437	448	1,862	2	2,312	

F = Female M = Male Unk = Unknown Tot = Total *Motorcyclist* includes motorcycle drivers and passengers.

Motorcycle Crashes by Month and Severity, Total Killed, Total Injured by Urban/Rural Location

Month	Fatal Crashes			Injury Crashes			Property Damage Crashes			Total Crashes			Total Persons Killed			Total Persons Injured		
	Rur	Urb	Tot	Rur	Urb	Tot	Rur	Urb	Tot	Rur	Urb	Tot	Rur	Urb	Tot	Rur	Urb	Tot
Jan	0	0	0	1	1	2	0	0	0	1	1	2	0	0	0	2	1	3
Feb	0	0	0	0	0	0	0	1	1	0	1	1	0	0	0	0	0	0
Mar	2	1	3	37	37	74	6	6	12	45	44	89	2	1	3	43	41	84
Apr	8	5	13	70	98	168	20	23	43	98	126	224	8	5	13	87	110	197
May	10	2	12	162	137	299	31	21	52	203	160	363	10	2	12	197	151	348
Jun	12	4	16	130	113	243	20	28	48	162	145	307	12	4	16	151	137	288
Jul	9	6	15	190	130	320	33	25	58	232	161	393	9	6	15	235	150	385
Aug	11	7	18	193	171	364	34	33	67	238	211	449	11	7	18	239	201	440
Sep	13	2	15	135	105	240	27	16	43	175	123	298	14	2	16	168	117	285
Oct	5	0	5	118	90	208	17	19	36	140	109	249	5	0	5	145	98	243
Nov	0	0	0	19	21	40	6	3	9	25	24	49	0	0	0	21	23	44
Dec	0	0	0	0	1	1	0	1	1	0	2	2	0	0	0	0	1	1
TOTAL	70	27	97	1,055	904	1,959	194	176	370	1,319	1,107	2,426	71	27	98	1,288	1,030	2,318

In this table, *Total Persons Killed* and *Total Persons Injured* include everyone killed or injured in crashes involving motorcycles, not just motorcyclists.

Rural = an unincorporated area or an incorporated area with a population under 5,000.

Urban = an incorporated area with a population of 5,000 or more.

2006-2010 Fatal Motorcycle Crashes/Motorcyclists Killed by County

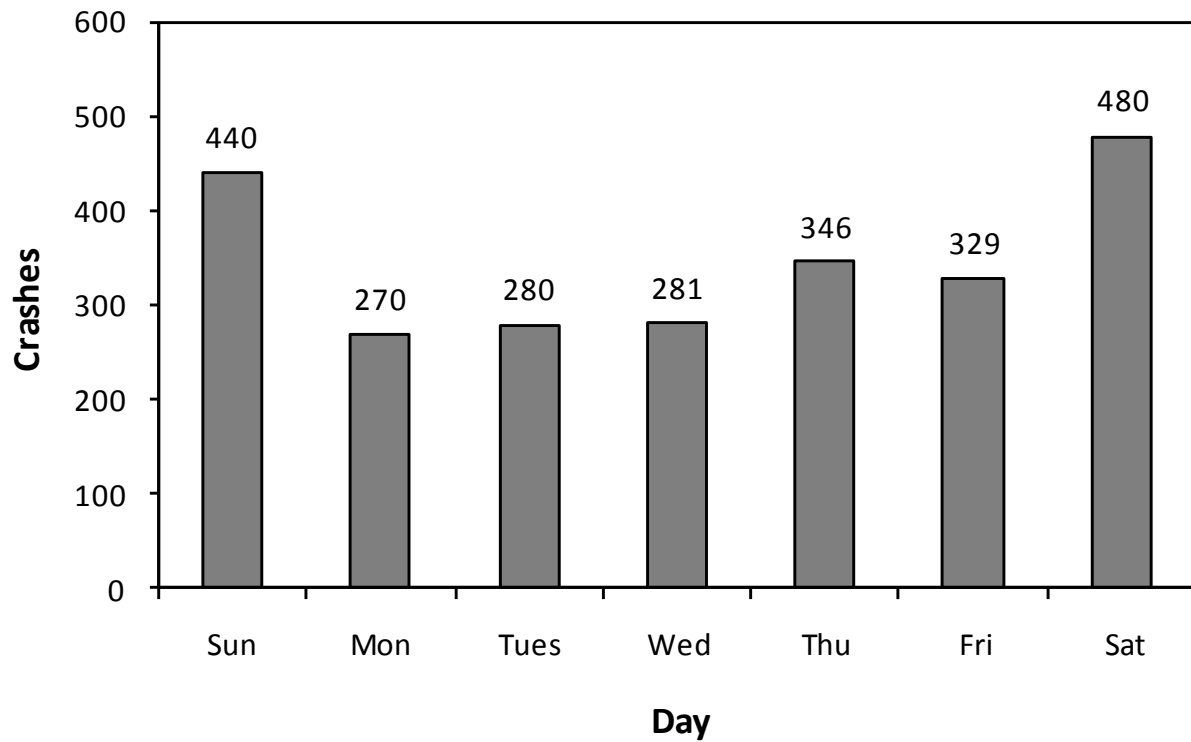


Note: Numbers represent five-year totals of fatal motorcycle crashes/motorcyclists killed. Fatal crash numbers may also include crashes involving non-motorcyclists.

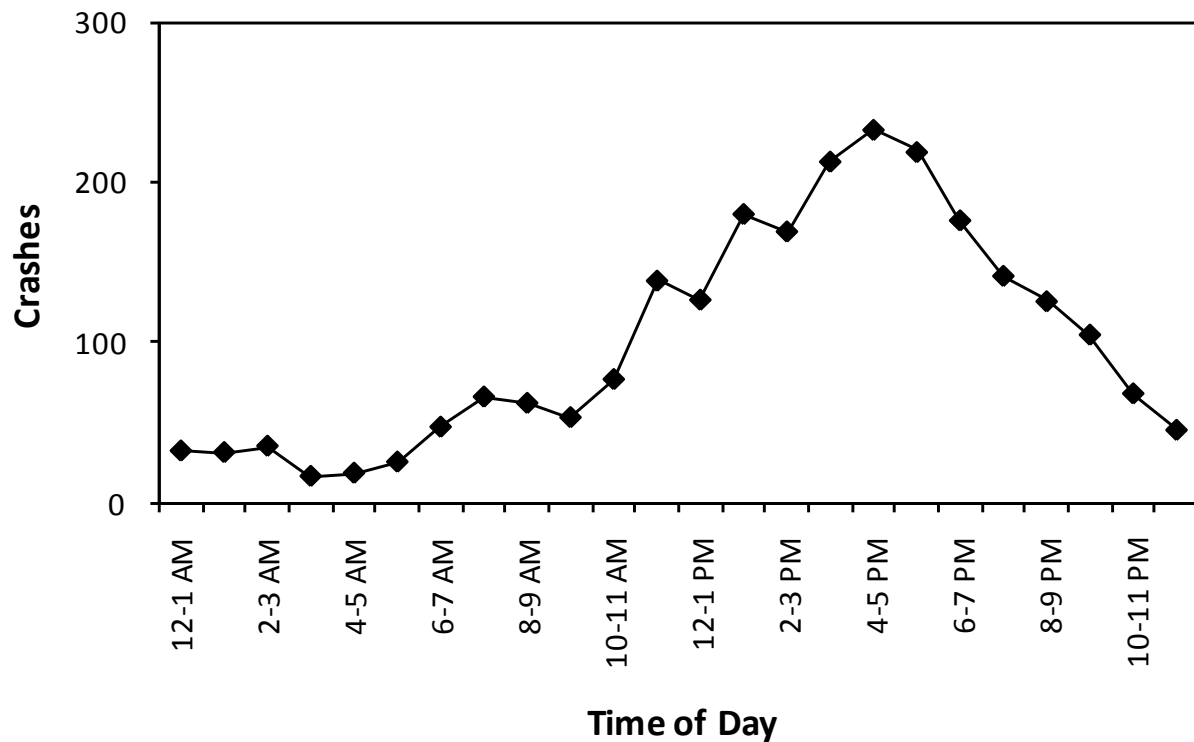
Motorcycle Crashes by Time of Day and Day of Week

Time	Sunday	Monday	Tuesday	Wednesday	Thursday	Friday	Saturday	TOTAL
12-1 AM	5	3	4	1	3	10	6	32
1-2 AM	10	2	1	1	3	6	8	31
2-3 AM	14	0	4	2	1	4	10	35
3-4 AM	4	0	2	2	1	2	5	16
4-5 AM	0	4	3	3	6	2	0	18
5-6 AM	4	6	3	5	5	2	0	25
6-7 AM	2	10	9	8	8	9	1	47
7-8 AM	7	15	9	10	17	5	3	66
8-9 AM	8	7	8	13	8	8	10	62
9-10 AM	12	6	6	10	6	7	6	53
10-11 AM	14	11	5	9	7	12	19	77
11-12 PM	27	17	7	13	18	18	39	139
12-1 PM	28	11	13	13	19	17	26	127
1-2 PM	46	22	15	15	27	15	41	181
2-3 PM	31	18	17	13	26	19	46	170
3-4 PM	41	26	28	25	26	23	45	214
4-5 PM	46	29	31	29	34	31	34	234
5-6 PM	30	25	29	36	29	32	39	220
6-7 PM	28	18	22	19	31	28	31	177
7-8 PM	24	18	15	19	20	22	24	142
8-9 PM	24	10	17	10	15	19	31	126
9-10 PM	15	5	14	12	18	20	21	105
10-11 PM	9	5	9	10	8	10	17	68
11-12 AM	3	2	8	3	7	7	15	45
Unknown	8	0	1	0	3	1	3	16
TOTAL	440	270	280	281	346	329	480	2,426

Motorcycle Crashes by Day of Week



Motorcycle Crashes by Time of Day

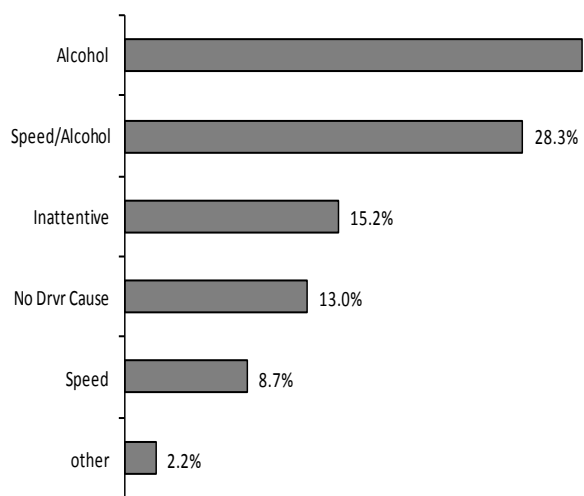


Motorcycle Drivers in Crashes by Age Group

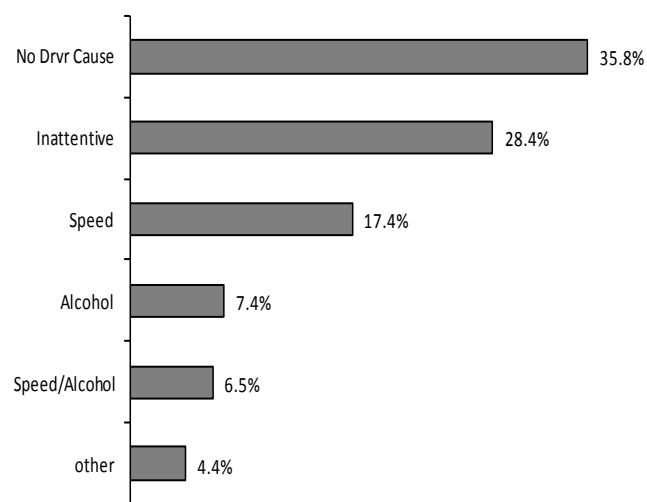
Age	Cyclists with an Instr. Permit or Endorsement	Percent of Licensed Cyclists	Percent of Cyclists in Age Group Involved in Crashes	Number of Cyclists in Age Group in Crashes	Percent of Total Cyclists in Crashes	Cyclists in Fatal Crashes	Cyclists in Injury Crashes	Cyclists in Property Damage Crashes
5-9	0	0.00%	N/A	2	0.08%	0	2	0
10-14	0	0.00%	N/A	1	0.04%	0	1	0
15	0	0.00%	N/A	2	0.08%	0	2	0
16	149	0.03%	1.34%	2	0.08%	0	2	0
17	529	0.11%	1.32%	7	0.28%	2	4	1
18	1,108	0.22%	2.62%	29	1.16%	1	22	6
19	1,656	0.33%	2.17%	36	1.44%	1	30	5
20	2,324	0.47%	1.98%	46	1.84%	2	33	11
21	2,787	0.56%	2.83%	79	3.16%	6	66	7
22	3,204	0.64%	2.03%	65	2.60%	2	55	8
23	3,552	0.71%	1.27%	45	1.80%	1	41	3
24	3,896	0.78%	1.36%	53	2.12%	2	46	5
25-34	54,371	10.93%	0.72%	393	15.74%	16	316	61
35-44	93,411	18.77%	0.55%	516	20.66%	26	422	68
45-54	155,756	31.30%	0.41%	637	25.51%	17	523	97
55-64	121,341	24.39%	0.35%	425	17.02%	22	354	49
65-74	40,609	8.16%	0.24%	96	3.84%	4	77	15
75 +	12,870	2.59%	0.09%	11	0.44%	0	10	1
Unknown	0	0.00%	N/A	52	2.08%	0	12	40
TOTAL	497,563	100.00%	N/A	2,497	100.00%	102	2,018	377

Single Unit Motorcycle Crashes Primary Driver Contributing Factors

Fatal Crashes



Total Crashes



This report counts Primary Driver Possible Contributing Circumstances (PCCs) marked on the accident report form as well as citations issued by law enforcement officers. It only counts one of the PCCs or citations per crash and counts some PCCs before others. Therefore, for example, the portion of primary PCCs noted as inattentive represents only PCCs for inattention that were the sole PCC given. The numbers for this report were calculated differently than in years prior to 2001 and may not directly compare.

Motorcycle Crashes by Manner of Collision and Highway Class by Urban/Rural Location

Manner of Collision	Highway Class											TOTAL		
	Local Street/Road			County Highway		State Highway			Interstate System					
	Rural	Urban	Total	Rural	Total	Rural	Urban	Total	Rural	Urban	Total	Rural	Urban	Total
No collision w/ vehicle in transit	276	290	566	350	350	327	140	467	36	48	84	989	478	1,467
Angle	32	215	247	31	31	69	77	146	0	0	0	132	292	424
Rear end	19	100	119	24	24	58	76	134	8	19	27	109	195	304
Side swipe same direction	12	63	75	3	3	20	23	43	1	10	11	36	96	132
Side swipe opposite direction	12	14	26	5	5	13	6	19	0	0	0	30	20	50
Head on	5	13	18	9	9	6	6	12	0	0	0	20	19	39
Rear to rear	0	1	1	0	0	0	1	1	0	0	0	0	2	2
Unknown	1	3	4	0	0	2	2	4	0	0	0	3	5	8
TOTALS	357	699	1,056	422	422	495	331	826	45	77	122	1,319	1,107	2,426

Rural = an unincorporated area or an incorporated area with a population under 5,000.

Urban = an incorporated area with a population of 5,000 or more.

Vehicle Possible Contributing Circumstances in Motorcycle Crashes by Severity and Urban/Rural Location

Vehicle PCC's for Motorcycles	Crash Severity									Total Vehicle PCC's		
	Fatal			Injury			Property Damage					
	Rural	Urban	Total	Rural	Urban	Total	Rural	Urban	Total	Rural	Urban	Total
Tires	1	0	1	21	8	29	2	0	2	24	8	32
Brakes	1	0	1	15	5	20	2	1	3	18	6	24
Steering	0	0	0	4	3	7	0	0	0	4	3	7
Turn signals	0	0	0	0	0	0	1	0	1	1	0	1
Head lamps	0	0	0	0	1	1	0	0	0	0	1	1
Tail lamps	0	0	0	0	1	1	0	0	0	0	1	1
Disabled prior crash	0	0	0	1	0	1	0	0	0	1	0	1
Other	1	0	1	13	9	22	5	0	5	19	9	28
TOTAL	3	0	3	54	27	81	10	1	11	67	28	95

Rural = an unincorporated area or an incorporated area with a population under 5,000.

Urban = an incorporated area with a population of 5,000 or more.

Note: The numbers in this table represent the number of times a given vehicle PCC was cited as a possible contributing circumstance for a motorcycle in a crash. They do not represent number of crashes

Fixed Objects Struck in Single Unit Motorcycle Crashes

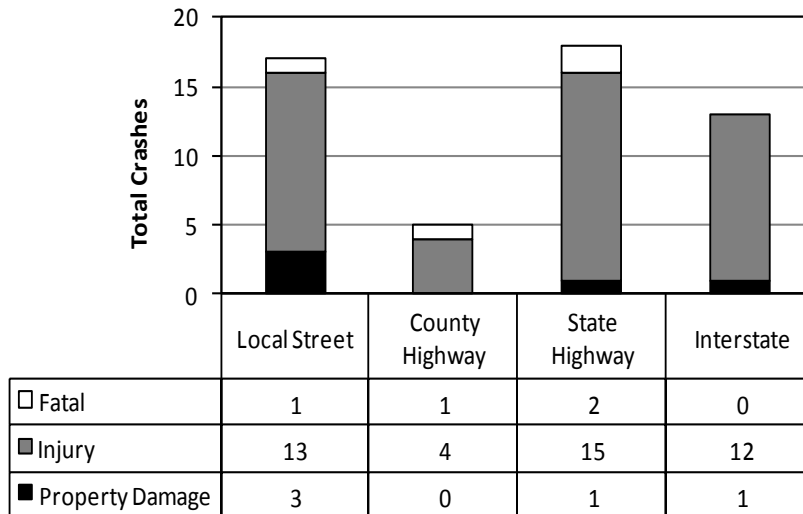
Type of Fixed Object	Fatal			Injury			Property Damage			TOTAL		
	Rural	Urban	Total	Rural	Urban	Total	Rural	Urban	Total	Rural	Urban	Total
Ditch	4	2	6	157	12	169	28	2	30	189	16	205
Curb	0	1	1	11	58	69	2	5	7	13	64	77
Other Fixed Object	2	1	3	21	24	45	5	2	7	28	27	55
Tree	2	1	3	16	6	22	3	0	3	21	7	28
Other Object (Not Fixed)	1	0	1	16	7	23	1	0	1	18	7	25
Traffic Sign Post	2	0	2	12	4	16	1	0	1	15	4	19
Fence	3	1	4	7	3	10	3	1	4	13	5	18
Embankment	0	0	0	8	1	9	2	0	2	10	1	11
Other Post	1	0	1	7	1	8	1	0	1	9	1	10
Culvert	3	0	3	4	3	7	0	0	0	7	3	10
Guardrail Face	0	0	0	8	1	9	0	0	0	8	1	9
Median Barrier	0	0	0	0	5	5	1	2	3	1	7	8
Utility Pole	3	0	3	1	1	2	0	0	0	4	1	5
Mailbox	0	0	0	3	1	4	0	0	0	3	1	4
Bridge Rail	0	0	0	2	2	4	0	0	0	2	2	4
Traffic Signal	0	0	0	0	2	2	0	1	1	0	3	3
Lum Light Support	0	2	2	1	0	1	0	0	0	1	2	3
Guardrail End	0	0	0	0	1	1	2	0	2	2	1	3
Bridge Parapet End	0	0	0	1	0	1	0	0	0	1	0	1
Overhead Sign Post	0	1	1	0	0	0	0	0	0	0	1	1
Unknown	0	0	0	3	0	3	1	1	2	4	1	5
TOTAL	21	9	30	278	132	410	50	14	64	349	155	504

Rural = an unincorporated area or an incorporated area with a population under 5,000.

Urban = an incorporated area with a population of 5,000 or more.

Note: This report counts fixed objects struck, not crashes. There may have been more than one fixed object struck in some crashes.

Motorcycle Crashes in Work Zones by Highway Class and Crash Severity



Note: A work zone is "the area between the first advance warning sign and the point beyond the work area where traffic is no longer affected." (Wisconsin Traffic Crash Facts).

Motorcycle Crashes by Crash Conditions and Severity with Total Killed, Total Injured

Light Conditions

Light Conditions	Fatal Crashes	Injury Crashes	Property Damage Crashes	Total Crashes	TOTAL	
					Persons Killed	Persons Injured
Daylight	60	1,496	230	1,786	60	1,755
Dark/Unlit	21	205	23	249	22	250
Dark/Lighted	12	151	44	207	12	190
Dusk	3	76	11	90	3	90
Dawn	0	22	1	23	0	23
Unknown	1	2	2	5	1	2
TOTAL	97	1,952	311	2,360	98	2,310

Weather Conditions

Weather Conditions	Fatal Crashes	Injury Crashes	Property Damage Crashes	Total Crashes	TOTAL	
					Persons Killed	Persons Injured
Clear	68	1,447	224	1,739	69	1,711
Cloudy	27	429	66	522	27	507
Rain	0	57	16	73	0	70
Fog/Smog/Smoke	0	7	1	8	0	7
Severe Crosswinds	0	5	0	5	0	6
Other	0	2	0	2	0	3
Snow	0	0	1	1	0	0
Sleet/Hail	0	0	1	1	0	0
Unknown	2	7	2	11	2	7
TOTAL	97	1,954	311	2,362	98	2,311

Road Conditions

Road Conditions	Fatal Crashes	Injury Crashes	Property Damage Crashes	Total Crashes	TOTAL	
					Persons Killed	Persons Injured
Dry	90	1,811	273	2,174	91	2,146
Wet	4	75	26	105	4	88
Sand/Mud/Dirt/Oil	0	38	5	43	0	41
Other	0	21	2	23	0	26
Ice	0	1	1	2	0	1
Unknown	2	5	1	8	2	5
TOTAL	96	1,951	308	2,355	97	2,307

Drinking Motorcycle Drivers in Crashes by County and Age

County	Drivers Age						Total HBD Drivers	Total HBD Crashes
	16-19	20-24	25-34	35-44	45-54	55-74		
Adams	0	0	0	0	1	0	1	1
Ashland	0	0	0	0	0	1	1	1
Barron	0	0	2	0	1	2	5	4
Brown	1	2	3	2	1	1	10	10
Buffalo	0	0	0	3	0	0	3	3
Burnett	0	0	1	1	0	0	2	2
Calumet	0	0	0	3	0	0	3	3
Chippewa	0	1	1	0	0	0	2	2
Clark	0	0	0	0	1	0	1	1
Columbia	0	0	0	0	1	0	1	1
Crawford	0	0	0	1	1	0	2	2
Dane	0	1	1	4	1	0	7	7
Dodge	0	0	0	0	2	1	3	3
Door	0	1	0	0	0	0	1	1
Douglas	0	0	0	0	0	1	1	1
Dunn	0	0	0	2	0	1	3	3
Eau Claire	0	0	0	2	0	0	2	2
Florence	0	0	0	0	1	0	1	1
Fond Du Lac	0	0	0	1	1	0	2	2
Grant	0	0	0	0	0	3	3	3
Green	0	0	0	1	0	0	1	1
Iowa	0	0	0	2	1	0	3	3
Jackson	0	0	0	0	0	1	1	1
Jefferson	0	0	1	0	1	1	3	3
Juneau	0	0	1	0	1	0	2	2
Kenosha	1	1	2	2	3	4	13	12
La Crosse	0	1	1	0	1	1	4	4
Lafayette	0	0	0	1	0	0	1	1
Lincoln	0	0	0	1	1	1	3	3
Manitowoc	0	2	0	1	1	0	4	4
Marathon	0	1	1	1	0	0	3	3
Marinette	0	2	1	1	0	0	4	4
Marquette	0	0	0	0	1	0	1	1
Milwaukee	1	1	6	7	3	0	18	18
Monroe	0	1	1	0	0	0	2	2
Oconto	0	0	0	2	0	0	2	2
Outagamie	0	0	2	1	1	0	4	4
Ozaukee	0	1	1	1	1	0	4	4
Pepin	0	0	0	1	0	0	1	1
Pierce	0	0	2	2	0	0	4	4
Polk	0	3	1	1	2	0	7	7
Portage	0	0	1	0	2	0	3	3
Price	0	0	1	1	0	0	2	2
Racine	0	2	1	2	3	1	9	9
Rock	0	0	2	7	2	2	13	13
Rusk	0	0	0	1	0	1	2	2
St. Croix	0	1	1	1	0	0	3	3
Sauk	0	0	1	0	1	0	2	2
Shawano	0	1	0	0	2	0	3	3
Sheboygan	0	0	0	1	2	0	3	3
Taylor	0	0	0	1	0	0	1	1
Trempealeau	0	0	0	1	0	1	2	2
Vernon	0	0	0	0	1	0	1	1
Walworth	0	0	1	3	0	0	4	4
Washington	0	0	1	4	5	1	11	11
Waukesha	0	0	2	5	4	2	13	13
Waupaca	0	0	0	1	2	0	3	3
Waushara	0	0	0	0	1	0	1	1
Winnebago	1	1	2	5	1	0	10	10
Wood	0	0	1	0	0	0	1	1
TOTAL	4	23	42	77	54	26	226	224

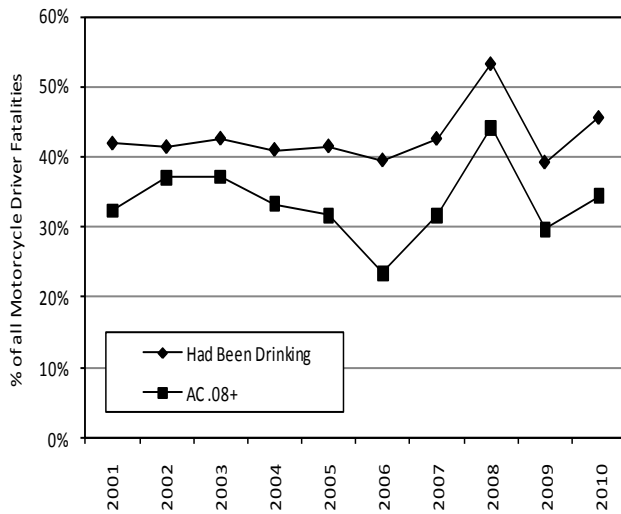
HBD = Had Been Drinking— The two numbers (226 & 224) are not identical because some crashes may involve more than one motorcycle. Counties not shown did not report HBD Riders or HBD Crashes.

Alcohol-Related Crashes by Time of Day and Day of Week Total Killed — Total Injured

Time of Day	Sunday	Monday	Tuesday	Wednesday	Thursday	Friday	Saturday	Total Crashes	Total Killed	Total Injured
12-1 AM	3	2	1	0	2	5	3	16	5	12
1-2 AM	3	1	0	1	1	3	3	12	2	12
2-3 AM	5	0	1	1	0	2	4	13	4	15
3-4 AM	0	0	1	0	0	0	2	3	1	3
4-5 AM	0	0	0	0	0	1	0	1	0	1
5-6 AM	1	0	0	0	0	1	0	2	0	2
6-7 AM	0	0	0	0	0	0	1	1	0	1
7-8 AM	0	1	0	0	0	0	0	1	0	1
9-10 AM	1	0	0	0	0	0	0	1	0	1
10-11 AM	0	0	0	0	0	0	1	1	0	1
11-12 PM	0	0	1	0	1	1	1	4	0	3
1-2 PM	2	0	1	0	1	0	1	5	1	5
2-3 PM	0	0	0	0	2	0	2	4	0	4
3-4 PM	2	0	0	0	1	0	3	6	1	5
4-5 PM	5	1	2	0	1	1	2	12	5	11
5-6 PM	4	0	3	4	3	3	6	23	4	22
6-7 PM	5	2	1	2	2	1	6	19	1	20
7-8 PM	5	0	1	2	3	4	6	21	3	20
8-9 PM	7	1	0	1	1	1	5	16	1	18
9-10 PM	3	1	1	0	4	5	4	18	2	21
10-11 PM	5	1	3	5	3	1	4	22	3	29
11-12 AM	0	1	1	1	2	3	7	15	6	13
Unknown	6	0	0	0	1	1	0	8	6	3
TOTAL	57	11	17	17	28	33	61	224	45	223
Percentage	25.4%	4.9%	7.6%	7.6%	12.5%	14.7%	27.2%	100.0%		

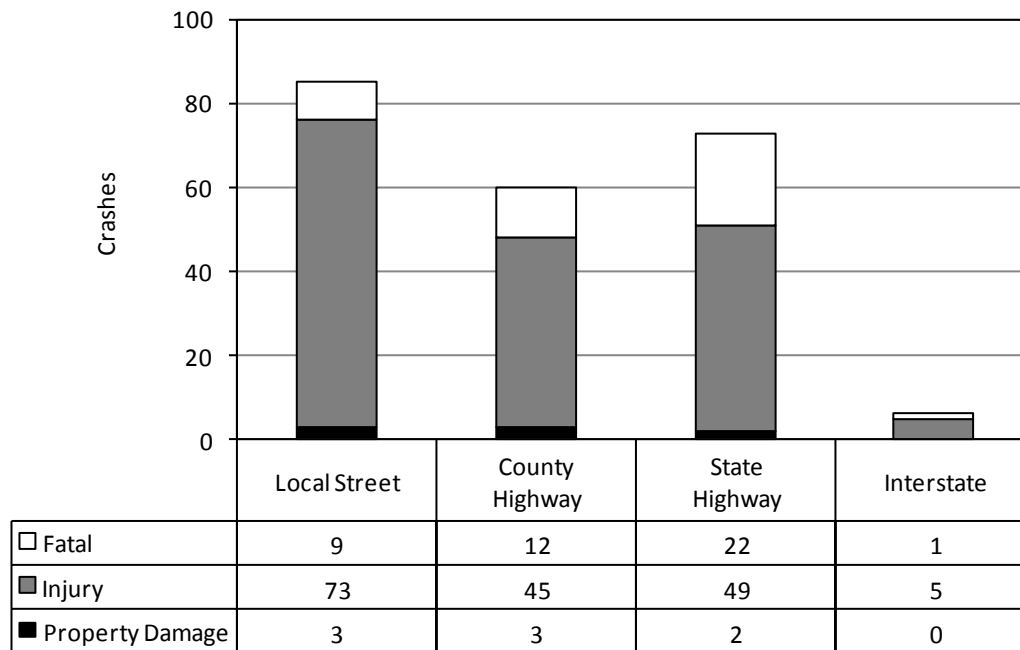
Note: This table represents crashes where the motorcyclist had been drinking. Time of day refers to a one-hour interval. Crashes could also include non-motorcyclists in which a motorcycle was involved.

2001-2010 Alcohol Concentration (AC) Test Results of Motorcycle Driver Fatalities



	Motorcycle Driver Fatalities	Alcohol Concentration			Had Been Drinking
		Negative or Unknown	.01-.07	.08+	
2001	62	36	6	20	41.90%
2002	70	41	3	26	41.40%
2003	94	54	5	35	42.60%
2004	78	46	6	26	41.00%
2005	82	48	8	26	41.50%
2006	81	49	13	19	39.50%
2007	101	58	11	32	42.57%
2008	77	36	7	34	53.24%
2009	74	45	7	22	39.19%
2010	74	49	10	31	45.56%
Total	793	462	76	271	43.76%
%	100%	58.26%	9.58%	34.17%	43.76%

Alcohol-Related Motorcycle Crashes by Highway Class and Crash Severity



Note: This chart includes only crashes where the motorcyclist had been drinking.

Safety Equipment Use on Motorcycles by Injury Severity and Seat Position

Injury Severity	Seat Position by Safety Equipment Use									
	Driver					Passenger				
	Helmet Worn	*Eye Protection	None	Unknown	Total	Helmet Worn	*Eye Protection	None	Unknown	Total
Not Injured	153	133	58	68	412	14	20	4	3	41
Incapacitating	170	233	100	17	520	17	34	26	2	79
Nonincapacitating	398	422	184	29	1,033	39	45	44	2	130
Possible	185	127	56	15	383	16	18	11	3	48
Killed	22	37	29	2	90	1	3	3	1	8
TOTAL	928	952	427	131	2,438	87	120	88	11	306

Injury Severity	Seat Position by Safety Equipment Use									
	Sidecar					TOTAL				
	Helmet Worn	*Eye Protection	None	Unknown	Total	Helmet Worn	*Eye Protection	None	Unknown	Total
Not Injured	2	0	0	0	2	169	153	62	71	455
Incapacitating	0	0	0	0	0	187	267	126	19	599
Nonincapacitating	1	1	0	0	2	438	468	228	31	1,165
Possible	0	2	1	0	3	201	147	68	18	434
Killed	0	0	0	0	0	23	40	32	3	98
TOTAL	3	3	1	0	7	1,018	1,075	516	142	2,751

*Eye protection is required by law. Those riders designated as wearing eye protection were NOT wearing helmets. Wisconsin law waives eye protection if the windshield is of sufficient height; those riders may be designated as NONE.

Note: This report counts only those motorcyclists for whom seat location was recorded on the accident report form.

Motorcyclists Injured by Age and Role by Safety Equipment Use

Age	Driver						Passenger					
	Helmet Only	Helmet & Eye Protection	Eye Protection	None	Unknown/Other	Total	Helmet Only	Helmet & Eye Protection	Eye Protection	None	Unknown/Other	Total
4	0	0	0	0	0	0	0	1	0	0	0	1
5-9	1	0	0	1	0	2	1	1	1	0	0	3
10-14	0	0	0	1	0	1	2	2	0	2	1	7
15	1	1	0	0	0	2	1	0	0	1	0	2
16	2	0	0	0	0	2	1	0	0	2	0	3
17	2	1	0	1	0	4	1	3	1	1	0	6
18	5	9	5	2	1	22	0	0	1	1	0	2
19	6	11	4	7	1	29	0	0	1	2	0	3
20	7	15	6	4	1	33	1	1	1	2	0	5
21	12	19	21	12	1	65	1	1	1	3	0	6
22	14	15	16	7	2	54	1	3	1	3	0	8
23	12	12	10	4	3	41	0	0	0	2	0	2
24	13	12	13	5	2	45	1	0	2	1	1	5
25-34	50	77	115	55	9	306	2	7	15	19	0	43
35-44	37	86	174	90	14	401	4	4	28	23	0	59
45-54	49	110	238	89	16	502	9	8	29	16	3	65
55-64	43	88	150	52	8	341	5	6	14	3	0	28
65-74	16	22	26	6	3	73	1	3	1	0	0	5
75-84	1	2	4	2	0	9	0	0	0	0	0	0
85 & over	1	0	0	0	0	1	0	0	0	0	0	0
Unknown	0	1	0	2	0	3	1	0	1	0	2	4
TOTALS	272	481	782	340	61	1,936	32	40	97	81	7	257

Age	Sidecar						Total					
	Helmet Only	Helmet & Eye Protection	Eye Protection	None	Unknown/Other	Total	Helmet Only	Helmet & Eye Protection	Eye Protection	None	Unknown/Other	Total
4	0	0	0	0	0	0	0	1	0	0	0	1
5-9	0	0	0	0	0	0	2	1	1	1	0	5
10-14	0	0	0	0	0	0	2	2	0	3	1	8
15	0	0	0	0	0	0	2	1	0	1	0	4
16	0	0	0	0	0	0	3	0	0	2	0	5
17	0	0	0	0	0	0	3	4	1	2	0	10
18	0	0	0	0	0	0	5	9	6	3	1	24
19	0	0	0	0	0	0	6	11	5	9	1	32
20	0	0	0	0	0	0	8	16	7	6	1	38
21	0	0	0	0	0	0	13	20	22	15	1	71
22	0	0	0	0	0	0	15	18	17	10	2	62
23	0	0	0	0	0	0	12	12	10	6	3	43
24	0	0	1	0	0	1	14	12	16	6	3	51
25-34	0	0	0	0	0	0	52	84	130	74	9	349
35-44	0	0	1	1	0	2	41	90	203	114	14	462
45-54	0	0	1	0	0	1	58	118	268	105	19	568
55-64	0	1	0	0	0	1	48	95	164	55	8	370
65-74	0	0	0	0	0	0	17	25	27	6	3	78
75-84	0	0	0	0	0	0	1	2	4	2	0	9
85 & over	0	0	0	0	0	0	1	0	0	0	0	1
Unknown	0	0	0	0	0	0	1	1	1	2	2	7
TOTALS	0	1	3	1	0	5	304	522	882	422	68	2,198

Note: This report counts only those motorcyclists for whom seat location was known. Wisconsin law waives eye protection if the windshield is of sufficient height; those riders may be designated as NONE.

Motorcyclists Killed by Age and Role by Safety Equipment Use and Gender

Age	Motorcycle Driver										Motorcycle Passenger: On Bike											
	Helmet Only		Helmet & Eye		Eye Only		None		Eqp Use Unk		Total	Helmet Only		Helmet & Eye		Eye Only		None		Eqp Use Unk		Total
	M	F	M	F	M	F	M	F	M	F	M&F	M	F	M	F	M	F	M	F	M	F	M&F
17	1	0	1	0	0	0	0	0	0	0	2	0	0	0	0	0	0	0	0	0	0	0
19	0	0	1	0	0	0	0	0	0	0	1	0	0	0	0	0	0	0	0	0	0	0
20	0	0	1	0	1	0	0	0	0	0	2	0	0	0	0	0	0	0	0	0	0	0
21	0	0	2	0	3	0	0	0	0	0	5	0	0	0	0	0	0	0	0	0	0	0
22	0	0	0	0	1	0	1	0	0	0	2	0	0	0	0	0	0	0	0	0	0	0
23	0	0	0	0	0	0	1	0	0	0	1	0	0	0	0	0	0	0	0	0	0	0
24	0	0	0	0	0	0	1	0	0	0	1	0	0	0	0	0	0	0	0	0	0	0
25-34	0	0	4	0	5	0	5	1	0	0	15	0	0	0	0	0	1	1	0	0	0	2
35-44	1	0	2	0	13	0	8	0	1	0	25	0	0	0	0	0	0	0	0	0	1	1
45-54	1	0	2	1	7	0	3	0	0	0	14	0	0	0	0	0	2	0	1	0	0	3
55-64	1	0	2	0	6	0	8	0	1	0	18	0	0	0	1	0	0	0	1	0	0	2
65-74	1	0	1	0	1	0	1	0	0	0	4	0	0	0	0	0	0	0	0	0	0	0
TOTALS	5	0	16	1	37	0	28	1	2	0	90	0	0	0	1	0	3	1	2	0	1	8

Age	Motorcycle Passenger: In Side Car										TOTAL											
	Helmet Only		Helmet & Eye		Eye Only		None		Eqp Use Unk		Total	Helmet Only		Helmet & Eye		Eye Only		None		Eqp Use Unk		Total
	M	F	M	F	M	F	M	F	M	F	M&F	M	F	M	F	M	F	M	F	M	F	M&F
17	0	0	0	0	0	0	0	0	0	0	0	1	0	1	0	0	0	0	0	0	0	2
19	0	0	0	0	0	0	0	0	0	0	0	0	0	1	0	0	0	0	0	0	0	1
20	0	0	0	0	0	0	0	0	0	0	0	0	0	1	0	1	0	0	0	0	0	2
21	0	0	0	0	0	0	0	0	0	0	0	0	0	2	0	3	0	0	0	0	0	5
22	0	0	0	0	0	0	0	0	0	0	0	0	0	0	0	1	0	1	0	0	0	2
23	0	0	0	0	0	0	0	0	0	0	0	0	0	0	0	0	0	1	0	0	0	1
24	0	0	0	0	0	0	0	0	0	0	0	0	0	0	0	0	0	1	0	0	0	1
25-34	0	0	0	0	0	0	0	0	0	0	0	0	0	4	0	5	1	6	1	0	0	17
35-44	0	0	0	0	0	0	0	0	0	0	0	1	0	2	0	13	0	8	0	1	1	26
45-54	0	0	0	0	0	0	0	0	0	0	0	1	0	2	1	7	2	3	1	0	0	17
55-64	0	0	0	0	0	0	0	0	0	0	0	1	0	2	1	6	0	8	1	1	0	20
65-74	0	0	0	0	0	0	0	0	0	0	0	1	0	1	0	1	0	1	0	0	0	4
TOTALS	0	0	0	0	0	0	0	0	0	0	0	5	0	16	2	37	3	29	3	2	1	98

Note: This report counts only those motorcyclists with seat location recorded.

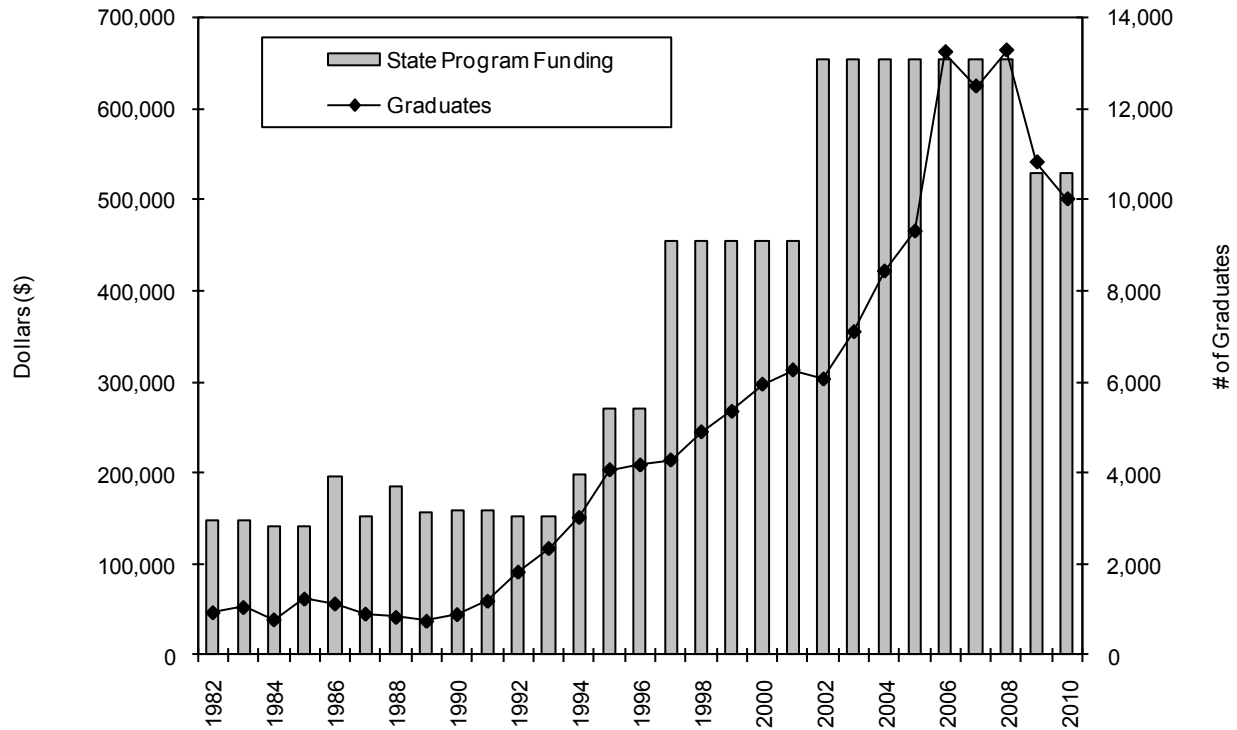
F = Female, M = Male, Tot = Total
 Helmet Only = Helmet worn, no eye protection
 Helmet & Eye = Helmet worn, eye protection worn
 Eye Only = No helmet worn, eye protection worn
 None = No helmet worn, no eye protection worn

Motorcycle Drivers Possible Contributing Circumstances by Crash Severity and Urban/Rural Location

Driver PCC's	Crash Severity									Total Driver PCC's		
	Fatal			Injury			Property Damage			Rural	Urban	Total
	Rural	Urban	Total	Rural	Urban	Total	Rural	Urban	Total			
Failure to Control	26	9	35	405	180	585	45	22	67	476	211	687
Speed too Fast/Conditions	12	2	14	119	26	145	10	5	15	141	33	174
Driver Condition	8	3	11	101	52	153	7	2	9	116	57	173
Inattentive Driving	7	3	10	91	43	134	12	15	27	110	61	171
Exceeding Speed Limit	14	12	26	54	63	117	7	5	12	75	80	155
Following Too Closely	1	1	2	40	43	83	3	15	18	44	59	103
Fail to Yield Right of Way	2	1	3	19	33	52	4	4	8	25	38	63
Improper Overtake	3	0	3	24	13	37	2	5	7	29	18	47
Left of Center	4	1	5	24	8	32	2	1	3	30	10	40
Disregarded Traffic Control	3	1	4	7	21	28	1	2	3	11	24	35
Improper Turn	0	0	0	10	12	22	1	1	2	11	13	24
Physically Disabled	0	0	0	1	0	1	0	0	0	1	0	1
Other	2	0	2	20	24	44	2	4	6	24	28	52
TOTAL	82	33	115	915	518	1,433	96	81	177	1,093	632	1,725

Note: The numbers in this table represent the number of times a given driver PCC was cited as a possible contributing circumstance for a driver in a crash. These numbers do not represent numbers of crashes.

State Motorcycle Safety Program Funding and Motorcycle Basic Safety Course Graduates (1982-2010)



Moped Crashes 10-Year Summary

Year	Registered Mopeds	Moped Fatalities	Moped Injuries	Fatal Crashes	Single Unit Fatal Crashes	Injury Crashes	Property Damage Crashes	Total Crashes
2001	23,339	2	56	1	0	66	2	69
2002	22,527	4	98	4	2	100	1	105
2003	27,386	2	107	2	1	92	6	100
2004	27,728	1	103	1	1	103	11	115
2005	34,625	0	154	0	0	147	8	155
2006	36,311	0	205	0	0	203	11	214
2007	45,266	4	219	4	0	216	19	239
2008	51,386	1	287	1	0	282	20	303
2009	61,195	2	229	2	0	224	21	247
2010	51,391	6	245	6	3	247	29	282

Moped Registration Data as of 12/31.

Note: Statistics on mopeds are kept separate from motorcycle statistics due to technological differences as well as to make valid, statistical comparisons to previous years. This varies from what is reported under the Fatality Analysis Reporting System (FARS). FARS includes mopeds as "motorcycles".

Fatally Injured Motorcyclists

DAY	TIME	D/P	UNITS	TYPE	SAFETY	ROAD	LIGHT	WEATHER	M/F	AGE	LICENSE	NARRATIVE	ROAD TYPE	PCCS
Mon	12:37 AM	D	1	05 H.D.	None	Dry	DK/NL	Cloudy	M	63	VALID	N/B MC left roadway/ entered ditch/ struck culvert/ ejected	Local	11
Mon	1:08 AM	D	1	06 H.D.	Eye	Wet	DK/NL	Cloudy	M	40	VALID	N/B MC struck a deer/ ejected	Local	None
Mon	7:36 AM	D	2	75 Yamaha	Hel/Eye	Dry	Daylight	Cloudy	M	19	VALID	W/B veh turned left in front of E/B MC/ MC struck veh/ ejected	Local	77
Mon	12:28 PM	D	2	75 Honda	Eye	Dry	Daylight	Cloudy	M	58	INVALID	E/B veh making left turn struck S/B MC	Local	77
Mon	12:59 PM	D	2	91 BMW	None	Dry	Daylight	Clear	M	57	INVALID	W/B MC struck W/B veh making U-turn in roadway	Local	77
Mon	4:21 PM	P	2	99 H.D.	Unknown	Dry	Daylight	Clear	F	42	passenger	W/B MC crossed center line and struck W/B veh/ ejected	Local	1, 11
Mon	5:57 PM	D	1	98 Suzuki	Hel/Eye	Dry	Daylight	Clear	M	27	INVALID	S/B MC at high rate of speed lost control/ entered ditch/ ejected	Local	2
Mon	11:30 PM	D	1	95 Honda	None	Dry	DK/NL	Clear	M	74	INVALID	E/B MC at high rate of speed failed to negotiate curve/ rolled MC/ ejected	Local	2
Tue	8:20 AM	D	1	02 Kawasaki	Hel	Dry	Daylight	Clear	M	55	VALID	S/B MC struck a deer/ ejected	Local	77
Tue	10:48 AM	D	1	06 BMW	Hel	Dry	Daylight	Cloudy	M	49	MN-License	W/B MC lost control in construction area/ ejected	Local	11
Tue	12:29 PM	D	2	00 Honda	Eye	Dry	Daylight	Clear	M	37	VALID	S/B MC crossed centerline and struck N/B veh/ ejected	Local	2
Tue	12:44 PM	D	3	84 Honda	Eye	Dry	Daylight	Clear	M	70	VALID	E/B veh pulled in front of S/B MC/ MC struck veh/ ejected	Local	77
Tue	1:07 PM	D	2	07 Suzuki	Eye	Dry	Daylight	Cloudy	M	21	INVALID	S/B MC at high rate of speed struck N/B left turning veh/ ejected	Local	1
Tue	2:11 PM	D	2	95 Suzuki	Eye	Dry	Daylight	Clear	M	22	INVALID	W/B MC struck N/B veh	Local	1
Tue	4:03 PM	D	2	98 H.D.	Eye	Dry	Daylight	Clear	M	49	M-License	S/B MC struck rear end of S/B veh/ ejected	Local	4
Tue	4:26 PM	D	1	82 Yamaha	Eye	Dry	Daylight	Cloudy	M	34	VALID	W/B MC failed to negotiate curve/ struck curb/ ejected	Local	1, 2, 11
Tue	4:46 PM	D	2	83 Yamaha	Eye	Dry	Daylight	Clear	M	33	INVALID	E/B veh making right turn was struck by E/B MC passing it on right side/ ejected	Local	1, 3, 9, 11
Tue	5:35 PM	D	1	05 H.D.	None	Blank	Daylight	Clear	M	38	INVALID	E/B MC struck median curb/ lost control/ ejected	Local	11
Tue	6:30 PM	D	2	07 Honda	Eye	Dry	Daylight	Clear	M	20	VALID	MC and veh struck each other in intersection/ MC rider ejected	Local	None
Tue	7:56 PM	D	1	07 H.D.	None	Dry	DK/NL	Clear	M	48	VALID	W/B MC struck a deer/ ejected	Local	77
Tue	9:32 PM	D	2	Kawasaki	None	Dry	DK/L	Clear	M	38	Unknown	S/B MC went through stop sign and struck N/B veh stopped at stop sign/ ejected	Local	8, 11
Tue	10:48 PM	D	2	08 H.D.	Unknown	Dry	DK/NL	Cloudy	M	57	VALID	N/B MC struck rear end of N/B veh/ ejected	Local	5, 11
Tue	11:12 PM	D	2	04 Suzuki	None	Dry	DK/L	Clear	M	30	VALID	W/B MC in right turn lane turned left in front of W/B veh/ struck by veh/ ejected	Local	3
Wed	6:37 AM	D	2	06 H.D.	Hel/Eye	Dry	Daylight	Clear	M	54	VALID	N/B veh pulled in front of W/B MC/ MC struck N/B veh/ ejected	Local	77
Wed	9:49 AM	D	2	08 Honda	Hel/Eye	Dry	Daylight	Clear	M	21	INVALID	E/B MC lost control, struck parked car/ ejected	Local	11
Wed	2:46 PM	D	1	05 Suzuki	Hel/Eye	Dry	Daylight	Clear	M	66	VALID	S/B MC struck a deer/ ejected	Local	77
Wed	3:05 PM	D	1	Moped	None	Dry	Daylight	Clear	M	26	INVALID	S/B MP lost control/ crashed	Local	77
Wed	3:06 PM	D	1	93 Suzuki	Hel/Eye	Dry	Daylight	Clear	M	21	INVALID	E/B MC began to swerve/ struck curb/ ejected	Local	1, 11
Wed	4:39 PM	D	3	07 H.D.	Hel/Eye	Dry	Daylight	Clear	M	62	VALID	S/B veh struck the rear of S/B MC/ pushing MC into third S/B veh	Local	77
Wed	5:25 PM	D	1	Moped	Eye	Dry	Daylight	Clear	M	47	INVALID	W/B MP fell to its left side and slid/ ejected	Local	11
Wed	5:37 PM	D	2	09 Zhejiang	None	Dry	Daylight	Clear	M	62	VALID	W/B MC entered intersection and was struck by S/B veh	Local	3, 4, 12
Wed	6:00 PM	D	2	03 Honda	Hel/Eye	Dry	Daylight	Cloudy	M	28	INVALID	W/B MC at high rate of speed struck W/B left turning veh/ ejected	Local	1, 9, 11
Wed	8:57 PM	D	2	92 Honda	Hel	Dry	DK/L	Cloudy	M	17	VALID	S/B veh making left turn was struck by N/B MC	Local	1
Wed	10:45 PM	D	3	08 Yamaha	Hel/Eye	Dry	DK/NL	Clear	M	17	INVALID	S/B MC struck E/B veh/ ejected	Local	1
Thu	12:00 AM	D	1	02 H.D.	None	Dry	DK/NL	Clear	M	37	VALID	S/B MC crossed over uneven lanes in construction zone/ lost control/ ejected	Local	4, 7, 12
Thu	9:25 AM	D	2	Moped	Hel/Eye	Dry	Daylight	Cloudy	M	81	INVALID	W/B MP crossed centerline/ struck E/B veh/ ejected	Local	7
Thu	11:45 AM	D	2	86 Suzuki	None	Dry	Daylight	Clear	M	45	VALID	W/B MC struck left turning veh/ ejected	Local	77
Thu	12:38 PM	D	1	96 Suzuki	Hel/Eye	Dry	Daylight	Clear	M	34	INVALID	W/B MC failed to negotiate curve/ left roadway/ struck culvert/ ejected	Local	77
Thu	12:48 PM	D	2	07 Yamaha	None	Dry	Daylight	Clear	M	23	INVALID	S/B MC at high rate of speed struck left turning veh/ ejected	Local	1
Thu	3:24 PM	D	2	07 Suzuki	None	Wet	Daylight	Cloudy	M	22	VALID	N/B MC struck left turning veh/ ejected	Local	1, 2, 8
Thu	4:38 PM	D	1	03 H.D.	None	Dry	Daylight	Cloudy	M	60	VALID	N/B MC lost control on curve of on ramp/ crashed onto the ground	Local	4, 11
Thu	4:49 PM	D	3	93 IAWA	Eye	Dry	Daylight	Clear	M	43	IL-License	E/B MC failed to stop for traffic light/ struck N/B veh	Local	8
Thu	7:01 PM	D	3	05 H.A.	Eye	Dry	Daylight	Clear	M	46	VALID	N/B veh crossed centerline and struck S/B MC	Local	77
Thu	7:11 PM	D	2	98 H.D.	Eye	Dry	Dusk	Clear	M	44	VALID	E/B MC struck left turning veh/ ejected	Local	77
Thu	9:22 PM	D	2	Moped	Eye	Dry	DK/L	Clear	M	17	INVALID	S/B MC struck left turning veh/ ejected	Local	77

Fatally Injured Motorcyclists

DAY	TIME	D/P	UNITS	TYPE	SAFETY	ROAD	LIGHT	WEATHER	M/F	AGE	LICENSE	NARRATIVE	ROAD TYPE	PCCS
Thu	11:29 PM	D	1	08 H.D.	Eye	Dry	DK/L	Clear	M	21	VALID	S/B MC at high rate of speed lost control/ ejected	Local	1, 11, 12
Fri	12:00 AM	D	1	05 Yamaha	Eye	Unknown	DK/NL	Unknown	M	21	VALID	W/B MC left roadway/ overturned	STH	11
Fri	12:55 AM	D	1	96 H.D.	Eye	Dry	DK/L	Cloudy	M	41	IL-LICENSE	N/B MC failed to stop at stop sign/ struck embankment/ ejected	STH	8, 12
Fri	2:43 AM	P	1	00 Honda	None	Wet	DK/L	Cloudy	M	27	passenger	W/B MC lost control/ entered ditch/ flipped/ ejected	Local	None
Fri	11:09 AM	D	1	Moped	Eye	Dry	Daylight	Clear	F	74	INVALID	W/B MP lost control making right turn/ dropped the moped	Local	11
Fri	3:01 PM	D	2	75 Norton	Eye	Dry	Daylight	Cloudy	M	50	VALID	W/B MC overturned and ejected rider in front of E/B left turning veh	Local	77
Fri	3:35 PM	D	3	06 H.D.	Eye	Dry	Daylight	Cloudy	M	55	VALID	N/B MC struck the rear of N/B veh waiting to turn left/ ejected	CTH	4
Fri	4:00 PM	D	1	07 Honda	Hel/Eye	Dry	Daylight	Clear	M	60	MN-LICENSE	N/B MC struck a deer/ ejected	Local	77
Fri	4:46 PM	D	2	08 Yamaha	Eye	Wet	Daylight	Cloudy	M	43	IL-LICENSE	E/B veh pulled in front of N/B MC/ MC laid down/ struck veh	STH	77
Fri	4:55 PM	D	2	78 Honda	Eye	Dry	Daylight	Clear	M	53	INVALID	W/B MC lost control and went left of center/ struck E/B veh/ ejected	CTH	1, 7, 11
Fri	5:05 PM	D	1	03 Kawasaki	Eye	Dry	Daylight	Clear	M	43	INVALID	W/B MC making right turn lost control and flipped/ ejected	STH	2, 11
Fri	5:22 PM	D	1	08 H.D.	None	Dry	Daylight	Cloudy	M	29	VALID	N/B MC lost control, ejected	STH	11
Fri	8:10 PM	D	1	03 H.D.	None	Dry	DK/NL	Clear	M	55	VALID	N/B MC struck a deer/ ejected	CTH	11
Fri	8:35 PM	P	1	08 H.D.	None	Dry	Dusk	Clear	F	51	passenger	W/B MC left roadway/ flipped MC/ ejected	IH	None
Fri	11:54 PM	D	1	08 H.D.	Eye	Dry	DK/NL	Clear	M	39	VALID	S/B MC struck a deer/ ejected	STH	77
Fri	11:54 PM	P	1	08 H.D.	Eye	Dry	DK/NL	Clear	F	48	VALID	S/B MC struck a deer/ ejected	STH	None
Sat	12:00 AM	D	1	01 Honda	Hel/Eye	Dry	DK/NL	Clear	M	53	VALID	E/B MC struck a deer/ ejected	IH	77
Sat	12:10 AM	D	1	02 Kawasaki	None	Dry	DK/NL	Clear	M	47	INVALID	W/B MC left roadway and entered ditch/ overturned	Local	4, 11
Sat	12:20 AM	D	1	76 H.D.	None	Dry	DK/L	Cloudy	M	44	VALID	N/B MC failed to negotiate curve/ entered ditch/ ejected	CTH	11, 12
Sat	1:41 AM	D	1	03 Yamaha	Eye	Dry	DK/NL	Clear	M	30	VALID	N/B MC struck a deer/ ejected	CTH	77
Sat	2:23 AM	D	2	04 H.D.	None	Dry	DK/L	Cloudy	M	28	VALID	N/B MC at high rate of speed crossed centerline and struck S/B veh	STH	1
Sat	2:50 AM	D	2	Moped	None	Dry	DK/L	Cloudy	M	35	INVALID	MP was struck by N/B veh	STH	3
Sat	3:12 AM	D	2	03 H.D.	Eye	Dry	DK/NL	Cloudy	M	39	VALID	N/B MC failed to negotiate curve/ left roadway/ struck parked veh/ ejected	CTH	1, 11, 12
Sat	11:22 AM	P	2	01 H.D.	Eye	Dry	Daylight	Clear	F	50	passenger	N/B MC struck S/B veh/ ejected	STH	None
Sat	11:27 AM	D	2	03 H.D.	Unknown	Dry	Daylight	Clear	M	35	VALID	E/B veh pulled in front of N/B MC/ MC struck veh/ ejected	CTH	77
Sat	12:15 PM	D	2	01 Kawasaki	Hel/Eye	Dry	Daylight	Cloudy	M	39	MN-LICENSE	S/B MC struck N/B that crossed centerline/ ejected	CTH	77
Sat	12:28 PM	D	1	07 H.D.	Hel/Eye	Dry	Daylight	Clear	F	53	IL-LICENSE	W/B MC failed to negotiate curve/ entered ditch/ ejected	CTH	11
Sat	1:05 PM	D	2	02 H.D.	None	Dry	Daylight	Clear	M	55	VALID	N/B MC struck rear end of second N/B MC/ ejected	CTH	4
Sat	1:50 PM	D	1	09 Suzuki	Eye	Dry	Daylight	Clear	M	27	INVALID	N/B MC lost control and flipped over	Local	1, 11, 14
Sat	3:02 PM	D	3	95 H.D.	Eye	Dry	Daylight	Clear	M	58	INVALID	E/B MC collided with left turning veh to go W/B	Local	77
Sat	3:22 PM	D	2	04 Suzuki	Hel/Eye	Dry	Daylight	Clear	M	27	INVALID	W/B MC crossed centerline and struck oncoming E/B veh	STH	7
Sat	3:53 PM	D	2	79 H.D.	None	Dry	Daylight	Clear	M	24	VALID	S/B MC struck the rear end of second S/B MC/ ejected	STH	4
Sat	4:30 PM	D	3	05 Suzuki	Hel	Dry	Daylight	Clear	M	71	VALID	N/B MC struck left turning veh/ ejected	Local	77
Sat	4:38 PM	P	2	00 H.D.	Hel/Eye	Dry	Daylight	Clear	F	62	passenger	E/B MC struck U-turning veh/ ejected	STH	None
Sat	5:55 PM	D	1	07 H.D.	None	Dry	Daylight	Clear	F	32	VALID	S/B MC left roadway/ entered ditch/ struck culvert/ ejected	STH	11
Sat	6:23 PM	D	2	08 Suzuki	None	Dry	Daylight	Clear	M	30	INVALID	S/B MC crossed centerline and struck N/B veh/ ejected	CTH	1, 11
Sat	6:55 PM	D	1	08 Yamaha	Hel/Eye	Dry	DK/NL	Cloudy	M	36	VALID	S/B MC crossed centerline, lost control and overturned/ ejected	Local	11
Sat	7:10 PM	P	2	04 H.D.	None	Dry	Daylight	Clear	F	55	passenger	N/B MC laid bike down to avoid striking W/B veh/ ejected	CTH	None
Sat	8:33 PM	D	1	81 Suzuki	Eye	Dry	Daylight	Clear	M	27	IL-LICENSE	W/B MC at high rate of speed went over median in round-about/ ejected	Local	1, 2, 11, 12
Sat	8:46 PM	D	1	07 H.D.	Eye	Dry	Dusk	Clear	M	63	VALID	E/B MC struck a deer/ ejected	CTH	77
Sat	9:03 PM	D	2	05 H.D.	Eye	Dry	DK/NL	Cloudy	M	54	VALID	S/B MC struck left turning veh/ ejected	CTH	77
Sat	11:30 PM	D	1	02 H.D.	Eye	Dry	DK/NL	Clear	M	40	VALID	E/B MC failed to negotiate curve/ struck fence post/ ejected	CTH	11
Sun	12:00 AM	D	1	01 H.D.	Eye	Dry	Daylight	Clear	M	43	VALID	W/B MC at high rate of speed failed to make 90 deg turn/ ejected	Local	1, 2
Sun	12:00 AM	D	1	04 Ural	Eye	Dry	DK/NL	Clear	M	54	VALID	S/B MC struck a deer/ ejected	STH	77
Sun	12:00 AM	D	1	04 Yamaha	None	Dry	DK/NL	Clear	M	28	VALID	S/B MC left roadway/ entered cornfield/ struck fence/ ejected	CTH	1

Fatally Injured Motorcyclists

DAY	TIME	D/P	UNITS	TYPE	SAFETY	ROAD	LIGHT	WEATHER	M/F	AGE	LICENSE	NARRATIVE	ROAD TYPE	PCCS
Sun	12:04 AM	D	1	05 H.D.	None	Dry	DK/L	Clear	M	36	VALID	E/B MC at high rate of speed failed to negotiate curve/ entered ditch/ ejected	Local	1, 2, 4, 11, 12
Sun	12:20 AM	D	1	03 H.D.	Eye	Dry	DK/NL	Clear	M	48	VALID	E/B MC drifted off road into ditch/ struck driveway/ ejected	Local	1, 2, 11
Sun	2:50 AM	D	2	03 H.D.	None	Dry	DK/L	Clear	M	43	INVALID	N/B MC struck S/B veh making left turn/ejected	STH	4, 12
Sun	2:50 AM	P	2	05 Suzuki	Eye	Dry	DK/L	Clear	F	28	passenger	N/B MC at high rate of speed collided with N/B veh/ ejected	STH	None
Sun	9:15 AM	D	1	86 Yamaha	None	Dry	Daylight	Clear	M	57	VALID	E/B MC lost control and tipped over	CTH	11
Sun	2:29 PM	D	2	97 Kawasaki	Eye	Dry	Daylight	Clear	M	57	VALID	S/B MC struck rear end of S/B veh/ ejected	STH	9
Sun	2:44 PM	D	3	03 Suzuki	Hel	Dry	Daylight	Clear	M	42	INVALID	S/B MC failed to negotiate curve/ crossed centerline and struck N/B veh/ ejected	STH	7
Sun	3:13 PM	D	1	04 Yamaha	Hel/Eye	Dry	Daylight	Clear	M	20	MIN-License	N/B MC failed to negotiate curve/ tipped MC/ ejected	CTH	2, 11
Sun	3:30 PM	D	1	04 Kawasaki	Eye	Dry	Daylight	Cloudy	M	58	VALID	W/B MC struck a deer/ ejected	CTH	77
Sun	4:44 PM	D	2	08 Suzuki	None	Dry	Daylight	Clear	M	35	INVALID	E/B MC at high rate of speed struck left turning veh/ ejected	Local	1
Sun	7:13 PM	D	1	06 H.D.	Eye	Dry	Daylight	Cloudy	M	43	VALID	W/B MC struck median while changing lanes/ ejected	STH	12
Sun	9:03 PM	D	1	10 H.D.	None	Dry	DK/NL	Cloudy	M	55	VALID	W/B MC at high rate of speed lost control and entered ditch/ ejected	Local	1, 2, 11
Sun	10:00 PM	D	4	93 Yamaha	None	Dry	DK/L	Clear	M	38	INVALID	W/B MC at high rate of speed struck parked vehs and moving W/B veh/ ejected	STH	77
Sun	Unknown	D	1	07 H.D.	Eye	Unknown	Unknown	Unknown	M	43	INVALID	S/B MC lost control on curve/ left roadway down embankment/ ejected	STH	2, 11, 12

Light Conditions

DK/L = Dark - Lighted
 DK/NL = Dark - Not Lighted

Road Type

CTH = County Highway
 STH = State Highway
 USH = US Highway
 IH = Interstate Highway

Possible Contributing (PCCs) - of cycle driver

1 = Exceeding speed limit
 2 = Speed too fast/condition
 3 = Fail to yield right of way
 4 = Inattentive driving
 5 = Following too closely
 6 = Improper turn
 7 = Left of center
 8 = Disregarded traffic control
 9 = Improper overtaking
 10 = Unsafe backing
 11 = Failure to have control
 12 = Driver condition
 13 = Physically disabled
 14 = Other
 None = N/A, or nothing listed

BASIC RiderCourse

For many people, motorcycling is a fun and energy-efficient means of transportation or recreation. However, motorcycling requires skill, concentration, and reasonable precautions. Although it is possible to learn to ride a cycle on your own, trial and error is a tough teacher of motorcycling skills. That's why virtually all motorcycling groups have endorsed the Motorcycle Safety Foundation's Basic RiderCourse (BRC) for beginning riders and the Experienced Rider Course (ERC) for advanced riding skills.

The BRC is designed for beginning riders. It was developed by the Motorcycle Safety Foundation and approved by the Wisconsin Department of Transportation. It consists of six hours of classroom and 10 hours of on-cycle instruction including the following: preparing to ride; turning, shifting, and braking; street strategies; special situations; increasing riding skills; and maintenance and insurance.

RiderCoaches (instructors) for the course are all certified by the Motorcycle Safety Foundation and approved by the Wisconsin Department of Transportation. All are motorcycle riders and have completed 60-plus hours of RiderCoach training.

(Taken from *Motorcycle Rider Course* pamphlet. For more information call 1-800-DOT-WMSP.)

SOURCES FOR MORE INFORMATION

Wisconsin Motorcycle Safety Program
Bureau of Transportation Safety
Wisconsin Department of Transportation
4802 Sheboygan Avenue, Room 551
Madison, Wisconsin 53707-7936
(608) 266-7885 or (800) 368-9677
e-mail: Gregory.Patzer@dot.wi.gov
Website:
www.dot.wisconsin.gov/modes/motorcycles.htm

Motorcycle Safety Foundation
National Headquarters
2 Jenner Street, Suite 150
Irvine, California 92618-3806
(949) 727-3227
e-mail: safe_cycling@msf-usa.org
Website: www.msf-usa.org

American Motorcyclist Association
13515 Yarmouth Drive
Pickerington, Ohio 43147
(614) 856-1900
Website: www.ama-cycle.org

National Association of State Motorcycle
Safety Administrators
7881 South Wellington Street
Centennial Colorado 80122-3193
(303) 797-2318
e-mail: smsabusinessmgr@hotmail.com
Website: www.smsa.org

National Highway Traffic Safety
Administration
400 Seventh Street SW
Washington, DC 20590
(202) 366-1770
e-mail: jsyner@nhtsa.dot.gov
Website: www.nhtsa.dot.gov

