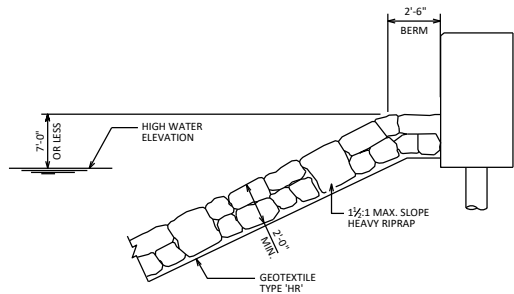


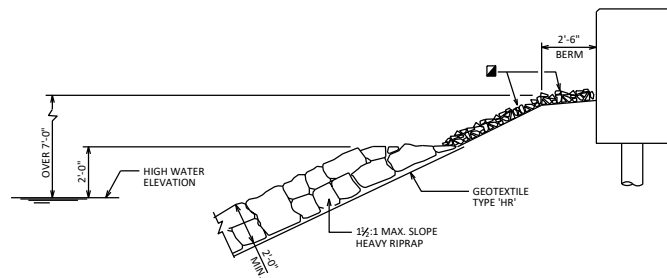
ALTERNATE ①
NORMAL CONDITION FOR EMBANKMENT FILLS

ALTERNATE ②
USE WHERE BERM ELEVATION IS LESS THAN 7'-0" ABOVE HIGH WATER

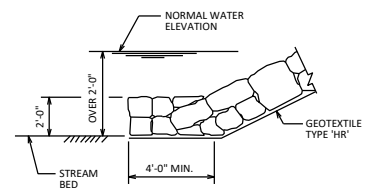
ALTERNATE ③
USE WHERE BERM ELEVATION IS OVER 7'-0" ABOVE HIGH WATER



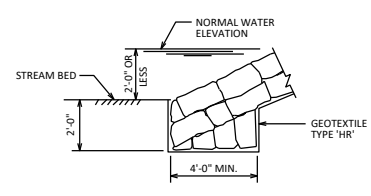
SECTION A-A



SECTION B-B




TOE DETAIL
NORMAL WATER ELEVATION > 2'-0" ABOVE STREAM BED



TOE DETAIL
NORMAL WATER ELEVATION ≤ 2'-0" ABOVE STREAM BED

☑ HEAVY RIPRAP OR OTHER SLOPE PROTECTION.
IF HEAVY RIPRAP IS USED, PLACE GEOTEXTILE TYPE 'HR' BELOW IT.

| | |
|---|-----------------------------|
| PLACEMENT OF HEAVY RIPRAP AT RIVER CROSSINGS | |
|  | BUREAU OF STRUCTURES |
| APPROVED: <i>Laura Shadewald</i> | DATE: 1-19 |