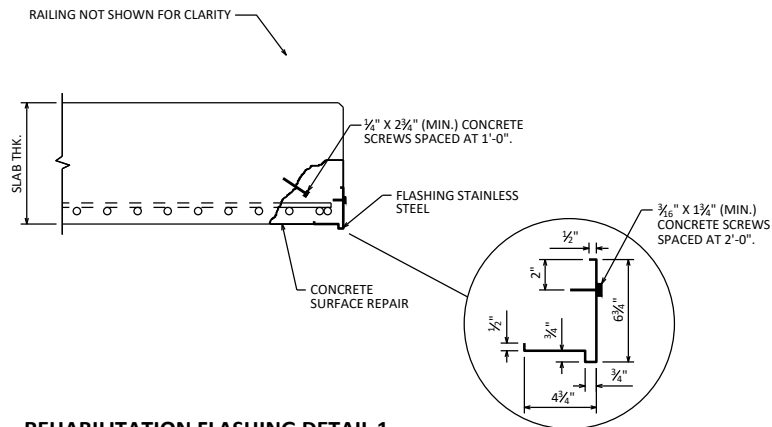
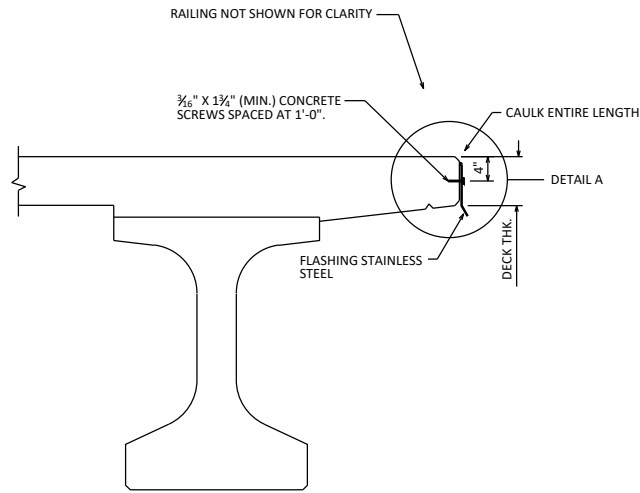


**FLASHING DETAIL FOR NEW BRIDGES WITH OPEN RAILING**

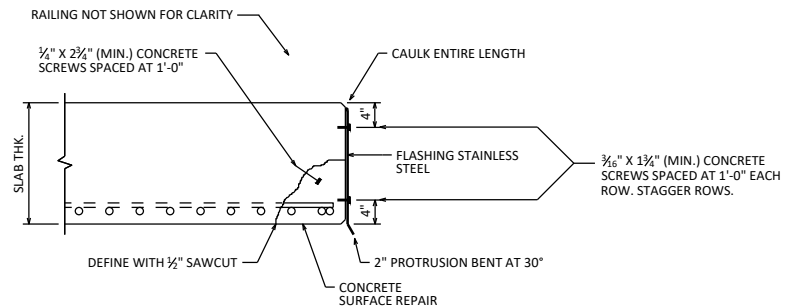
THE BID ITEM "FLASHING STAINLESS STEEL" SHALL INCLUDE PROVIDING AND INSTALLING THE STAINLESS STEEL FLASHING, CAULK, 3/8" CONCRETE SCREWS AND CLEANING THE EDGE OF THE DECK PRIOR TO ATTACHMENT OF THE FLASHING.



**REHABILITATION FLASHING DETAIL 1**

DETAIL 1 NOT TO BE USED IF CLEARANCE IS AN ISSUE OR IF DEBRIS IS A CONCERN.

THE BID ITEM "FLASHING STAINLESS STEEL" SHALL INCLUDE PROVIDING AND INSTALLING THE STAINLESS STEEL FLASHING AND CONCRETE SCREWS, INCLUDING THE 3/8" SCREWS USED TO SECURE THE CONCRETE SURFACE REPAIR.



**REHABILITATION FLASHING DETAIL 2**

THE BID ITEM "FLASHING STAINLESS STEEL" SHALL INCLUDE PROVIDING AND INSTALLING THE STAINLESS STEEL FLASHING, CAULK, 3/8" AND 1/2" CONCRETE SCREWS, AND CLEANING THE EDGE OF THE DECK PRIOR TO ATTACHMENT OF THE FLASHING.

**DESIGNER NOTES**

EDGE OF DECK FLASHING IS FOR OPEN RAIL BRIDGES AND MAY BE USED FOR REHABILITATION OR NEW CONSTRUCTION. CONTACT THE REGION BRIDGE MAINTENANCE ENGINEER FOR THE DECISION ON WHETHER OR NOT TO USE THE FLASHING ON NEW BRIDGES.

DETAIL 1 OR DETAIL 2, OR A COMBINATION OF THE TWO, MAY BE USED FOR REHABILITATION.

THE DESIGN ENGINEER SHALL PROVIDE CONCRETE SURFACE REPAIR DETAILS AS NEEDED. CONCEPTUAL DETAILS ARE SHOWN ON THIS STANDARD.

DO NOT USE FLASHING IF FREEBOARD IS LESS THAN 3" FOR A SLAB BRIDGE.

**NOTES**

THE BID ITEM "FLASHING STAINLESS STEEL" SHALL INCLUDE PROVIDING AND INSTALLING THE STAINLESS STEEL FLASHING, SILICONE CAULK AND 3/8" CONCRETE SCREWS.

FLASHING TO BE INSTALLED AFTER PROTECTIVE SURFACE TREATMENT APPLICATION.

CONCRETE SCREWS SHALL BE 410 STAINLESS STEEL.

EXTEND FLASHING TO B.F. OF ABUTMENT DIAPHRAGM.

TOP OF FLASHING TO BEGIN APPROX. 1-INCH BELOW TOP OF DECK/SLAB SURFACE.

THE FLASHING IS TO BE A CONSTANT HEIGHT BASED ON THE THINNEST SLAB DEPTH OVER THE BRIDGE LENGTH.

PROVIDE 2" MINIMUM FLASHING OVERLAP, FASTEN WITH 3/8" X 2" (MIN.) CONCRETE SCREWS.

CAULK SHALL BE NON-STAINING, GRAY NON-BITUMINOUS JOINT SEALER.

**EDGE OF DECK FLASHING**



**BUREAU OF STRUCTURES**

APPROVED: *Laura Shadewald*

DATE:  
7-21