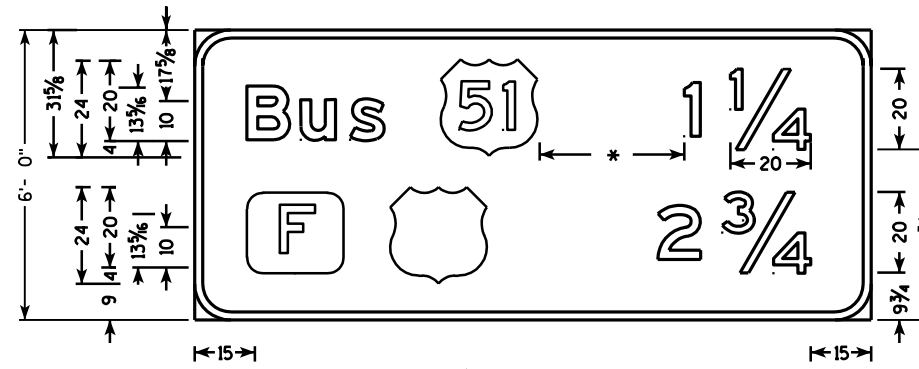
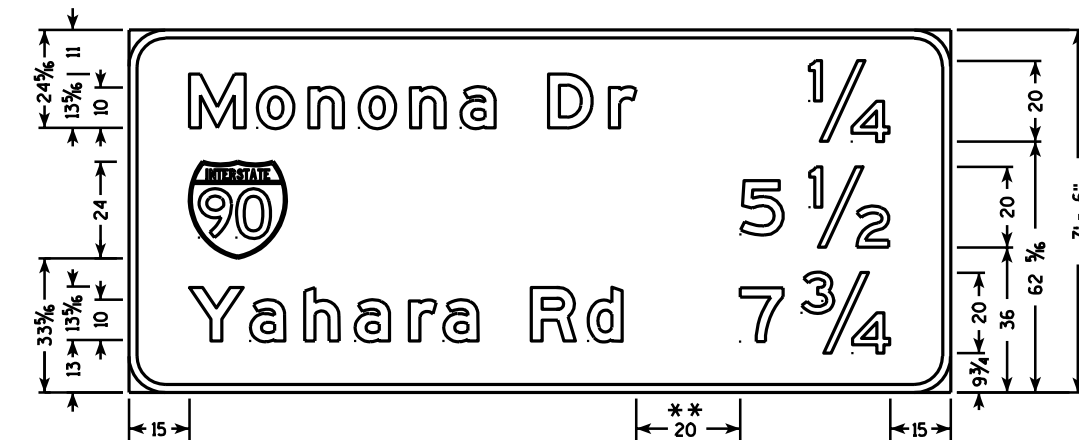
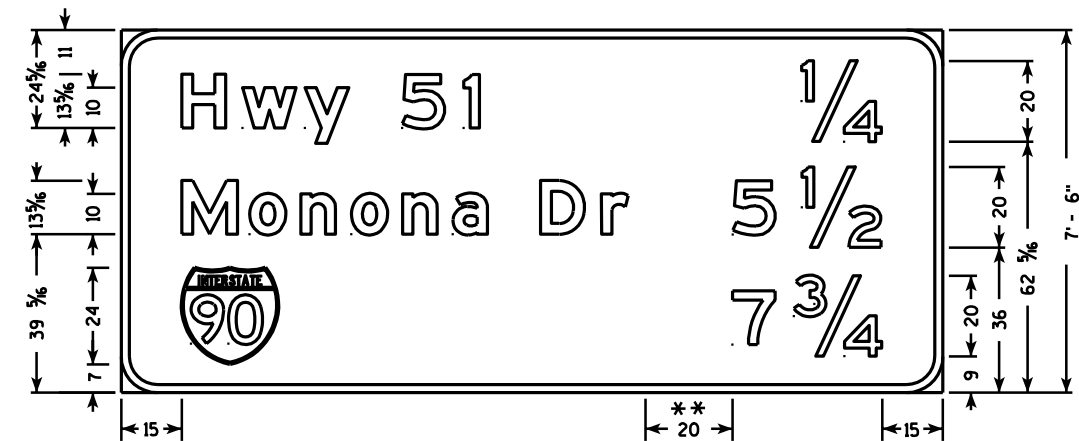
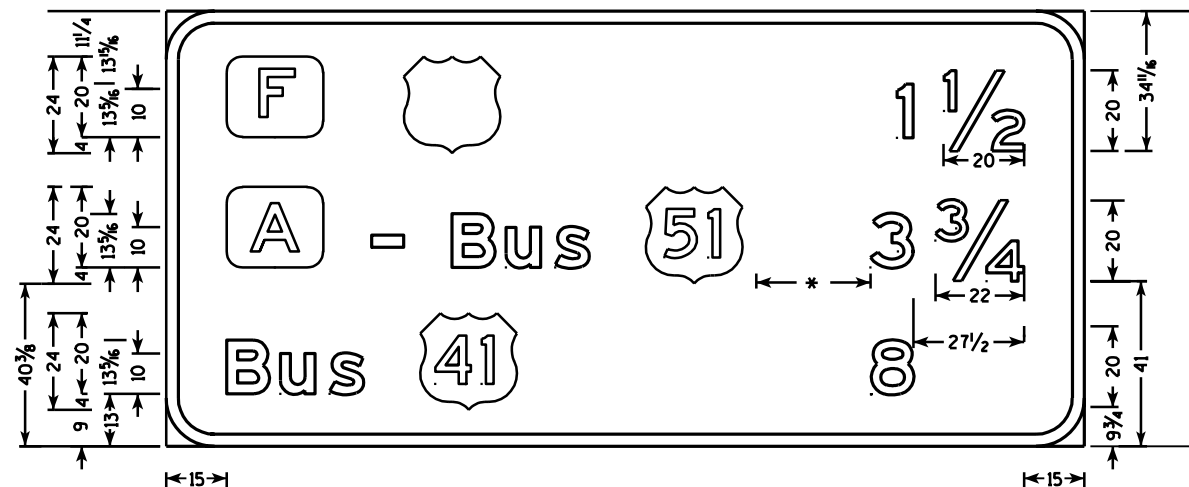


TYPICAL EXAMPLES



\* Minimum is 20"



NOTES

1. All signs shall have 10" LC/13.3" UC message copy, Series E Modified. Numerals for fractions are series E caps
2. Vertical spacing shall be as shown in the typical.
3. Overall length of signs is in one foot increments. For metric, round down to nearest 10 mm.
4. The border and radius for each sign shall be determined from the table parameters.
5. The sign code for these signs is normally E8-1.

BORDER-RADIUS TABLE

BORDER

- 0 - 60 sq. ft. = 1" Border
- 60 - 150 sq. ft. = 2" Border
- Over 150 sq. ft. = 3" Border

CORNER RADIUS

- Under 6' High = 6" Radius
- 6' - 8' High = 9" Radius
- Over 8' High = 12" Radius

\*\* Minimum dimension

INTERCHANGE SEQUENCE SIGNS

WISCONSIN DEPT OF TRANSPORTATION  
 APPROVED *Matthew R. Rauch*  
 for State Traffic Engineer  
 DATE 9/16/05 PLATE NO. AII-7.5