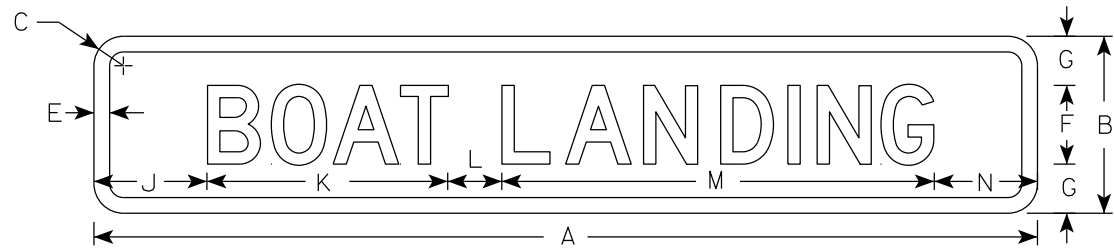
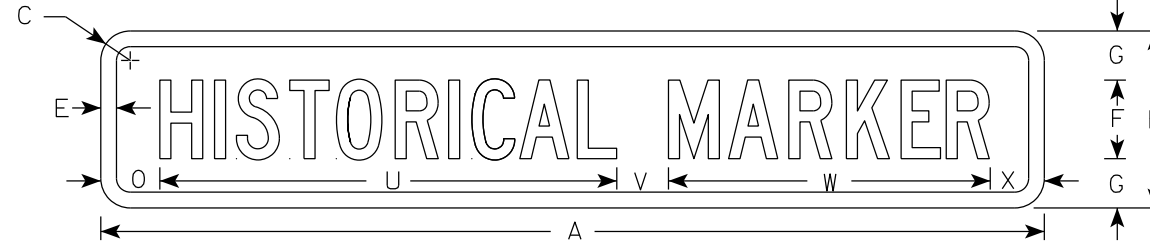


NOTES

- Signs are Type II - Type H Reflective
- Color:
 - Background - See Note 4
 - Message - White - Type H Reflective
- | | |
|---------|--------------------|
| DB5-69B | } Background BLUE |
| DB5-69E | |
| DB5-69F | |
| DB5-69G | } Background GREEN |
| DG5-69B | |
| DG5-69G | } Background BROWN |
| DN5-69B | |
| DN5-69G | |
- Message Series - All signs are Series D except for DB5-69E & DB5-69F which are Series C.



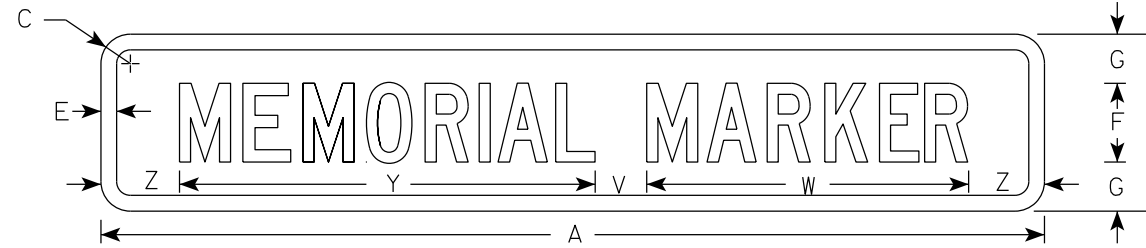
DB5-69B
DG5-69B
DN5-69B



DB5-69E



DB5-69G
DG5-69G
DN5-69G



DB5-69F

7

7

SIZE	A	B	C	D	E	F	G	H	I	J	K	L	M	N	O	P	Q	R	S	T	U	V	W	X	Y	Z	Area sq. ft.
1	48	9	1 1/2		1/2	4	2 1/2	12	24	5 3/4	12 1/4	2 3/4	22	5 1/4	3			4 1/2	19 1/2	4 1/4	23 1/4	2 5/8	16 3/8	2 7/8	21	2	3.0
2S	48	9	1 1/2		1/2	4	2 1/2	12	24	5 3/4	12 1/4	2 3/4	22	5 1/4	3			4 1/2	19 1/2	4 1/4	23 1/4	2 5/8	16 3/8	2 7/8	21	2	3.0
2M	48	9	1 1/2		1/2	4	2 1/2	12	24	5 3/4	12 1/4	2 3/4	22	5 1/4	3			4 1/2	19 1/2	4 1/4	23 1/4	2 5/8	16 3/8	2 7/8	21	2	3.0
3																											
4																											
5																											

STANDARD SIGN
DB5-69 & DG5-69
& DN5-69 Series

WISCONSIN DEPT OF TRANSPORTATION

APPROVED *Matthew R. Rauch*
for State Traffic Engineer

DATE 3/27/2024 PLATE NO. DB5-69.7