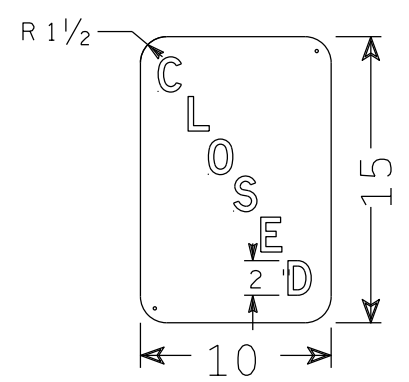
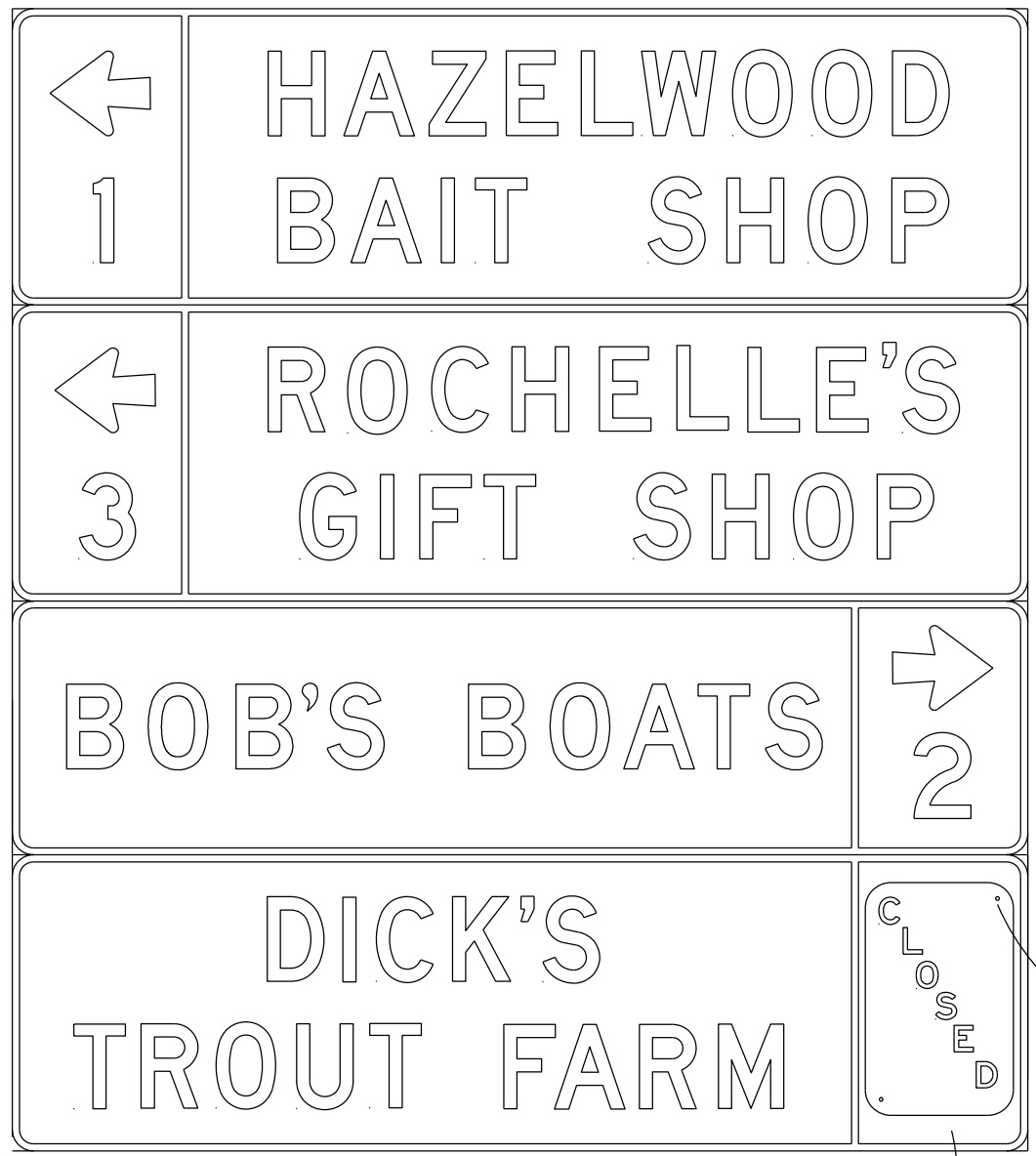


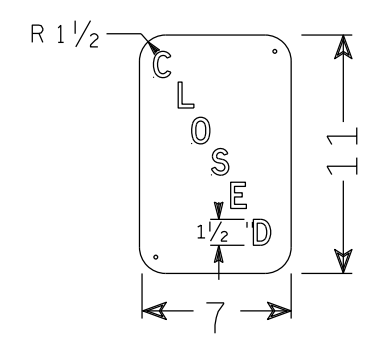
"CLOSED" PLAQUE DETAIL

NOTES

1. Sign is Type II - Type F Reflective
2. Color:
 - Background - Yellow
 - Message - Black
3. Message Series - D



USE THE 10"X15" PLAQUE FOR RURAL SIGNS
Message Series - D



USE THE 7"X11" PLAQUE FOR URBAN SIGNS
Message Series - D

USE STAINLESS STEEL SCREWS PROVIDED BY THE D.O.T.

PLAQUE SHALL COVER THE MILEAGE NUMBER AND THE DIRECTIONAL ARROW

STANDARD SIGN E10-82A	
WISCONSIN DEPT OF TRANSPORTATION	
APPROVED	<i>Matthew R. Rauch</i> for State Traffic Engineer
DATE 2/14/2023	PLATE NO. E10-82A.3