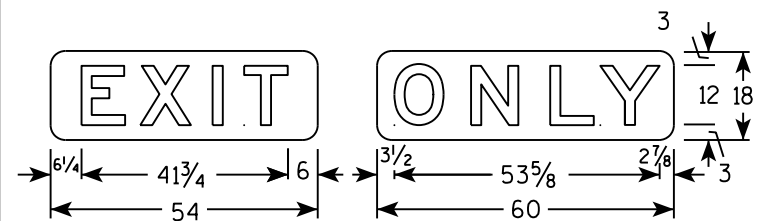
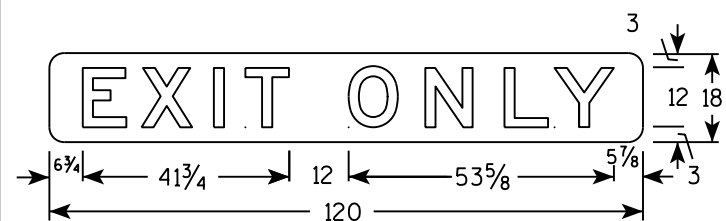


E11-1

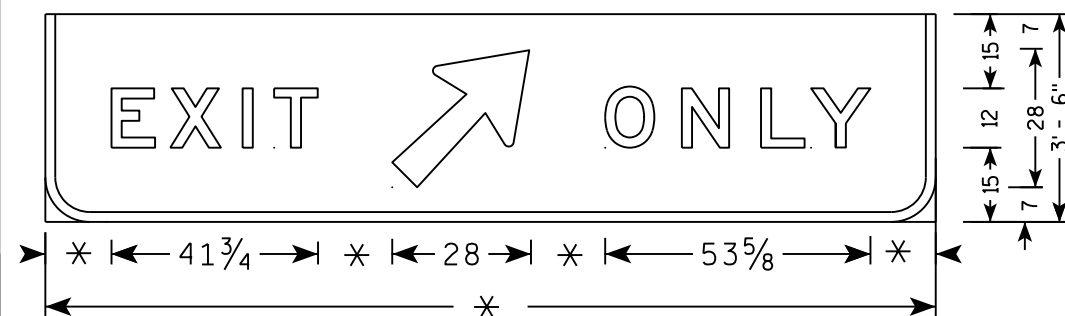


E11-1 A

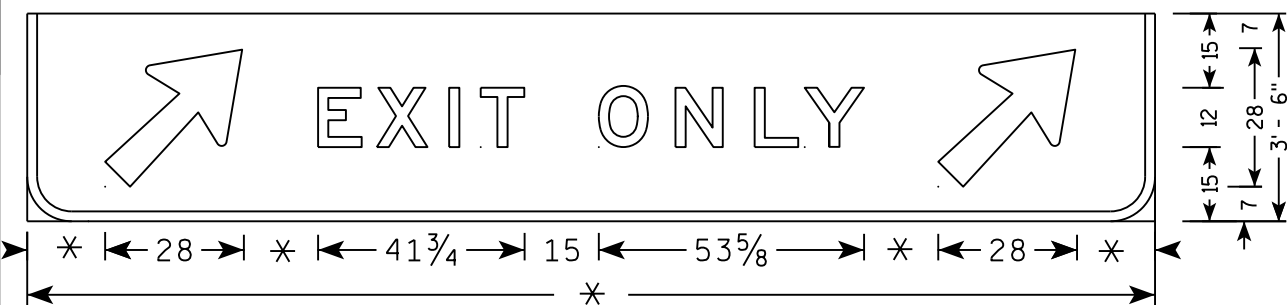
E11-1 B



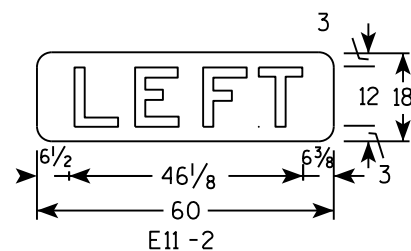
E11-1 C



E11-1D



E11-1E

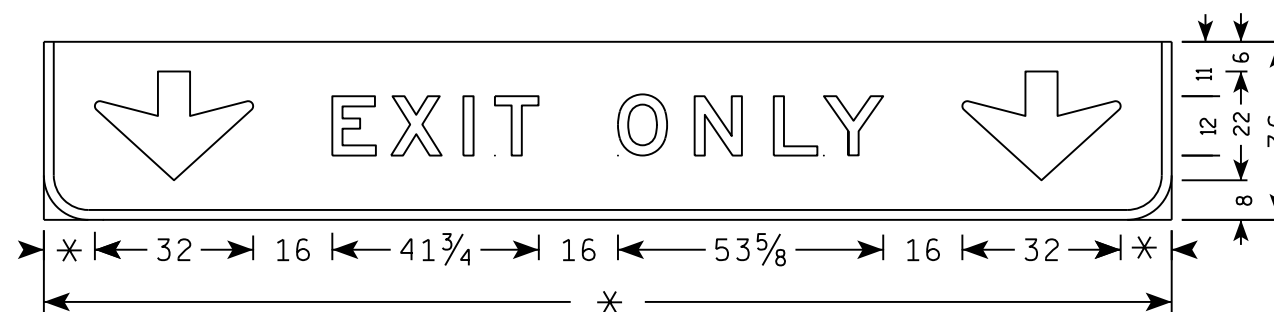


E11-2

* Variable Dimensions

NOTES

1. Panels are - Type F Reflective
2. Color:
Background - Yellow
Message - Black
3. Message Series - E
4. The E11-1, E11-D, E11-1E, and E11-1F base material shall match that of the sign it is used with.
5. The E11-1A, E11-1B, E11-1C, and E11-2 base material shall consist of aluminum plates or sheets, .040 minimum thickness.
6. Payment for these panels are included in the Type I sign of which they are a part.
7. Radius and Border thickness shall match the main Guide Sign Border per standard plate A11-1.



E11-1F

STANDARD PANELS E11-1
FOR LARGE GUIDE SIGNS

WISCONSIN DEPT OF TRANSPORTATION

APPROVED *Matthew R. Rauch*
For State Traffic Engineer

DATE 2/23/17 PLATE NO. E11-1.10

PROJECT NO:

HWY:

COUNTY:

SHEET NO:

E