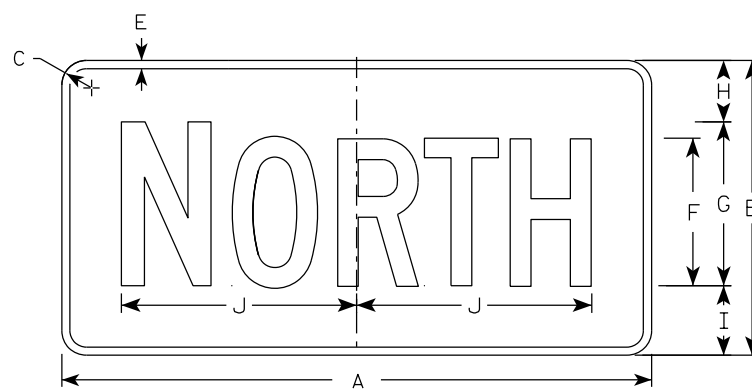
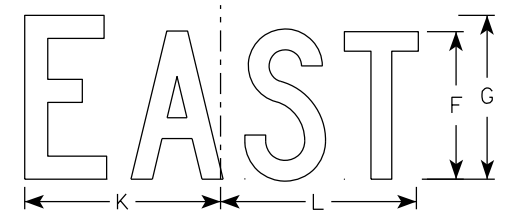



M3-1  
MM3-1  
MP3-1



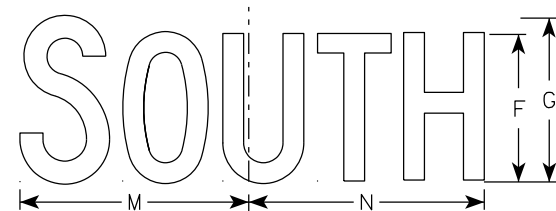
MB3-1  
MK3-1  
MN3-1



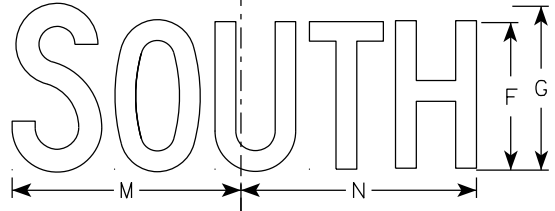
M3-2  
MM3-2  
MP3-2



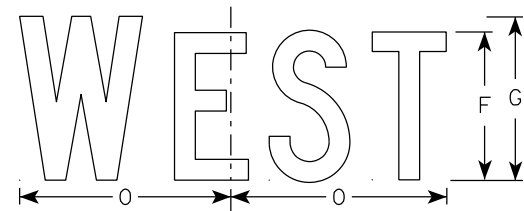
MB3-2  
MK3-2  
MN3-2



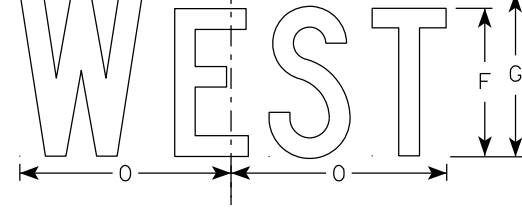
M3-3  
MM3-3  
MP3-3



MB3-3  
MK3-3  
MN3-3



M3-4  
MM3-4  
MP3-4



MB3-4  
MK3-4  
MN3-4

NOTES

- All Signs Type II - Type H Reflective
- Color:
  - Background - See note 5
  - Message - See note 5
- Message Series - C
- Corners may be square or rounded when base material is plywood but borders shall be rounded as shown. When base material is metal, the corners and borders shall be rounded.
- M3-1 thru M3-4 Background - White  
 Message - Black  
 MB3-1 thru MB3-4 Background - Blue  
 Message - White  
 MK3-1 thru MK3-4 Background - Green  
 Message - White  
 MM3-1 thru MM3-4 Background - White  
 Message - Green  
 MN3-1 thru MN3-4 Background - Brown  
 Message - White  
 MP3-1 thru MP3-4 Background - White  
 Message - Blue
- Note the first letter of each direction is larger than the remainder of the message.

7

7

SIZE	A	B	C	D	E	F	G	H	I	J	K	L	M	N	O	P	Q	R	S	T	U	V	W	X	Y	Z	Area sq. ft.
1																											
2S	24	12	1 1/2	3/8	3/8	6	7	2 1/4	2 3/4	10 1/4	7 7/8	8 3/8	10 1/4	9 3/4	8 3/4												2.00
2M	24	12	1 1/2	3/8	3/8	6	7	2 1/4	2 3/4	10 1/4	7 7/8	8 3/8	10 1/4	9 3/4	8 3/4												2.00
3	36	18	1 1/2	3/8	1/2	9	10	3 3/4	4 1/4	14 3/8	12	12 1/8	14	14 1/8	13												4.5
4	36	18	1 1/2	3/8	1/2	9	10	3 3/4	4 1/4	14 3/8	12	12 1/8	14	14 1/8	13												4.5
5	36	18	1 1/2	3/8	1/2	9	10	3 3/4	4 1/4	14 3/8	12	12 1/8	14	14 1/8	13												4.5

STANDARD SIGNS  
M3-1 THRU M3-4  
SERIES

WISCONSIN DEPT OF TRANSPORTATION

APPROVED *Matthew R. Rauch*  
for State Traffic Engineer

DATE 2/8/2023 PLATE NO. M3-1.15

PROJECT NO: \_\_\_\_\_ HWY: \_\_\_\_\_ COUNTY: \_\_\_\_\_ SHEET NO: **E**