

CORRESPONDENCE/MEMORANDUM _____ *State of Wisconsin*

DATE: 4/21/2021
TO: All WisDOT Standard Sign Plate Holders
FROM: Ryan A. Mayer, P.E.
State Signing Engineer
SUBJECT: Revised WisDOT Standard Sign Plates

Listed below and placed in the Traffic Operations Manuals website are changes and additions to the WisDOT Standard Sign Plates. Please make your coworkers aware of the following changes and that they can be found at: <http://wisconsin.gov/Pages/doing-bus/local-gov/traffic-ops/manuals-and-standards/manuals.aspx>

Many changes have taken place in this listing. The revisions are as follows:

Sign Plate Additions/Revisions

A2-1S	D1-55	D1-56	D1-57	D4-1	D4-2
D4-2A	D4-5A	D4-51	D4-54	D4-54A	D4-55
D4-55A	D4-56	D5-5B	D5-61	D5-62	D9-2
D9-6	D9-16D	D10-3	D11-1	D11-1A	D11-6
D11-7	D11-8	D11-9	D11-10A	D12-2	D12-2A
D12-2B	D13-3	D52-53	D52-54	D52-58	E10-82
E10-83	E10-83A	R3-9C	R3-54	R6-5P	R7-1
R8-74	R8-75	R9-11	R9-11A	R11-2	S16-7
W2-6	W4-6	W6-4	W8-25	W8-75	W8-77
W16-7	WO4-1	WO4-6	WO6-50	WO8-76	WO16-7

Retired Sign Plates

WO8-74

If you want to be removed from our distribution list or if your address has changed, please contact Ryan Mayer at the email address or phone number below.

Ryan Mayer
WisDOT Central Office
Bureau of Traffic Operations
3609 Pierstorff St
Madison, WI 53704
(608) 246-3810
ryan.mayer@dot.wi.gov

STANDARD SIGN PLATE LISTING

A1-1	A5-8	A11-17	<u>D4-55</u>
A1-2	A5-9	A11-18	<u>D4-55A</u>
A2-1	A5-10	D1-51	<u>D4-56</u>
<u>A2-1S</u>	A11-1	<u>D1-55</u>	D5-5A
A3-1	A11-2	<u>D1-56</u>	<u>D5-5B</u>
A3-1M	A11-3	<u>D1-57</u>	<u>D5-61</u>
A3-2	A11-4	D1-60	<u>D5-62</u>
A3-3	A11-5	D1-60A	D5-63
A4-1	A11-6	D1-61	D5-64
A4-2	A11-7	D1-63	D5-65
A4-3	A11-8A	D1-64	D5-66
A4-3B	A11-8B	D1-65	D5-67
A4-3S	A11-8C	D1-66	D5-68
A4-4	A11-9	D1-70	D6-4
A4-5	A11-10	D1-71	D6-4N
A4-6	A11-11A	D1-72	D6-4S
A4-7A	A11-11B	D1-80	D6-51
A4-7B	A11-11D	D1-81	D6-53
A4-8	A11-11F	D18-82	D7-51
A4-9	A11-11G	<u>D4-1</u>	D7-53
A4-10	A11-11H	<u>D4-2</u>	D7-54
A4-11	A11-11I	<u>D4-2A</u>	D7-56
A4-12	A11-11J	D4-3	D7-57
A4-14	A11-11K	D4-4	D7-59
A4-15	A11-11L	<u>D4-5A</u>	D7-60
A4-16	A11-12	D4-5	D7-61
A4-17	A11-13	<u>D4-51</u>	D7-63
A4-18	A11-14	D4-52	D7-64
A5-2	A11-15	<u>D4-54</u>	D7-66
A5-3	A11-16	<u>D4-54A</u>	D7-67
A5-7			

STANDARD SIGN PLATE LISTING

D7-68	<u>D11-7</u>	E5-51A	E10-54
D7-69	<u>D11-8</u>	E5-52	E10-55
D7-71	<u>D11-9</u>	E5-52A	E10-56
D7-72	D11-10	E5-53	E10-60
D7-74	<u>D11-10A</u>	E5-54	E10-61
D7-75	<u>D11-10P</u>	E5-54A	E10-62
D7-77	<u>D12-2</u>	E5-56A	E10-63
D7-77A	<u>D12-2A</u>	E5-56L	E10-64
D7-81	<u>D12-2B</u>	E5-57	<u>E10-82</u>
D7-81A	D12-3	E5-57D	E10-82A
D7-82	D12-3A	E5-57E	<u>E10-83</u>
D7-82A	D12-5	E5-58	<u>E10-83A</u>
D7-82B	D12-50	E5-60	E11-1
D7-91	D13-3	E5-61	E13-1P
D7-92	D15-1	E5-62	G20-1
D7-93	D15-2	E5-63	G20-2A
D7-95	D16-1	E5-64	G20-40
<u>D9-2</u>	D17-2	E5-65	G20-51
<u>D9-6</u>	D17-7	E6-51	G20-52
D9-13C	<u>D52-53</u>	E6-52	G20-52A
<u>D9-16D</u>	<u>D52-54</u>	E6-53	G20-53
D9-51	<u>D52-58</u>	E6-54A	G20-53A
D9-52	DB5-69	E6-54L	G20-55
D9-52A	DR1-53	E6-54R	G20-56
D9-54	E1-5	E7-1	G20-57
D9-54A	E2-1	E7-2	G20-57B
<u>D10-3</u>	E5-1	E7-3	G20-57C
<u>D11-1</u>	E5-1A	E7-4	G20-58
<u>D11-1A</u>	E5-1B	E9-1	G20-59
<u>D11-6</u>	E5-51	E10-51	G20-60
		E10-53	G20-61

STANDARD SIGN PLATE LISTING

G20-62	M1-8A	M4-3	M50
G20-63	M1-9	M4-4	MR1-99
G20-64	M1-51	M4-5	MR4-53
G20-65	M1-54	M4-6	MR4-56
G20-66	M1-55	M4-8	MR5-53
G20-67	M1-56	M4-8A	MR5-54
G20-68	M1-56B	M4-9A	R1-1
I2-1	M1-85	M4-9AA	R1-1B
I2-1B	M1-85B	M4-9BA	R1-1F
I2-2	M1-86	M4-9B	R1-2
I2-2R	M1-87	M4-9C	R1-3P
I2-3	M1-88	M4-9CA	R1-5L
I2-3A	M1-88A	M4-9D	R1-5R
I3-1	M1-90	M4-9DA	R1-6
I5-1	M1-91	M4-9R	R1-9
I52-52	M1-92	M4-9RA	R1-10P
I55-56	M1-93	M4-10	R1-53
I55-56B	M1-94	M4-20C	R1-54
I55-57	M1-94H	M4-20L	R1-55
I55-57A	M1-94S	M4-20R	R1-61
I56-50	M1-95	M4-21	R2-1
I57-10	M1-95A	M4-22	R2-4
I57-10W	M1-96	M4-59A	R2-6P
JV-F	M1-97	M4-59L	R3-1
M1-1	M1-98	M5-1	R3-2
M1-4	M2-1	M5-51	R3-3
M1-5A	M3-1	M5-52	R3-4
M1-6	M4-1	M6-1	R3-4A
M1-6B	M4-1A	M6-4	R3-4B
M1-7	M4-2	M6-5	R3-5
M1-8		M6-50	
		M7-1	

STANDARD SIGN PLATE LISTING

R3-5A	R3-51	R5-1A	R7-8
R3-5U	R3-51L	R5-1AB	R7-8A
R3-5X	R3-51R	R5-2	R7-8V
R3-6	R3-52B	R5-2A	R7-51
R3-6T	R3-52C	R5-3	R7-52
R3-6U	R3-52P	R5-6	R7-53
R3-6V	R3-53	R5-50	R7-63
R3-6W	<u>R3-54</u>	R5-51	R7-64
R3-6X	R3-55A	R5-54	R7-65
R3-7	R3-57	R5-57	R7-66
R3-7B	R3-58	R5-57A	R8-4
R3-7C	R3-59	R5-57B	R8-7
R3-7S	R3-60	R5-60	R8-8
R3-8	R3-60X	R5-60RU	R8-8
R3-9B	R4-1	R5-96	R8-9
<u>R3-9C</u>	R4-2	R5-97	R8-10
R3-11D	R4-3	R5-98	R8-51
R3-12G	R4-4	R5-99	R8-52
R3-17	R4-5	R6-1	R8-53
R3-18	R4-7	R6-2	R8-54
R3-20L	R4-9	R6-3	R8-55
R3-20LL	R4-11	R6-4B	R8-56
R3-20R	R4-13	<u>R6-5P</u>	<u>R8-74</u>
R3-20RR	R4-14	R6-6	<u>R8-75</u>
R3-25U	R4-18	R6-7	R9-1
R3-27	R4-50	<u>R7-1</u>	R9-2
R3-33	R4-52	R7-2	R9-3
R3-50	R4-53	R7-4	R9-3A
R3-50A	R4-55	R7-5	R9-3B
R3-50U	R4-55S	R7-6	R9-3BL
	R5-1	R7-7	R9-4
			R9-4A

STANDARD SIGN PLATE LISTING

R9-8	R10-11	R11-3B	R52-59
R9-9	R10-11B	R11-3C	R53-51
R9-9A	R10-11C	R11-4	R53-52
R9-10	R10-11F	R11-5	R53-53
<u>R9-11</u>	R10-11S	R11-51	R53-55
<u>R9-11A</u>	R10-11T	R11-52	R53-56
R9-53	R10-12	R11-53	R53-57
R9-55	R10-15L	R11-54F	R55-51
R9-56	R10-15R	R12-1	R55-53
R9-98	R10-16	R12-2	R55-54
R9-99	R10-17A	R12-52	R55-58
R10-1	R10-23	R12-53	R55-58A
R10-2	R10-25	R12-54	R55-59
R10-3	R10-26	R12-55	R55-61
R10-3B	R10-30A	R12-56	R55-61M
R10-3E	R10-50	R12-57	R55-62
R10-3H	R10-61	R12-58	R55-63
R10-3I	R10-62	R12-58F	R55-64
R10-3J	R10-63	R12-59	R55-65
R10-3N	R10-64	R12-70	R55-66
R10-4	R10-64B	R12-70B	R55-67
R10-4B	R10-64F	R13-1	RR2-60
R10-4D	R10-65	R13-49	S1-1
R10-4X	R10-70	R13-50	S1-51
R10-5	R10-71	R14-1	S3-1
R10-6	R10-72	R14-52	S3-51
R10-6B	R10-85	R15-3	S4-2
R10-7	<u>R11-2</u>	R15-50	S4-5
R10-10	R11-2B	R52-55	S4-51
R10-10A	R11-3	R52-57A	S4-52

STANDARD SIGN PLATE LISTING

S5-2	W2-50	W5-59L	W8-8
S13-1	W3-1	W5-59R	W8-9
S16-5P	W3-1B	W5-60L	W8-9A
<u>S16-7</u>	W3-2	W5-60R	W8-11
S16-8	W3-3	W5-61	W8-12
S16-9P	W3-4	W5-64	W8-14
S54-61	W3-5	W5-65	W8-15
S57-51	W3-6	W6-1	W8-16
W1-2	W3-8	W6-3	W8-17
W1-3	W4-1	<u>W6-4</u>	<u>W8-25</u>
W1-4	W4-2	W6-53	W8-57
W1-4B	W4-3	W6-54	W8-58
W1-4C	W4-4A	W6-54A	W8-60
W1-5	W4-4B	W6-54B	W8-61
W1-6	W4-4C	W6-54C	W8-62
W1-7	W4-4P	W6-54D	W8-63
W1-8	W4-6	W6-60	W8-64
W1-8B	W4-7	W7-1	W8-65
W1-10	W5-1	W7-2B	W8-66
W1-10F	W5-2	W7-3	W8-67
W1-11	W5-3	W7-6	W8-68
W1-13L	W5-52	W7-61	W8-69
W1-13R	W5-53	W8-1	W8-70
W1-51	W5-53S	W8-1A	W8-71
W1-60	W5-54	W8-2	W8-72
W2-1	W5-56	W8-3	W8-72P
W2-2	W5-57	W8-4	W8-73
W2-3	W5-58D	W8-5	<u>W8-75</u>
<u>W2-6</u>	W5-58L	W8-6	<u>W8-77</u>
W2-7L	W5-58R	W8-7	W9-1
W2-7R			W9-2


STANDARD SIGN PLATE LISTING

W9-3A	W12-1D	W20-3	W21-66
W9-62	W12-2	W20-4	W21-67
W9-63	W12-2A	W20-5	W21-68
W10-1	W12-50	W20-7	W22-1
W10-1A	W12-52	W20-7A	W22-2
W10-2	W12-52P	W20-40	W22-3
W10-3	W13-1	W20-50	W23-2
W10-4	W13-2	W20-50M	W24-1L
W10-5	W13-2A	W20-53	W24-1R
W10-11A	W13-2B	W20-58	W24-1aL
W10-11B	W13-2C	W21-1	W24-1aR
W10-12	W13-2D	W21-1A	W24-1bL
W10-52	W13-3	W21-2	W24-1Br
W11-1	W13-3A	W21-3	W24-1P
W11-2	W13-3B	W21-5	W25-2
W11-4	W13-3C	W21-5A	W54-51
W11-5	W13-3D	W21-5B	W54-52
W11-6	W14-1	W21-6	W54-53
W11-7	W14-2	W21-7	W54-54
W11-8	W14-3	W21-51	W54-55
W11-9	W16-1P	W21-52	W54-56
W11-11	W16-2A	W21-60	W54-57
W11-14	W16-5P	W21-61	W54-58
W11-15	<u>W16-7</u>	W21-62	W54-59
W11-15A	W16-7D	W21-62P	W54-60
W11-50	W16-9P	W21-62Q	W54-62
W11-55	W16-15P	W21-62R	W54-63
W11-57	W19-1	W21-63	W56-51
W11-59P	W19-2	W21-64A	W57-51
W12-1	W20-1	W21-64B	W57-52
	W20-2	W21-64C	WO1-1

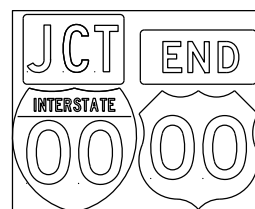
STANDARD SIGN PLATE LISTING

W01-2	W08-1A
W01-3	W08-2
W01-4B	W08-3
W01-4	W08-4
W01-4C	W08-5
W01-6	W08-6
W01-7	W08-6A
W03-1	W08-6B
W03-2	W08-6C
W03-3	W08-7
W03-4	W08-8
W03-5	W08-9
<u>W04-1</u>	W08-15
W04-2	<u>W08-76</u>
W04-3	W08-77
W04-5	W09-1
W04-5P	W09-2
<u>W04-6</u>	W011-2
W05-1	W012-1
W05-2	W012-1D
W05-52	W013-1
W05-53	W013-2
W05-58	<u>W016-7</u>
W05-58D	W016-9P
W05-59	W024-1
W05-60	W057-51
W06-1	W057-52
W06-2	
W06-3	
W07-61	
W08-1	

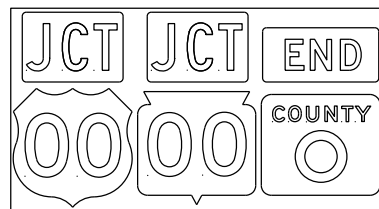
TYPICAL ASSEMBLIES



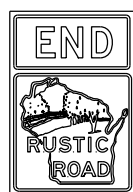
J1-1




J1-2




J1-3



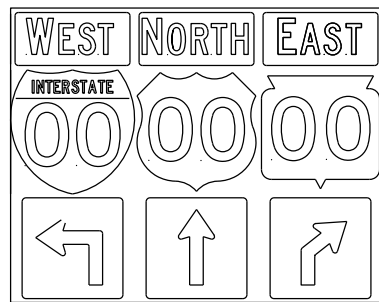
JR1-1




J2-1



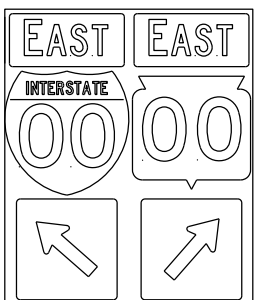
J2-2



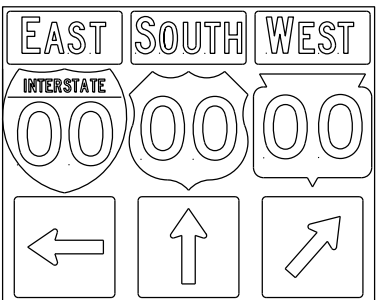
J2-3




J3-1




J3-2



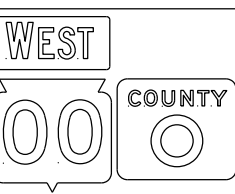
J3-3




J4-1



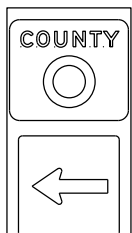
J4-2




J4-2




J12-1




J13-1




J32-1



J33-1



J22-1



J23-1



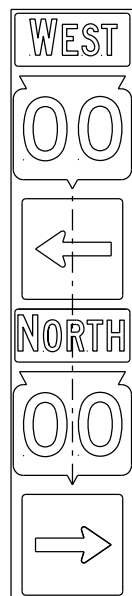
JR13-1



JR23-1

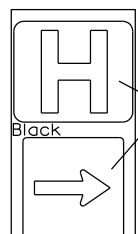


JR99-1



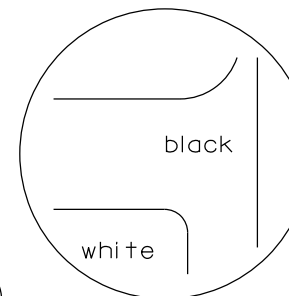
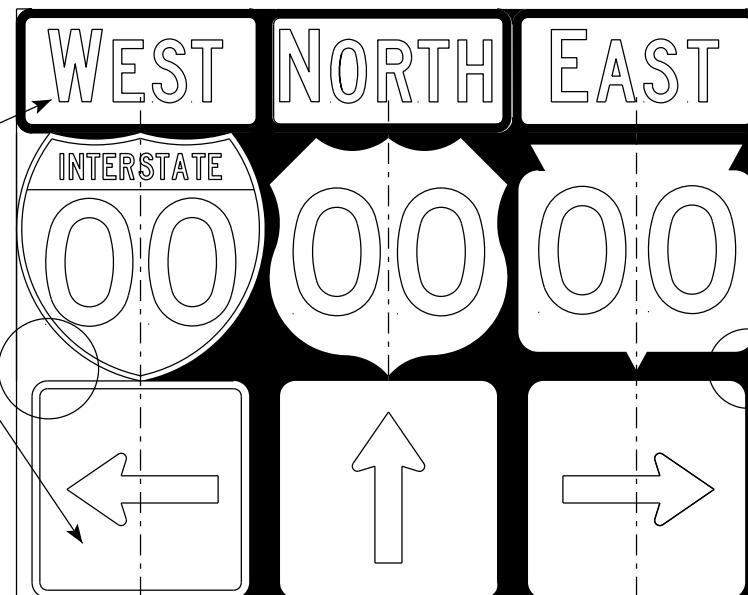
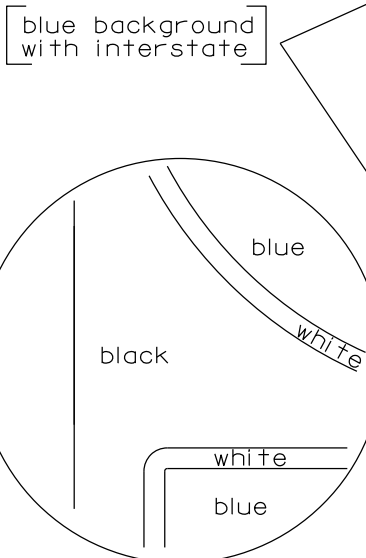
JV

(Typical Vertical J-Assembly See Note 10 and 11)



JH-1

Blue Background



black background

ROUTE MARKERS & COMPONENTS IN TYPICAL ASSEMBLIES

WISCONSIN DEPT OF TRANSPORTATION

APPROVED

Matthew R. Rauch
for State Traffic Engineer

DATE 3/18/21

PLATE NO. A2-1S.9

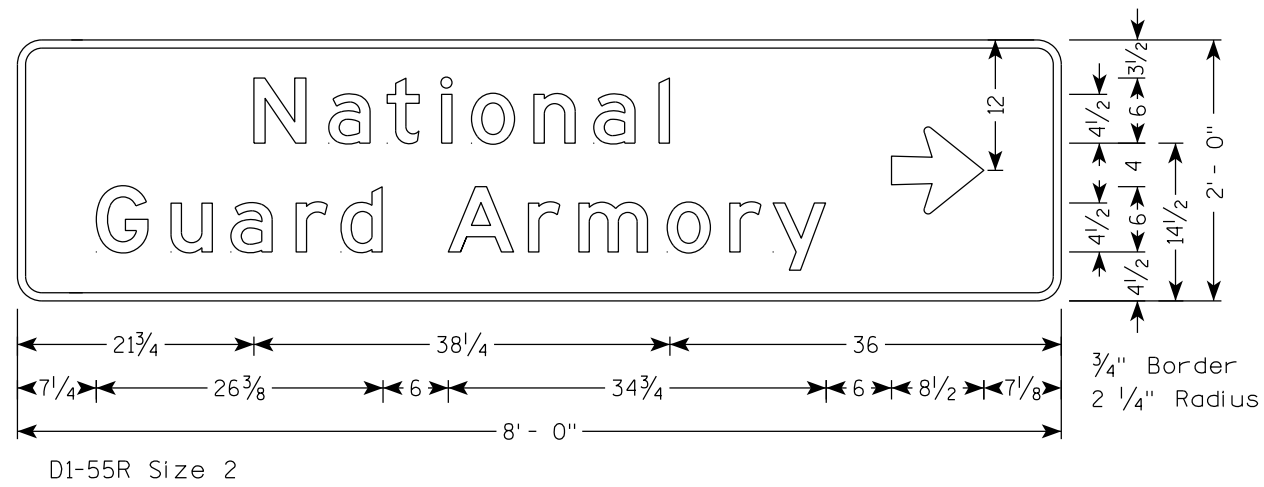
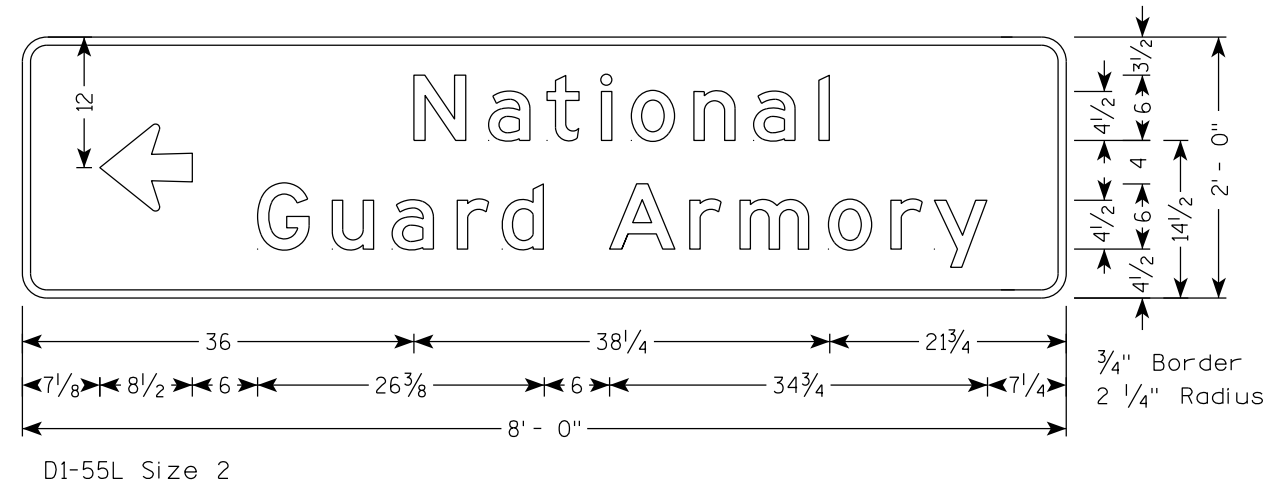
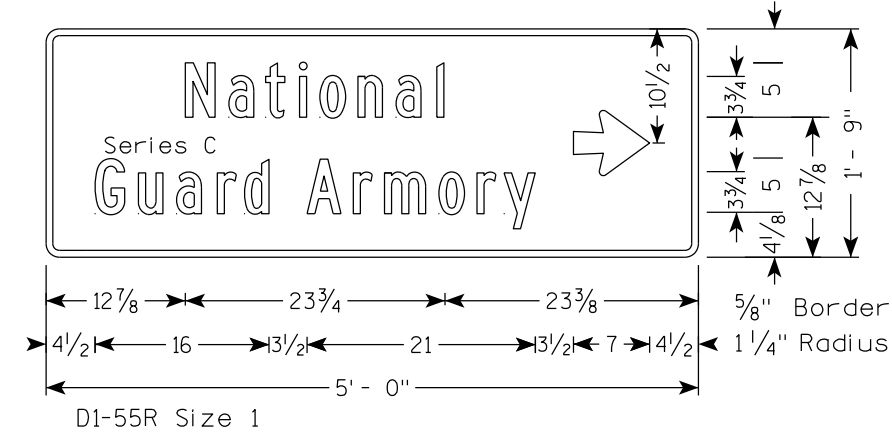
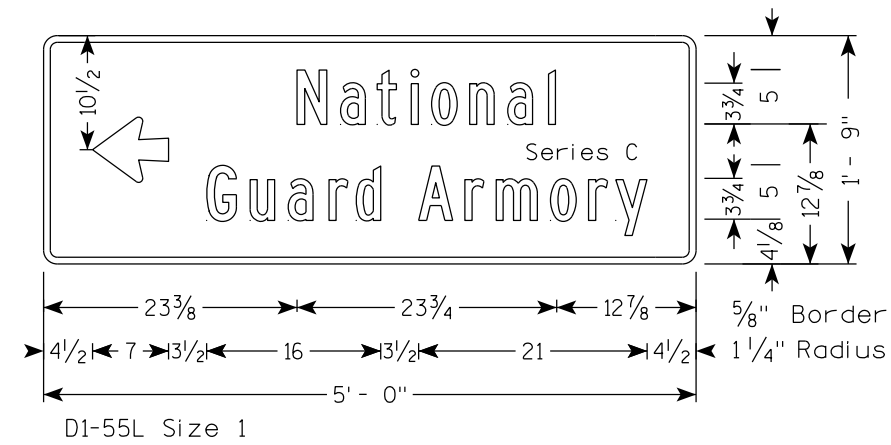
PROJECT NO:


SHEET NO:

E

NOTES

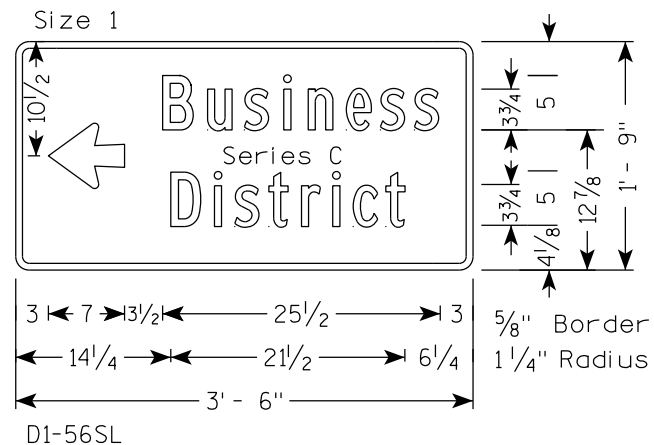
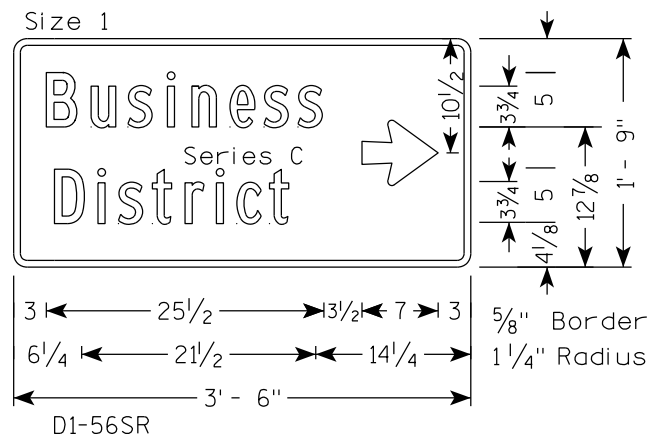
1. Sign is Type II - Type H Reflective
2. Color:
 - Background - Green
 - Message - White
3. Message Series - E except as noted



TYPICAL STANDARD D1-55L & R	
WISCONSIN DEPT OF TRANSPORTATION	
APPROVED	 for State Traffic Engineer
DATE 1/14/21	PLATE NO. D1-55.3

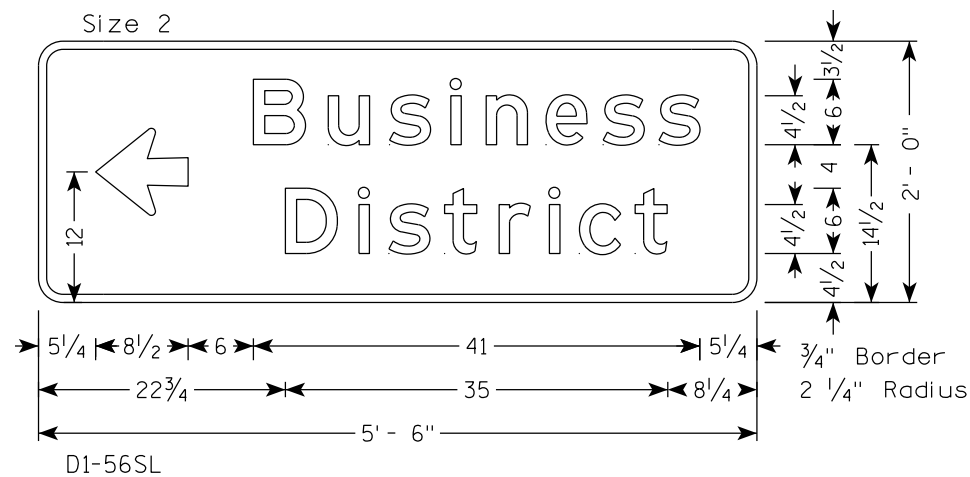
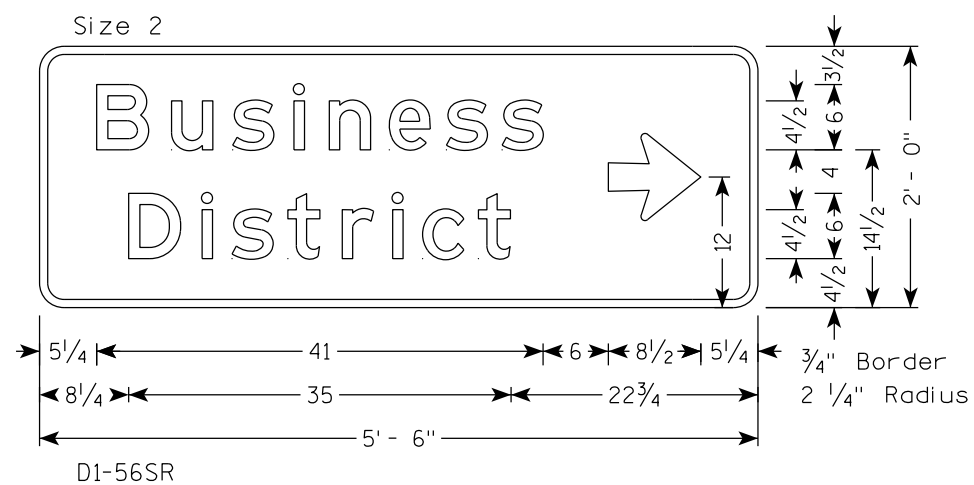
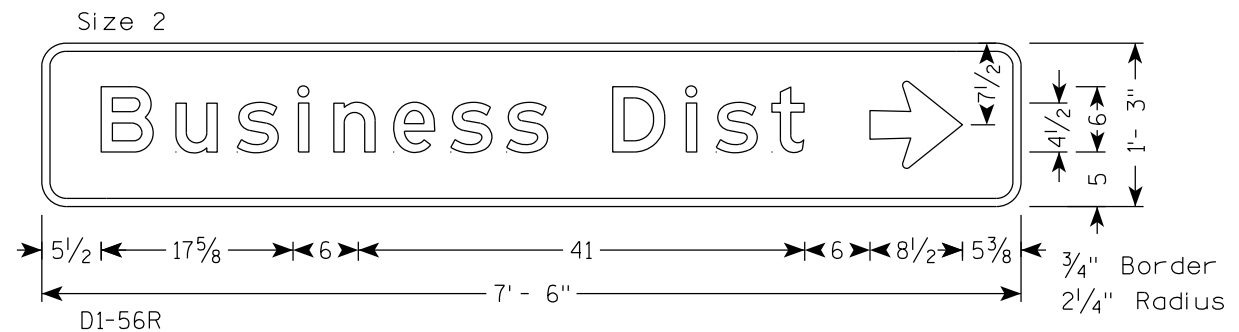
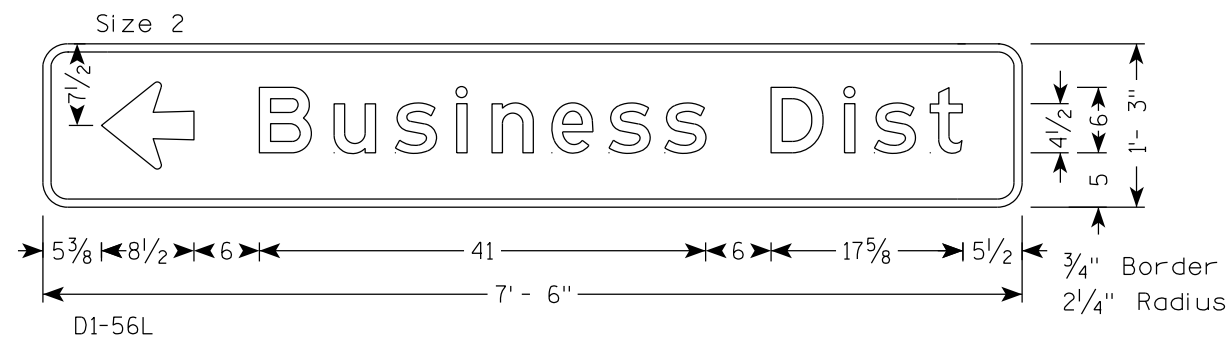
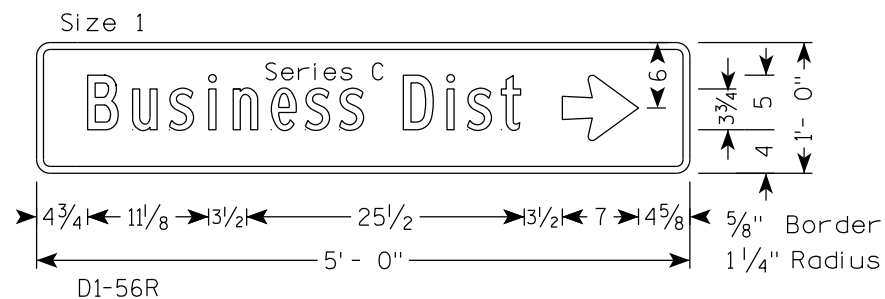
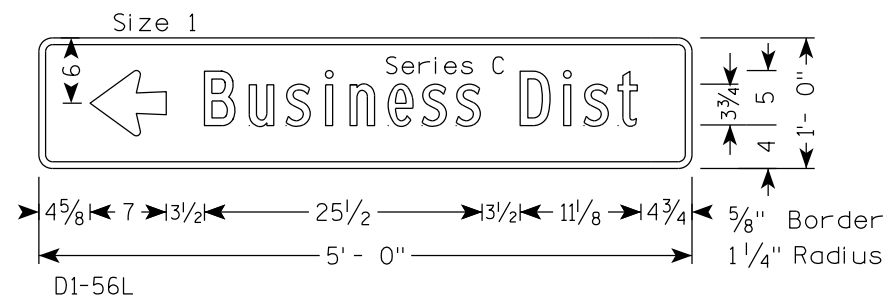
7

7



NOTES

1. Sign is Type II - Type H Reflective
2. Color:
Background - Green
Message - White
3. Message Series - E except as noted



TYPICAL STANDARD
D1-56L & R

WISCONSIN DEPT OF TRANSPORTATION

APPROVED
Matthew R. Rauch
for State Traffic Engineer

DATE 1/14/21 PLATE NO. D1-56.2

PROJECT NO:

HWY:

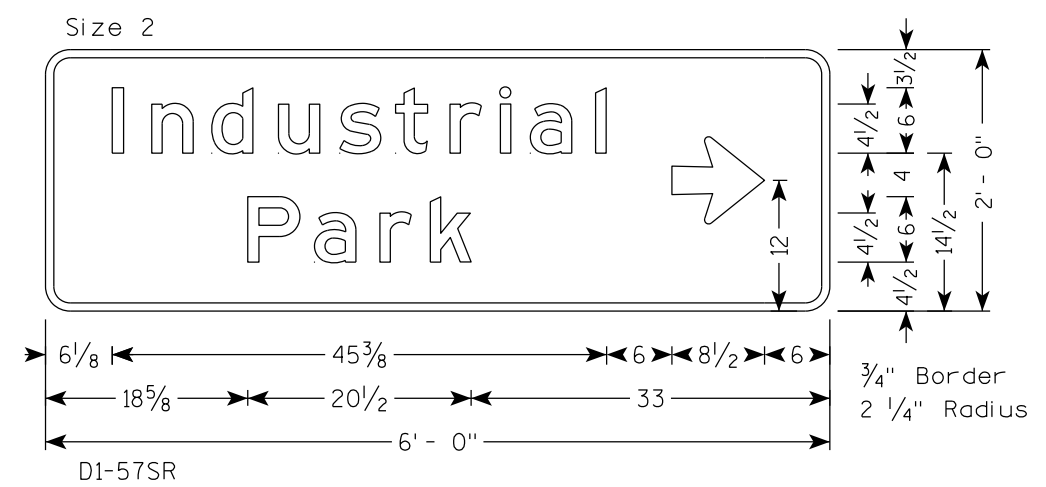
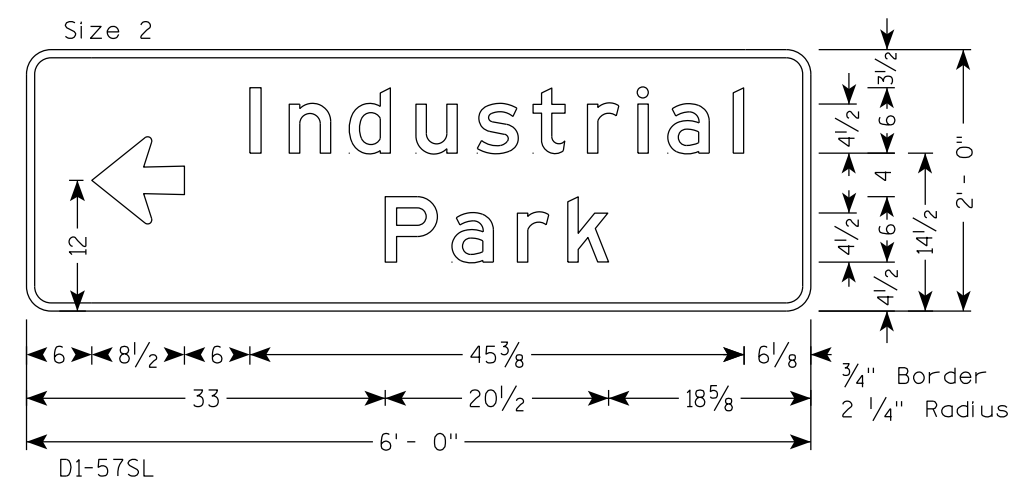
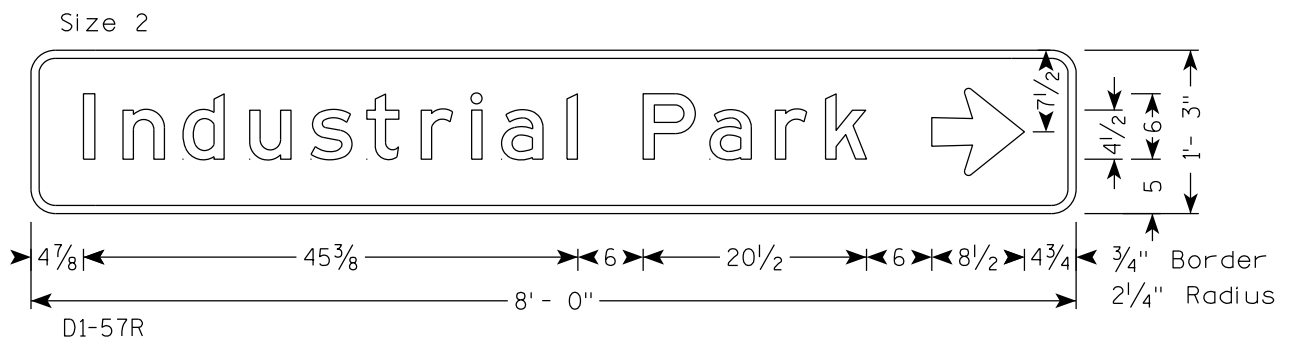
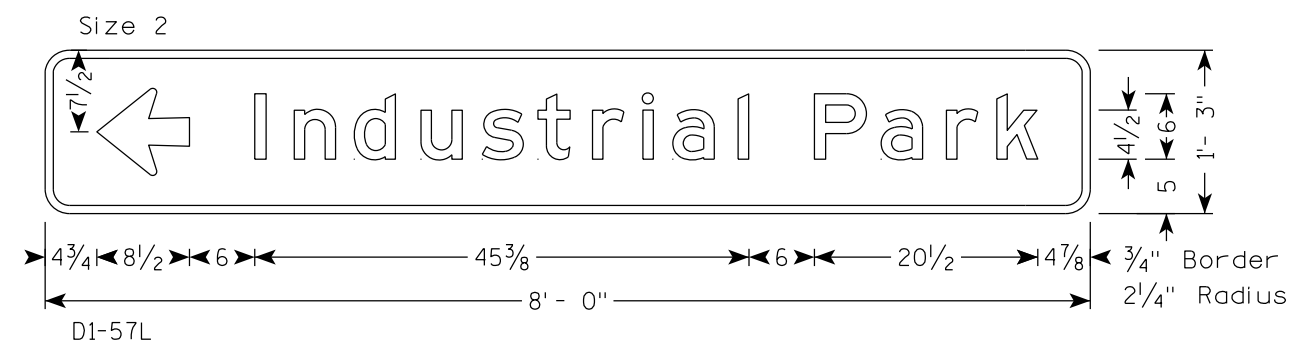
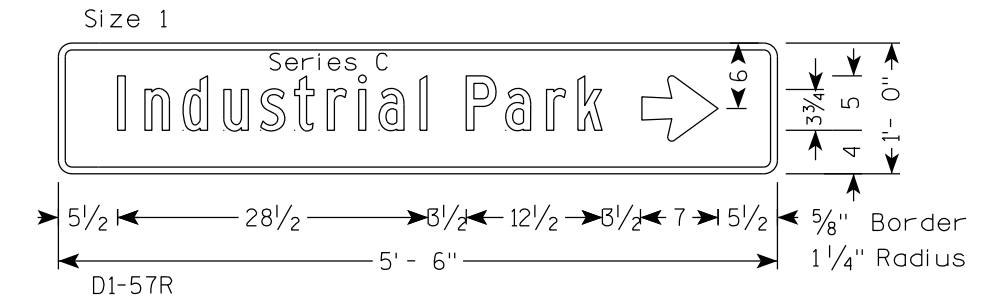
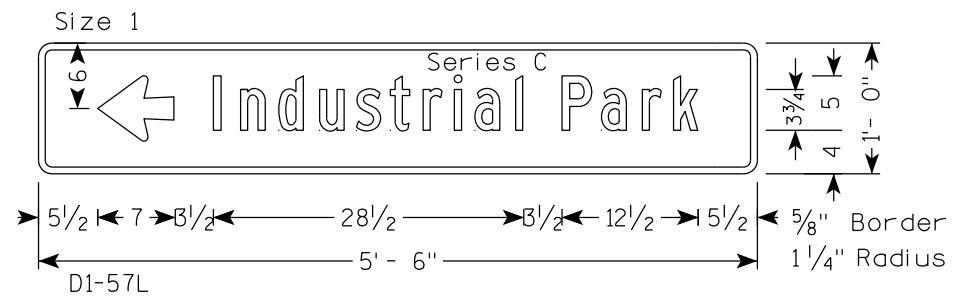
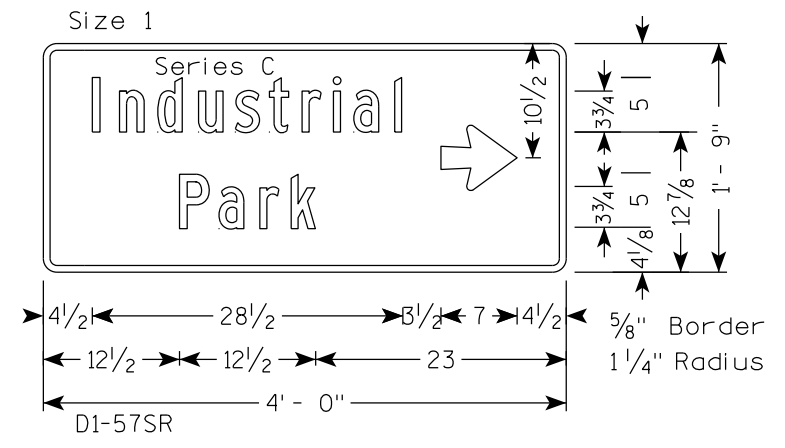
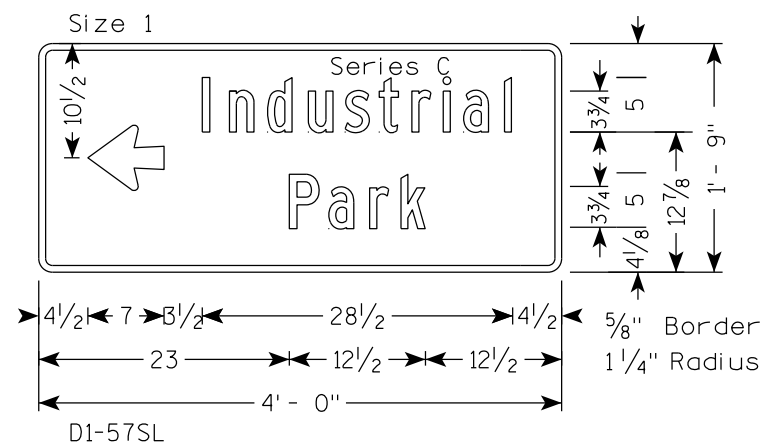
COUNTY:

SHEET NO:

E

NOTES

1. Sign is Type II - Type H Reflective
2. Color:
Background - Green
Message - White
3. Message Series - E except as noted



TYPICAL STANDARD
D1-57L & R

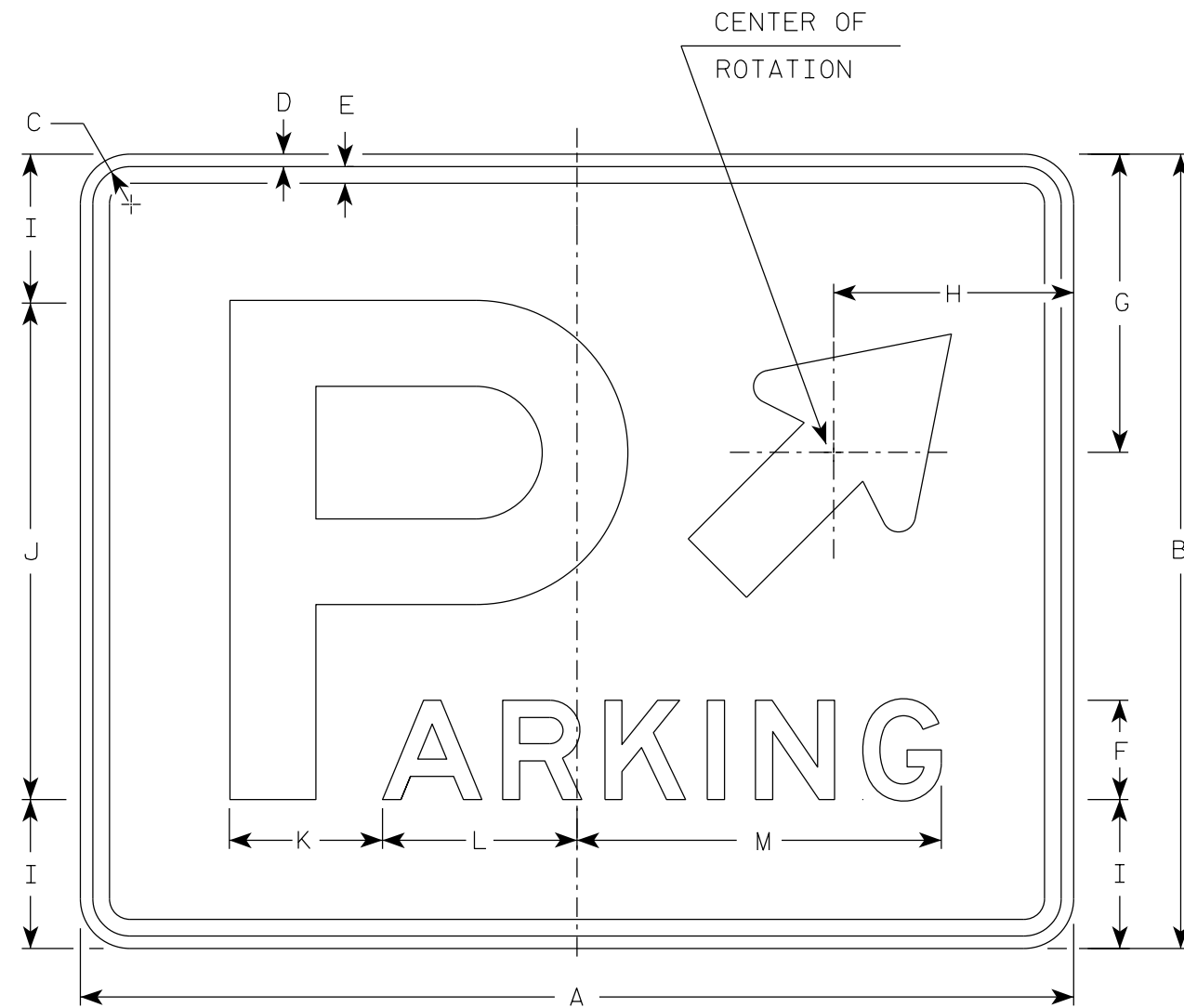
WISCONSIN DEPT OF TRANSPORTATION

APPROVED *Matthew R. Rauch*
for State Traffic Engineer

DATE 1/19/21 PLATE NO. D1-57.2

7

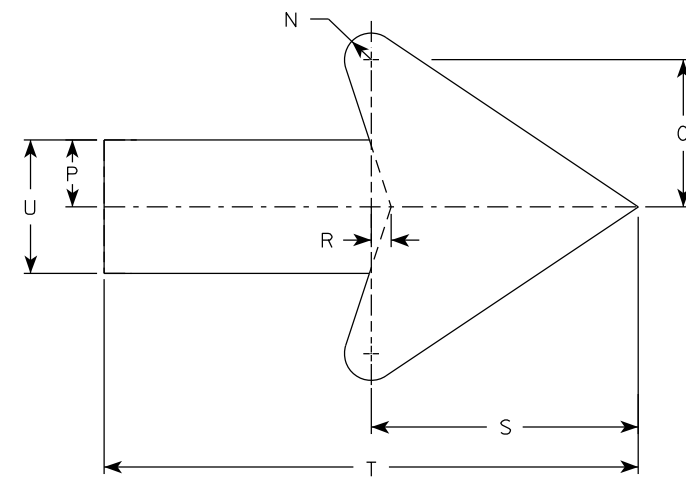
7



D4-1

NOTES

1. Sign is Type II - Type H Reflective
2. Color:
Background - White
Message - Green
3. Message Series - E
4. Arrow shall be rotated as required.



Arrow Detail

SIZE	A	B	C	D	E	F	G	H	I	J	K	L	M	N	O	P	Q	R	S	T	U	V	W	X	Y	Z	Area sq. ft.
1	18	15	1 1/8	3/8	3/8	2	7	4 3/8	2 1/2	10	3 1/8	4	7 1/4	3/8	1 5/8	3/4		1/4	3	6	1 1/2						1.88
2S	30	24	1 1/8	3/8	1/2	3	9	7 1/4	4 1/2	15	4 5/8	5 7/8	11	1/2	2 3/4	1 1/4		3/8	5	10	2 1/2						5.0
2M	30	24	1 1/8	3/8	1/2	3	9	7 1/4	4 1/2	15	4 5/8	5 7/8	11	1/2	2 3/4	1 1/4		3/8	5	10	2 1/2						5.0
3	48	36	1 3/8	1/2	5/8	5	11	12	5 1/2	25	7 3/4	9 3/4	18 1/4	3/4	3 7/8	1 7/8		5/8	7 1/2	15	3 3/4						12.0
4																											
5																											

STANDARD SIGN
D4-1

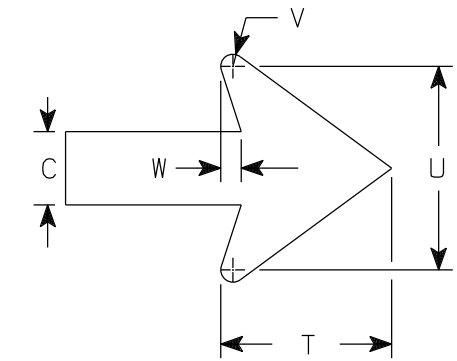
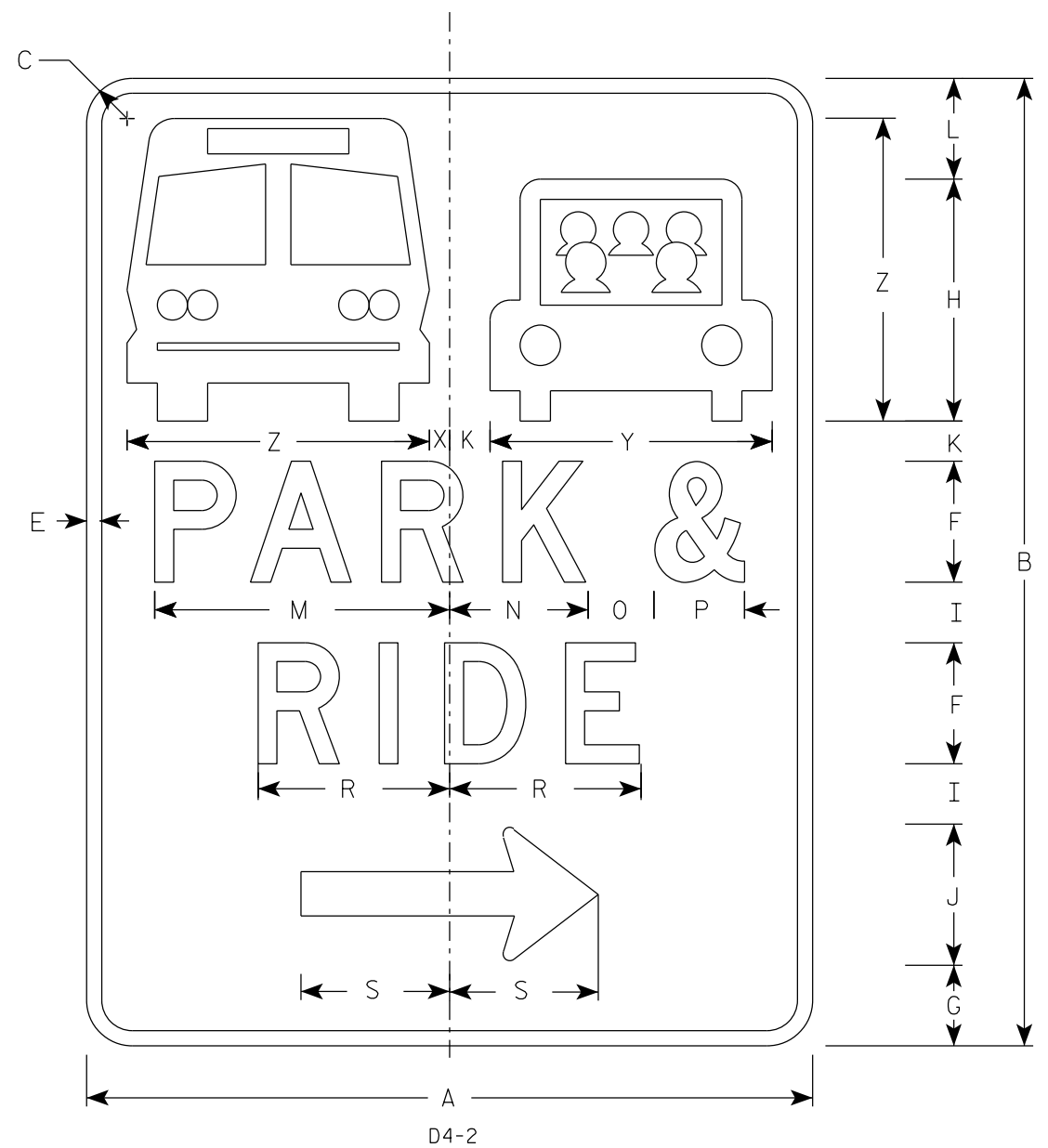
WISCONSIN DEPT OF TRANSPORTATION

APPROVED *Matthew R. Rauch*
for State Traffic Engineer

DATE 1/19/2021 PLATE NO. D4-1.9

NOTES

1. Sign is Type II - Type H Reflective
2. Color:
Background - Green
Message - White
3. Message Series - D
4. The D4-2L is the same as a D4-2R except the arrow is reversed.



Arrow Detail

SIZE	A	B	C	D	E	F	G	H	I	J	K	L	M	N	O	P	Q	R	S	T	U	V	W	X	Y	Z	Area sq. ft.
1	24	30	1 1/8		1/2	4	1 5/8	7 1/2	1 1/2	4 5/8	1 3/8	3 7/8	9 3/4	4	2 3/4	3		6 3/8	4 7/8	3 1/2	4 1/8	1/4	3/8	5/8	9 3/8	10	5.0
2S	30	36	1 3/8		5/8	5	2	9	1 5/8	5 1/2	1 5/8	4 5/8	12 1/4	5 1/8	3 3/8	3 3/4		8	6 1/8	4 3/8	5 1/4	3/8	1/2	7/8	11 3/4	12 1/2	7.50
2M	30	36	1 3/8		5/8	5	2	9	1 5/8	5 1/2	1 5/8	4 5/8	12 1/4	5 1/8	3 3/8	3 3/4		8	6 1/8	4 3/8	5 1/4	3/8	1/2	7/8	11 3/4	12 1/2	7.50
3	36	48	2 1/4		3/4	6	4	12	3	7	2	5	14 5/8	6 7/8	3 1/4	4 1/2		9 1/2	7 1/2	5 1/4	6 1/4	3/8	5/8	1	14	15	12.0
4																											
5																											

STANDARD SIGN
D4-2

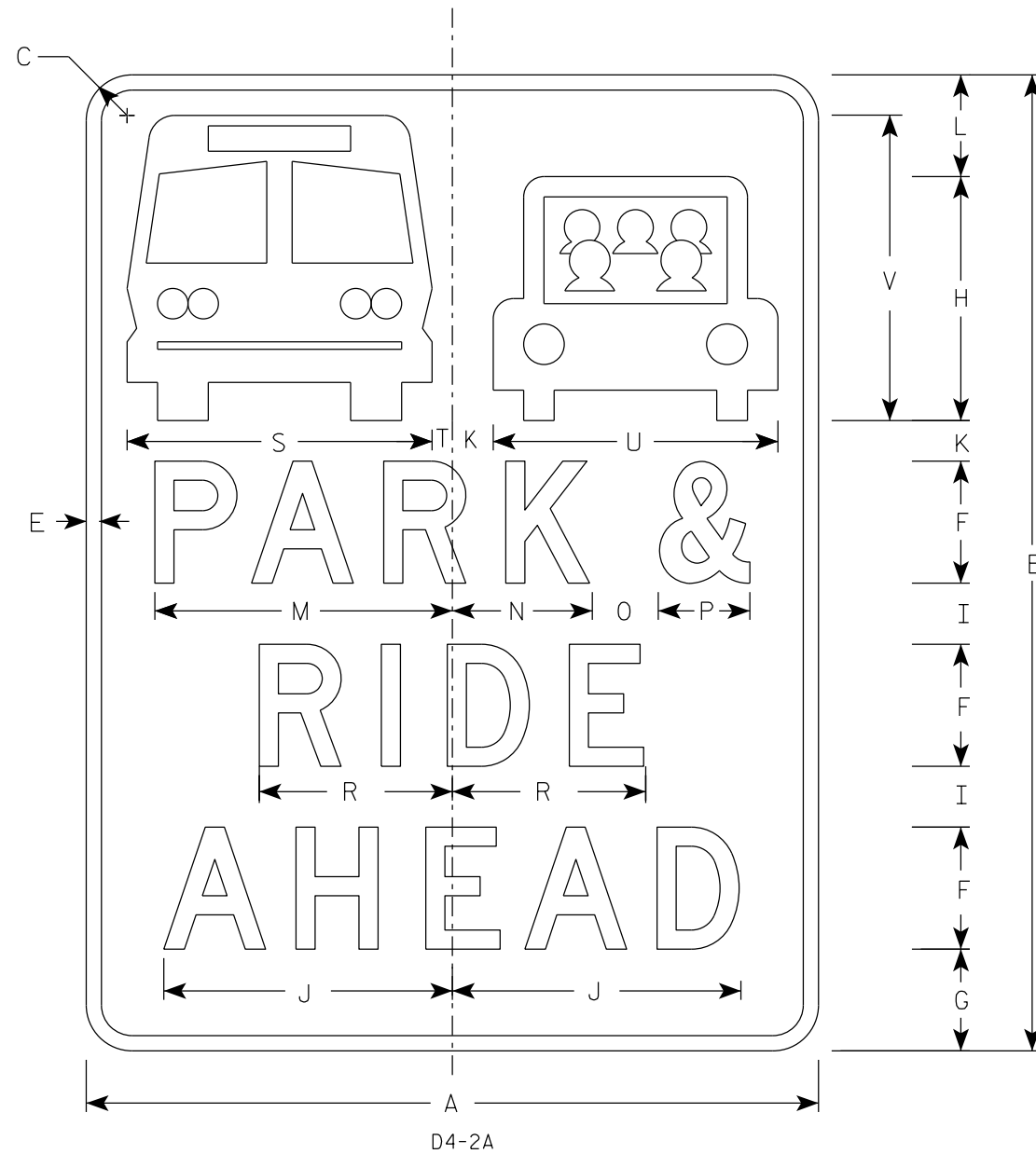
WISCONSIN DEPT OF TRANSPORTATION

APPROVED *Matthew R. Rauch*
for State Traffic Engineer

DATE 1/19/2021 PLATE NO. D4-2.6

NOTES

1. Sign is Type II - Type H Reflective
2. Color:
Background - Green
Message - White
3. Message Series - D



SIZE	A	B	C	D	E	F	G	H	I	J	K	L	M	N	O	P	Q	R	S	T	U	V	W	X	Y	Z	Area sq. ft.
1	24	30	1 1/8		1/2	4	1 3/4	7 1/2	2	9 1/8	1 3/8	3 3/8	9 3/4	4 5/8	2 3/4	3		6 3/8	10	5/8	9 3/8	9 3/8					5.0
2S	30	36	1 3/8		5/8	5	1 7/8	9	2	11 3/8	1 5/8	4 1/2	12 1/4	5 1/8	3 3/8	3 3/4		8	12 1/2	7/8	11 3/4	12					7.5
2M	30	36	1 3/8		5/8	5	1 7/8	9	2	11 3/8	1 5/8	4 1/2	12 1/4	5 1/8	3 3/8	3 3/4		8	12 1/2	7/8	11 3/4	12					7.5
3	36	48	2 1/4		3/4	6	5	12	3	14 1/4	2	5	14 5/8	6 7/8	3 1/4	4 1/2		9 1/2	15	1	14	15					12.0
4																											
5																											

STANDARD SIGN
D4-2A

WISCONSIN DEPT OF TRANSPORTATION

APPROVED *Matthew R. Rauch*
State Traffic Engineer

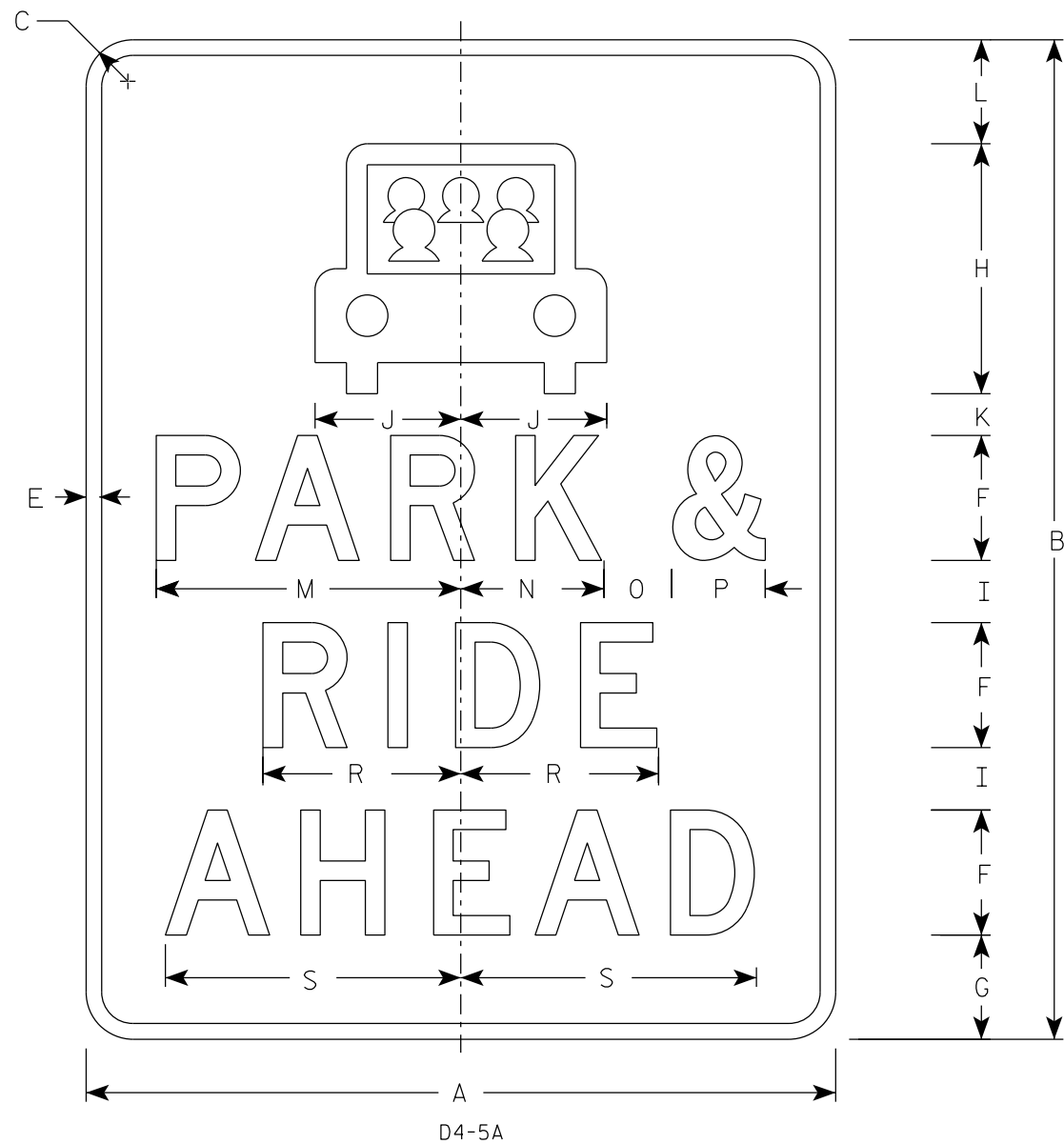
DATE 1/19/2021 PLATE NO. D4-2A.3

7

7

NOTES

1. Sign is Type II - Type H Reflective
2. Color:
Background - Green
Message - White
3. Message Series - D



SIZE	A	B	C	D	E	F	G	H	I	J	K	L	M	N	O	P	Q	R	S	T	U	V	W	X	Y	Z	Area sq. ft.
1	24	30	1 1/8		1/2	4	2 7/8	7 1/2	2	4 3/4	1 3/8	2 1/4	9 3/4	4 5/8	2 3/4	3		6 3/8	9 1/8								5.0
2S	30	36	1 3/8		5/8	5	3 3/8	9	2	5 7/8	1 5/8	3	12 1/4	5 1/8	3 3/8	3 3/4		8	11 3/8								7.5
2M	30	36	1 3/8		5/8	5	3 3/8	9	2	5 7/8	1 5/8	3	12 1/4	5 1/8	3 3/8	3 3/4		8	11 3/8								7.5
3	36	48	2 1/4		3/4	6	5	12	3	7	2	5	14 5/8	6 7/8	3 1/4	4 1/2		9 1/2	14 1/4								12.0
4																											
5																											

STANDARD SIGN
D4-5A

WISCONSIN DEPT OF TRANSPORTATION

APPROVED *Matthew R. Rauch*
for State Traffic Engineer

DATE 1/19/2021 PLATE NO. D4-5A.3

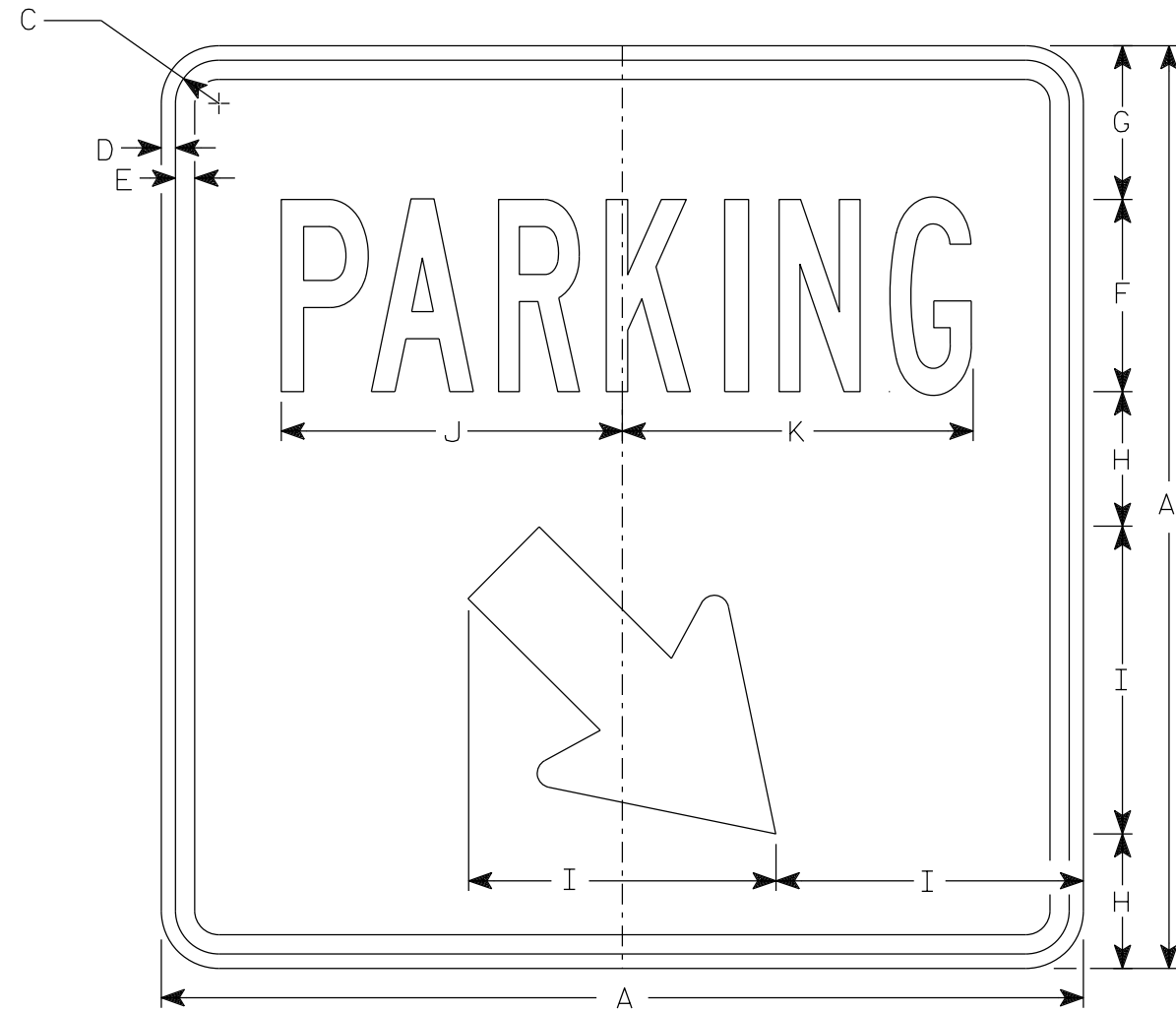
PROJECT NO:

SHEET NO:

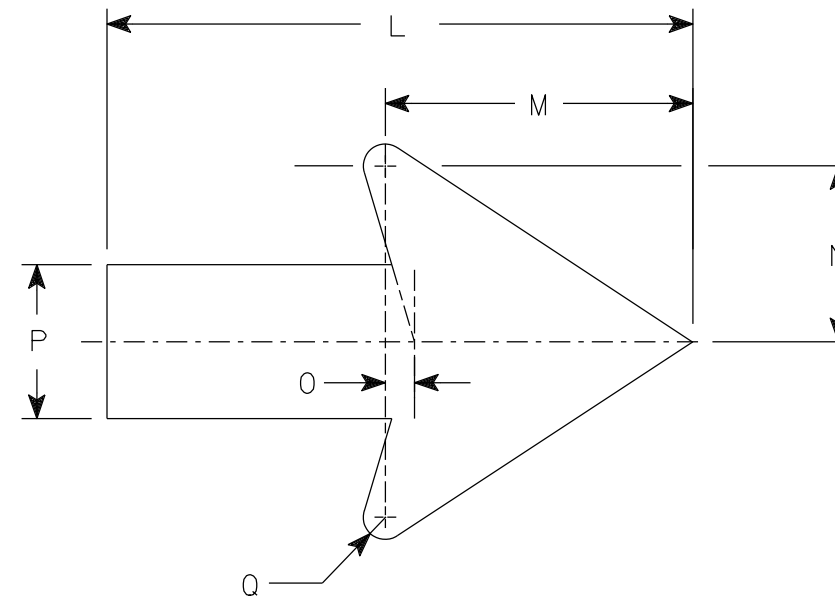
E

NOTES

1. Sign is Type II - Type H Reflective
2. Color:
Background - White
Message - Black
3. Message Series - B
4. The D4-51L is the same as a D4-51R except the arrow is reversed.



D4-51R



Arrow Detail

SIZE	A	B	C	D	E	F	G	H	I	J	K	L	M	N	O	P	Q	R	S	T	U	V	W	X	Y	Z	Area sq. ft.
1																											
2S	24		1 1/8	3/8	1/2	5	4	3 1/2	8	8 7/8	9 1/8	10	5 1/4	3	1/2	2 5/8	3/8										4.0
2M	24		1 1/8	3/8	1/2	5	4	3 1/2	8	8 7/8	9 1/8	10	5 1/4	3	1/2	2 5/8	3/8										4.0
3																											
4																											
5																											

STANDARD SIGN
D4-51

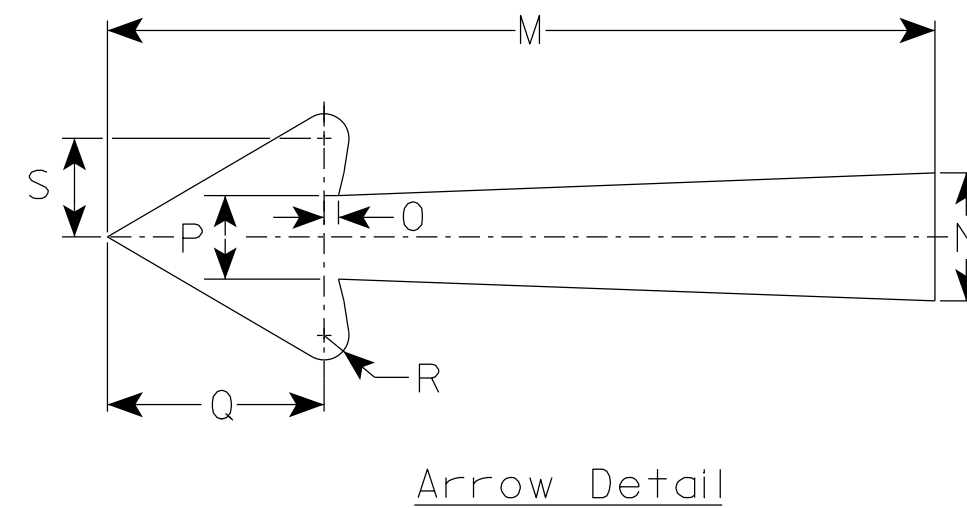
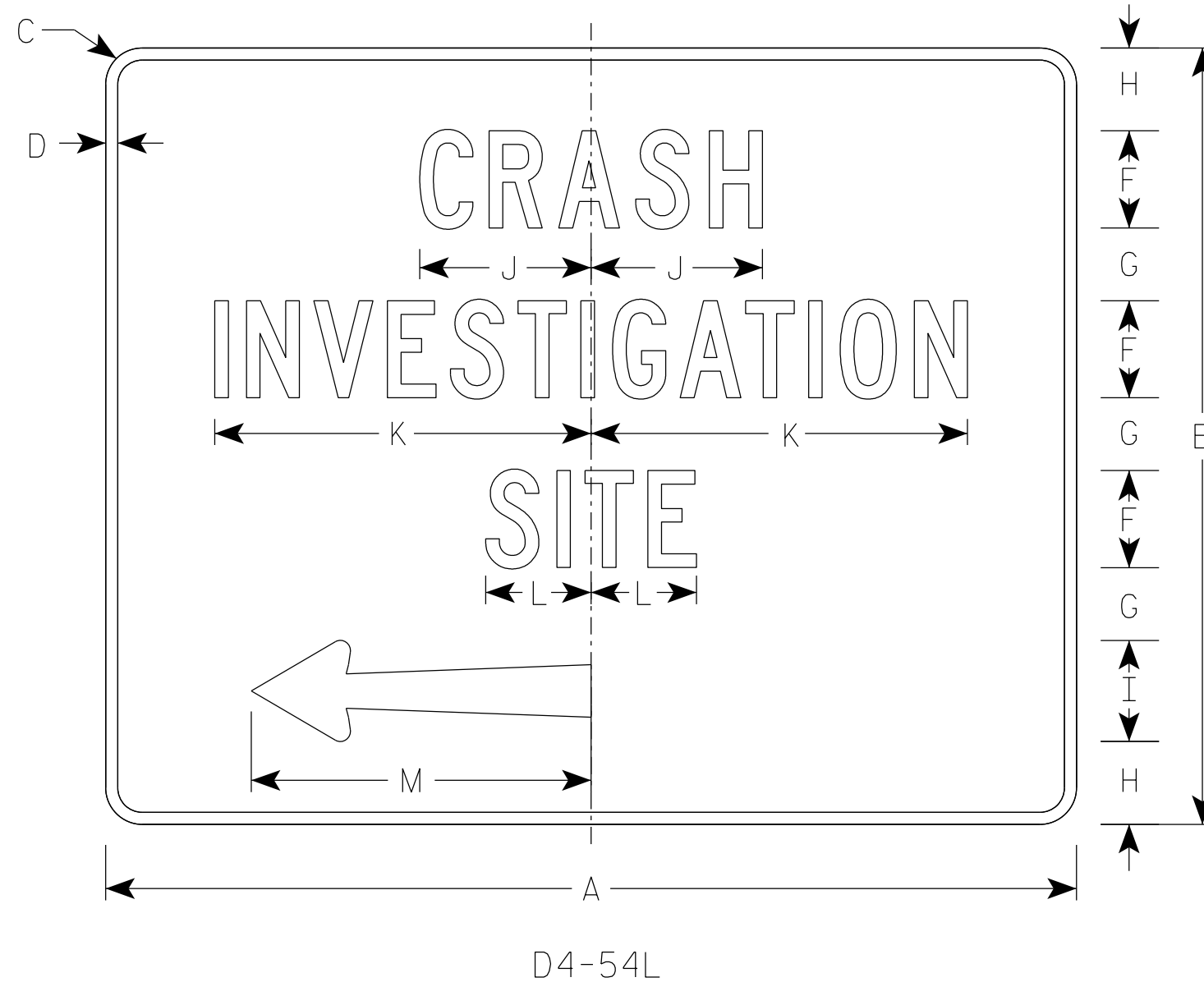
WISCONSIN DEPT OF TRANSPORTATION

APPROVED *Matthew R. Rauch*
for State Traffic Engineer

DATE 1/19/2021 PLATE NO. D4-51.9

NOTES

1. Sign is Type II - Type H Reflective
2. Color:
Background - BLUE
Message - WHITE
3. Message Series - C
4. D4-54R is same as D4-54L except arrow is reversed



D4-54L

Arrow Detail

SIZE	A	B	C	D	E	F	G	H	I	J	K	L	M	N	O	P	Q	R	S	T	U	V	W	X	Y	Z	Area sq. ft.
1																											
2S	60	48	2 1/4	3/4		6	4 1/2	5 1/8	6 1/4	10 5/8	23 1/4	6 1/2	21	3 1/4	3/8	2 1/8	5 1/2	5/8	2 1/2								20.0
2M	60	48	2 1/4	3/4		6	4 1/2	5 1/8	6 1/4	10 5/8	23 1/4	6 1/2	21	3 1/4	3/8	2 1/8	5 1/2	5/8	2 1/2								20.0
3																											
4																											
5																											

STANDARD SIGN
D4-54 L & R

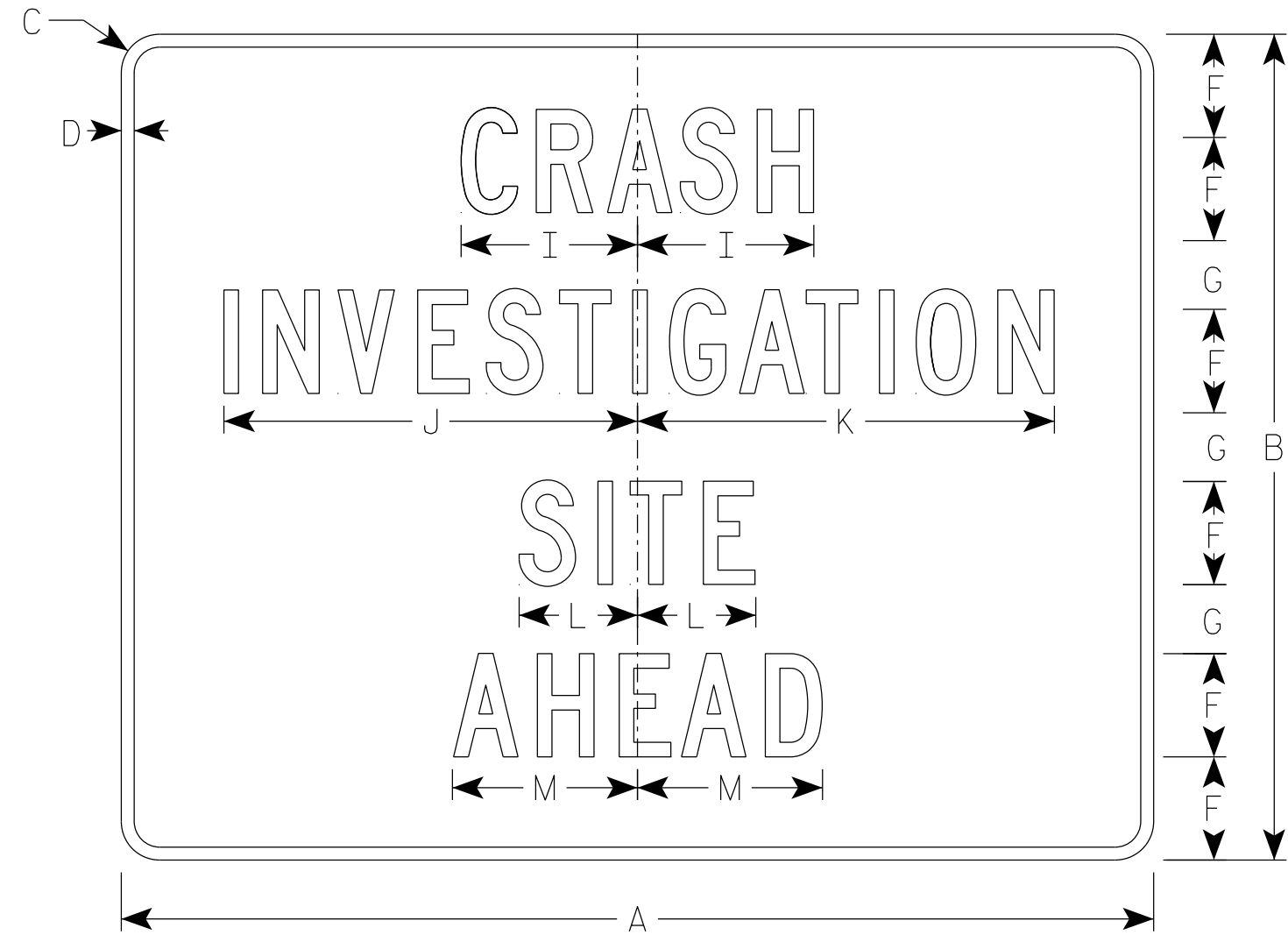
WISCONSIN DEPT OF TRANSPORTATION

APPROVED *Matthew R. Rauch*
for State Traffic Engineer

DATE 1/20/2021 PLATE NO. D4-54.2

NOTES

1. Sign is Type II - Type H Reflective
2. Color:
Background - BLUE
Message - WHITE
3. Message Series - C



D4-54A

SIZE	A	B	C	D	E	F	G	H	I	J	K	L	M	N	O	P	Q	R	S	T	U	V	W	X	Y	Z	Area sq. ft.
1																											
2S	60	48	2 1/4	3/4		6	4		10 1/4	24	24 1/4	6 7/8	10 3/4														20.0
2M	60	48	2 1/4	3/4		6	4		10 1/4	24	24 1/4	6 7/8	10 3/4														20.0
3																											
4																											
5																											

STANDARD SIGN
D4-54A

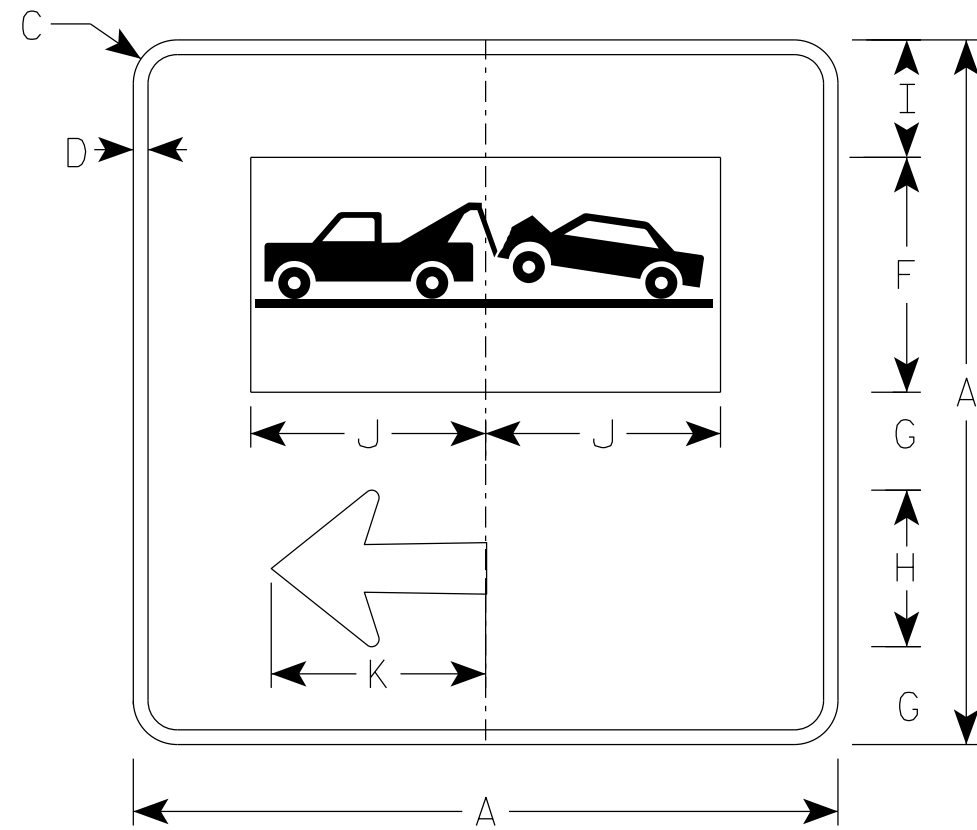
WISCONSIN DEPT OF TRANSPORTATION

APPROVED *Matthew R. Rauch*
For State Traffic Engineer

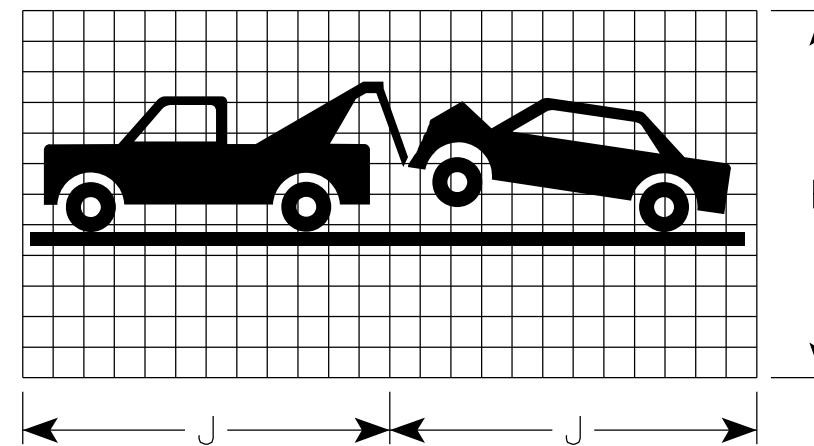
DATE 1/25/2021 PLATE NO. D4-54A.2

NOTES

1. Sign is Type II - Type H Reflective
2. Color:
Background - BLUE
Message - WHITE
3. Message Series - C
4. D4-55R is same as D4-55L except arrow is reversed.
5. Arrow is from A1-2 Lower Case 4 1/2 Series D & E



D4-55L



7

7

SIZE	A	B	C	D	E	F	G	H	I	J	K	L	M	N	O	P	Q	R	S	T	U	V	W	X	Y	Z	Area sq. ft.
1																											
2S	36		2 1/4	3/4		12	5	8	6	12	11																9.0
2M	36		2 1/4	3/4		12	5	8	6	12	11																9.0
3																											
4																											
5																											

STANDARD SIGN
D4-55 L & R

WISCONSIN DEPT OF TRANSPORTATION

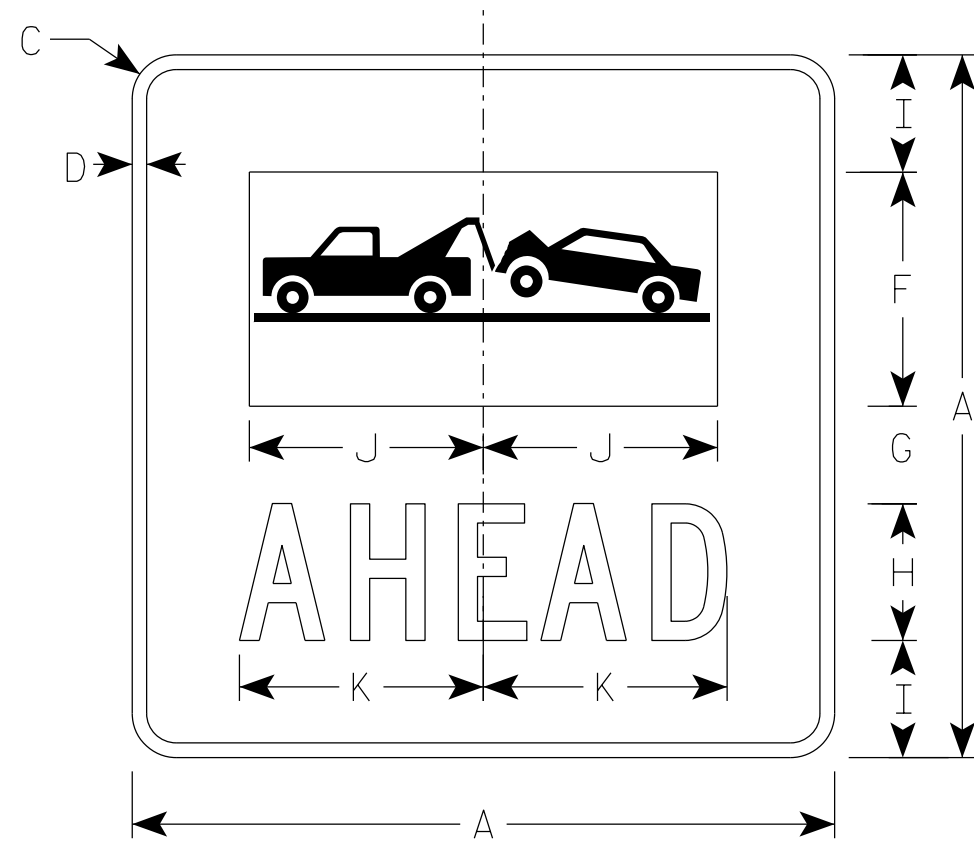
APPROVED *Matthew R. Rauch*
For State Traffic Engineer

DATE 1/25/2021 PLATE NO. D4-55.2

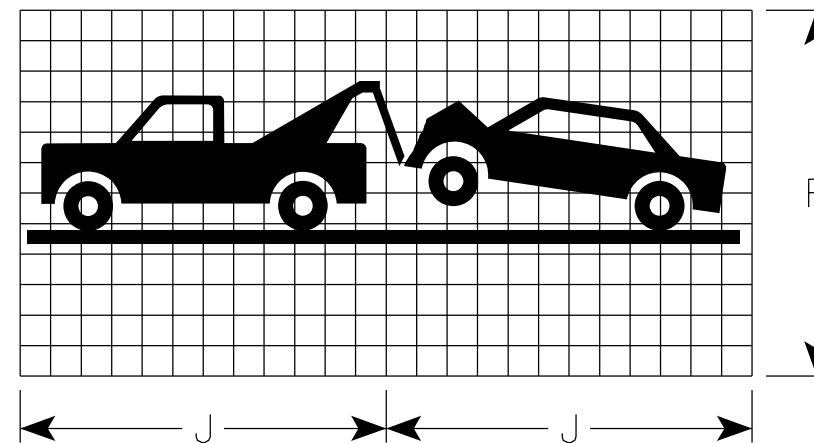
PROJECT NO: _____ HWY: _____ COUNTY: _____ SHEET NO: **E**

NOTES

1. Sign is Type II - Type H Reflective
2. Color:
Background - BLUE
Message - WHITE
3. Message Series - C



D4-55A



SIZE	A	B	C	D	E	F	G	H	I	J	K	L	M	N	O	P	Q	R	S	T	U	V	W	X	Y	Z	Area sq. ft.
1																											
2S	36		2 1/4	3/4		12	5	7	6	12	12 1/2																9.0
2M	36		2 1/4	3/4		12	5	7	6	12	12 1/2																9.0
3																											
4																											
5																											

STANDARD SIGN
D4-55A

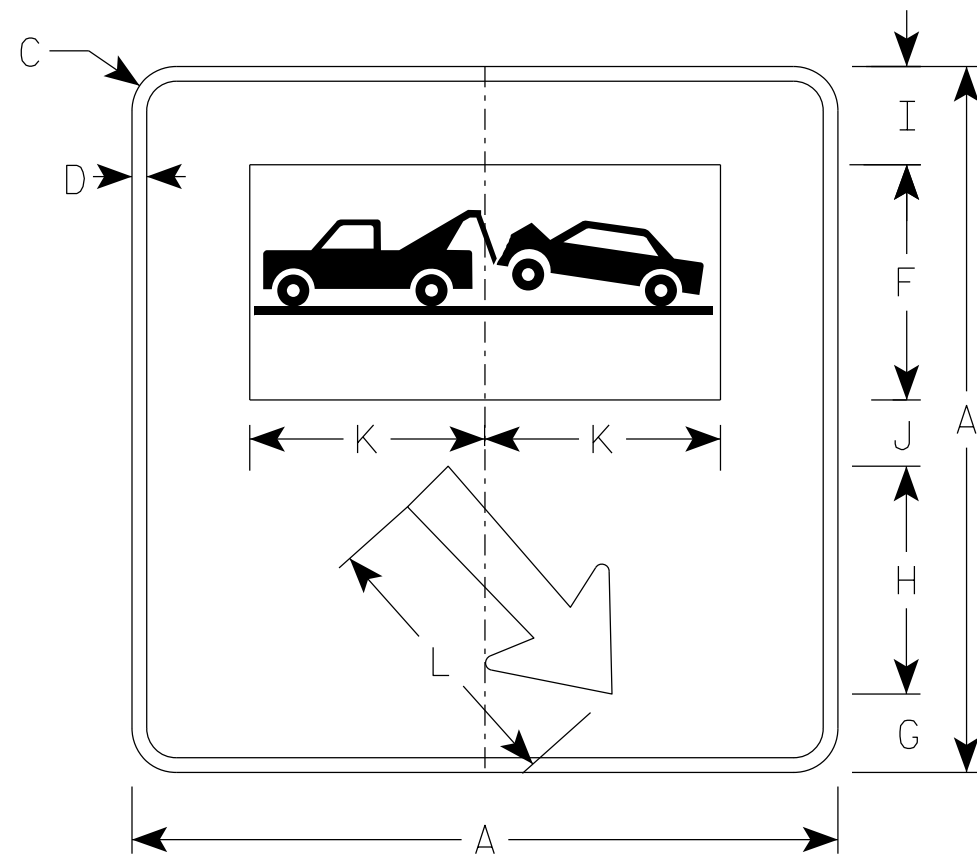
WISCONSIN DEPT OF TRANSPORTATION

APPROVED *Matthew R. Rauch*
For State Traffic Engineer

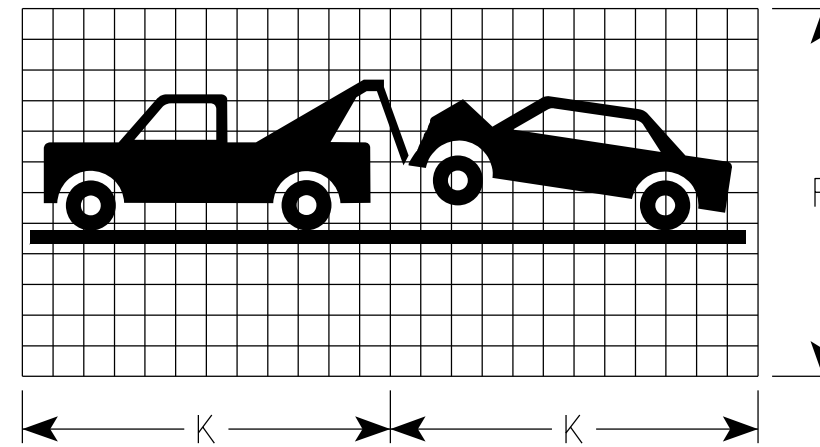
DATE 1/25/2021 PLATE NO. D4-55A.2

NOTES

1. Sign is Type II - Type H Reflective
2. Color:
Background - BLUE
Message - WHITE
3. Message Series - C
4. D4-56L is same as D4-56R except arrow is reversed.
5. Arrow is from A1-2 Lower Case 4 1/2 Series D & E, with a modified length.



D4-56R



SIZE	A	B	C	D	E	F	G	H	I	J	K	L	M	N	O	P	Q	R	S	T	U	V	W	X	Y	Z	Area sq. ft.
1																											
2S	36		2 1/4	3/4		12	4	11 5/8	5	3 3/8	12	14															9.0
2M	36		2 1/4	3/4		12	4	11 5/8	5	3 3/8	12	14															9.0
3																											
4																											
5																											

STANDARD SIGN
D4-56 L & R

WISCONSIN DEPT OF TRANSPORTATION


APPROVED *Matthew R. Rauch*
for State Traffic Engineer

DATE 1/25/2021 PLATE NO. D4-56.2

PROJECT NO: _____ HWY: _____ COUNTY: _____ SHEET NO: _____ **E**

NOTES

1. Sign is Type II - Type H Reflective
2. Color:
Background - Blue
Message - White
3. Message Series - E



SIZE	A	B	C	D	E	F	G	H	I	J	K	L	M	N	O	P	Q	R	S	T	U	V	W	X	Y	Z	Area sq. ft.
1	24	30	1 1/2		1/2	2 1/2	20 1/4	1 3/4	3 3/4	2 3/8	2 7/8	5 1/2	8	10	5	7/8	8 7/8	2 3/4	2 1/8								5.0
2S	24	30	1 1/2		1/2	2 1/2	20 1/4	1 3/4	3 3/4	2 3/8	2 7/8	5 1/2	8	10	5	7/8	8 7/8	2 3/4	2 1/8								5.0
2M	24	30	1 1/2		1/2	2 1/2	20 1/4	1 3/4	3 3/4	2 3/8	2 7/8	5 1/2	8	10	5	7/8	8 7/8	2 3/4	2 1/8								5.0
3																											
4																											
5																											

STANDARD SIGN
D5-5B

WISCONSIN DEPT OF TRANSPORTATION

APPROVED *Matthew R Rauch*
For State Traffic Engineer

DATE 2/2/2021 PLATE NO. D5-5B.8

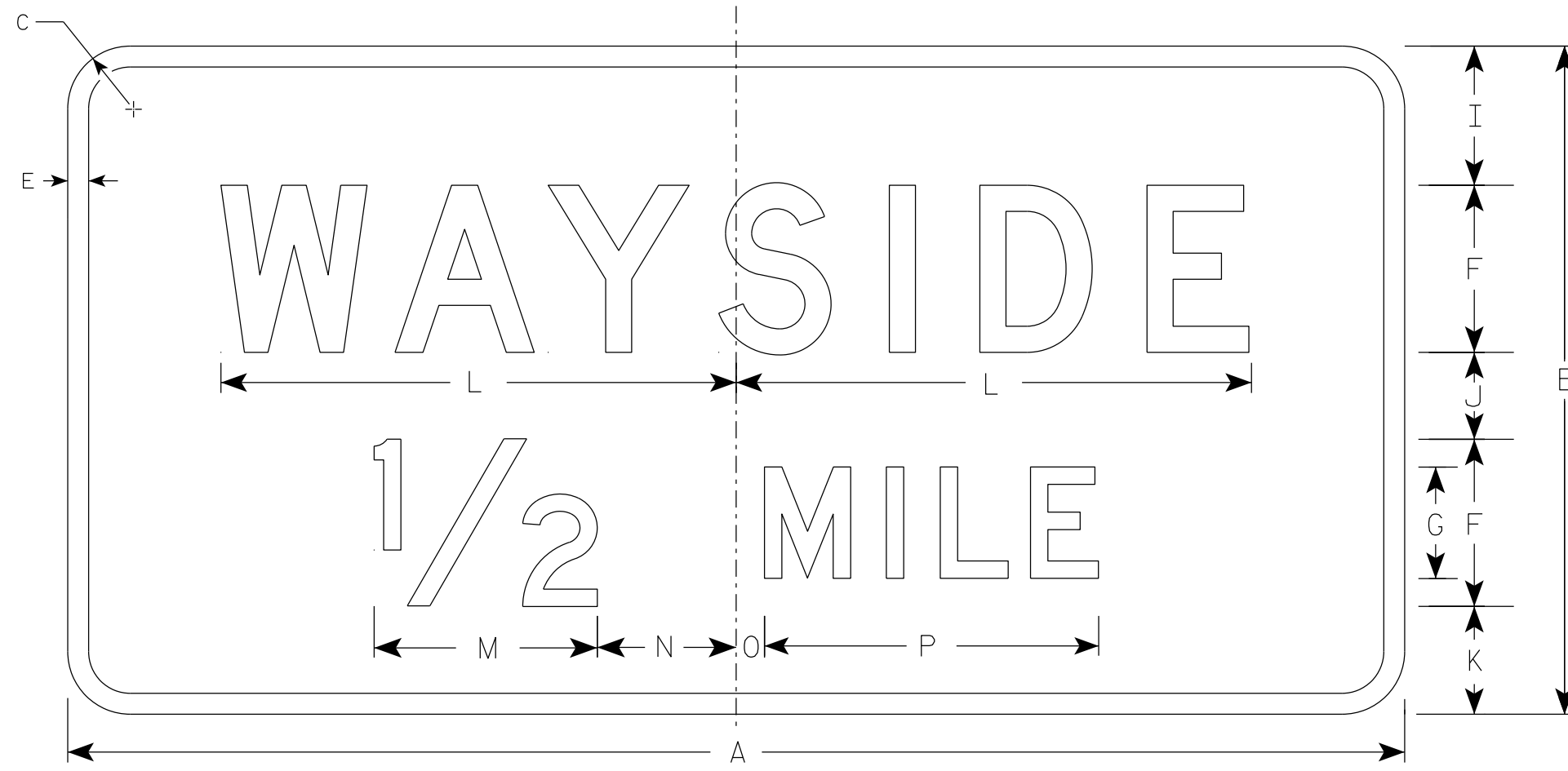
PROJECT NO:

SHEET NO:

E

NOTES

1. Sign is Type II - Type H Reflective
2. Color:
Background - Blue
Message - White
3. Message Series - D



D5-61

7

7

SIZE	A	B	C	D	E	F	G	H	I	J	K	L	M	N	O	P	Q	R	S	T	U	V	W	X	Y	Z	Area sq. ft.
1																											
2S	48	24	2 1/4		3/4	6	4	6	5	3 1/8	3 7/8	18 1/2	8	5	1	12											8.0
2M	48	24	2 1/4		3/4		4	6	5	3 1/8	3 7/8	18 1/2	8	5	1	12											8.0
3																											
4	78	42	3		1	10	7	10 1/2	8 3/4	5 3/4	7	30 1/8	14	8 3/4	1 3/4	21											22.75
5																											

STANDARD SIGN
D5-61

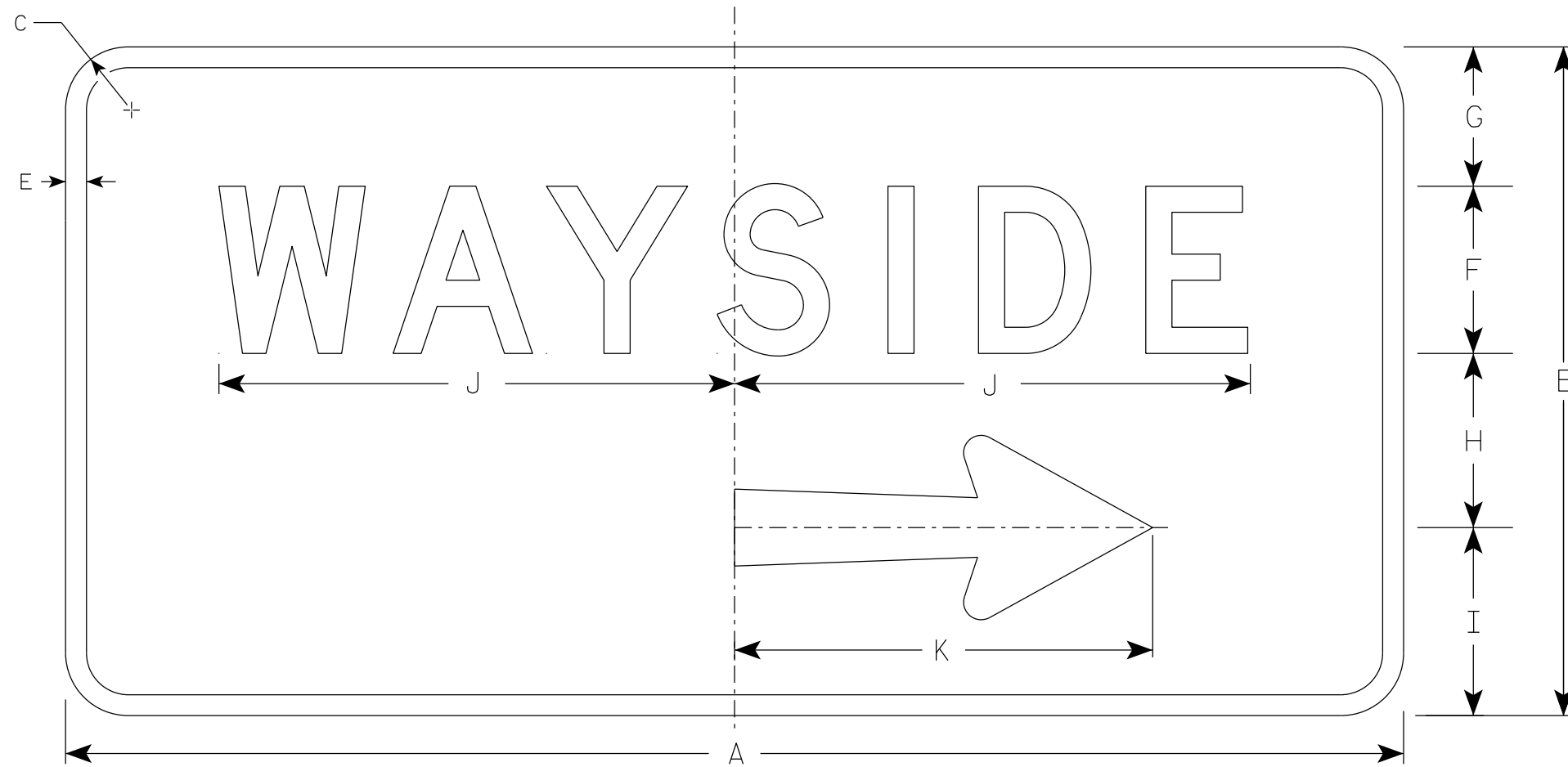
WISCONSIN DEPT OF TRANSPORTATION

APPROVED *Matthew R. Rauch*
for State Traffic Engineer

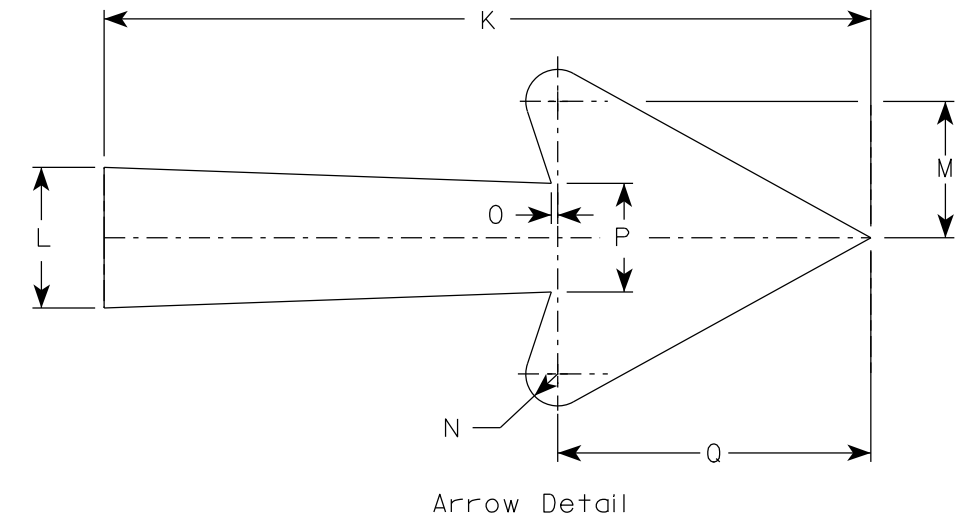
DATE 1/24/21 PLATE NO. D5-61.10

NOTES

1. Sign is Type II - Type H Reflective
2. Color:
Background - Blue
Message - White
3. Message Series - D
4. D5-62L is the same as D5-62R except that the arrow is rotated 180° about the vertical center line.



D5-62R



Arrow Detail

SIZE	A	B	C	D	E	F	G	H	I	J	K	L	M	N	O	P	Q	R	S	T	U	V	W	X	Y	Z	Area sq. ft.
1																											
2S	48	24	2 1/4		3/4	6	4	6 1/4	6 3/4	18 1/2	15	2 3/4	3 1/8	5/8	1/8	2 1/8	6 1/8										8.0
2M	48	24	2 1/4		3/4	6	4	6 1/4	6 3/4	18 1/2	15	2 3/4	3 1/8	5/8	1/8	2 1/8	6 1/8										8.0
3																											
4	78	42	3		1	10	8 3/4	11	12 1/4	30 1/8	26 1/4	4 3/4	4 5/8	1 1/8	1/4	3 3/4	10 3/4									22.75	
5																											

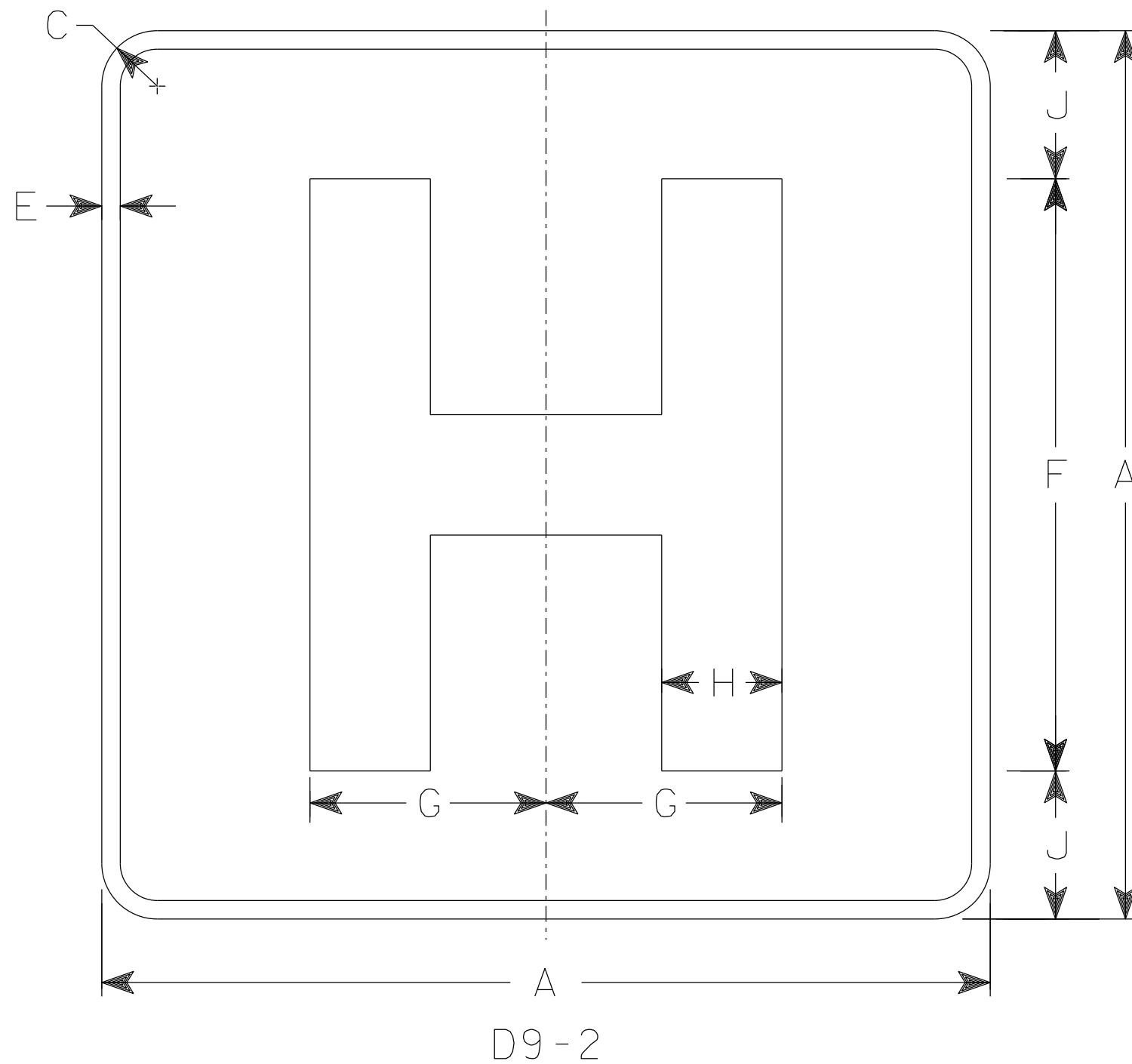
STANDARD SIGN
D5-62

WISCONSIN DEPT OF TRANSPORTATION

APPROVED *Matthew R. Rauch*
for State Traffic Engineer
DATE 1/27/21 PLATE NO. D5-62.11

NOTES

1. Sign is Type II - Type H Reflective
2. Color:
Background - Blue
Message - White
3. Message Series - E Modified
4. Corners may be square or rounded when base material is plywood but borders shall be rounded as shown. When base material is metal, the corners and borders shall be rounded.



SIZE	A	B	C	D	E	F	G	H	I	J	K	L	M	N	O	P	Q	R	S	T	U	V	W	X	Y	Z	Area sq. ft.
1	18		1 1/8		1/2	12	4 3/4	2 3/8		3																	2.25
2S	24		1 1/2		1/2	16	6 3/8	3 1/4		4																	4.0
2M	24		1 1/2		1/2	16	6 3/8	3 1/4		4																	4.0
3	36		2 1/4		3/4	24	9 1/2	4 7/8		6																	9.0
4																											
5																											

STANDARD SIGN
D9-2

WISCONSIN DEPT OF TRANSPORTATION

APPROVED *Matthew R. Rauch*
for State Traffic Engineer

DATE 1/28/21 PLATE NO. D9-2.5

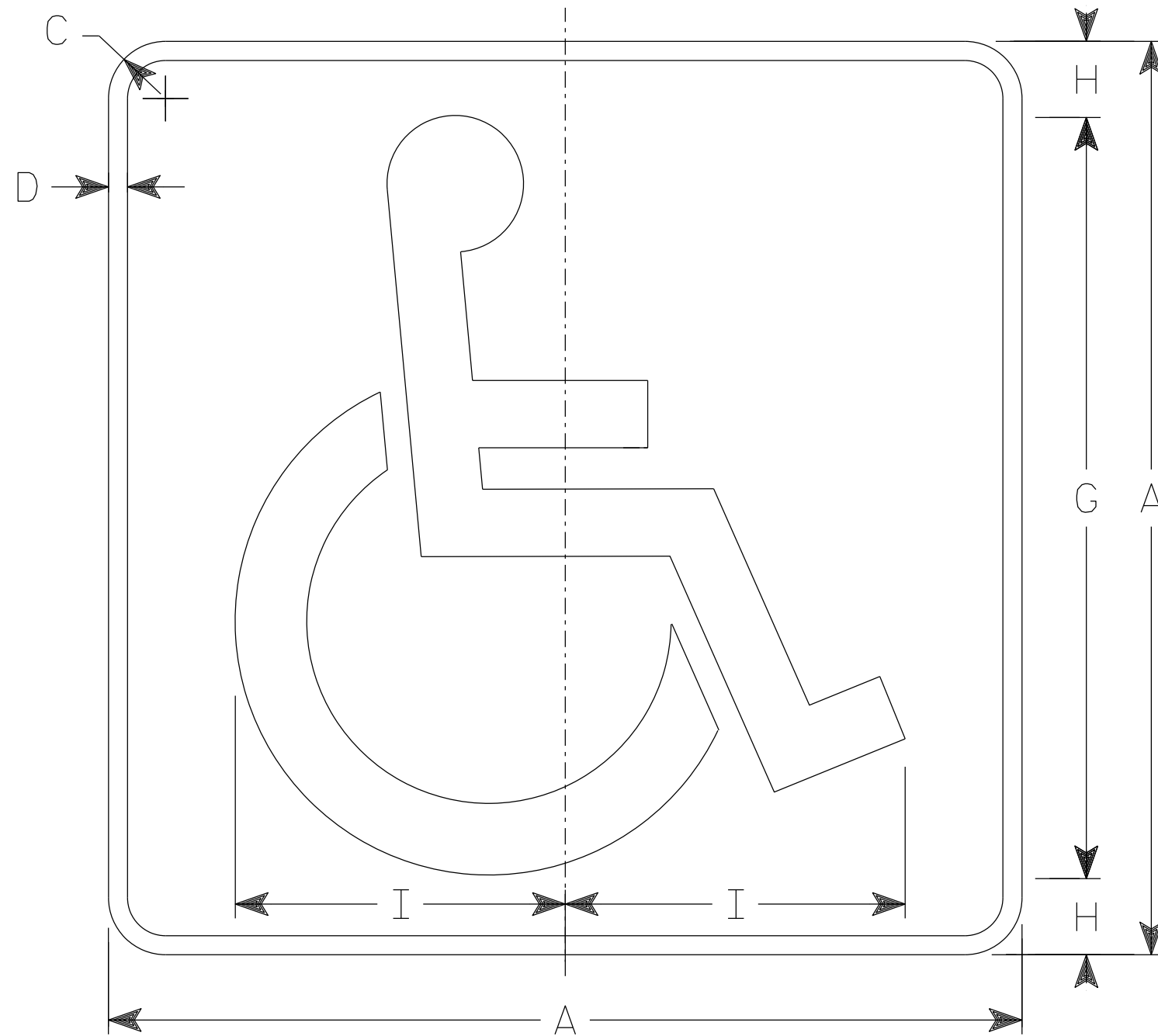
PROJECT NO: _____ SHEET NO: **E**

7

7

NOTES

1. Sign is Type II - Type H Reflective
2. Color:
 Background - Blue
 Message - White



D9-6

SIZE	A	B	C	D	E	F	G	H	I	J	K	L	M	N	O	P	Q	R	S	T	U	V	W	X	Y	Z	Area sq. ft.
1	18		1 1/8	1/2			15	1 1/2	6 5/8																		2.25
2S	24		1 1/2	1/2			20	2	8 3/4																		4.0
2M	24		1 1/2	1/2			20	2	8 3/4																		4.0
3	30		1 7/8	3/4			25	2 1/2	11																		6.25
4																											
5																											

STANDARD SIGN
D9-6

WISCONSIN DEPT OF TRANSPORTATION

APPROVED *Matthew R. Rauch*
 for State Traffic Engineer

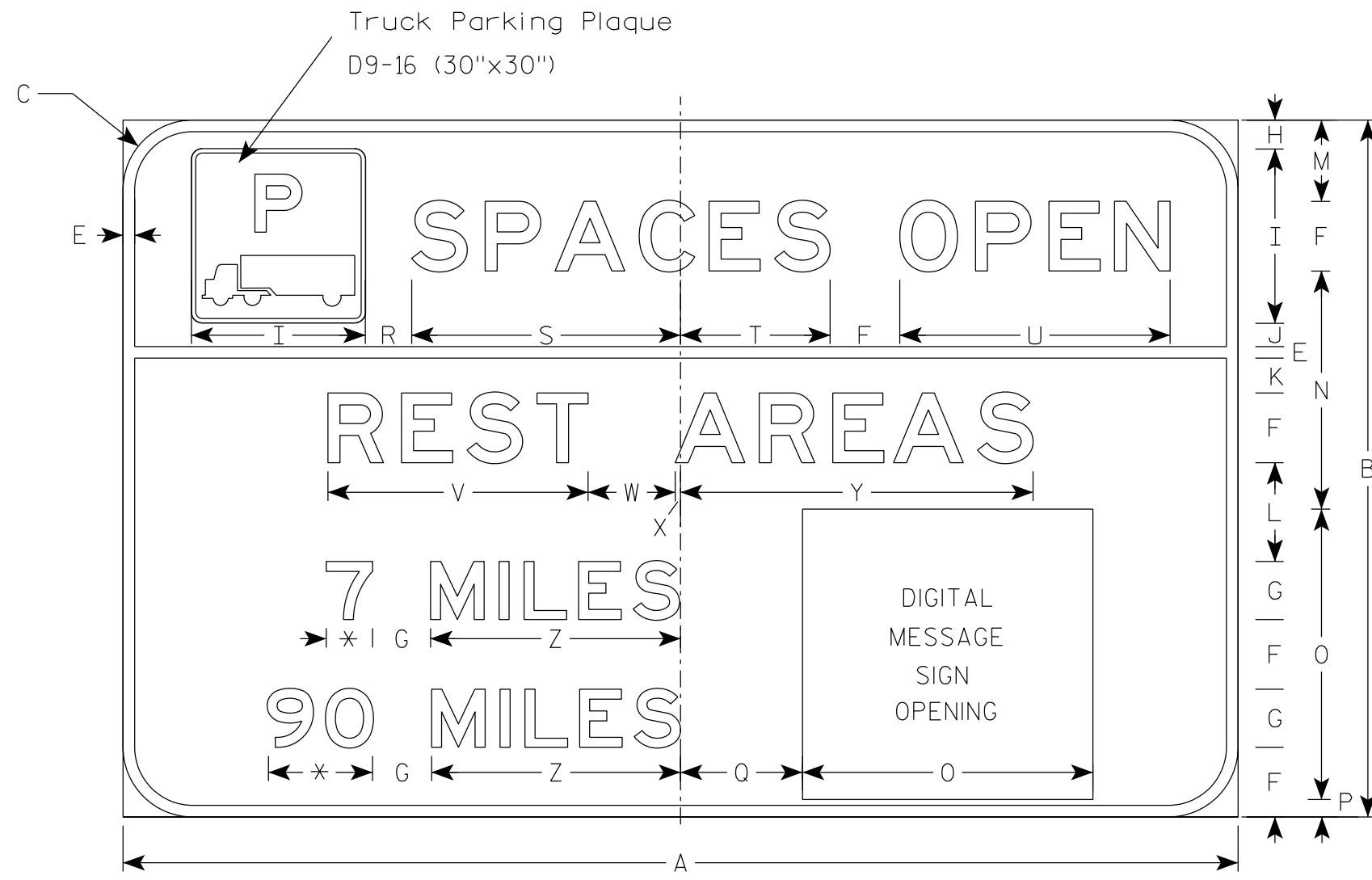
DATE 1/28/21 PLATE NO. D9-6.4

7

7

NOTES

1. Sign is Type I - Type SH Reflective
2. Color:
Background - Blue
Message - White
3. Message Series - E
4. Substitute appropriate mileage



D9-16D

* See Note 4

SIZE	A	B	C	D	E	F	G	H	I	J	K	L	M	N	O	P	Q	R	S	T	U	V	W	X	Y	Z	Area sq. ft.
1																											
2S																											
2M																											
3																											
4	192	120	12		2	12	10	5	30	4	6	17	14	41	50	3	21	8	46 1/4	25 3/4	46 1/2	44 3/4	15	7/8	60 3/4	43	160.0
5	192	120	12		2	12	10	5	30	4	6	17	14	41	50	3	21	8	46 1/4	25 3/4	46 1/2	44 3/4	15	7/8	60 3/4	43	160.0

STANDARD SIGN
D9-16D

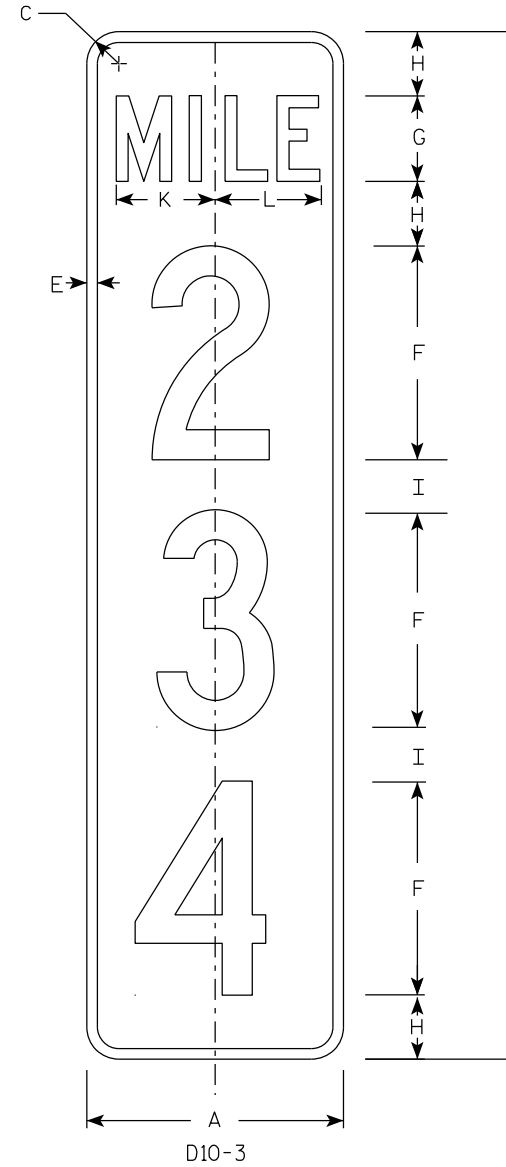
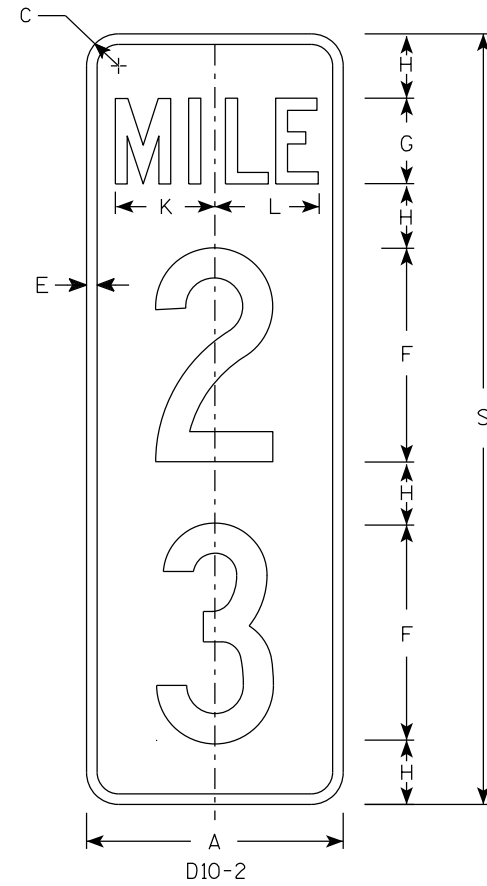
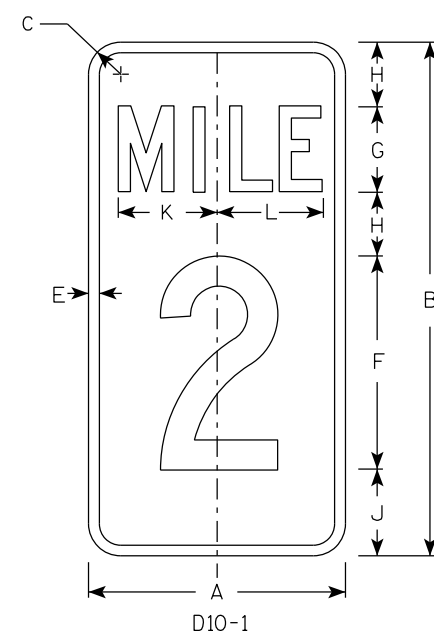
WISCONSIN DEPT OF TRANSPORTATION

APPROVED *Matthew R. Rauch*
for State Traffic Engineer

DATE 3/31/21 PLATE NO. D9-16D.1

NOTES

1. Sign is Type II - Type H Reflective
2. Color:
Background - Green
Message - White
3. Message Series - C
4. Optically adjust numerals about the centerline of the sign to achieve proper balance.



SIZE	A	B	C	D	E	F	G	H	I	J	K	L	M	N	O	P	Q	R	S	T	U	V	W	X	Y	Z
1																										
2S																										
2M																										
3																										
4	12	24	1 1/2		1/2	10	4	3	2 1/2	4	4 5/8	4 7/8							36	48						
5	12	24	1 1/2		1/2	10	4	3	2 1/2	4	4 5/8	4 7/8							36	48						

D10-1	D10-2	D10-3
Area sq. ft.	Area sq. ft.	Area sq. ft.
2.0	3.0	4.0
2.0	3.0	4.0

STANDARD SIGN
D10-1 , D10-2 & D10-3

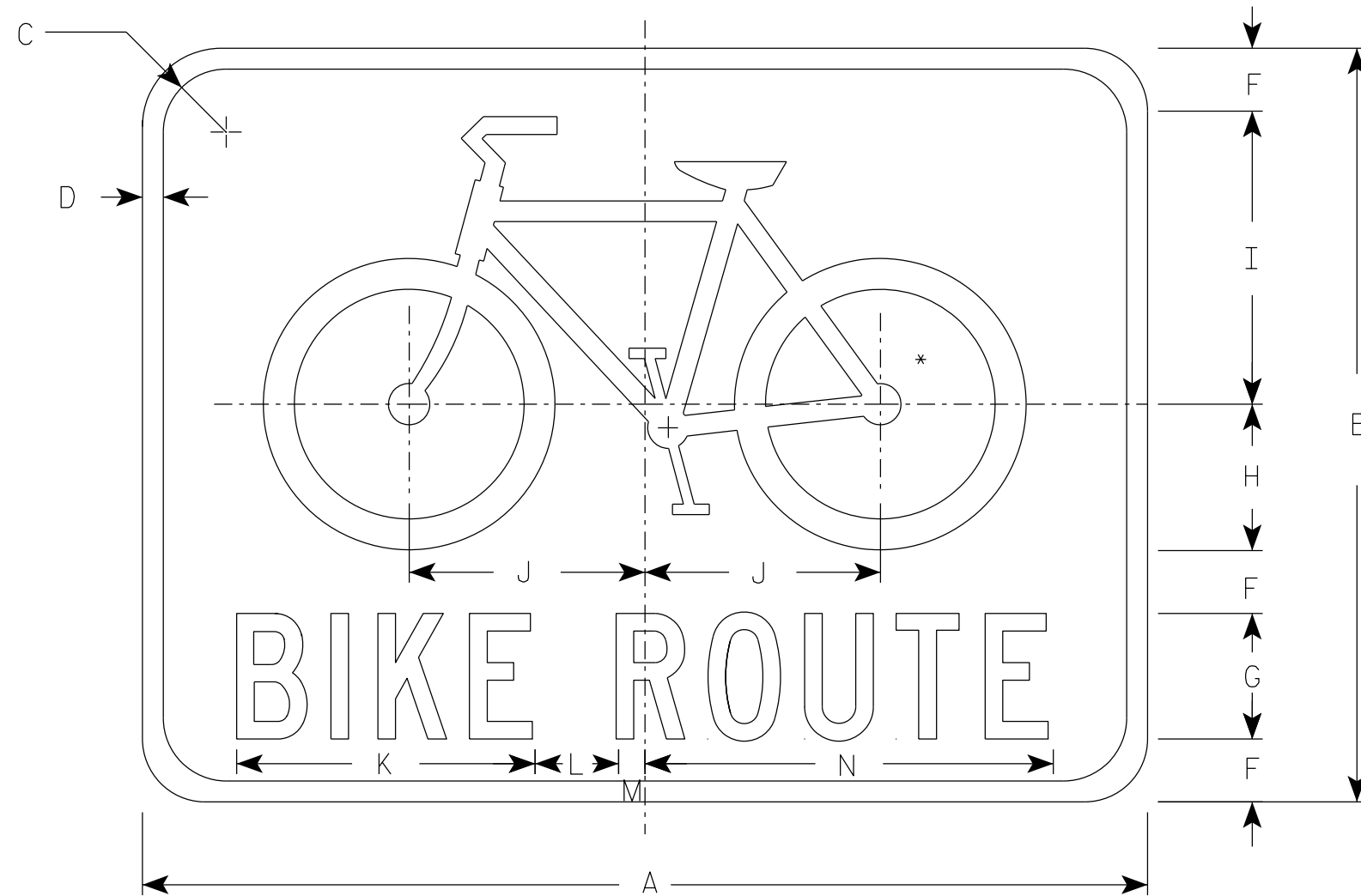
WISCONSIN DEPT OF TRANSPORTATION

APPROVED *Matthew R Rauch*
for State Traffic Engineer

DATE 3/09/2021 PLATE NO. D10-3.3

NOTES

1. Sign is Type II - Type H Reflective
2. Color:
 - Background - GREEN
 - Message - WHITE
3. Message Series - C



* See W11-1 for symbol design

D11-1

SIZE	A	B	C	D	E	F	G	H	I	J	K	L	M	N	O	P	Q	R	S	T	U	V	W	X	Y	Z	Area sq. ft.
1																											
2S	24	18	1 1/2	1/2		1 1/2	3	3 1/2	7	5 5/8	7 1/8	2	5/8	9 3/4													3.0
2M	24	18	1 1/2	1/2		1 1/2	3	3 1/2	7	5 5/8	7 1/8	2	5/8	9 3/4													3.0
3	30	24	1 1/4	5/8		2	4	4 3/4	9 1/4	7 1/2	9 1/2	2 5/8	7/8	13													5.0
4																											
5																											

STANDARD SIGN
D11-1

WISCONSIN DEPT OF TRANSPORTATION

APPROVED *Matthew R. Rauch*
For State Traffic Engineer

DATE 3/16/2021 PLATE NO. D11-1.2

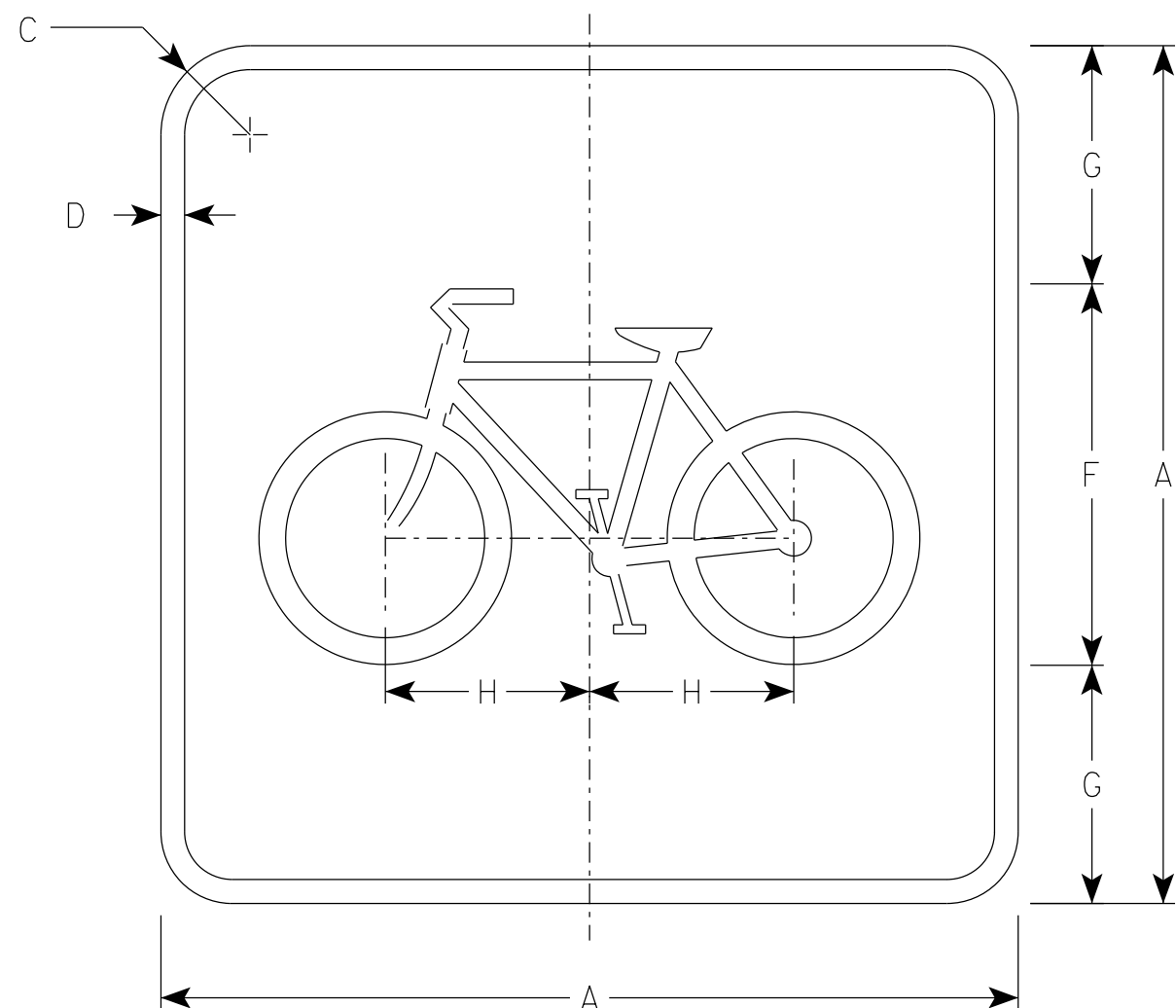
PROJECT NO:

SHEET NO:

E

NOTES

1. Sign is Type II - Type H Reflective
2. Color:
 Background - GREEN
 Message - WHITE



* See W11-1 for symbol design

D11-1A

SIZE	A	B	C	D	E	F	G	H	I	J	K	L	M	N	O	P	Q	R	S	T	U	V	W	X	Y	Z	Area sq. ft.
1																											
2S	18		1 1/2	1/2		8	5	4 1/4																			2.25
2M	18		1 1/2	1/2		8	5	4 1/4																			2.25
3																											
4																											
5																											

STANDARD SIGN
D11-1A

WISCONSIN DEPT OF TRANSPORTATION

APPROVED *Matthew R. Rauch*
for State Traffic Engineer

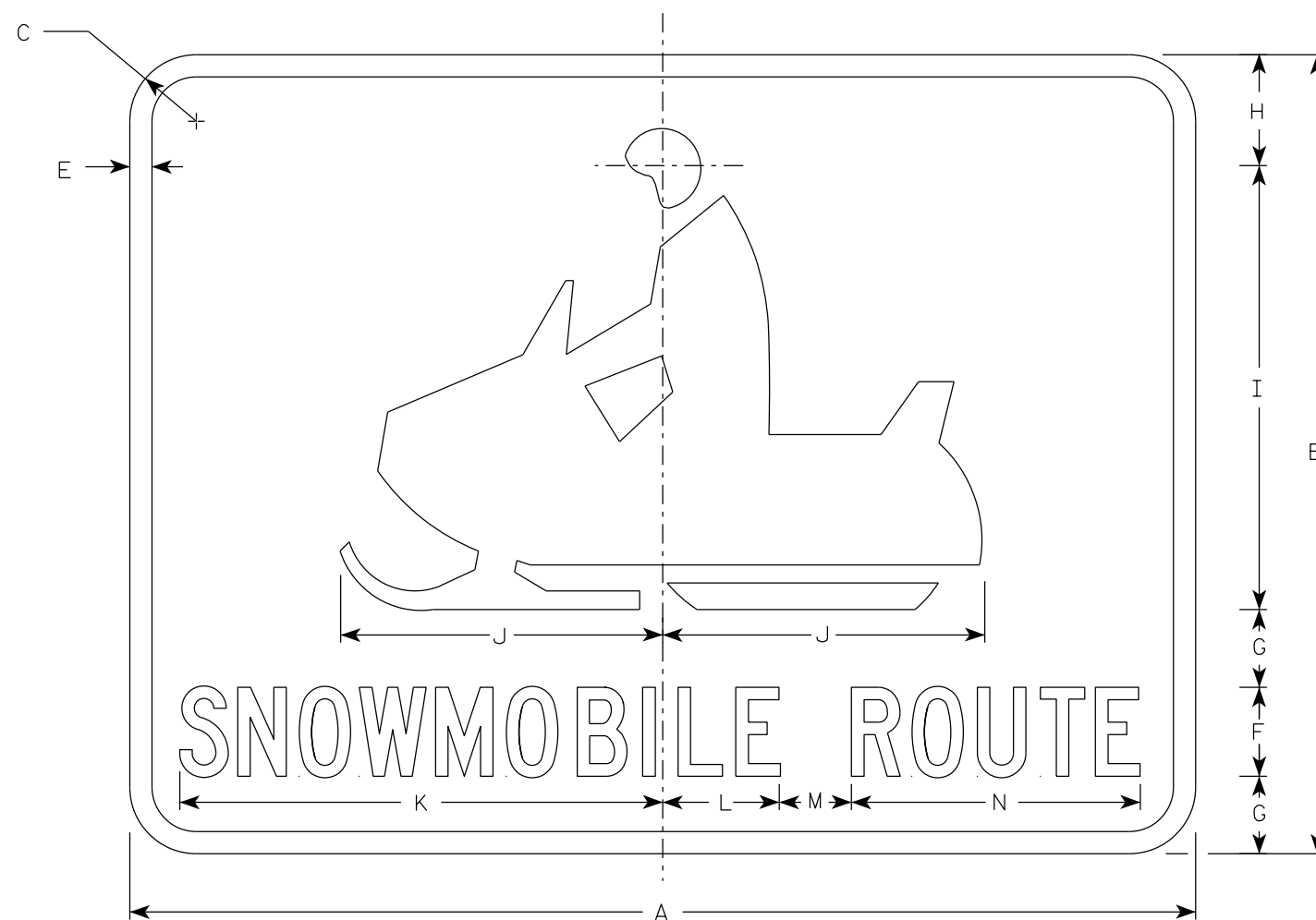
DATE 3/16/2021 PLATE NO. D11-1A.2

7

7

NOTES

1. Sign is Type II - Type H Reflective
2. Color:
Background - Green
Message - White
3. Message Series - C



D11-6

SIZE	A	B	C	D	E	F	G	H	I	J	K	L	M	N	O	P	Q	R	S	T	U	V	W	X	Y	Z	Area sq. ft.
1																											
2S	24	18	1 1/2		1/2	2	1 3/4	2 1/2	10	7 1/4	10 7/8	2 5/8	1 5/8	6 1/2													3.0
2M	24	18	1 1/2		1/2	2	1 3/4	2 1/2	10	7 1/4	10 7/8	2 5/8	1 5/8	6 1/2													3.0
3																											
4																											
5																											

STANDARD SIGN
D11-6

WISCONSIN DEPT OF TRANSPORTATION

APPROVED *Matthew R Rauch*
for State Traffic Engineer

DATE 3/16/2021 PLATE NO. D11-6.7

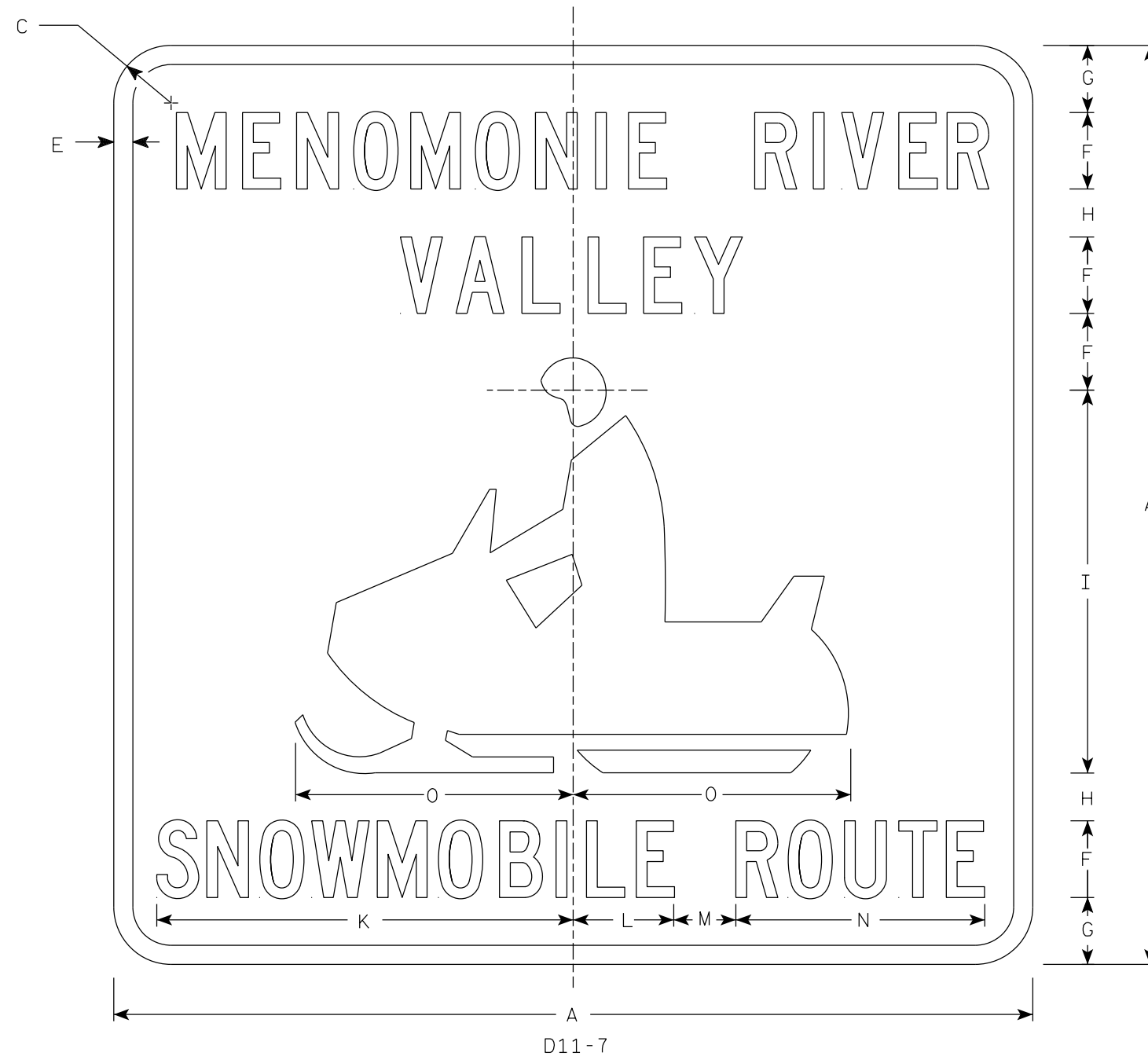
PROJECT NO:

SHEET NO:

E

NOTES

1. Sign is Type II - Type H Reflective
2. Color:
Background - Green
Message - White
3. Message Series - C
4. Substitute appropriate Snowmobile Route Name and adjust spacing to achieve proper balance. If route name is only single line of copy, center copy vertically between border and silhouette.



7

7

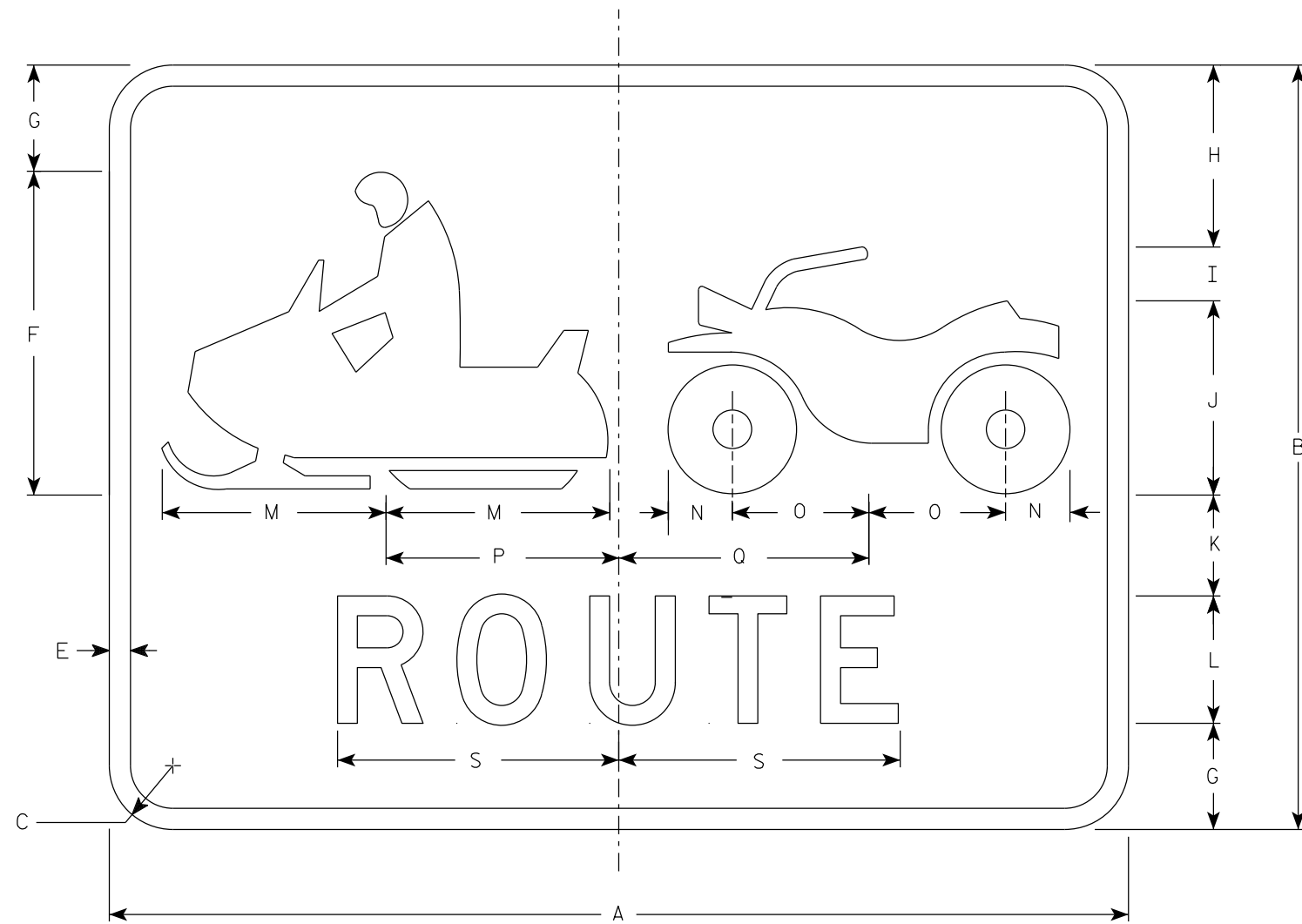
SIZE	A	B	C	D	E	F	G	H	I	J	K	L	M	N	O	P	Q	R	S	T	U	V	W	X	Y	Z	Area sq. ft.
1																											
2S	24		1 1/2		1/2	2	1 3/4	1 1/4	10		10 7/8	2 5/8	1 5/8	6 1/2	7 1/4												4.00
2M	24		1 1/2		1/2	2	1 3/4	1 1/4	10		10 7/8	2 5/8	1 5/8	6 1/2	7 1/4												4.00
3																											
4																											
5																											

STANDARD SIGN
D11-7

WISCONSIN DEPT OF TRANSPORTATION

APPROVED: *Matthew R Rauch*
For State Traffic Engineer

DATE 3/16/2021 PLATE NO. D11-7.6



NOTES

1. Sign is Type II - Type H Reflective
2. Color:
 Background - Green
 Message - White
3. Message Series - D

7

7

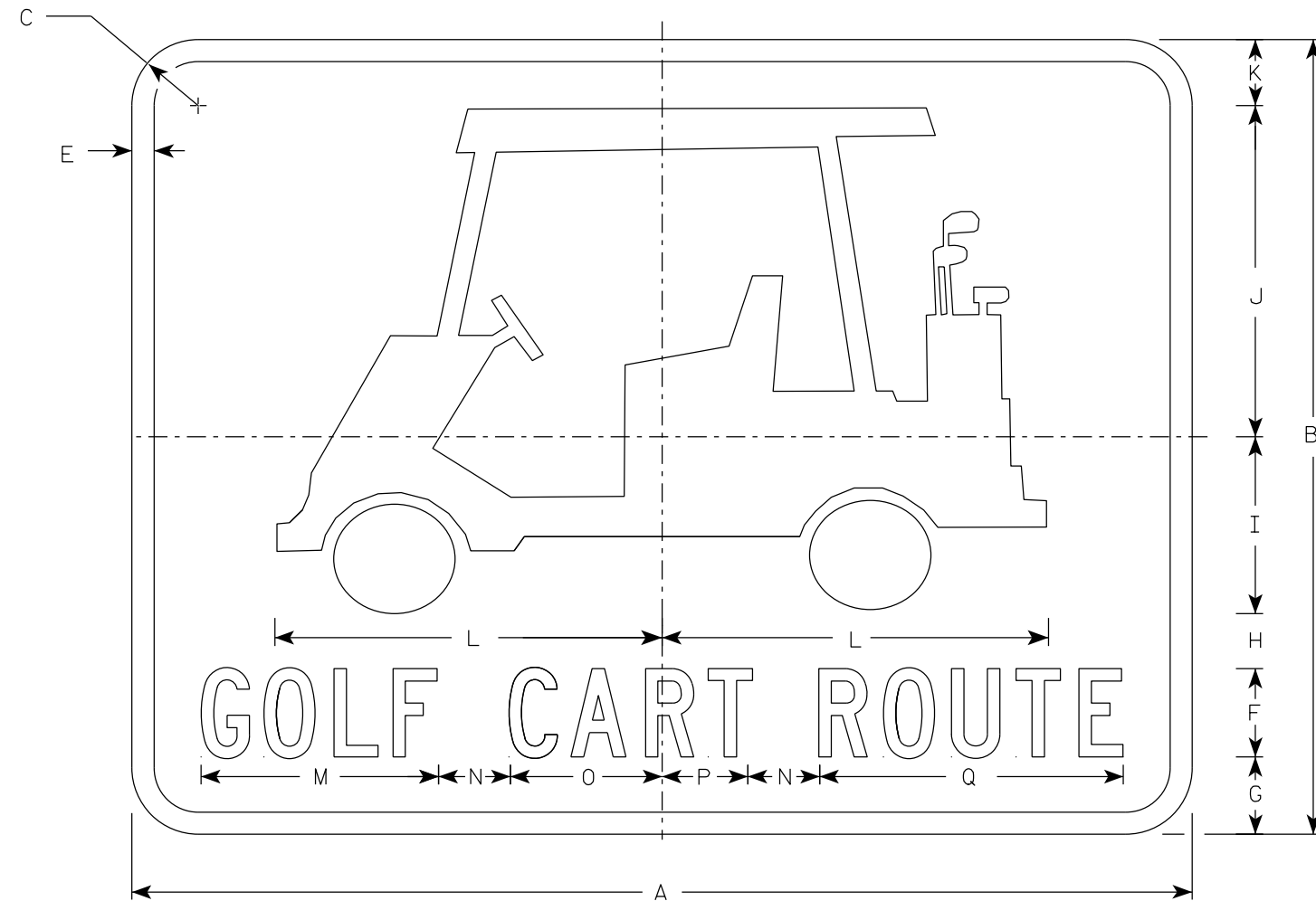
SIZE	A	B	C	D	E	F	G	H	I	J	K	L	M	N	O	P	Q	R	S	T	U	V	W	X	Y	Z	Area sq. ft.
1																											
2S	24	18	1 1/2		1/2	7 5/8	2 1/2	4 1/4	1 1/4	4 5/8	2 3/8	3	5 1/4	1 1/2	3 1/4	5 1/2	5 7/8		6 5/8								3.0
2M	24	18	1 1/2		1/2	7 5/8	2 1/2	4 1/4	1 1/4	4 5/8	2 3/8	3	5 1/4	1 1/2	3 1/4	5 1/2	5 7/8		6 5/8								3.0
3																											
4																											
5																											

STANDARD SIGN
D11-8

WISCONSIN DEPT OF TRANSPORTATION

APPROVED *Matthew R. Rauch*
For State Traffic Engineer

DATE 3/22/2021 PLATE NO. D11-8.3



D11-9

NOTES

1. Sign is Type II - Type H Reflective
2. Color:
 Background - Green
 Message - White
3. Message Series - C

7

7

SIZE	A	B	C	D	E	F	G	H	I	J	K	L	M	N	O	P	Q	R	S	T	U	V	W	X	Y	Z	Area sq. ft.
1																											
2S	24	18	1 1/2		1/2	2	1 3/4	1 1/4	4	7 1/2	1 1/2	8	5 3/8	1 5/8	3 1/2	1 7/8	6 7/8										3.0
2M	24	18	1 1/2		1/2	2	1 3/4	1 1/4	4	7 1/2	1 1/2	8	5 3/8	1 5/8	3 1/2	1 7/8	6 7/8										3.0
3																											
4																											
5																											

STANDARD SIGN
D11-9


WISCONSIN DEPT OF TRANSPORTATION

APPROVED *Matthew R. Rauch*
for State Traffic Engineer

DATE 3/22/2021 PLATE NO. D11-9.3

NOTES

1. Sign is Type II - Type H Reflective
2. Color: Background - Green
Message - White
3. Message Series - C
4. Substitute appropriate county or municipal name and second line message and optically center message
5. Only modified top two lines of text



D11-10A

CITY STREETS
 ← V → | G | H | ← W →

VILLAGE STREETS
 ← X → | Y | ← Z →
 E

TOWNSHIP ROADS
 ← AA → | G | G | ← BB →

TOWN ROADS
 ← CC → | G | ← BB →

SIZE	A	B	C	D	E	F	G	H	I	J	K	L	M	N	O	P	Q	R	S	T	U	V	W	X	Y	Z	AA	BB	CC	Area sq. ft.
1																														
2S	36	36	1 5/8		5/8	3	2	2 3/4	9 1/2	7 3/8	5 7/8	7 5/8	15 1/2	12 1/2	7/8	6 1/8	5 1/2	1/4	1 3/4	12 1/4	1 1/8	6 5/8	11 1/4	13 1/4	1 3/8	13 7/8	14 1/2	10 1/2	8 5/8	9.0
2M	36	36	1 5/8		5/8	3	2	2 3/4	9 1/2	7 3/8	5 7/8	7 5/8	15 1/2	12 1/2	7/8	6 1/8	5 1/2	1/4	1 3/4	12 1/4	1 1/8	6 5/8	11 1/4	13 1/4	1 3/8	13 7/8	14 1/2	10 1/2	8 5/8	9.0
3																														
4																														
5																														

STANDARD SIGN
D11-10A

WISCONSIN DEPT OF TRANSPORTATION

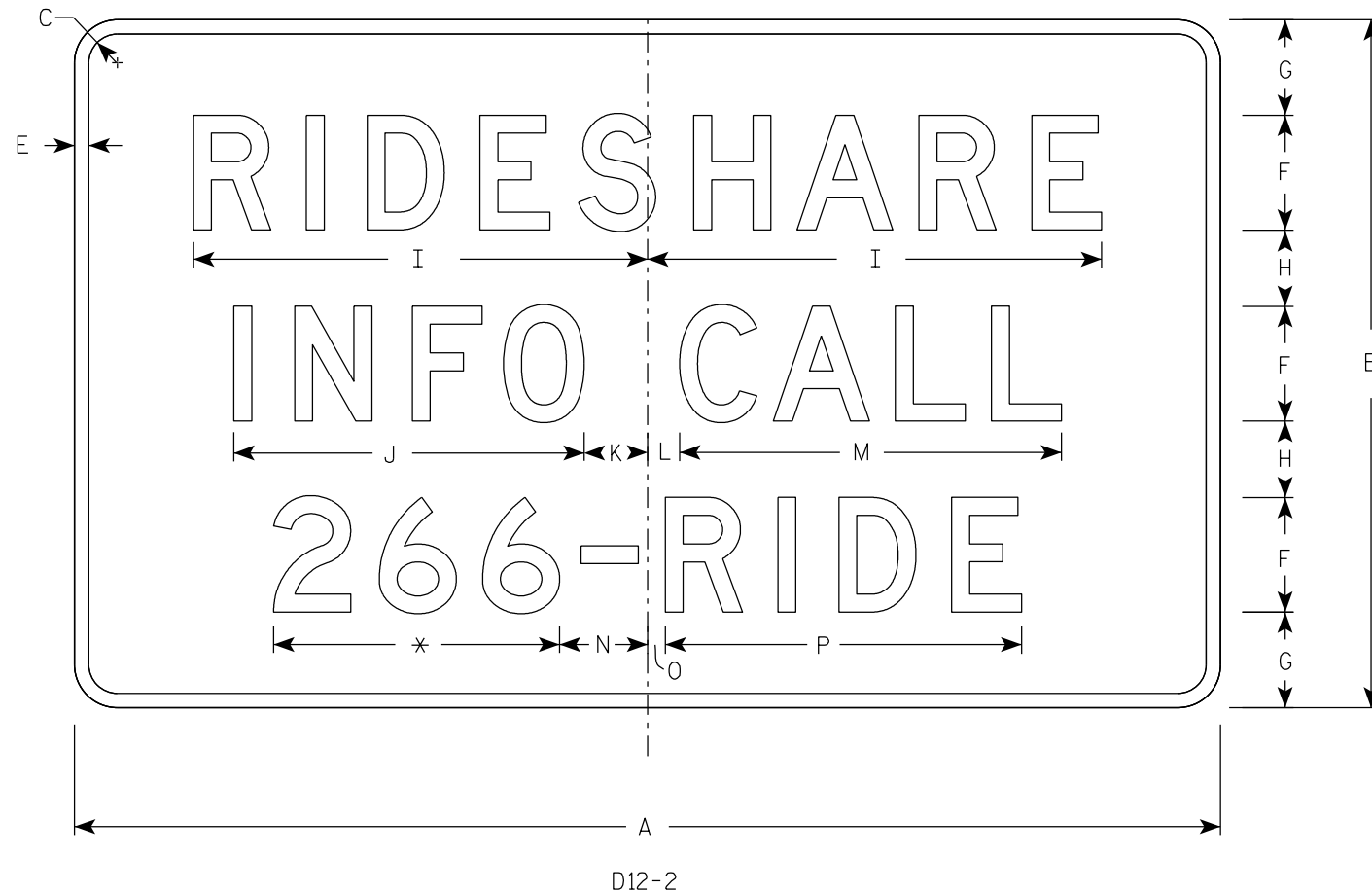
APPROVED *Matthew R. Rauch*
for State Traffic Engineer

DATE 3/31/2021 PLATE NO. D11-10A.2

PROJECT NO: _____ HWY: _____ COUNTY: _____ SHEET NO: **E**

NOTES

1. Sign is Type II - Type H Reflective
2. Color:
Background - Blue
Message - White
3. Message Series - D
4. Substitute appropriate numerals and adjust spacing as required to achieve proper balance.



* Variable (See note 4)

SIZE	A	B	C	D	E	F	G	H	I	J	K	L	M	N	O	P	Q	R	S	T	U	V	W	X	Y	Z	Area sq. ft.
1	42	24	1 1/2		1/2	4	3	3	15 7/8	12 1/4	2	1	13 3/8	3 1/8	5/8	12 3/8											7.0
2S	60	36	2 1/4		3/4	6	5	4	23 3/4	18 3/8	3 3/8	1 5/8	20	4 5/8	7/8	18 5/8											15.0
2M	60	36	2 1/4		3/4	6	5	4	23 3/4	18 3/8	3 3/8	1 5/8	20	4 5/8	7/8	18 5/8											15.0
3	60	36	2 1/4		3/4	6	5	4	23 3/4	18 3/8	3 3/8	1 5/8	20	4 5/8	7/8	18 5/8											15.0
4	60	36	2 1/4		3/4	6	5	4	23 3/4	18 3/8	3 3/8	1 5/8	20	4 5/8	7/8	18 5/8											15.0
5	78	48	3		1	8	6	6	31 3/4	24 1/2	4 5/8	2 3/8	26 5/8	6 1/8	1 1/8	24 7/8											26.0

STANDARD SIGN
D12-2

WISCONSIN DEPT OF TRANSPORTATION

APPROVED *Matthew R Rauch*
for State Traffic Engineer

DATE 3/25/2021 PLATE NO. D12-2.5

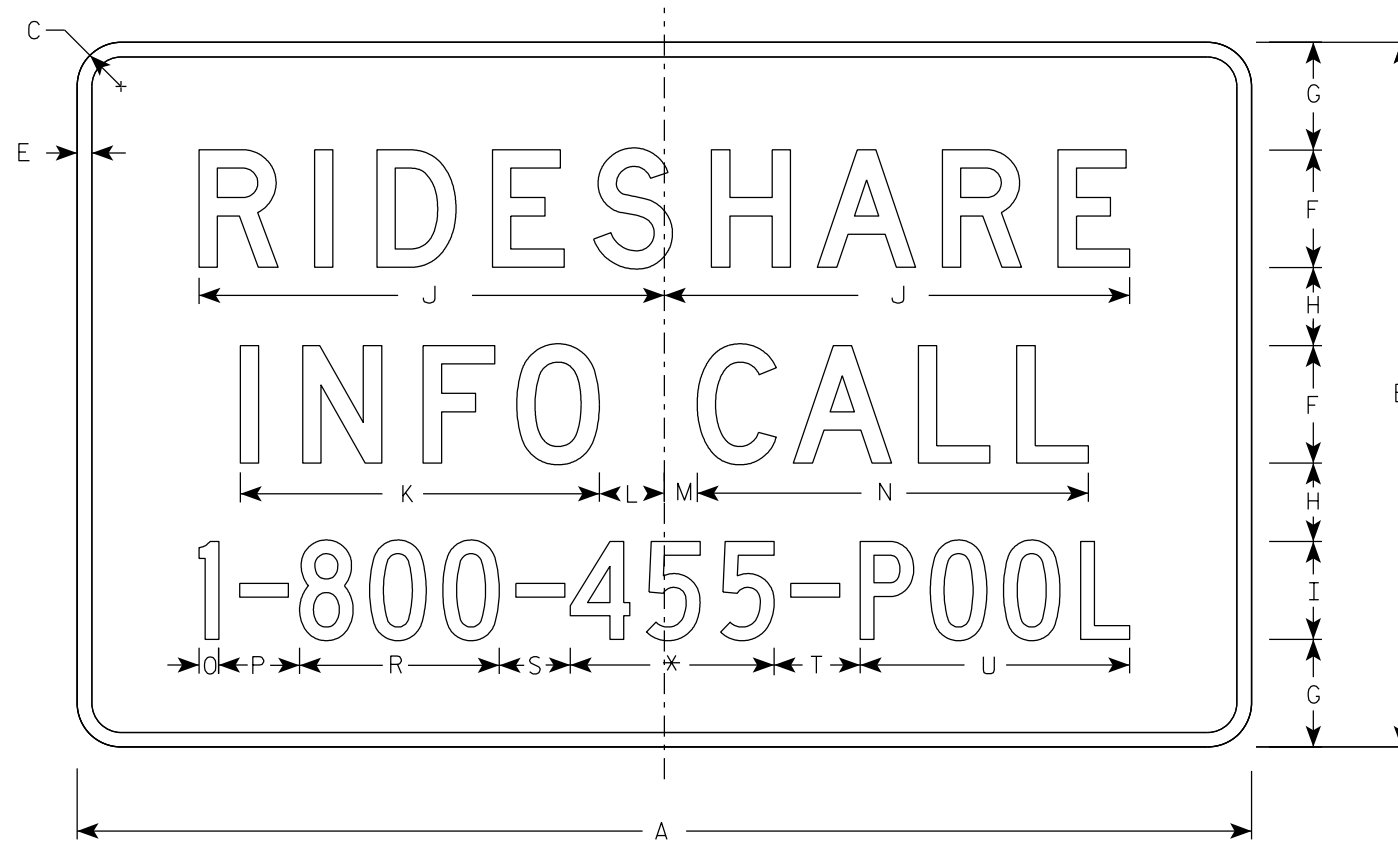
PROJECT NO:

SHEET NO:

E

NOTES

1. Sign is Type II - Type H Reflective
2. Color:
Background - Blue
Message - White
3. Message Series - Lines 1 & 2 are Series D and
Line 3 is Series C
4. Substitute appropriate numerals and adjust
spacing as required to achieve proper balance.



D12-2

* Variable (See note 4)

7

7

SIZE	A	B	C	D	E	F	G	H	I	J	K	L	M	N	O	P	Q	R	S	T	U	V	W	X	Y	Z	Area sq. ft.
1	42	24	1 1/2		1/2	4	3 1/2	3	3	15 7/8	12 1/4	2	1	13 3/8	5/8	2 1/2		6 1/8	2 1/8	2 5/8	8 1/4						7.0
2S	60	36	2 1/4		3/4	6	5 1/2	4	5	23 3/4	18 3/8	3 3/8	1 5/8	20	1	4 1/8		10 1/4	3 5/8	4 3/8	13 3/4						15.0
2M	60	36	2 1/4		3/4	6	5 1/2	4	5	23 3/4	18 3/8	3 3/8	1 5/8	20	1	4 1/8		10 1/4	3 5/8	4 3/8	13 3/4						15.0
3	60	36	2 1/4		3/4	6	5 1/2	4	5	23 3/4	18 3/8	3 3/8	1 5/8	20	1	4 1/8		10 1/4	3 5/8	4 3/8	13 3/4						15.0
4	60	36	2 1/4		3/4	6	5 1/2	4	5	23 3/4	18 3/8	3 3/8	1 5/8	20	1	4 1/8		10 1/4	3 5/8	4 3/8	13 3/4						15.0
5	78	48	3		1	8	6 1/2	6	7	31 3/4	24 1/2	4 5/8	2 3/8	26 5/8	1 3/8	5 3/4		14 1/4	5 1/8	6 1/8	19 1/4						26.0

STANDARD SIGN
D12-2A

WISCONSIN DEPT OF TRANSPORTATION

APPROVED *Matthew R. Rauch*
For State Traffic Engineer

DATE 3/25/2021 PLATE NO. D12-2.5

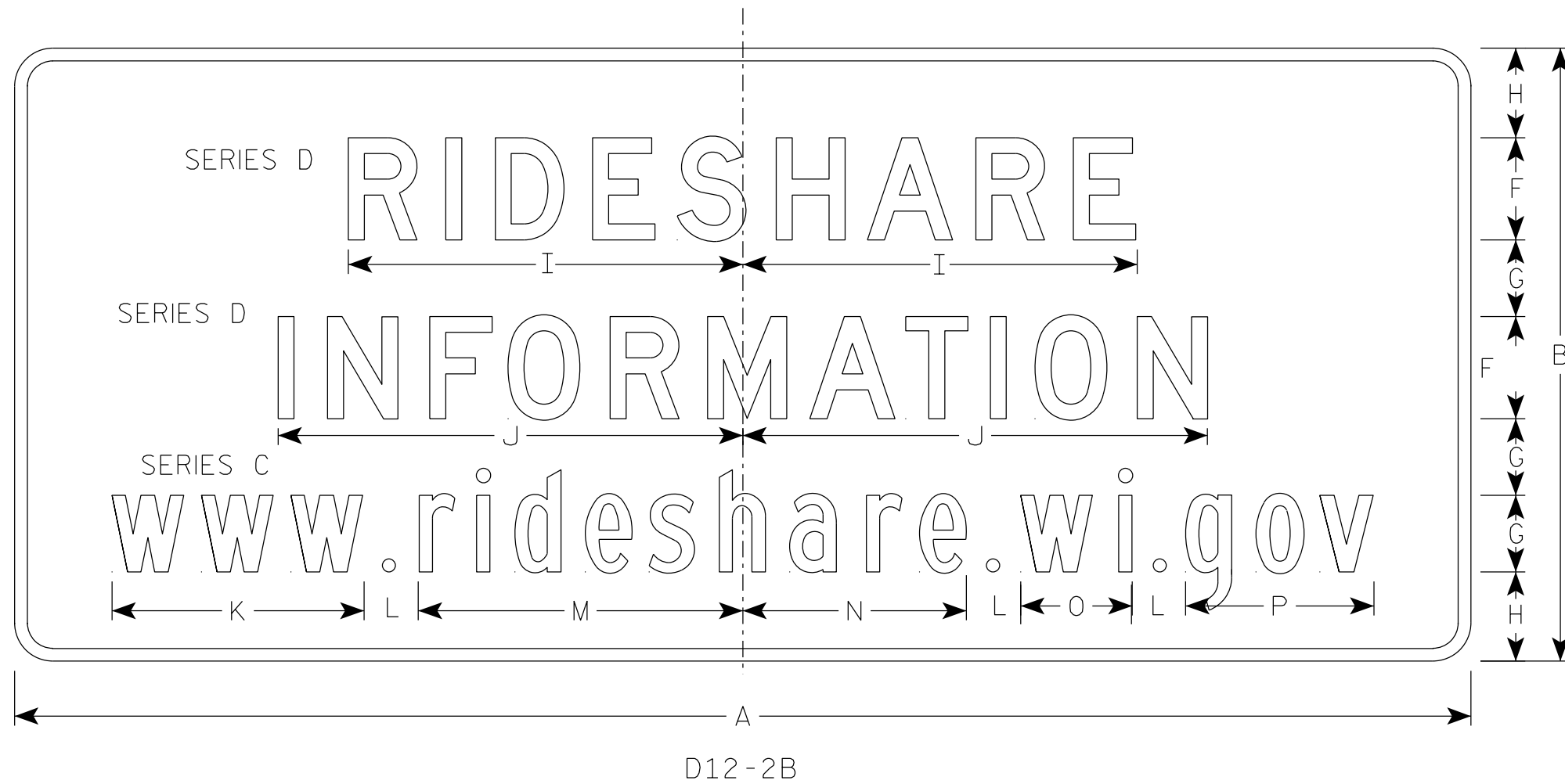
PROJECT NO:

SHEET NO:

E

NOTES

1. Sign is Type II - Type H Reflective
2. Color:
Background - Blue
Message - White
3. Message Series - Lines 1 & 2 are Series D and Line 3 is Series C



7

7

SIZE	A	B	C	D	E	F	G	H	I	J	K	L	M	N	O	P	Q	R	S	T	U	V	W	X	Y	Z	Area sq. ft.
1																											
2S	84	36	2 1/4		3/4	6	4 1/2	5 1/4	24 1/4	28 5/8	14 3/4	3	19	13 1/8	6 1/2	11											21.0
2M	84	36	2 1/4		3/4	6	4 1/2	5 1/4	24 1/4	28 5/8	14 3/4	3	19	13 1/8	6 1/2	11											21.0
3	84	36	2 1/4		3/4	6	4 1/2	5 1/4	24 1/4	28 5/8	14 3/4	3	19	13 1/8	6 1/2	11											21.0
4	114	48	3		1	8	6	7	30 7/8	36 3/8	19 3/4	4 1/4	25 3/8	17 1/2	8 3/4	14 3/4											38.0
5	114	48	3		1	8	6	7	30 7/8	36 3/8	19 3/4	4 1/4	25 3/8	17 1/2	8 3/4	14 3/4											38.0

STANDARD SIGN
D12-2B

WISCONSIN DEPT OF TRANSPORTATION

APPROVED *Matthew R. Rauch*
For State Traffic Engineer

DATE 3/24/2021 PLATE NO. D12-2.3

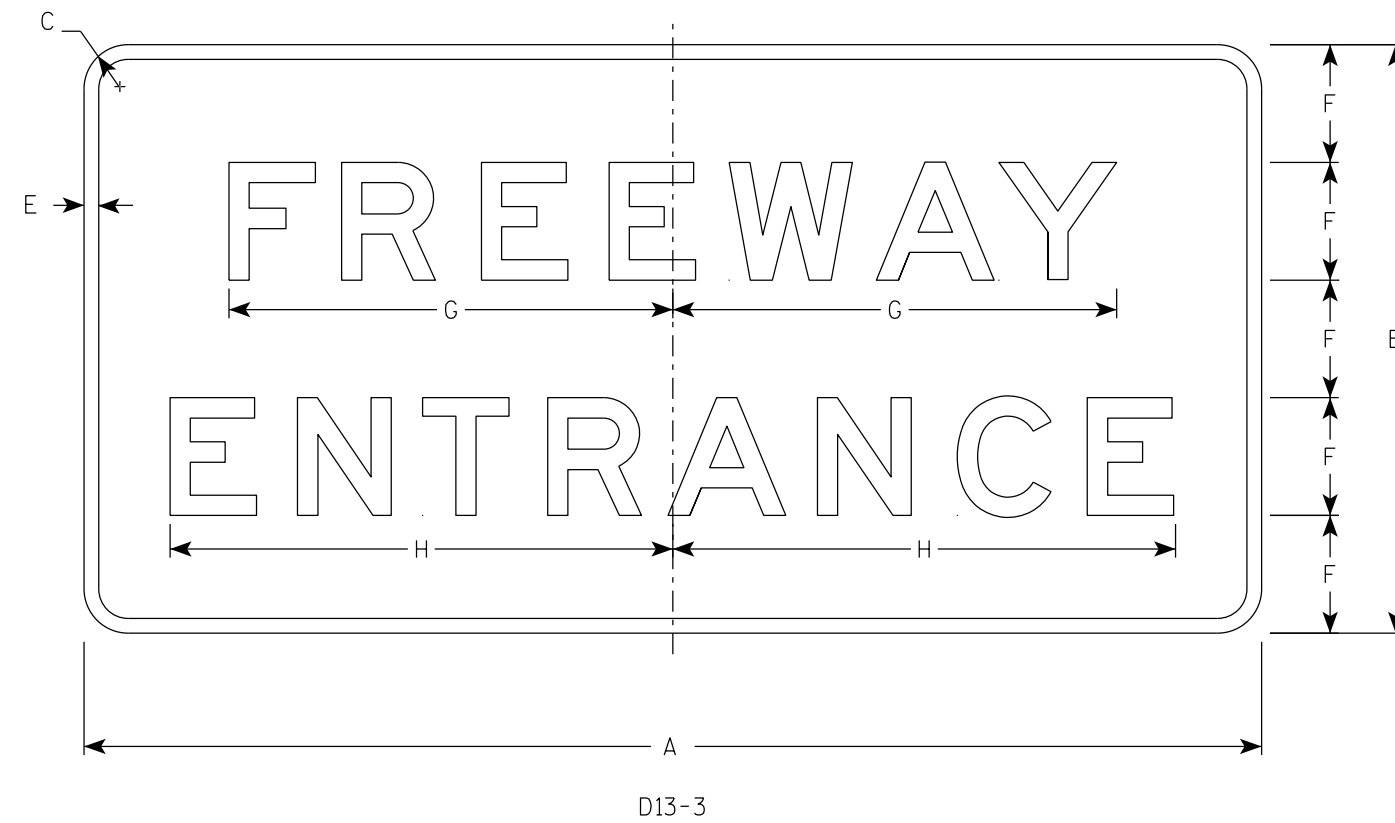
PROJECT NO:

SHEET NO:

E

NOTES

1. Sign is Type II - Type H Reflective
2. Color:
Background - Green
Message - White
3. Message Series - E



7

7

SIZE	A	B	C	D	E	F	G	H	I	J	K	L	M	N	O	P	Q	R	S	T	U	V	W	X	Y	Z	Area sq. ft.
1																											
2S	60	30	2 1/4		3/4	6	22 5/8	25 5/8																			12.5
2M	60	30	2 1/4		3/4	6	22 5/8	25 5/8																			12.5
3																											
4																											
5																											

STANDARD SIGN
D13-3

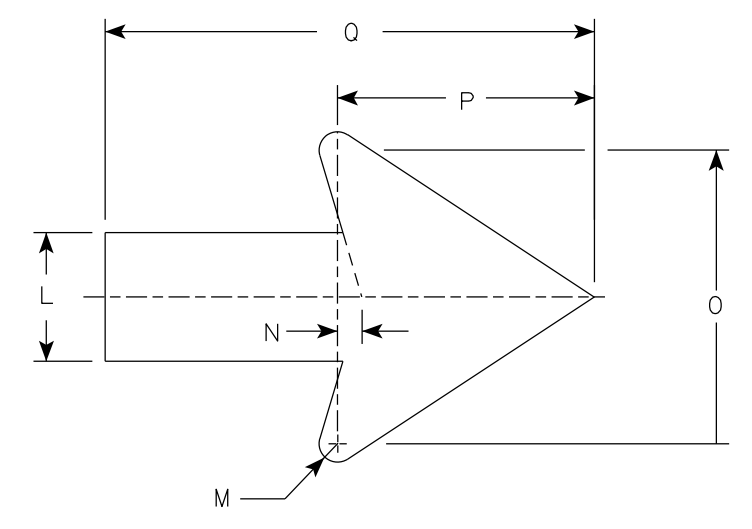
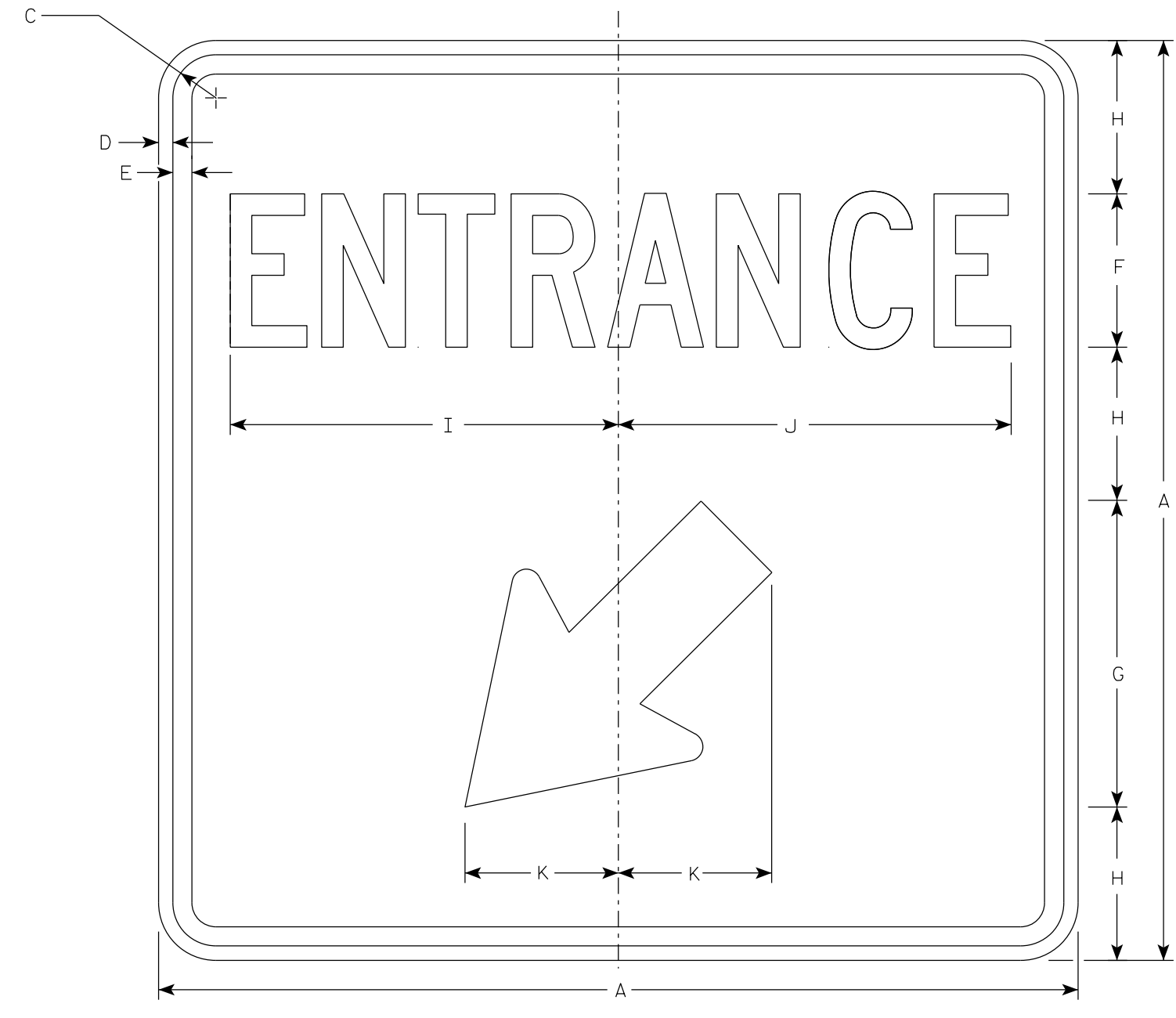
WISCONSIN DEPT OF TRANSPORTATION

APPROVED *Matthew R. Rauch*
For State Traffic Engineer

DATE 3/24/2021 PLATE NO. D13-3.2

NOTES

1. Sign is Type II - Type H Reflective
2. Color:
Background - White
Message - Black
3. Message Series - C
4. D52-53R is the same as D52-53L except that the arrow is reversed.



Arrow Detail

D52-53L

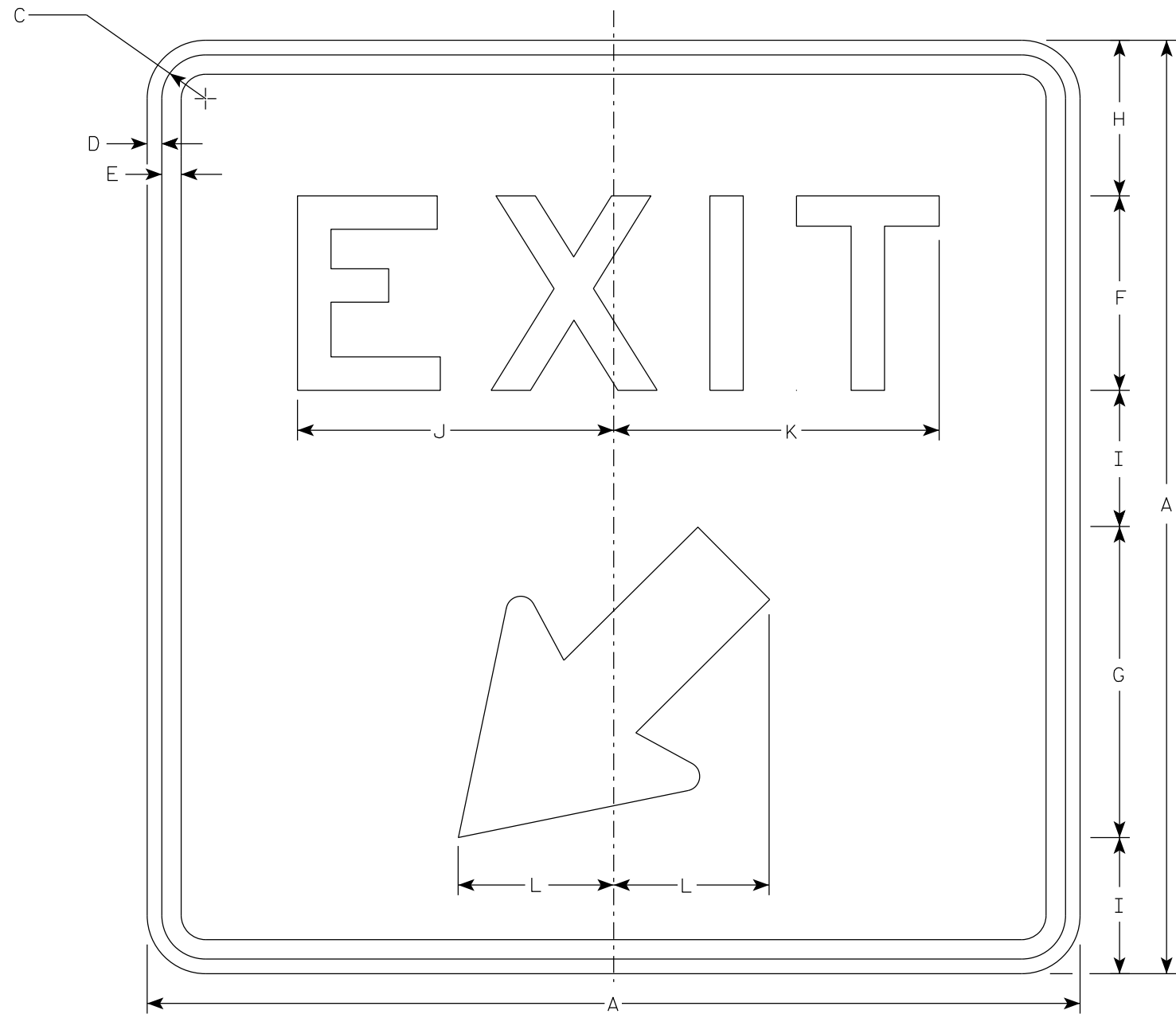
SIZE	A	B	C	D	E	F	G	H	I	J	K	L	M	N	O	P	Q	R	S	T	U	V	W	X	Y	Z	Area sq. ft.
1	24		1 1/8	3/8	1/2	4	8	4	10 1/8	10 1/4	4	2 5/8	3/8	1/2	6	5 1/4	10										4.0
2S	24		1 1/8	3/8	1/2	4	8	4	10 1/8	10 1/4	4	2 5/8	3/8	1/2	6	5 1/4	10										4.0
2M	24		1 1/8	3/8	1/2	4	8	4	10 1/8	10 1/4	4	2 5/8	3/8	1/2	6	5 1/4	10										4.0
3																											
4																											
5																											

STANDARD SIGN
D52-53

WISCONSIN DEPT OF TRANSPORTATION

APPROVED *Matthew R. Rauch*
For State Traffic Engineer

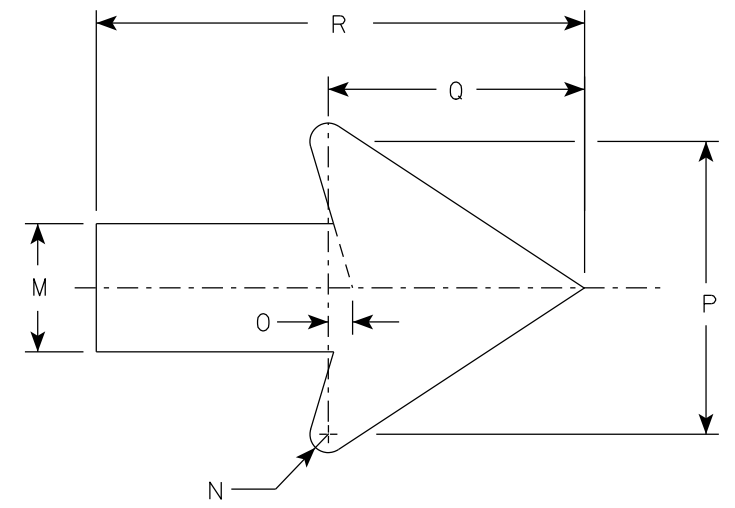
DATE 3/30/2021 PLATE NO. D52-53.6



D52-54L

NOTES

1. Sign is Type II - Type H Reflective
2. Color:
Background - White
Message - Black
3. Message Series - E
4. D52-54R is the same as D52-54L except that the arrow is reversed.



Arrow Detail

SIZE	A	B	C	D	E	F	G	H	I	J	K	L	M	N	O	P	Q	R	S	T	U	V	W	X	Y	Z	Area sq. ft.
1	24		1 1/8	3/8	1/2	5	8	4	3 1/2	8 1/8	8 3/8	4	2 5/8	3/8	1/2	6	5 1/4	10									4.0
2S	24		1 1/8	3/8	1/2	5	8	4	3 1/2	8 1/8	8 3/8	4	2 5/8	3/8	1/2	6	5 1/4	10									4.0
2M	24		1 1/8	3/8	1/2	5	8	4	3 1/2	8 1/8	8 3/8	4	2 5/8	3/8	1/2	6	5 1/4	10									4.0
3																											
4																											
5																											

STANDARD SIGN
D52-54

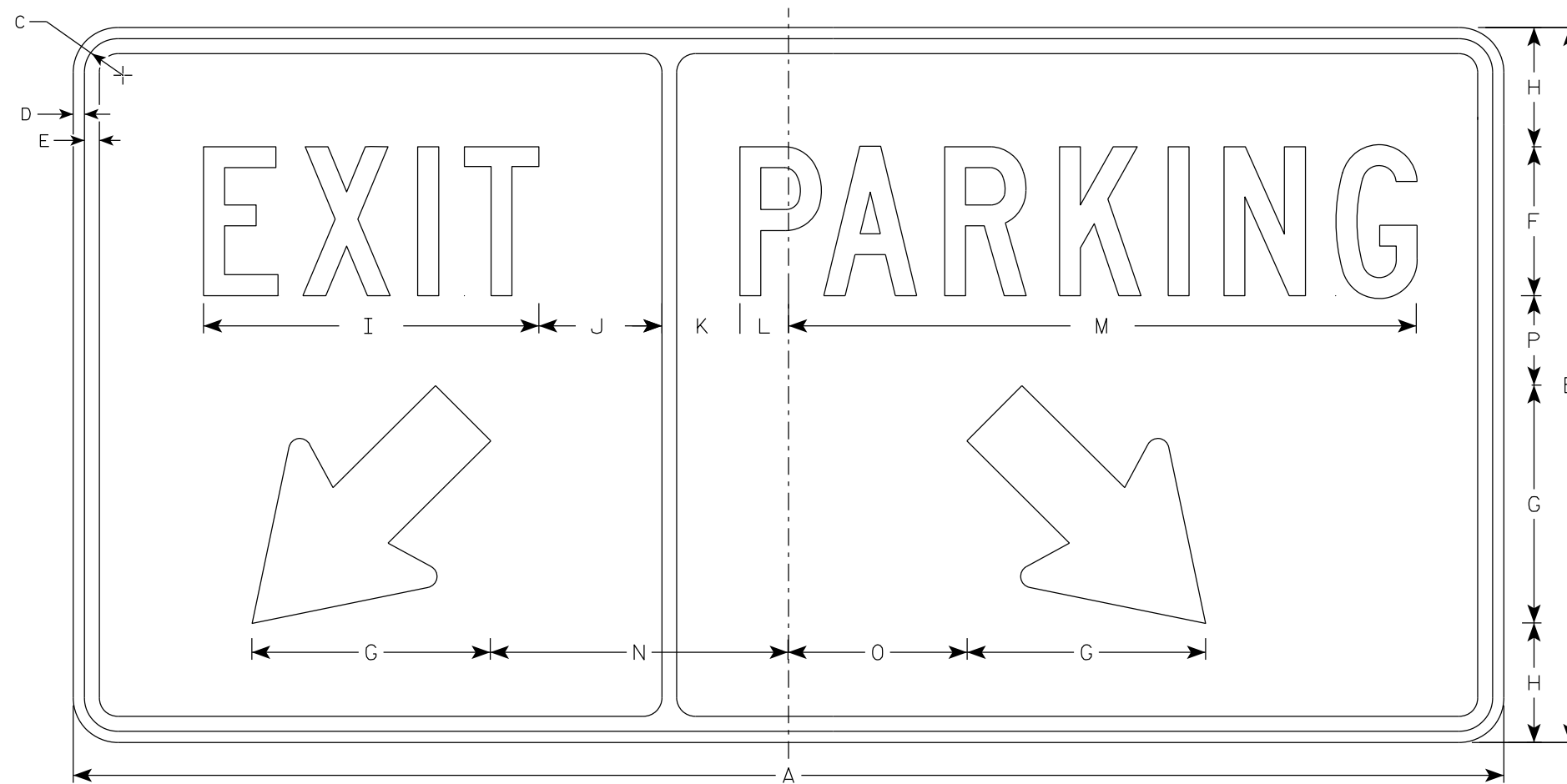
WISCONSIN DEPT OF TRANSPORTATION

APPROVED *Matthew R Rauch*
for State Traffic Engineer

DATE 4/20/21 PLATE NO. D52-54.8

NOTES

1. Sign is Type II - Type H Reflective
2. Color:
 - Background - White
 - Message - Black
3. Message Series - C



D52-58

SIZE	A	B	C	D	E	F	G	H	I	J	K	L	M	N	O	P	Q	R	S	T	U	V	W	X	Y	Z	Area sq. ft.
1																											
2S	48	24	1 1/8	3/8	1/2	5	8	4	11 1/4	4 1/8	2 5/8	1 5/8	21 1/8	10	6	3											8.0
2M	48	24	1 1/8	3/8	1/2	5	8	4	11 1/4	4 1/8	2 5/8	1 5/8	21 1/8	10	6	3											8.0
3																											
4																											
5																											

STANDARD SIGN
D52-58

WISCONSIN DEPT OF TRANSPORTATION

APPROVED *Matthew R. Rauch*
For State Traffic Engineer

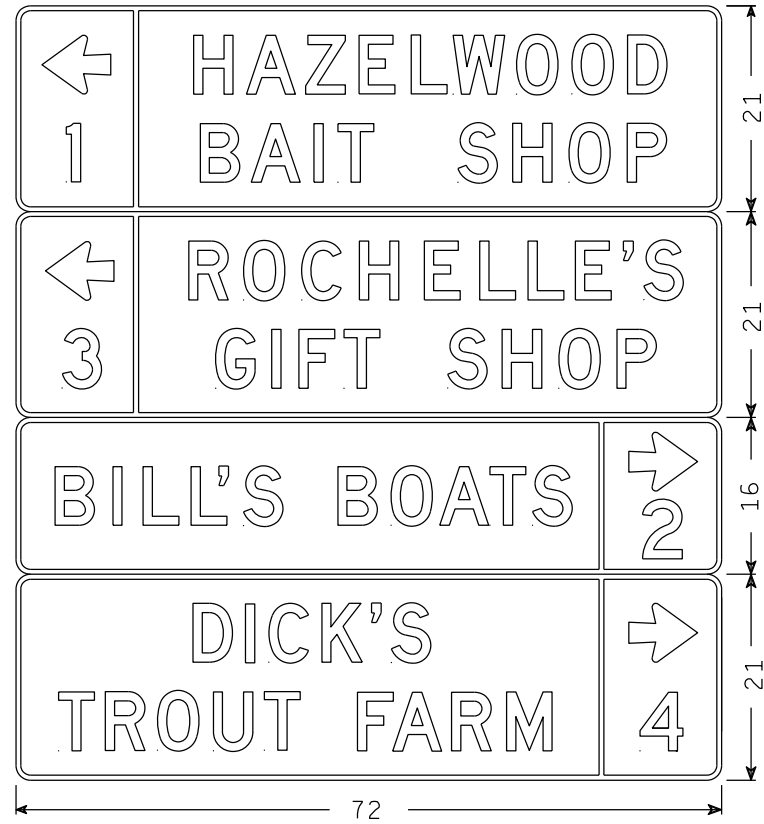
DATE 3/24/2021 PLATE NO. D52-58.2

PROJECT NO:

SHEET NO:

E

RURAL LOCATIONS



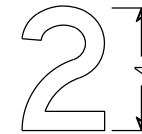
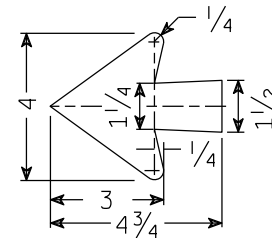
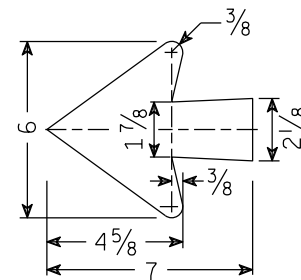
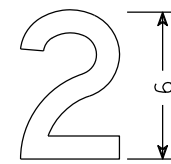
URBAN LOCATIONS



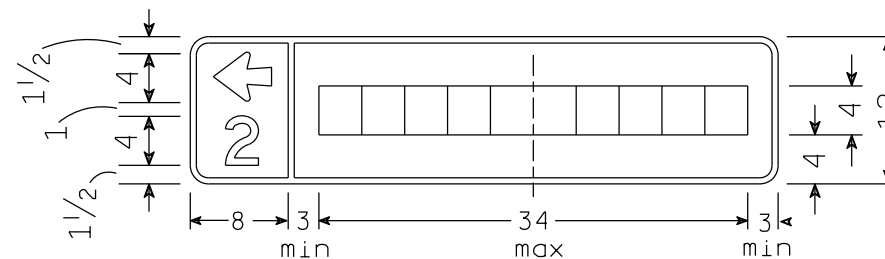
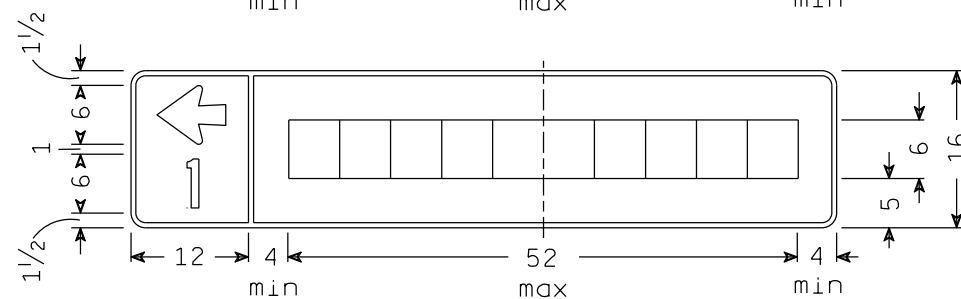
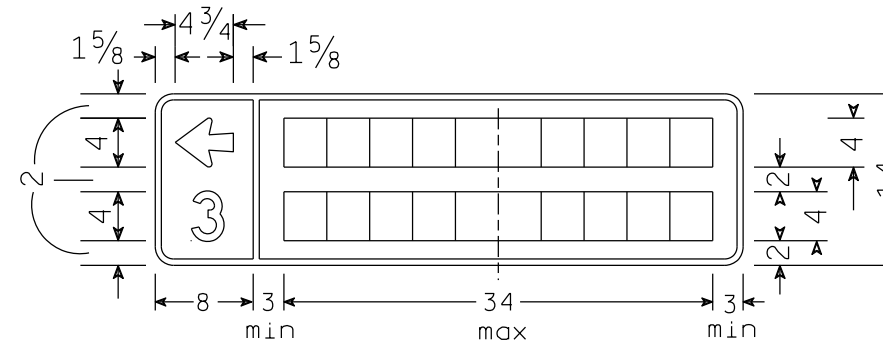
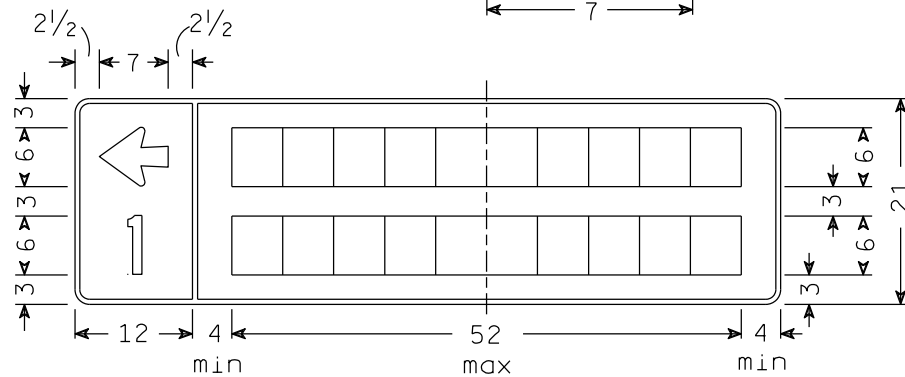
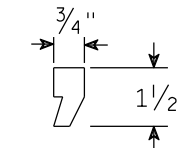
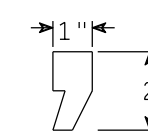
NOTES

1. All Signs Type II - Type H Reflective
2. Color:
Background - Blue
Message - White
3. Message Series - D
4. Corners and borders shall be rounded as shown.
5. Base material is aluminum (thickness is 0.125 inch).
6. All sign panels shall have a 1/2" border with a 1 1/2" radius.
7. Mileage shall be shown in whole number increments, unless distance is less than 1 mile, then number shall be shown in decimals.

Both 6" and 4" Series D copy allow approximately 10 letters/characters per message line. The message shall be optically balanced about the centerline of the sign.



APOSTROPHE DETAIL FOR
6" Copy 4" Copy



STANDARD SIGN
E10-82

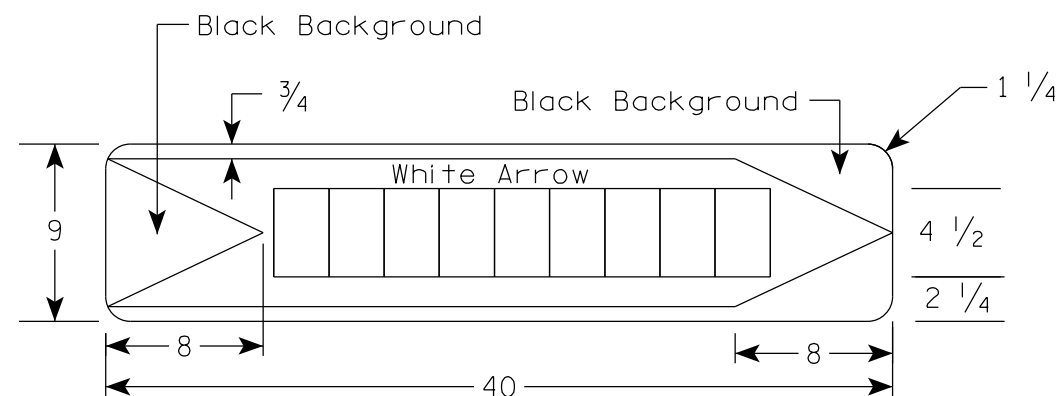
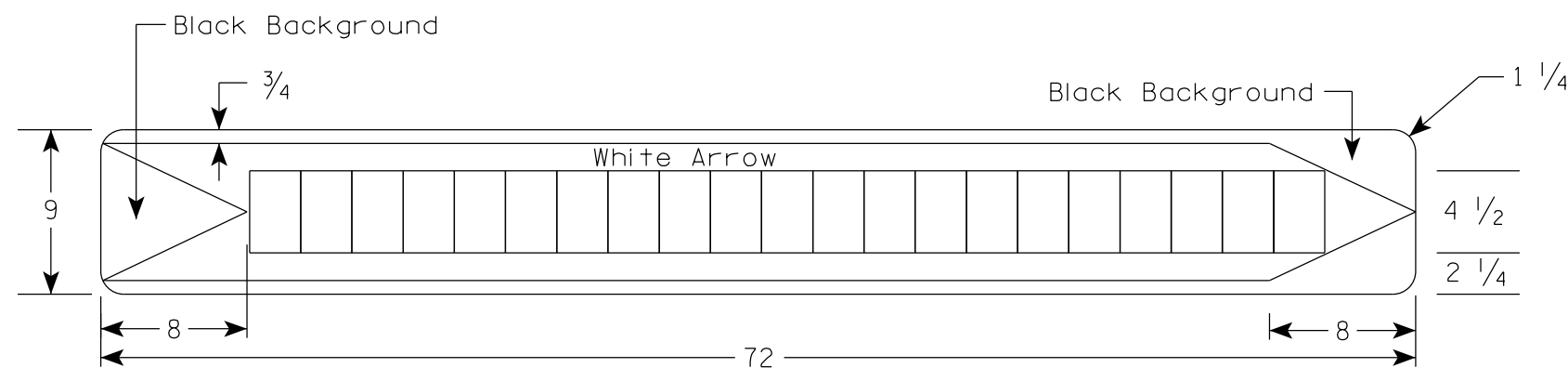
WISCONSIN DEPT OF TRANSPORTATION

APPROVED *Matthew R Rauch*
for State Traffic Engineer

DATE 3/10/2021 PLATE NO. E10-82.7

NOTES

1. All Signs Type II - Non-Reflective
2. Color:
 Background - Black
 Arrow - White
 Message - Black
3. Message Series - B 4 1/2 inch
4. Maximum of 21 letters on 6 foot sign and 9 letters on 40 inch sign
5. All sign panels shall have a 3/4 inch border with a 1 1/4 inch radius.
6. Corners shall be rounded as shown
7. Base material is aluminum (thickness is 0.125 inch)



STANDARD SIGN
E10-83

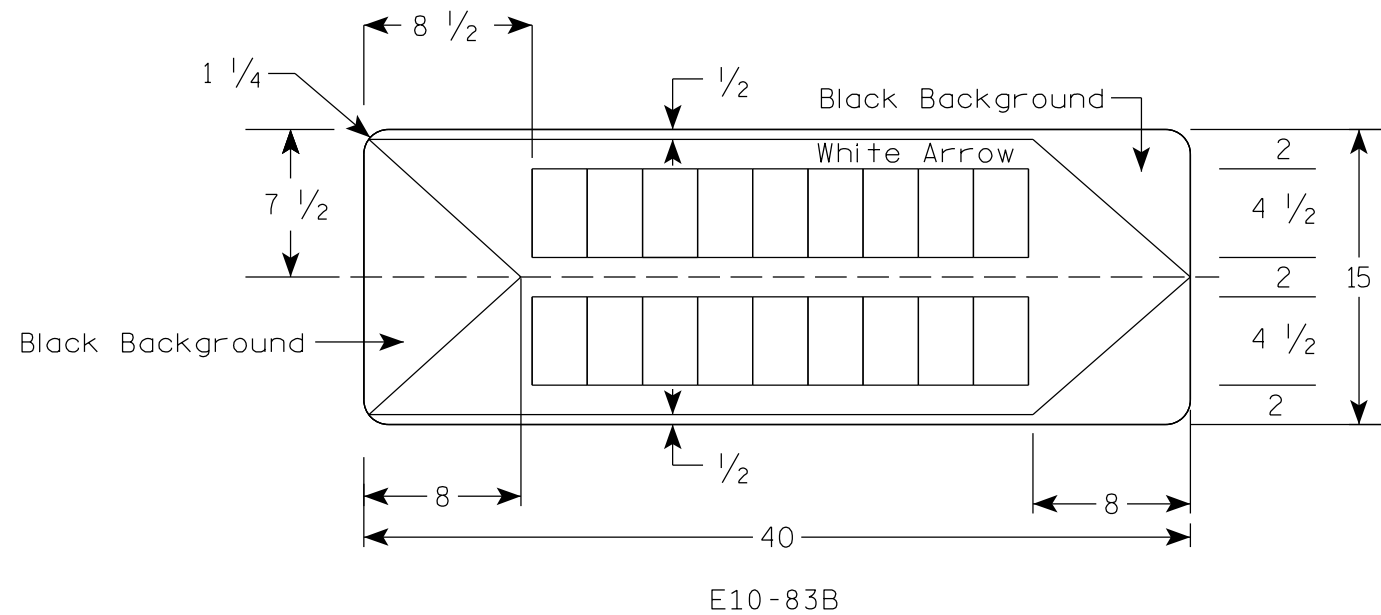
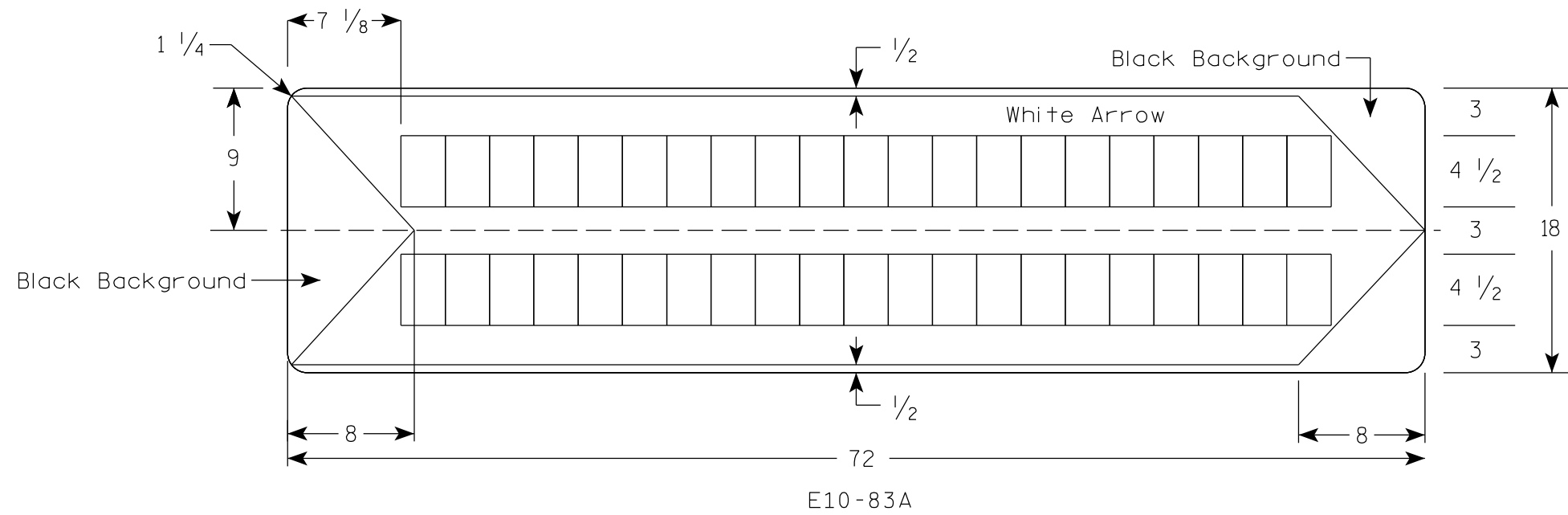
WISCONSIN DEPT OF TRANSPORTATION

APPROVED *Matthew R Rauch*
for State Traffic Engineer

DATE 3/10/2021 PLATE NO. E10-83.4

NOTES

1. All Signs Type II - Non-Reflective
2. Color:
 Background - Black
 Arrow - White
 Message - Black
3. Message Series - B 4 1/2 inch
4. Maximum of 21 letters per line on 6 foot sign and 9 letters per line on 40 inch sign
5. All sign panels shall have a 1/2 inch border with a 1 1/4 inch radius.
6. Corners shall be rounded as shown
7. Base material is aluminum (thickness is 0.125 inch)



STANDARD SIGN
E10-83A & E10-83B

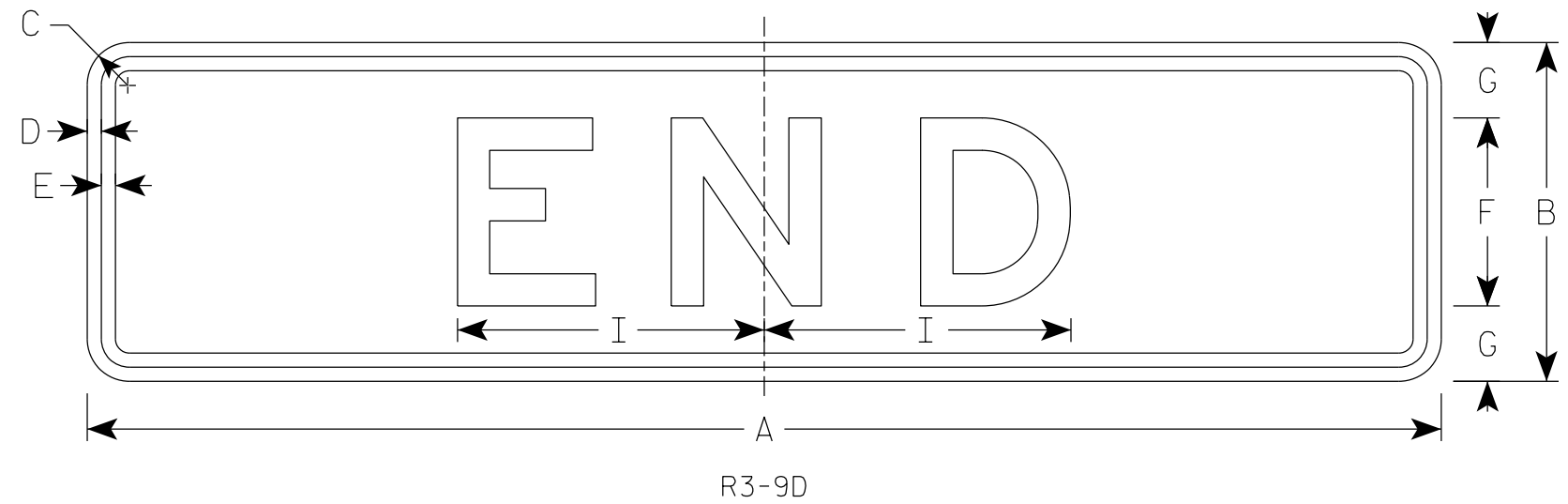
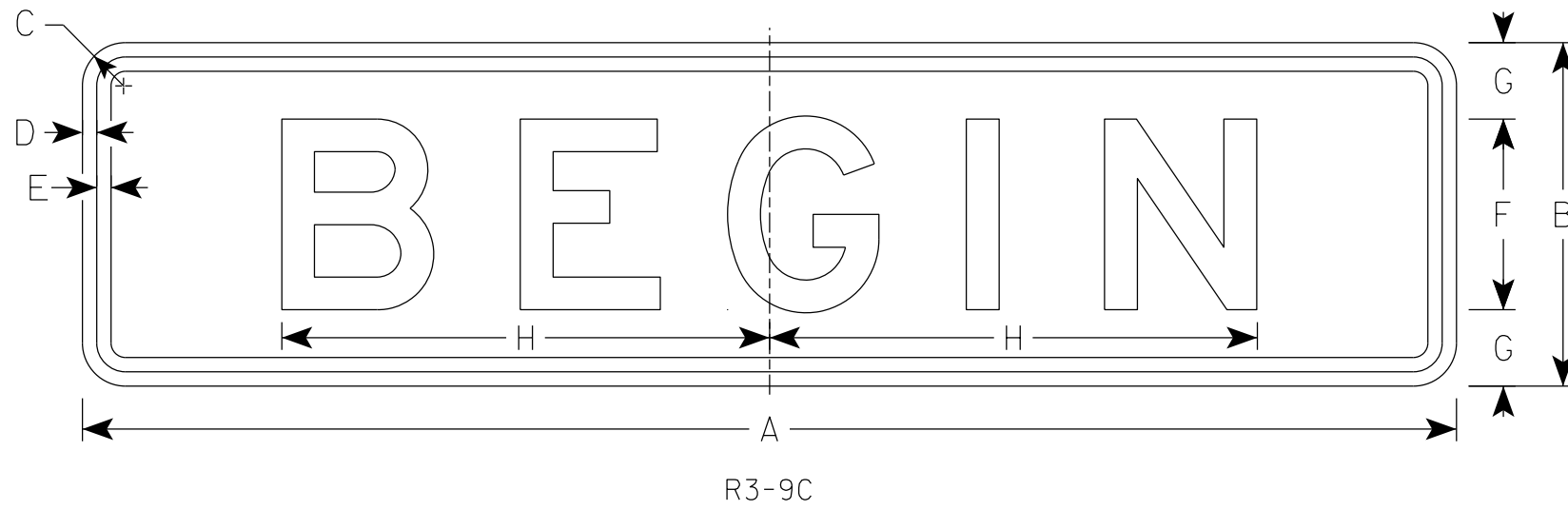
WISCONSIN DEPT OF TRANSPORTATION

APPROVED *Matthew R Rauch*
for State Traffic Engineer

DATE 3/10/2021 PLATE NO. E10-83A.2

NOTES

1. Sign is Type II - Type H Reflective
2. Color:
Background - White
Message - Black
3. Message Series - E



SIZE	A	B	C	D	E	F	G	H	I	J	K	L	M	N	O	P	Q	R	S	T	U	V	W	X	Y	Z	Area sq. ft.
1																											
2S	24	6	1 1/8	3/8	3/8	3	1 1/2	7 3/4	4 7/8																		1.0
2M	24	6	1 1/8	3/8	3/8	3	1 1/2	7 3/4	4 7/8																		1.0
3	36	9	1 1/8	3/8	3/8	5	2	12 3/4	8 1/8																		2.25
4																											
5																											

STANDARD SIGN
R3-9C & R3-9D

WISCONSIN DEPT OF TRANSPORTATION

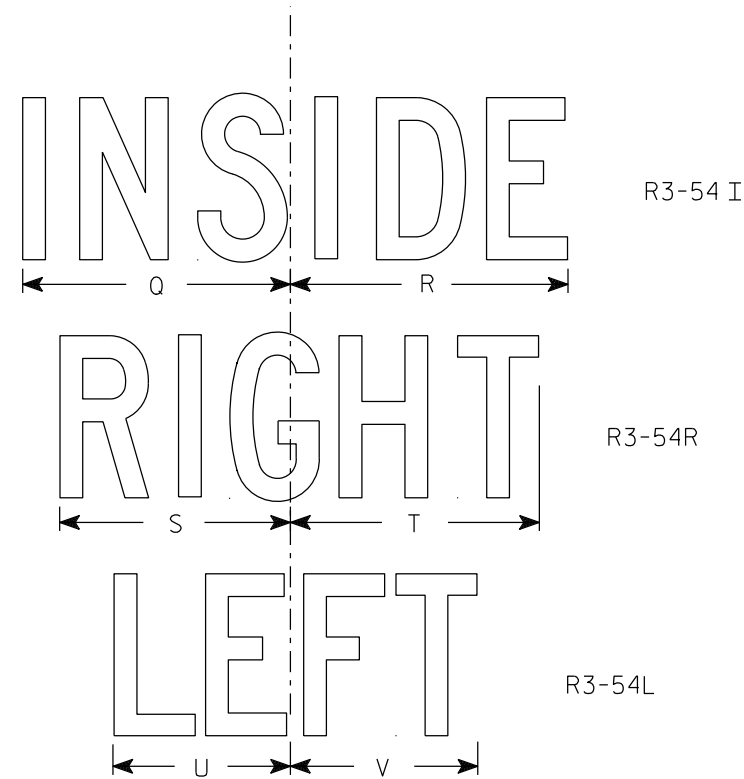
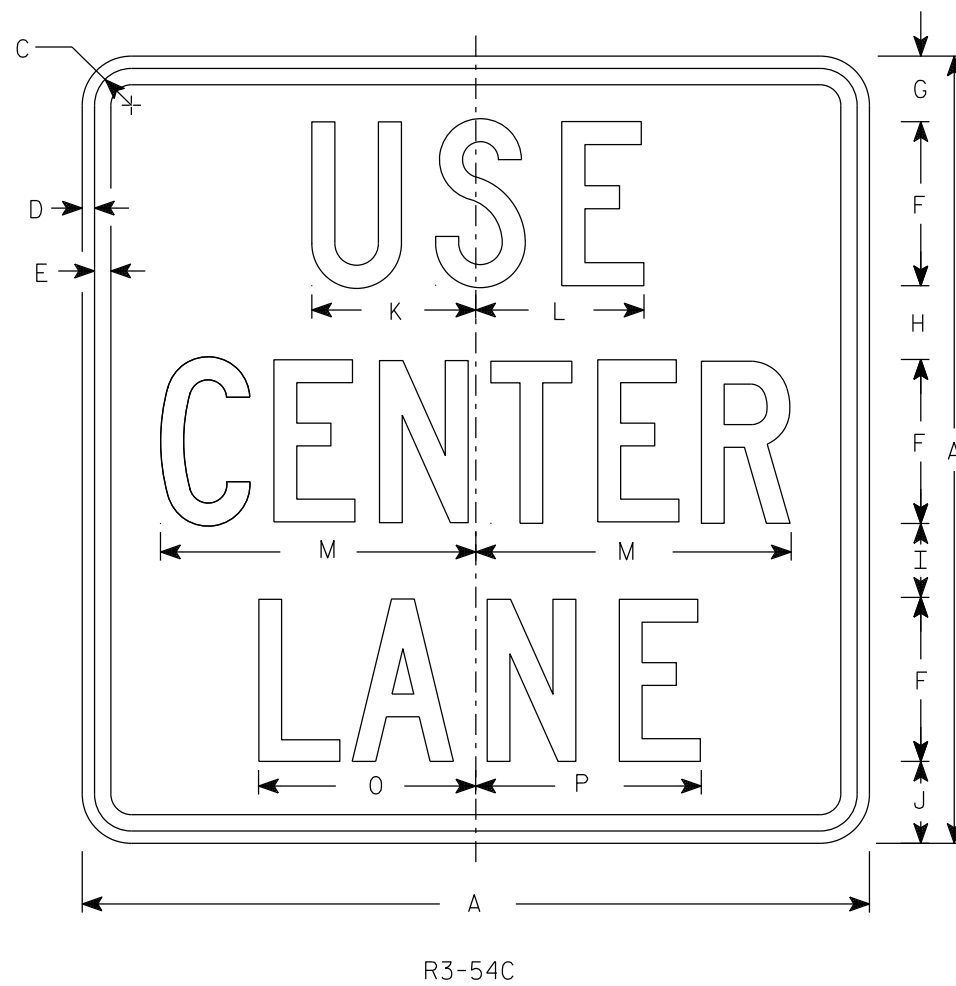
APPROVED *Matthew R. Raub*
for State Traffic Engineer

DATE 3/31/2021 PLATE NO. R3-9C.3

PROJECT NO: _____ HWY: _____ COUNTY: _____ SHEET NO: **E**

NOTES

1. Sign is Type II - Type H Reflective
2. Color:
Background - White
Message - Black
3. Message Series - C
4. Corners may be square or rounded when base material is plywood but borders shall be rounded as shown. When base material is metal, the corners and borders shall be rounded.



SIZE	A	B	C	D	E	F	G	H	I	J	K	L	M	N	O	P	Q	R	S	T	U	V	W	X	Y	Z	Area sq. ft.
1																											
2S	24		1 1/8	3/8	1/2	5	2	2 1/4	2 1/4	2 1/2	5	5 1/8	9 5/8		6 5/8	6 7/8	8 1/8	8 1/2	7	7 5/8	5 3/8	5 3/4					4.0
2M	24		1 1/8	3/8	1/2	5	2	2 1/4	2 1/4	2 1/2	5	5 1/8	9 5/8		6 5/8	6 7/8	8 1/8	8 1/2	7	7 5/8	5 3/8	5 3/4					4.0
3	36		1 5/8	5/8	3/4	7	4	3 1/2	3 1/2	4 1/2	7 1/2	7 3/4	14 3/8		9 7/8	10 1/4	12 1/8	12 3/4	10 3/8	11 3/8	8	8 5/8					9.0
4																											
5																											

STANDARD SIGN
R3-54C, I, L & R

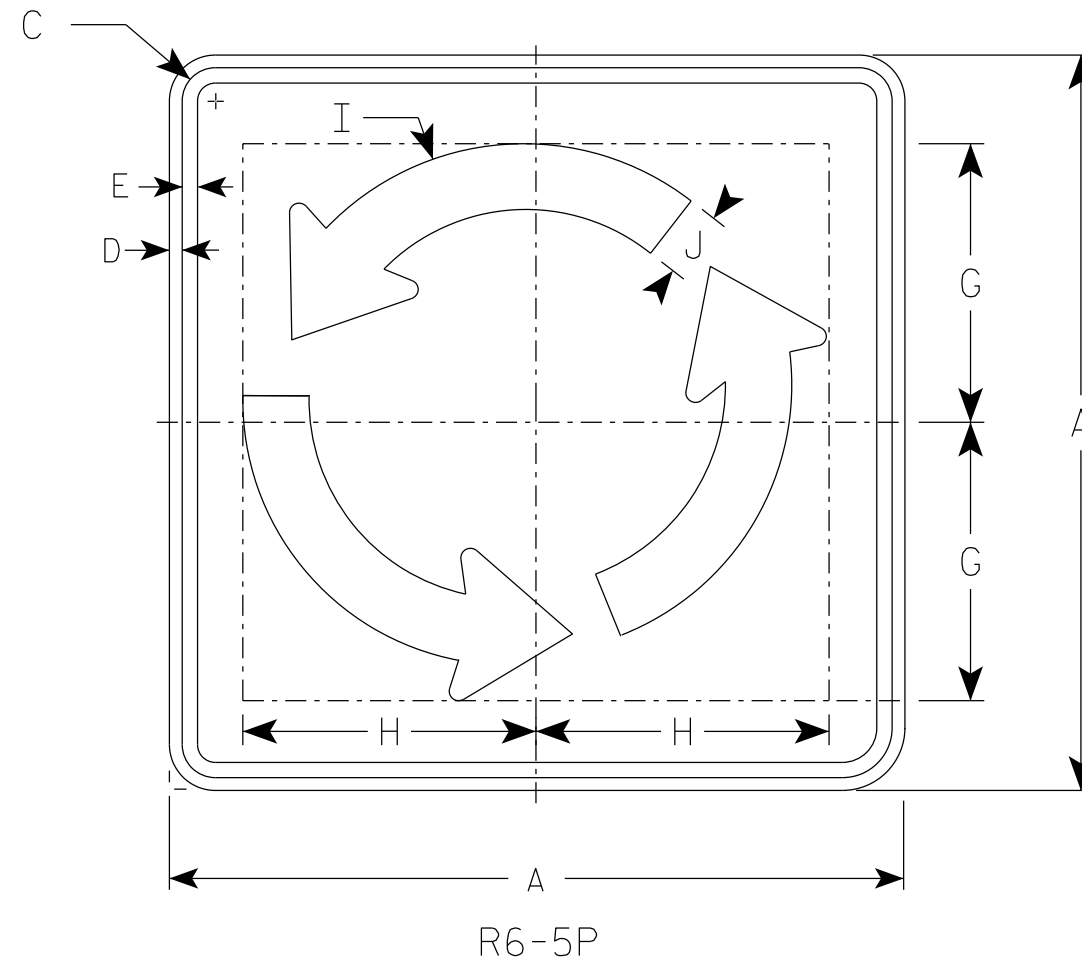
WISCONSIN DEPT OF TRANSPORTATION

APPROVED *Matthew R. Rauch*
for State Traffic Engineer

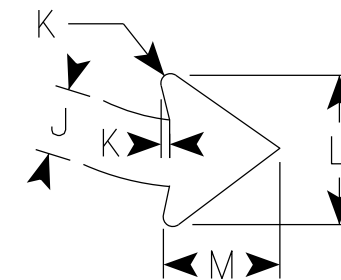
DATE 4/19/21 PLATE NO. R3-54.9

NOTES

1. Sign is Type II - Type H Reflective
2. Color:
 Background - White
 Message - Black



Arrow Detail



7

7

SIZE	A	B	C	D	E	F	G	H	I	J	K	L	M	N	O	P	Q	R	S	T	U	V	W	X	Area sq. ft.
1																									
2S	30		1 3/8	1/2	5/8		11 3/8	12	11 1/8	2 3/4	3/8	6	4 3/4												6.25
2M	30		1 3/8	1/2	5/8		11 3/8	12	11 1/8	2 3/4	3/8	6	4 3/4												6.25
3																									
4																									
5																									

STANDARD SIGN
R6-5P

WISCONSIN DEPT OF TRANSPORTATION

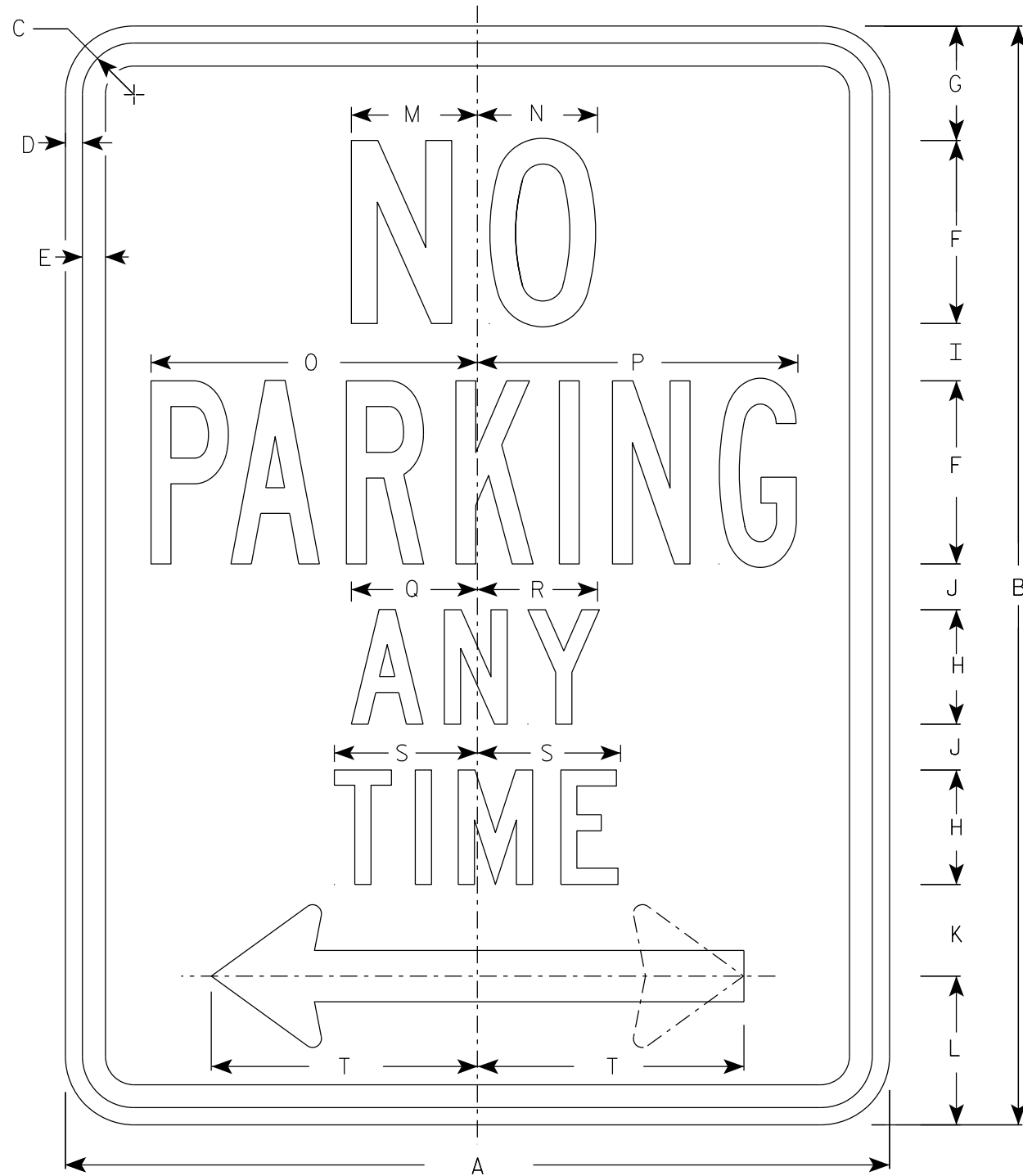
APPROVED *Matthew R Raub*
for State Traffic Engineer

DATE 3/24/21 PLATE NO. R6-5P.1

PROJECT NO:

SHEET NO:

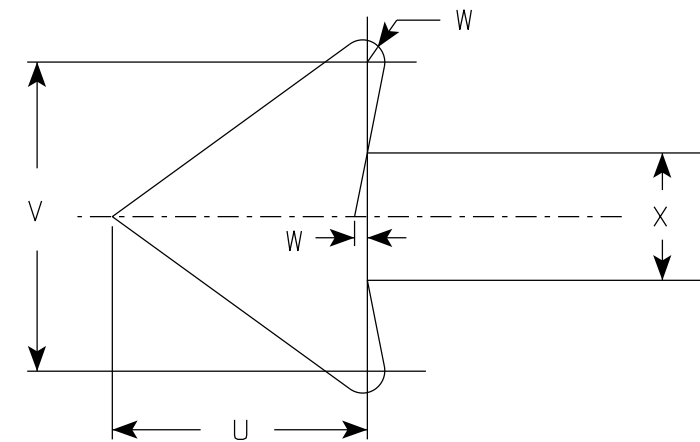
E



R7-1

NOTES

1. Sign is Type II - Type H Reflective
2. Color:
Background - White
Message - Red
3. Message Series - See Note 5
4. Lines 1, 3 and 4 are series C, line 2 is series B.
5. R7-1D (double arrow)
R7-1L (left arrow)
R7-1R (right arrow)



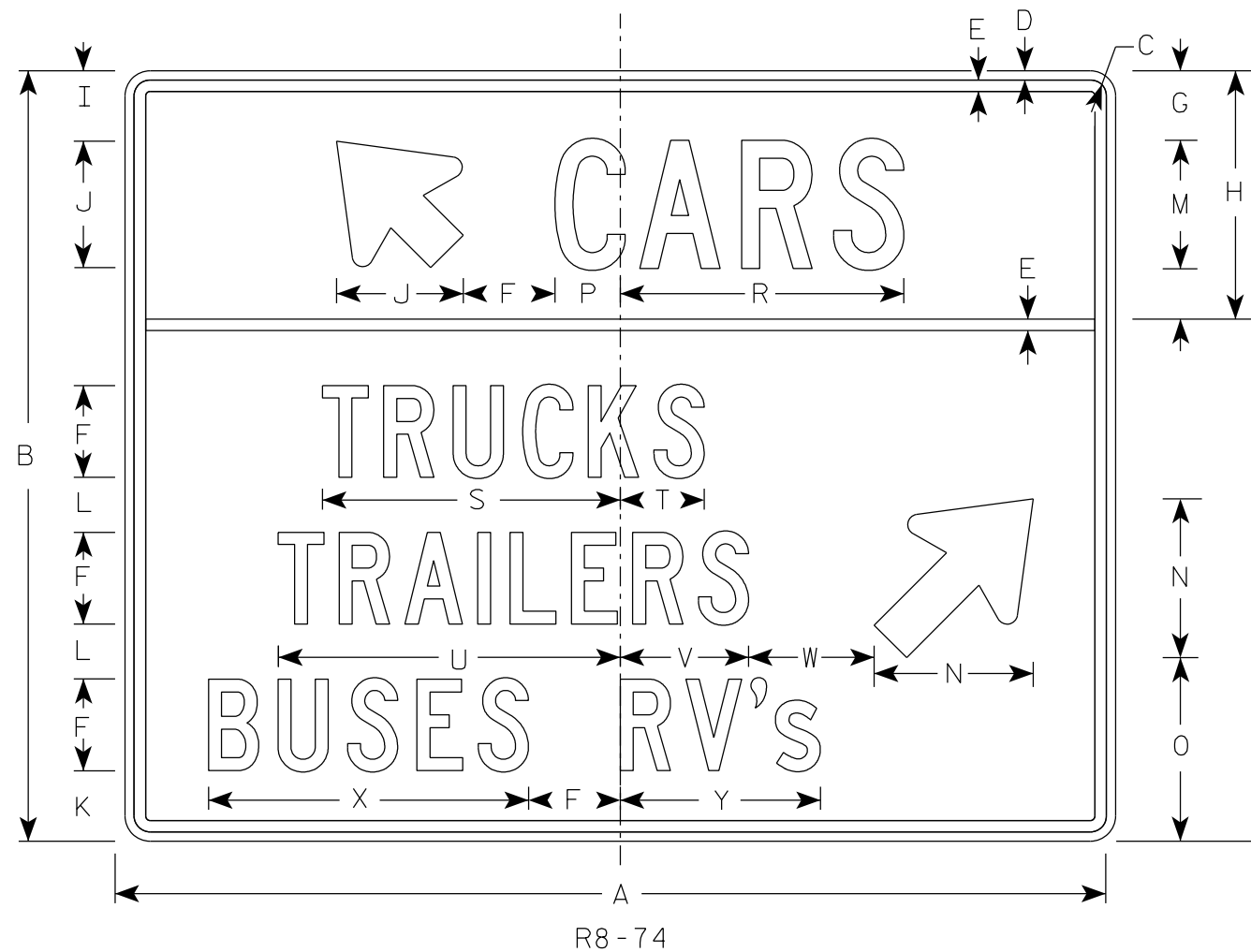
SIZE	A	B	C	D	E	F	G	H	I	J	K	L	M	N	O	P	Q	R	S	T	U	V	W	X	Y	Z	Area sq. ft.
1	12	18	1 1/8	3/8	3/8	3	1 7/8	2	7/8	5/8	1 1/2	2 1/2	2	2	4 7/8	4 7/8	2 1/4	2 1/8	2 1/2	3 7/8	1 1/2	1 3/4	1/8	3/4		1.5	
2S	18	24	1 1/8	3/8	1/2	4	2 1/2	2 1/2	1 1/4	1	2	3 1/4	2 3/4	2 5/8	7 1/8	7	2 3/4	2 5/8	3 1/8	5 7/8	2 1/4	2 5/8	1/4	1 1/8		3.0	
2M	24	30	1 1/8	3/8	1/2	5	3	3	2	1 1/4	2 1/2	4	3 1/4	3 3/8	9 1/4	9 1/4	3 1/4	3 1/4	3 3/4	7 3/4	3	3 1/2	1/4	1 1/2		5.0	
3	24	30	1 1/8	3/8	1/2	5	3	3	2	1 1/4	2 1/2	4	3 1/4	3 3/8	9 1/4	9 1/4	3 1/4	3 1/4	3 3/4	7 3/4	3	3 1/2	1/4	1 1/2		5.0	
4																											
5																											

STANDARD SIGN
R7-1

WISCONSIN DEPT OF TRANSPORTATION

APPROVED *Matthew R Rauch*
For State Traffic Engineer

DATE 3/31/2021 PLATE NO. R7-1.10

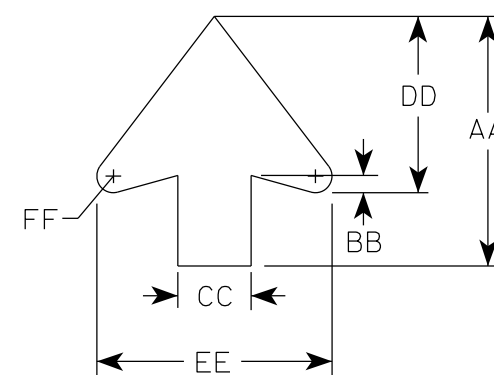


R8-74

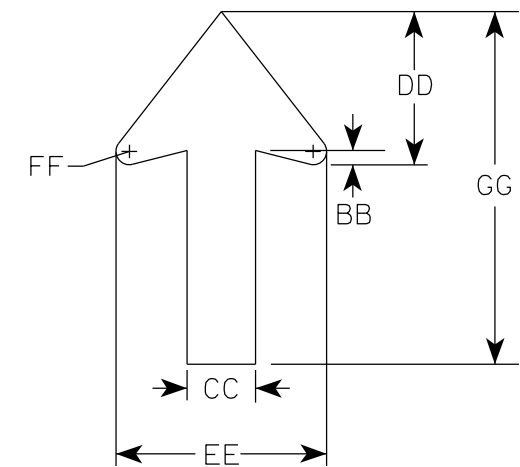
NOTES

1. Sign is Type II - Type H Reflective
2. Color:
Background - White
Message - Black
3. Message Series - C

Arrow Details



Top Arrow



Bottom Arrow

SIZE	A	B	C	D	E	F	G	H	I	J	K	L	M	N	O	P	Q	R	S	T	U	V	W	X	Y	Z	Area sq. ft.
1																											
2S	54	42	1 3/8	1/2	5/8	5	3 3/4	13 1/2	3 7/8	7	3 7/8	3	7	8 5/8	10	3 1/2		15 1/2	16 1/4	4 5/8	18 5/8	7	6 7/8	7 1/2	10 7/8		15.75
2M	54	42	1 3/8	1/2	5/8	5	3 3/4	13 1/2	3 7/8	7	3 7/8	3	7	8 5/8	10	3 1/2		15 1/2	16 1/4	4 5/8	18 5/8	7	6 7/8	7 1/2	10 7/8		15.75
3	72	54	2 1/4	3/4	1	7	4 3/8	16 3/4	4 3/8	9 7/8	4 3/4	3 5/8	9	14	11 7/8	4 1/2		20 1/8	22 1/2	6 5/8	26	10	6 7/8	24 3/4	17 7/8		27.00
4	72	54	2 1/4	3/4	1	7	4 3/8	16 3/4	4 3/8	9 7/8	4 3/4	3 5/8	9	14	11 7/8	4 1/2		20 1/8	22 1/2	6 5/8	26	10	6 7/8	24 3/4	17 7/8		27.00
5	72	54	2 1/4	3/4	1	7	4 3/8	16 3/4	4 3/8	9 7/8	4 3/4	3 5/8	9	14	11 7/8	4 1/2		20 1/8	22 1/2	6 5/8	26	10	6 7/8	24 3/4	17 7/8		27.00

SIZE	AA	BB	CC	DD	EE	FF	GG
1							
2S	8 1/2	3/8	2 5/8	5 1/2	8	3/8	11
2M	8 1/2	3/8	2 5/8	5 1/2	8	3/8	11
3	12	1/2	3 1/2	7 3/8	10 3/4	1/2	18
4	12	1/2	3 1/2	7 3/8	10 3/4	1/2	18
5	12	1/2	3 1/2	7 3/8	10 3/4	1/2	18

STANDARD SIGN
R8-74

WISCONSIN DEPT OF TRANSPORTATION

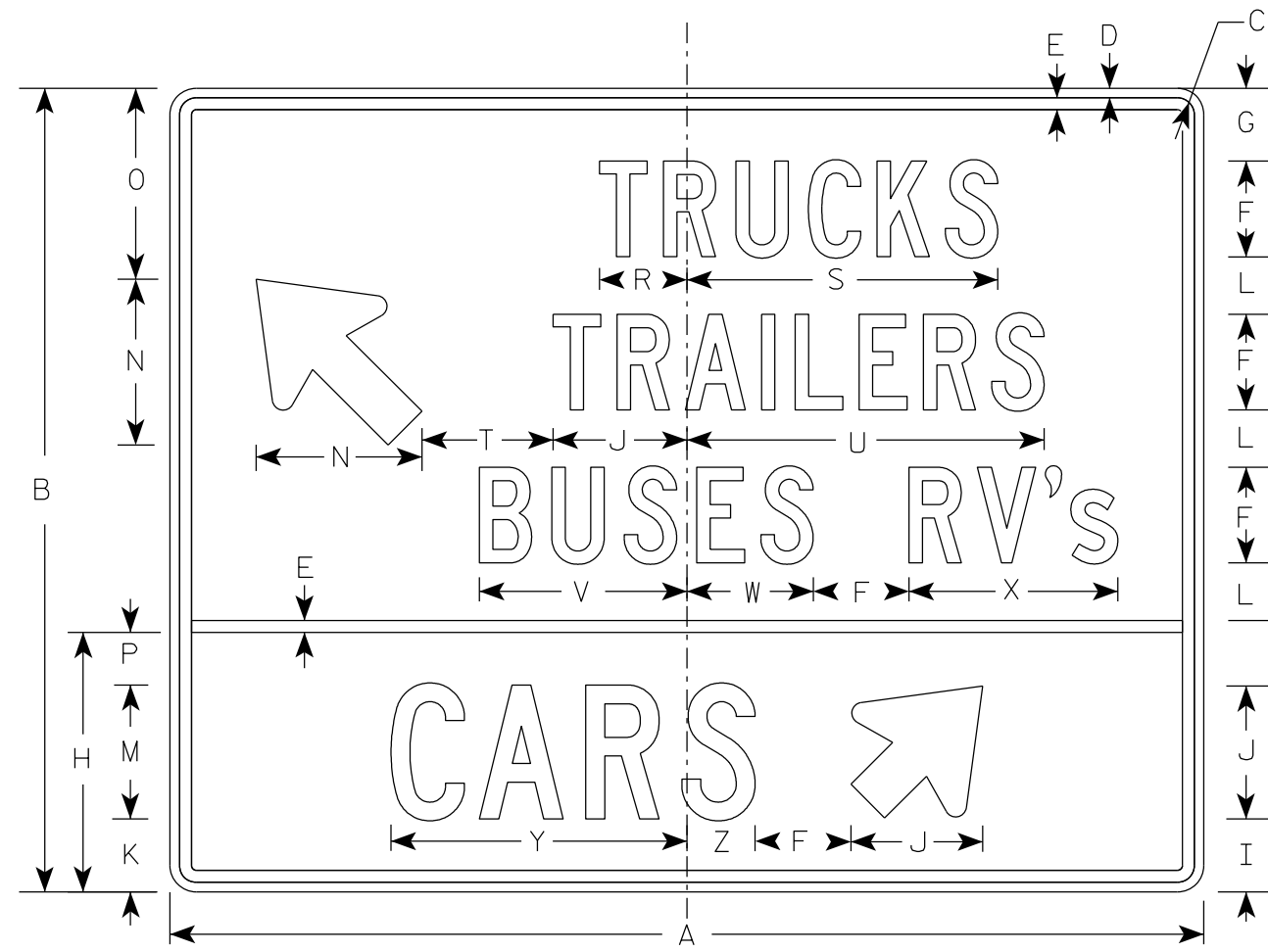
APPROVED *Matthew R. Rauch*
For State Traffic Engineer

DATE 3/10/2021 PLATE NO. R8-74.9

PROJECT NO: _____ HWY: _____ COUNTY: _____ SHEET NO: _____ **E**

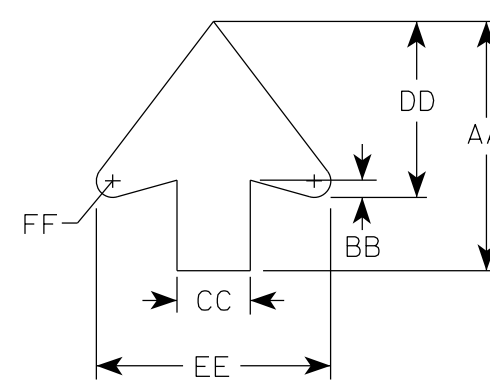
NOTES

1. Sign is Type II - Type H Reflective
2. Color:
Background - White
Message - Black
3. Message Series - C

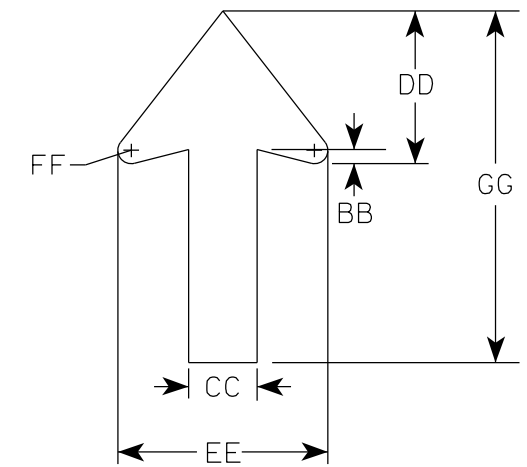


R8-74

Arrow Details



Top Arrow



Bottom Arrow

SIZE	A	B	C	D	E	F	G	H	I	J	K	L	M	N	O	P	Q	R	S	T	U	V	W	X	Y	Z	Area sq. ft.
1																											
2S	54	42	1 3/8	1/2	5/8	5	3 3/4	13 5/8	3 3/4	7	3 7/8	3	7	8 5/8	10	2 3/4		4 5/8	16 1/4	6 7/8	18 5/8	10 7/8	6 5/8	10 7/8	15 1/2	3 5/8	15.75
2M	54	42	1 3/8	1/2	5/8	5	3 3/4	13 5/8	3 3/4	7	3 7/8	3	7	8 5/8	10	2 3/4		4 5/8	16 1/4	6 7/8	18 5/8	10 7/8	6 5/8	10 7/8	15 1/2	3 5/8	15.75
3	72	54	2 1/4	3/4	1	7	4 3/8	16 3/4	4 3/8	9 7/8	4 3/4	3 5/8	9	14	11 7/8	3		6 5/8	22 1/2	6 7/8	26	14 7/8	9 1/2	15 1/4	20 1/8	4 1/4	27.00
4	72	54	2 1/4	3/4	1	7	4 3/8	16 3/4	4 3/8	9 7/8	4 3/4	3 5/8	9	14	11 7/8	3		6 5/8	22 1/2	6 7/8	26	14 7/8	9 1/2	15 1/4	20 1/8	4 1/4	27.00
5	72	54	2 1/4	3/4	1	7	4 3/8	16 3/4	4 3/8	9 7/8	4 3/4	3 5/8	9	14	11 7/8	3		6 5/8	22 1/2	6 7/8	26	14 7/8	9 1/2	15 1/4	20 1/8	4 1/4	27.00

SIZE	AA	BB	CC	DD	EE	FF	GG
1							
2S	8 1/2	3/8	2 5/8	5 1/2	8	3/8	11
2M	8 1/2	3/8	2 5/8	5 1/2	8	3/8	11
3	12	1/2	3 1/2	7 3/8	10 3/4	1/2	18
4	12	1/2	3 1/2	7 3/8	10 3/4	1/2	18
5	12	1/2	3 1/2	7 3/8	10 3/4	1/2	18

STANDARD SIGN
R8-75

WISCONSIN DEPT OF TRANSPORTATION

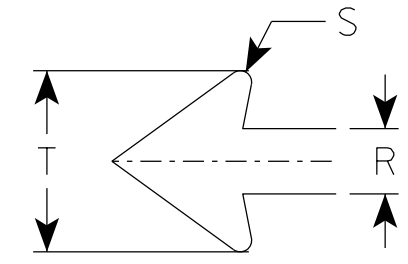
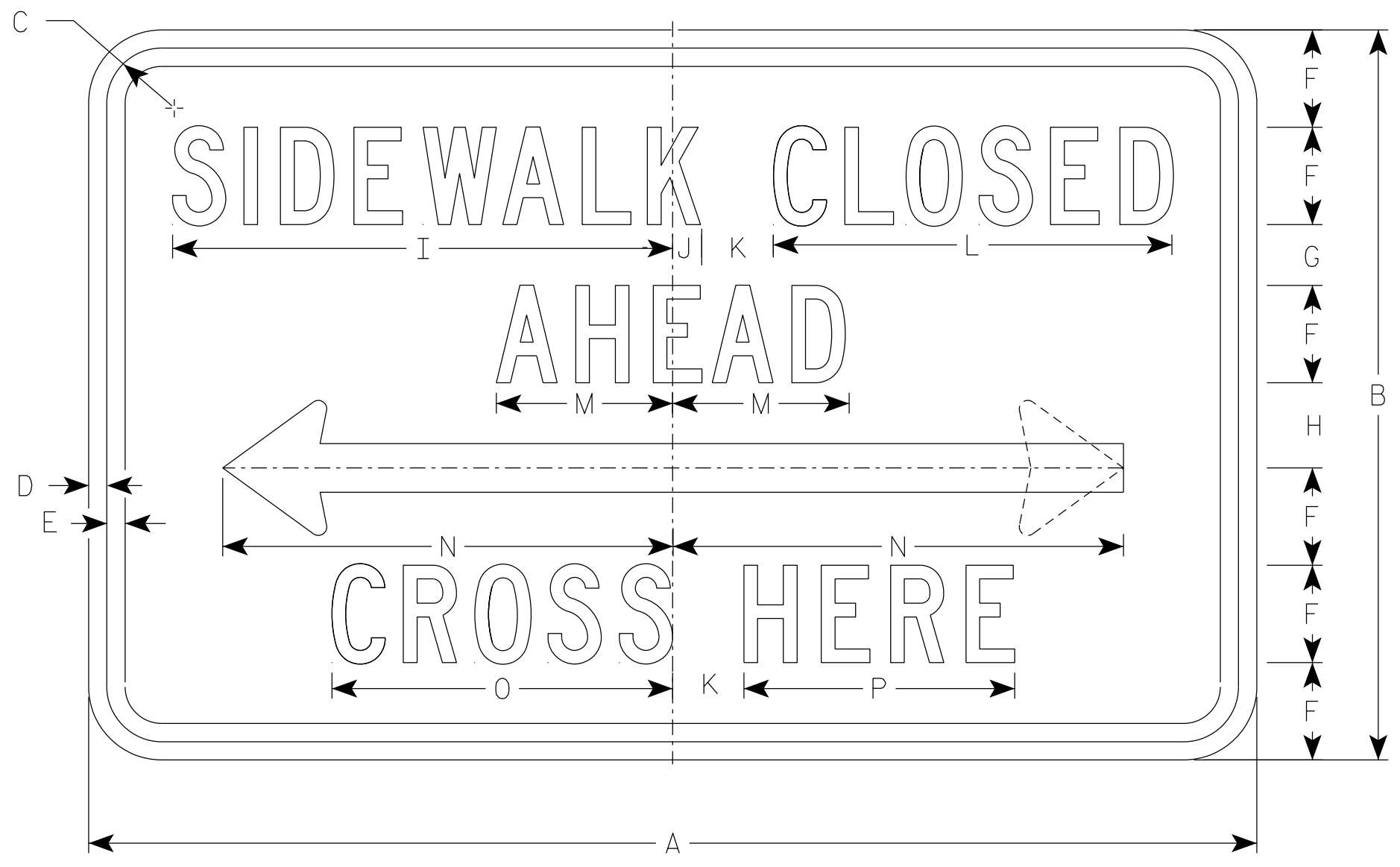
APPROVED *Matthew R. Rauch*
for State Traffic Engineer

DATE 3/10/2021 PLATE NO. R8-74.9

PROJECT NO: _____ HWY: _____ COUNTY: _____ SHEET NO: **E**

NOTES

1. Sign is Type II - Type H Reflective
2. Color:
Background - White
Message - Black
3. Message Series - C except Size 1 is Series D
4. Corners may be square or rounded when base material is plywood but borders shall be rounded as shown. When base material is metal, the corners and borders shall be rounded.
5. Use Size 2 for Sidewalks. Use Size 3 for Paths and Trails.
6. R9-11D (double arrow)
R9-11L (left arrow)
R9-11R (right arrow)



R9-11

SIZE	A	B	C	D	E	F	G	H	I	J	K	L	M	N	O	P	Q	R	S	T	U	V	W	X	Y	Z	Area sq. ft.
1																											
2S	24	12	1 1/8	3/8	3/8	1 1/2	1 1/2	1 1/2	9 3/4	5/8	1 1/2	7 5/8	3 1/2	9 1/4	6 5/8	5 1/8		1	1/8	2 3/4							2.0
2M	24	12	1 1/8	3/8	3/8	1 1/2	1 1/2	1 1/2	9 3/4	5/8	1 1/2	7 5/8	3 1/2	9 1/4	6 5/8	5 1/8		1	1/8	2 3/4							2.0
3	30	15	1 1/8	3/8	1/2	2	1 1/2	1 1/2	13	3/4	2	10 1/4	4 5/8	12 3/8	8 7/8	6 7/8		1 1/4	1/4	3 5/8							3.125
4																											
5																											

STANDARD SIGN
R9-11

WISCONSIN DEPT OF TRANSPORTATION

APPROVED *Matthew R. Rauch*
for State Traffic Engineer

DATE 3/30/2021 PLATE NO. R9-11.4

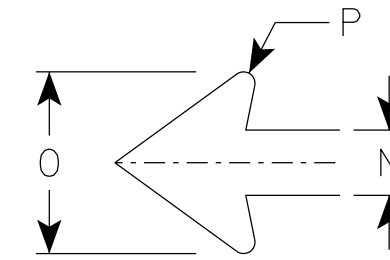
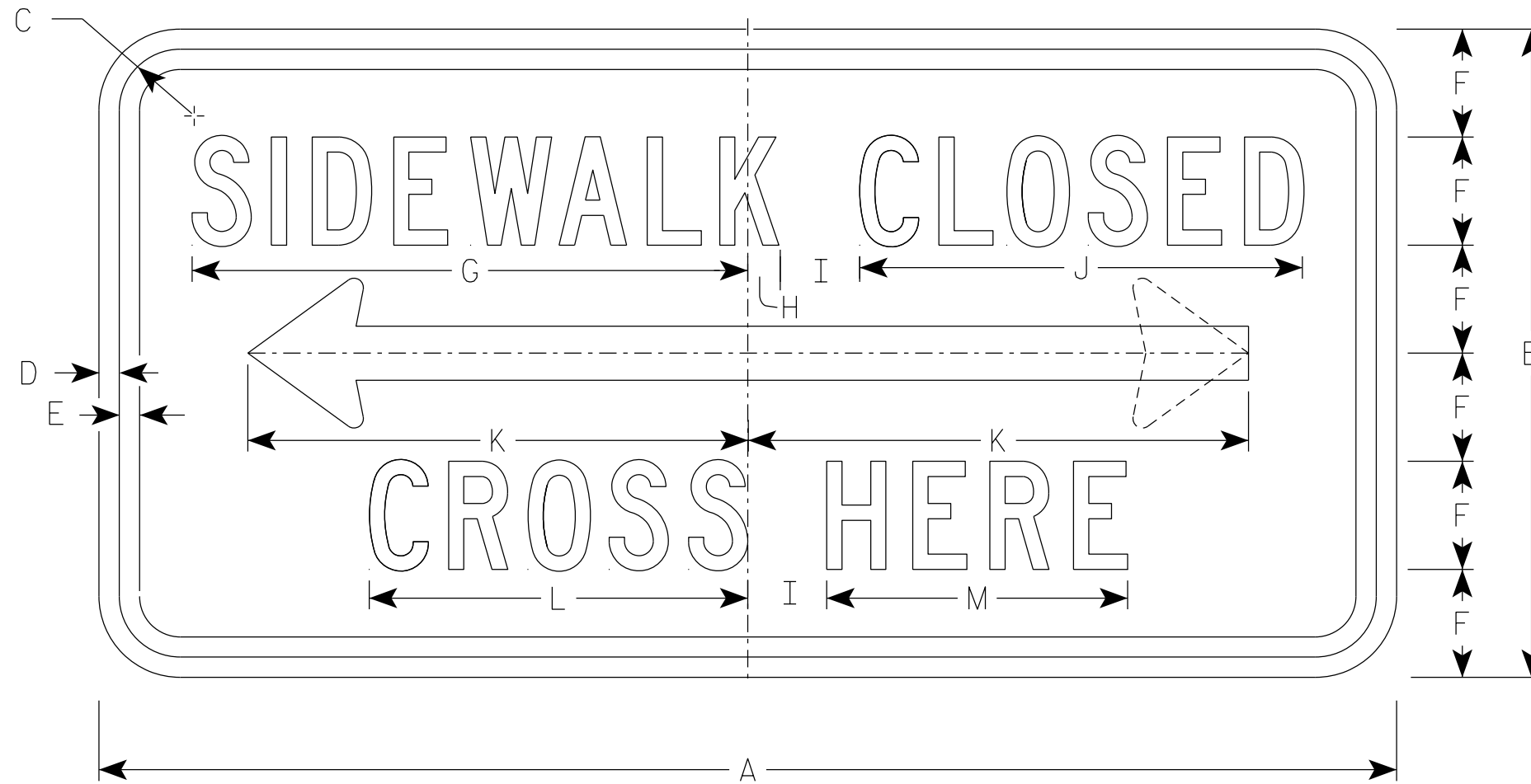
PROJECT NO: _____ HWY: _____ COUNTY: _____ SHEET NO: _____ **E**

7

7

NOTES

1. Sign is Type II - Type H Reflective
2. Color:
Background - White
Message - Black
3. Message Series - C
4. Corners may be square or rounded when base material is plywood but borders shall be rounded as shown. When base material is metal, the corners and borders shall be rounded.
5. Use Size 2 for Sidewalks. Use Size 3 for paths and Trails.
6. R9-11AD (double arrow)
R9-11AL (left arrow)
R9-11AR (right arrow)



ARROW DETAIL

R9-11A

SIZE	A	B	C	D	E	F	G	H	I	J	K	L	M	N	O	P	Q	R	S	T	U	V	W	X	Y	Z	Area sq. ft.
1																											
2S	24	12	1 1/8	3/8	3/8	2	10 1/4	5/8	1 1/2	8 1/4	9 1/4	7	5 5/8	1	2 3/4	1/8											2.0
2M	24	12	1 1/8	3/8	3/8	2	10 1/4	5/8	1 1/2	8 1/4	9 1/4	7	5 5/8	1	2 3/4	1/8											2.0
3	30	15	1 1/8	3/8	1/2	2 1/2	12 3/4	1/2	2	10 1/4	12 3/8	8 5/8	6 3/4	1 1/4	3 5/8	1/4											3.125
4																											
5																											

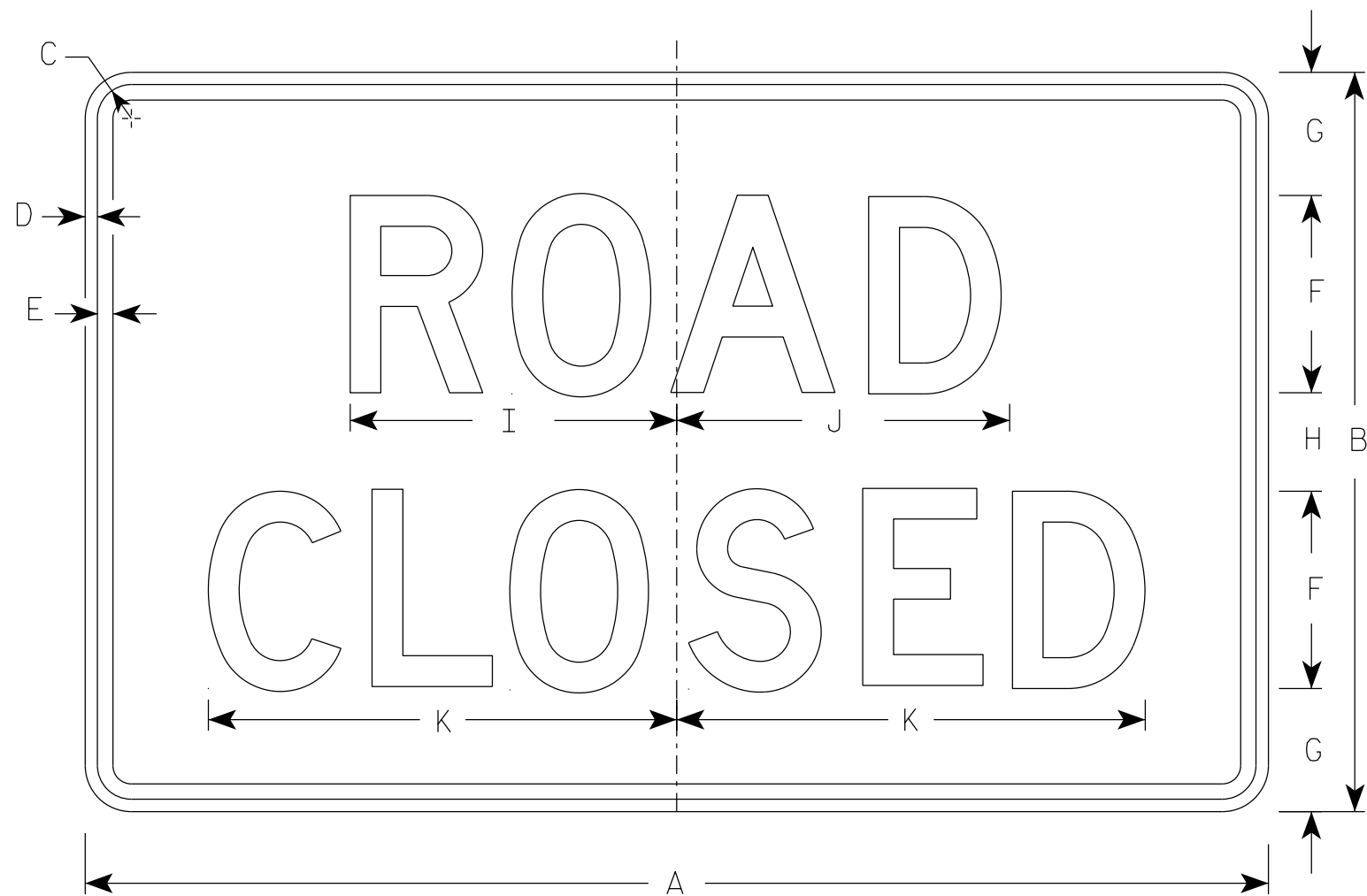
STANDARD SIGN
R9-11A

WISCONSIN DEPT OF TRANSPORTATION

APPROVED *Matthew R. Rauch*
for State Traffic Engineer

DATE 3/31/2021 PLATE NO. R9-11A.5

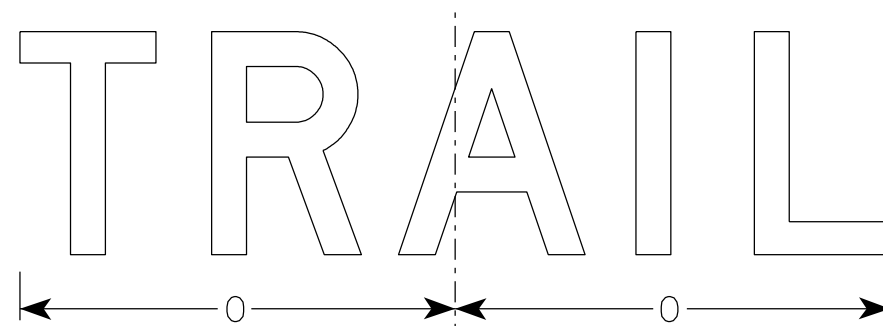
PROJECT NO: _____ HWY: _____ COUNTY: _____ SHEET NO: **E**



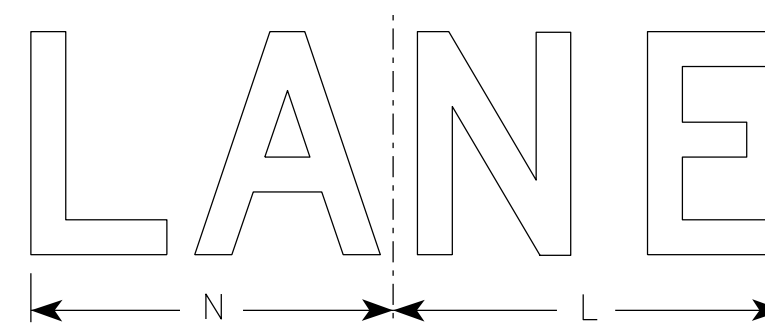
R11-2



R11-2R



R11-2T



R11-2L

NOTES

1. Sign is Type II - Type H Reflective
2. Color:
Background - White
Message - Black
3. Message Series - D
4. Corners may be square or rounded when base material is plywood but borders shall be rounded as shown. When base material is metal, the corners and borders shall be rounded.
5. Modify the message as required.

7

7

SIZE	A	B	C	D	E	F	G	H	I	J	K	L	M	N	O	P	Q	R	S	T	U	V	W	X	Y	Z	Area sq. ft.
1																											
2S	48	30	1 3/8	1/2	5/8	8	5	4	13 1/4	13 1/2	19	14	15	13	15 5/8												10.0
2M	48	30	1 3/8	1/2	5/8	8	5	4	13 1/4	13 1/2	19	14	15	13	15 5/8												10.0
3	48	30	1 3/8	1/2	5/8	8	5	4	13 1/4	13 1/2	19	14	15	13	15 5/8												10.0
4	48	30	1 3/8	1/2	5/8	8	5	4	13 1/4	13 1/2	19	14	15	13	15 5/8												10.0
5	48	30	1 3/8	1/2	5/8	8	5	4	13 1/4	13 1/2	19	14	15	13	15 5/8												10.0

STANDARD SIGN
R11-2

WISCONSIN DEPT OF TRANSPORTATION

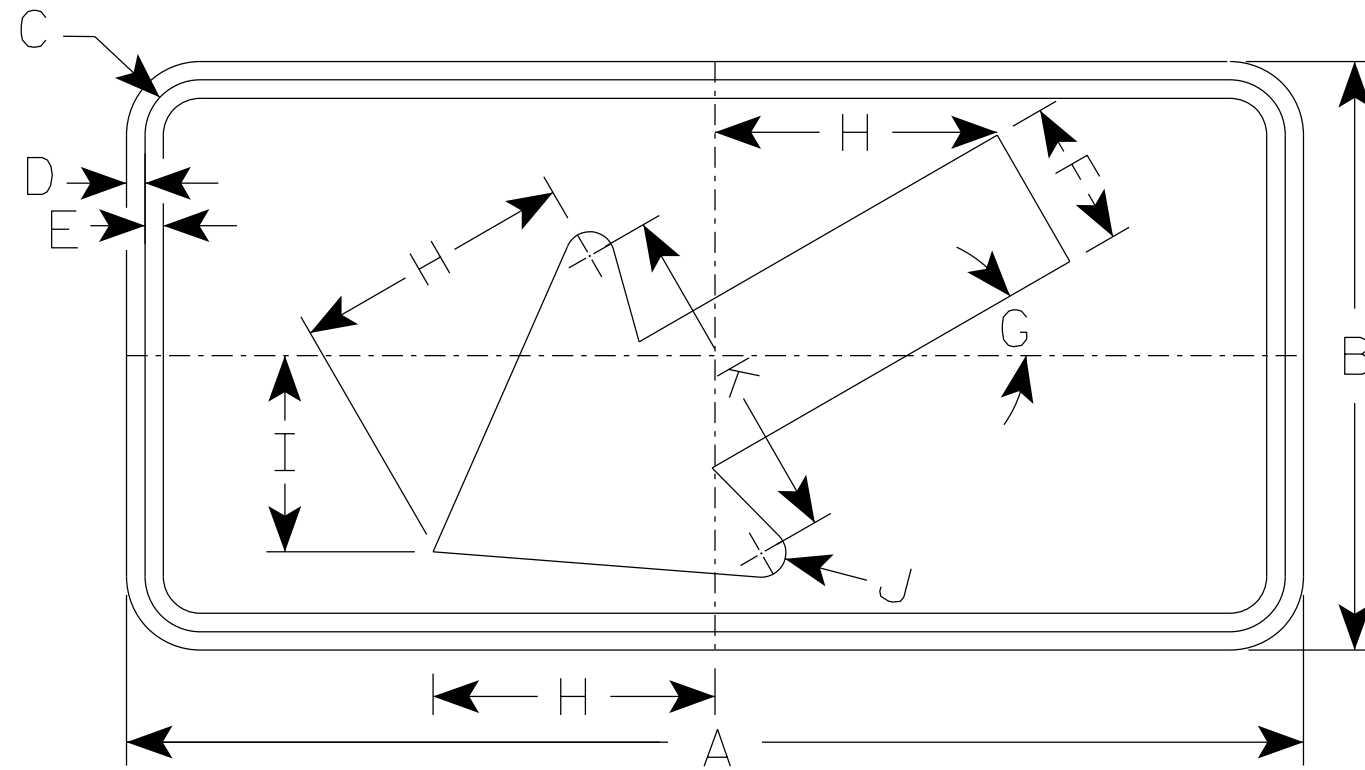
APPROVED *Matthew R Rauch*
For State Traffic Engineer

DATE 3/29/2021 PLATE NO. R11-2.11

PROJECT NO: _____ HWY: _____ COUNTY: _____ SHEET NO: **E**

NOTES

1. Sign is Type II - Type F Reflective
2. Color:
Background - Yellow-Green
Message - Black
3. S16-7R are the same as S16-7L except the arrow is reversed along the vertical centerline.



S16-7L

7

7

SIZE	A	B	C	D	E	F	G	H	I	J	K	L	M	N	O	P	Q	R	S	T	U	V	W	X	Y	Z	Area sq. ft.
1	24	12	1 1/8	3/8	3/8	3	30°	5 3/4	4	1/2	7																2.0
2S	30	18	1 1/8	3/8	1/2	4 1/2	30°	8 1/2	6	5/8	10 1/4																3.75
2M	30	18	1 1/8	3/8	1/2	4 1/2	30°	8 1/2	6	5/8	10 1/4																3.75
3	30	18	1 1/8	3/8	1/2	4 1/2	30°	8 1/2	6	5/8	10 1/4																3.75
4	48	24	1 3/8	1/2	5/8	6	30°	11 1/2	8	1	14																8.0
5																											

STANDARD SIGN
S16-7

WISCONSIN DEPT OF TRANSPORTATION

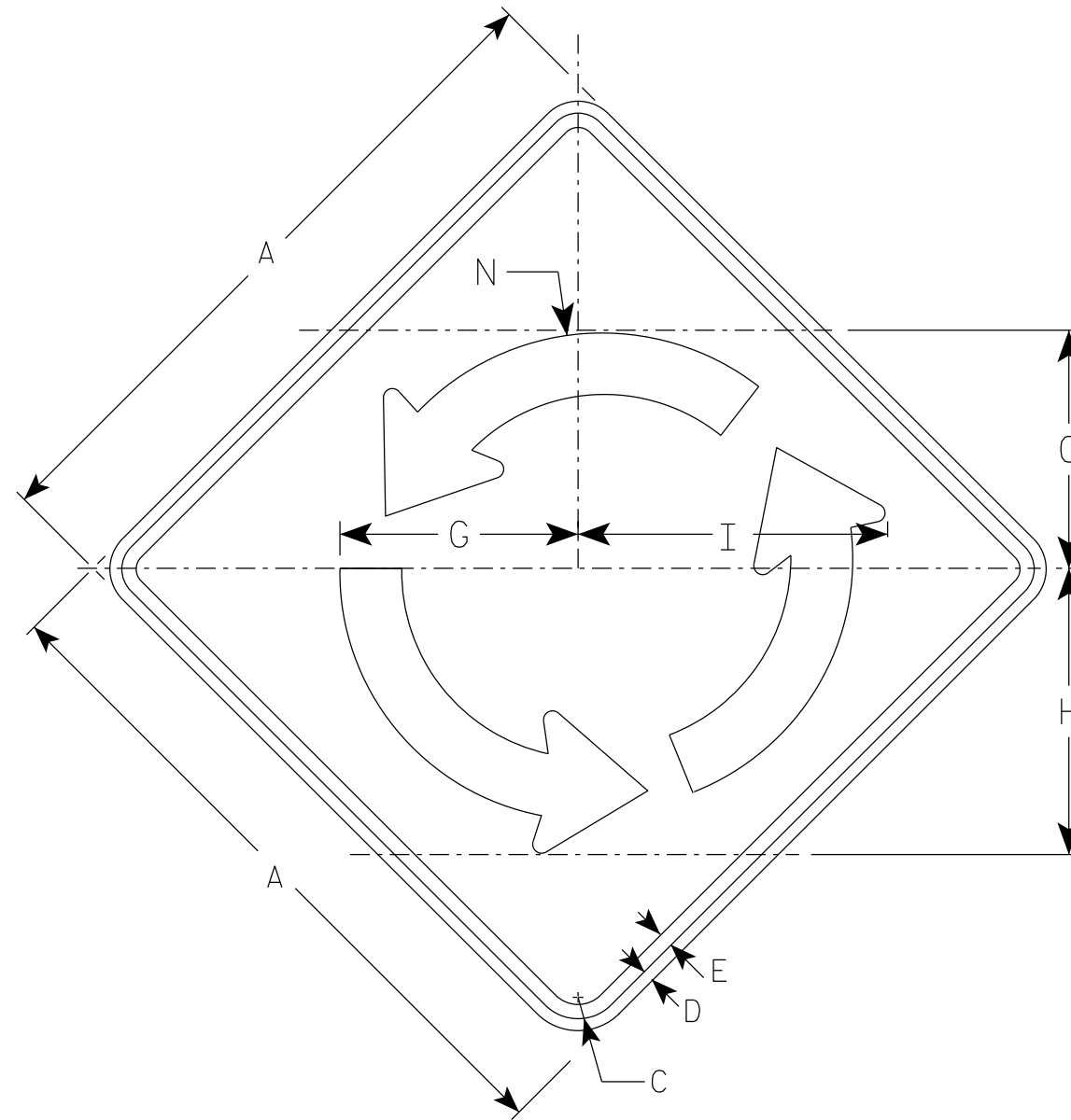
APPROVED *Matthew R Rauch*
For State Traffic Engineer

DATE 3/16/2021 PLATE NO. S16-7.2

PROJECT NO: _____ HWY: _____ COUNTY: _____ SHEET NO: _____ **E**

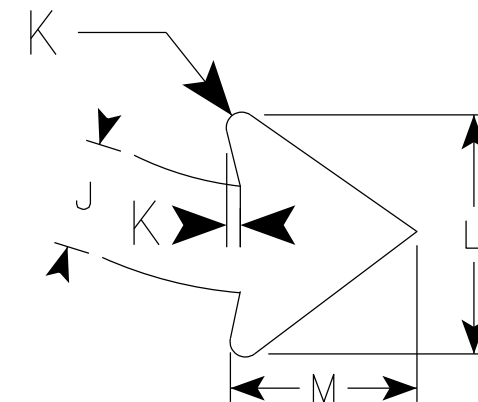
NOTES

1. Sign is Type II - Type F Reflective
2. Color:
Background - Yellow
Message - Black



W2-6

Arrow Detail



SIZE	A	B	C	D	E	F	G	H	I	J	K	L	M	N	O	P	Q	R	S	T	U	V	W	X	Area sq. ft.
1																									
2S	30		1 3/8	1/2	5/8		10 3/8	12 1/2	13 1/2	2 3/4	3/8	6	4 3/4	11 1/8											6.25
2M	30		1 3/8	1/2	5/8		10 3/8	12 1/2	13 1/2	2 3/4	3/8	6	4 3/4	11 1/8											6.25
3	36		1 5/8	5/8	3/4		12 1/2	15	16 1/4	3 1/4	1/2	7 3/8	5 3/4	13 3/8											9.00
4	48		2 1/4	3/4	1		16 5/8	20	16 1/4	4 3/8	5/8	9 3/4	7 5/8	17 7/8											16.0
5																									

STANDARD SIGN
W2-6

WISCONSIN DEPT OF TRANSPORTATION

APPROVED *Matthew R. Rauch*
for State Traffic Engineer

DATE 3/24/21 PLATE NO. W2-6.7

PROJECT NO:

SHEET NO:

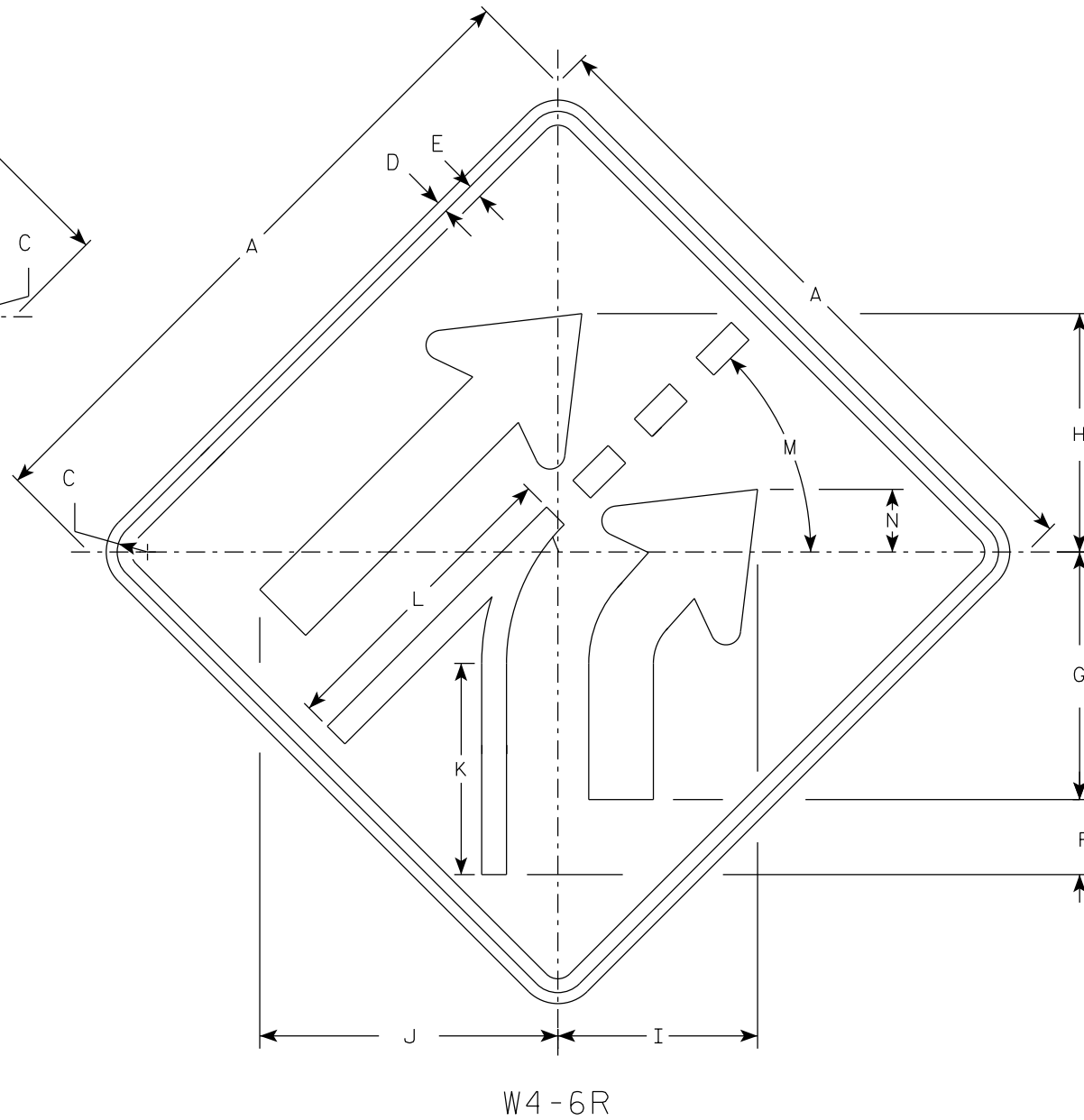
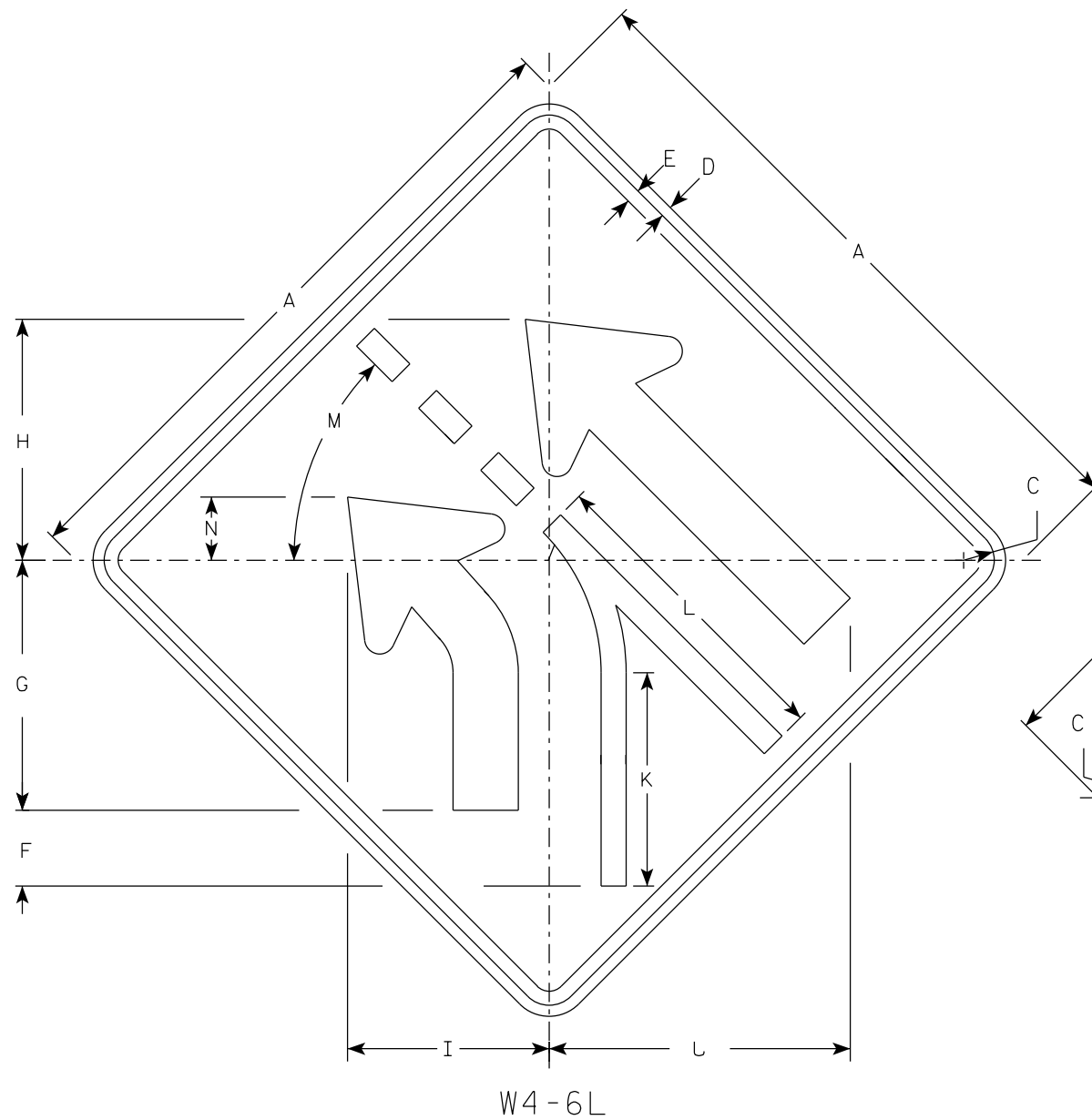
E

7

7

NOTES

1. Sign is Type II - Type F Reflective
2. Color:
 Background - YELLOW
 Message - BLACK



* Scale and Rotate W4-3 and make modifications.

SIZE	A	B	C	D	E	F	G	H	I	J	K	L	M	N	O	P	Q	R	S	T	U	V	W	X	Y	Z	Area sq. ft.
1	30		1 3/8	1/2	5/8	3 3/8	11 1/4	10 3/4	9	13 1/2	9 1/2	14	45°	2 7/8													6.25
2S	36		1 5/8	5/8	3/4	4	13 1/2	13	10 7/8	16 1/4	11 1/2	16 7/8	45°	3 3/8													9.0
2M	36		1 5/8	5/8	3/4	4	13 1/2	13	10 7/8	16 1/4	11 1/2	16 7/8	45°	3 3/8													9.0
3																											
4	48		2 1/4	3/4	1	5 3/8	18	17 1/4	14 1/2	21 5/8	15 1/4	22 1/2	45°	4 1/2													16.0
5	48		2 1/4	3/4	1	5 3/8	18	17 1/4	14 1/2	21 5/8	15 1/4	22 1/2	45°	4 1/2													16.0

STANDARD SIGN
W4-6

WISCONSIN DEPT OF TRANSPORTATION

APPROVED *Matthew R Rauch*
For State Traffic Engineer

DATE 3/30/2021 PLATE NO. W4-6.5

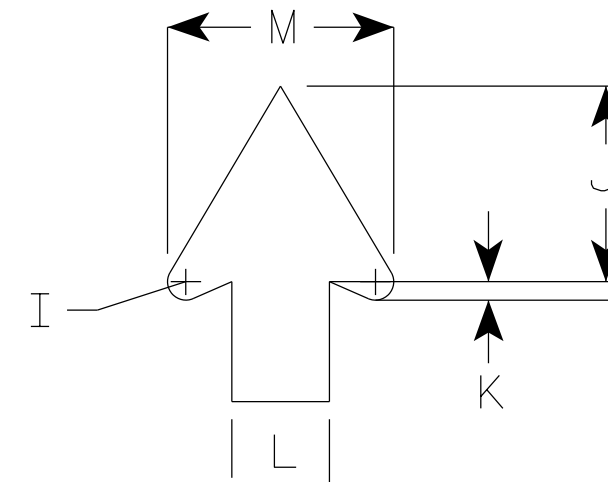
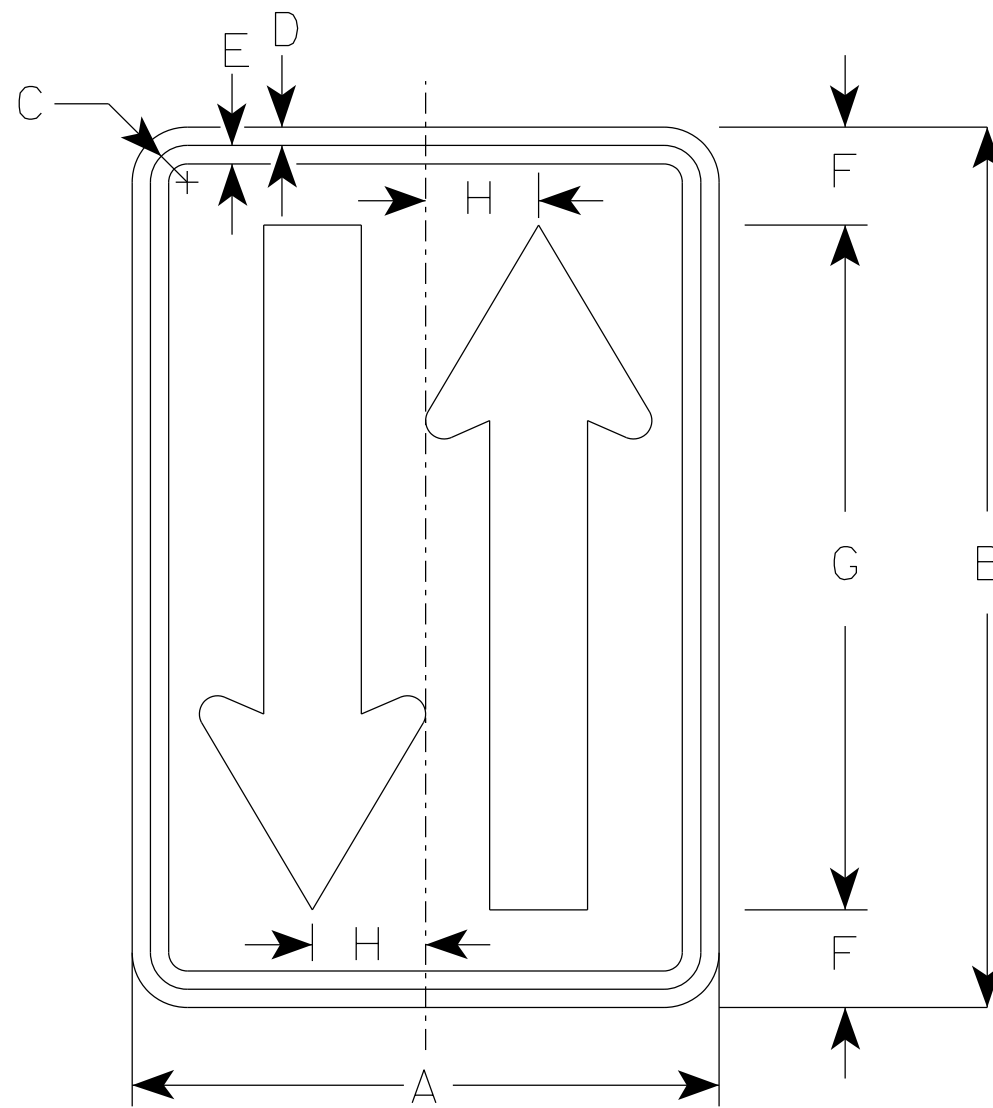
PROJECT NO:

SHEET NO:

E

NOTES

1. Sign is Type II - Type F Reflective
2. Color:
 Background - Orange
 Message - Black



Arrow Detail

W6 - 4

SIZE	A	B	C	D	E	F	G	H	I	J	K	L	M	N	O	P	Q	R	S	T	U	V	W	X	Y	Z	Area sq. ft.
1																											
2S	12	18	1 1/8	3/8	3/8	2	14	2 1/4	3/8	4	1/8	2	4 5/8														1.5
2M	12	18	1 1/8	3/8	3/8	2	14	2 1/4	3/8	4	1/8	2	4 5/8														1.5
3																											
4																											
5																											

STANDARD SIGN
W6 - 4

WISCONSIN DEPT OF TRANSPORTATION

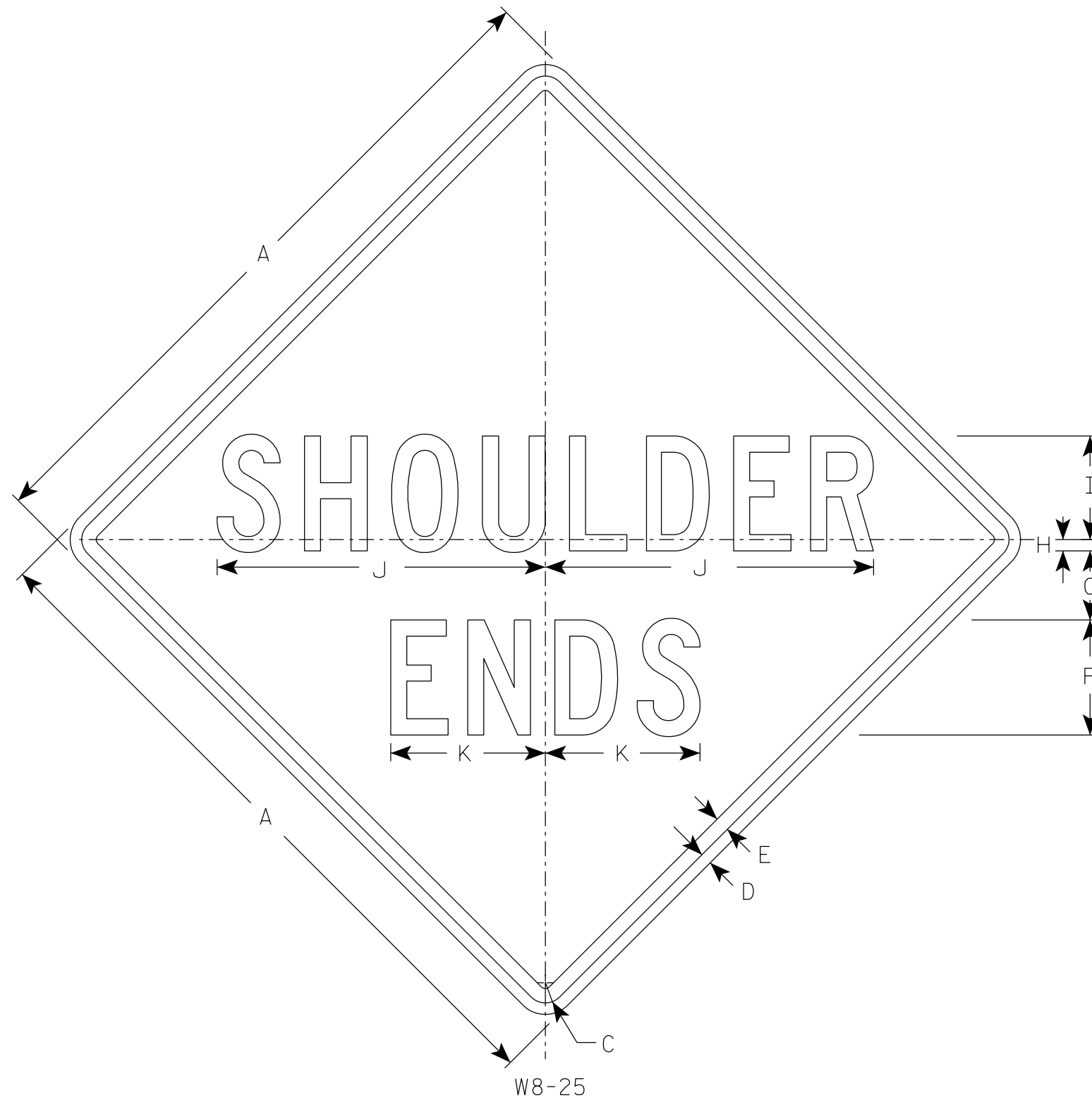
APPROVED *Matthew R. Rauch*
for State Traffic Engineer

DATE 3/18/2021 PLATE NO. W6-4.1

PROJECT NO: _____ HWY: _____ COUNTY: _____ SHEET NO: **E**

NOTES

1. Sign is Type II - Type F Reflective
2. Color:
Background - Yellow
Message - Black
3. Message Series - C



SIZE	A	B	C	D	E	F	G	H	I	J	K	L	M	N	O	P	Q	R	S	T	U	V	W	X	Y	Z	Area sq. ft.
1	30		1 3/8	1/2	5/8	5	3	1/2	4 1/2	14 1/4	6 3/4																6.25
2S	36		1 5/8	5/8	3/4	6	3 1/2	1/2	5 1/2	17 1/8	8 1/8																9.0
2M	36		1 5/8	5/8	3/4	6	3 1/2	1/2	5 1/2	17 1/8	8 1/8																9.0
3	36		1 5/8	5/8	3/4	6	3 1/2	1/2	5 1/2	17 1/8	8 1/8																9.0
4	36		1 5/8	5/8	3/4	6	3 1/2	1/2	5 1/2	17 1/8	8 1/8																9.0
5	48		2 1/4	3/4	1	8	4	1/2	7 1/2	22 3/4	10 3/4																16.0

STANDARD SIGN
W8-25

WISCONSIN DEPT OF TRANSPORTATION


APPROVED *Matthew R. Rauch*
for State Traffic Engineer

DATE 3/2/2021 PLATE NO. W8-25.1

PROJECT NO: _____ HWY: _____ COUNTY: _____ SHEET NO: **E**

NOTES

1. Sign is Type II - Type F Reflective
2. Color:
Background - YELLOW
Message - BLACK
3. Message Series - E
4. Size 4 will have a split as Shown



W8-75

7

7

SIZE	A	B	C	D	E	F	G	H	I	J	K	L	M	N	O	P	Q	R	S	T	U	V	W	X	Y	Z	Area sq. ft.
1																											
2S	66	36	1 5/8	5/8	3/4	6	5	4	26 1/4	3 1/4	6	17	21 1/2	21 1/2	18 3/4												16.5
2M	66	36	1 5/8	5/8	3/4	6	5	4	26 1/4	3 1/4	6	17	21 1/2	21 1/2	18 3/4												16.5
3	84	48	3	3/4	1	8	6	6	34 1/2	4 7/8	7	22 5/8	28 5/8	28 5/8	25												28.0
4	114	60	2 1/4	3/4	1	10	8	7	46 7/8	7	10	30 3/8	42 3/8	42 1/2	34 5/8	24		36									47.5
5																											

STANDARD SIGN
W8-75

WISCONSIN DEPT OF TRANSPORTATION


APPROVED *Matthew R. Rauch*
For State Traffic Engineer

DATE 3/3/2021 PLATE NO. W8-75.2

PROJECT NO: _____ HWY: _____ COUNTY: _____ SHEET NO: _____ **E**

NOTES

1. Sign is Type II - Type F Reflective
2. Color:
Background - YELLOW
Message - BLACK
3. Message Series - D
4. Size 4 will have a split as Shown



W8-77

SIZE	A	B	C	D	E	F	G	H	I	J	K	L	M	N	O	P	Q	R	S	T	U	V	W	X	Y	Z	Area sq. ft.
1																											
2S	72	36	1 5/8	5/8	3/4	6	5	4	21 3/4	2 5/8	5	15	26	10 3/4	10 1/4	21 5/8		3 5/8	30 1/4								18.0
2M	72	36	1 5/8	5/8	3/4	6	5	4	21 3/4	2 5/8	5	15	26	10 3/4	10 1/4	21 5/8		3 5/8	30 1/4								18.0
3	96	48	2 1/4	3/4	1	8	6	6	30 7/8	3 7/8	7	20	34 3/4	14 1/8	13 5/8	28 7/8		4 5/8	40 1/2								32.0
4	120	60	2 1/4	3/4	1	10	8	7	41 5/8	1 7/8	9	25	46 1/2	14 5/8	17 1/8	36 1/8		8 1/2	47 7/8	24	36						50.0
5																											

STANDARD SIGN
W8-77

WISCONSIN DEPT OF TRANSPORTATION

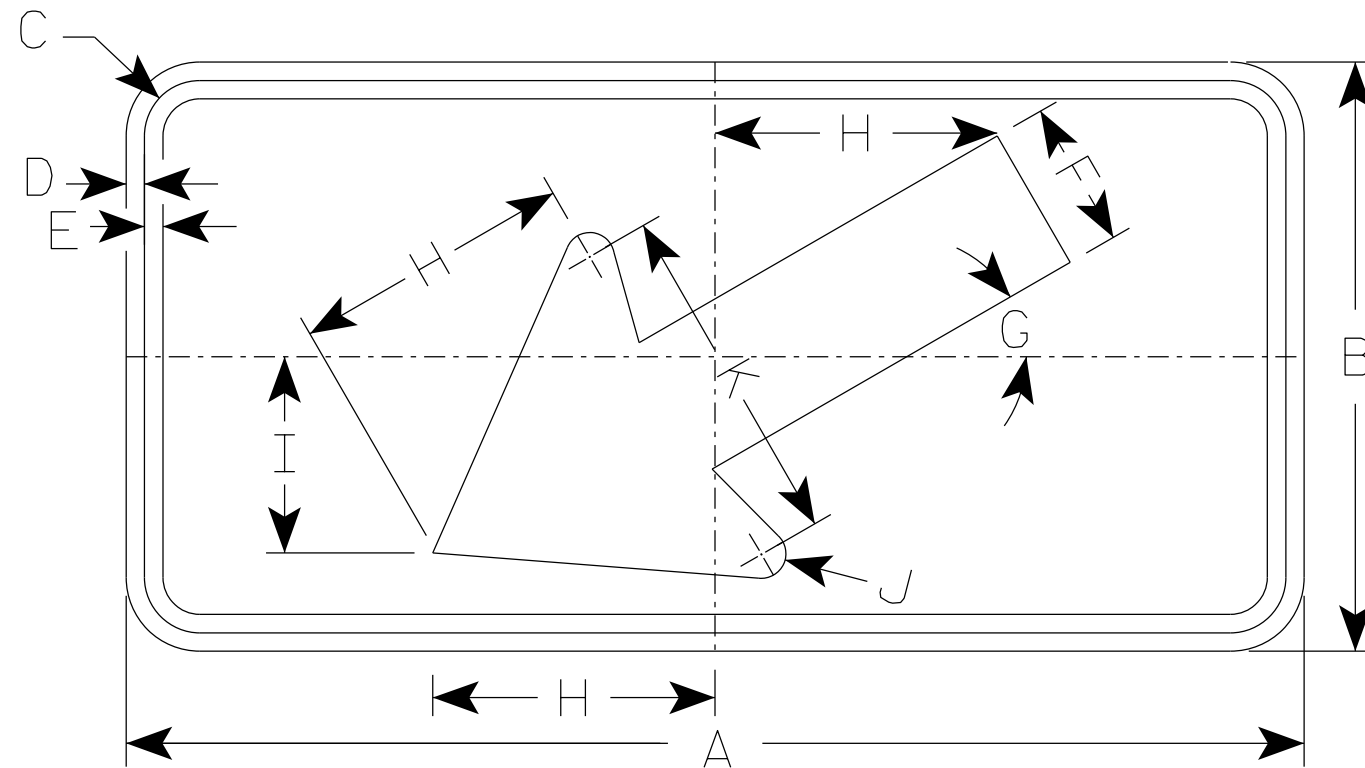
APPROVED *Matthew R. Rauch*
for State Traffic Engineer

DATE 4/7/2021 PLATE NO. W8-77.1

PROJECT NO: _____ HWY: _____ COUNTY: _____ SHEET NO: **E**

NOTES

1. Sign is Type II - Type F Reflective
2. Color:
Background - Yellow
Message - Black
3. W16-7R is the same as W16-7L
except the arrow is reversed along
the vertical centerline.



W16-7L

- * For 36" x 36" Warning Signs, use 30" x 18" W16-7L signs.
- * For 48" x 48" Warning Signs, use 48" x 24" W16-7L signs.

SIZE	A	B	C	D	E	F	G	H	I	J	K	L	M	N	O	P	Q	R	S	T	U	V	W	X	Y	Z	Area sq. ft.
1																											
2S	24	12	1 1/8	3/8	3/8	3	30°	5 3/4	4	1/2	7																2.0
* 2M	30	18	1 1/8	3/8	1/2	4 1/2	30°	8 1/2	6	5/8	10 1/4																3.75
* 3	30	18	1 1/8	3/8	1/2	4 1/2	30°	8 1/2	6	5/8	10 1/4																3.75
* 4	48	24	1 3/8	1/2	5/8	6	30°	11 1/2	8	1	14																8.0
5																											

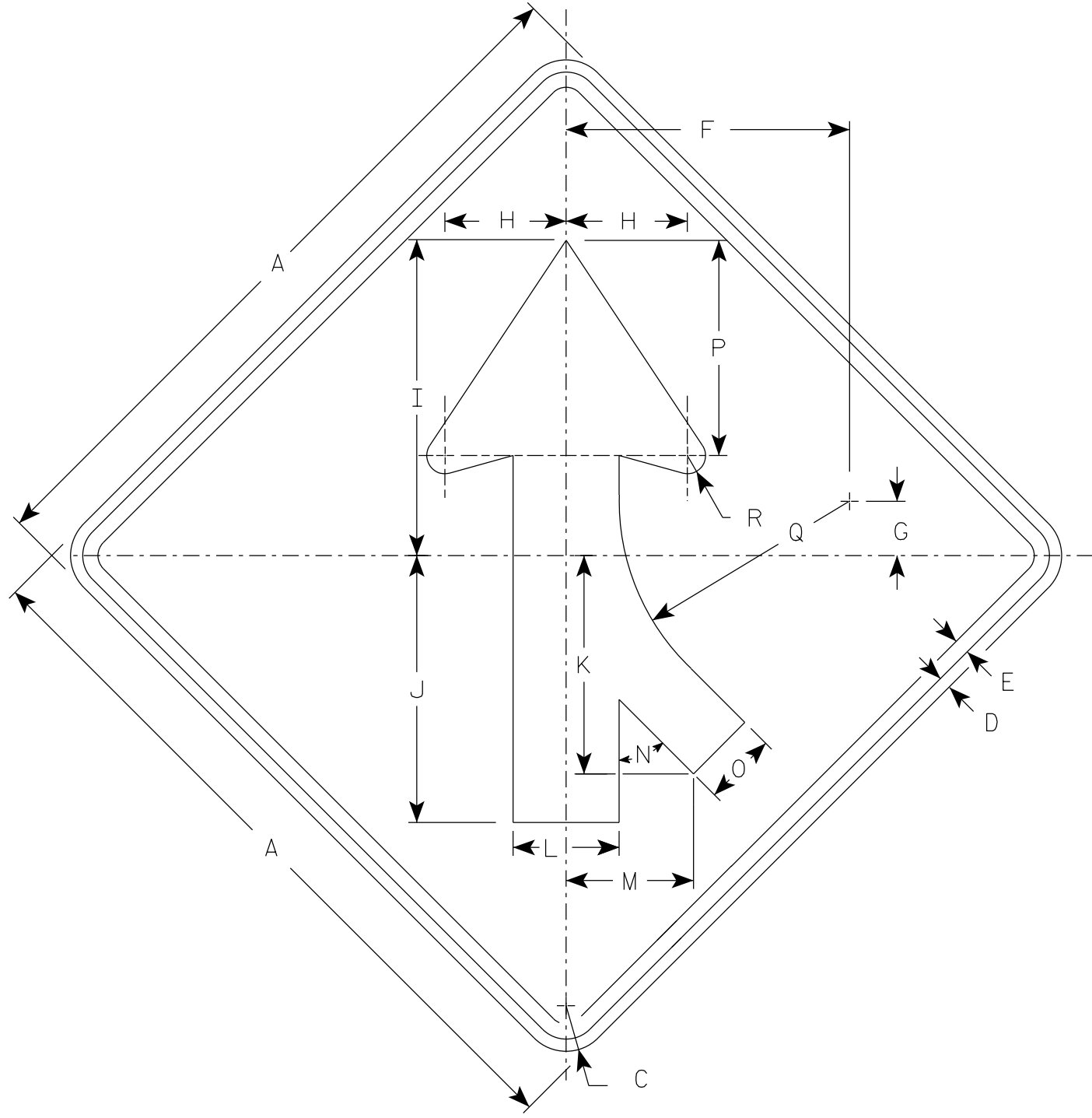
STANDARD SIGN
W16-7

WISCONSIN DEPT OF TRANSPORTATION

APPROVED *Matthew R. Rauch*
for State Traffic Engineer

DATE 3/16/2021 PLATE NO. W16-7.8

PROJECT NO: _____ HWY: _____ COUNTY: _____ SHEET NO: **E**



W04-1R

NOTES

1. Sign is Type II - Type F Reflective
2. Color:
Background - Orange
Message - Black
3. Corners may be square or rounded when base material is plywood but borders shall be rounded as shown. When base material is metal, the corners and borders shall be rounded.
4. W04-1L is the same as W04-1R except the arrow is reversed along the vertical centerline.

7

7

SIZE	A	B	C	D	E	F	G	H	I	J	K	L	M	N	O	P	Q	R	S	T	U	V	W	X	Y	Z	Area sq. ft.
1	36		1 5/8	5/8	3/4	14	2 3/4	6	15 3/4	13 1/4	10 1/4	5 1/4	6 3/8	45°	3 5/8	10 5/8	11 3/8	7/8									9.0
2S	48		2 1/4	3/4	1	18 3/4	3 5/8	8	20 1/2	17 1/2	14 3/8	7	8 3/8	45°	4 3/4	14 1/4	15 1/4	1 1/4									16.0
2M	48		2 1/4	3/4	1	18 3/4	3 5/8	8	20 1/2	17 1/2	14 3/8	7	8 3/8	45°	4 3/4	14 1/4	15 1/4	1 1/4									16.0
3	48		2 1/4	3/4	1	18 3/4	3 5/8	8	20 1/2	17 1/2	14 3/8	7	8 3/8	45°	4 3/4	14 1/4	15 1/4	1 1/4									16.0
4	48		2 1/4	3/4	1	18 3/4	3 5/8	8	20 1/2	17 1/2	14 3/8	7	8 3/8	45°	4 3/4	14 1/4	15 1/4	1 1/4									16.0
5	48		2 1/4	3/4	1	18 3/4	3 5/8	8	20 1/2	17 1/2	14 3/8	7	8 3/8	45°	4 3/4	14 1/4	15 1/4	1 1/4									16.0

STANDARD SIGN
W04-1

WISCONSIN DEPT OF TRANSPORTATION

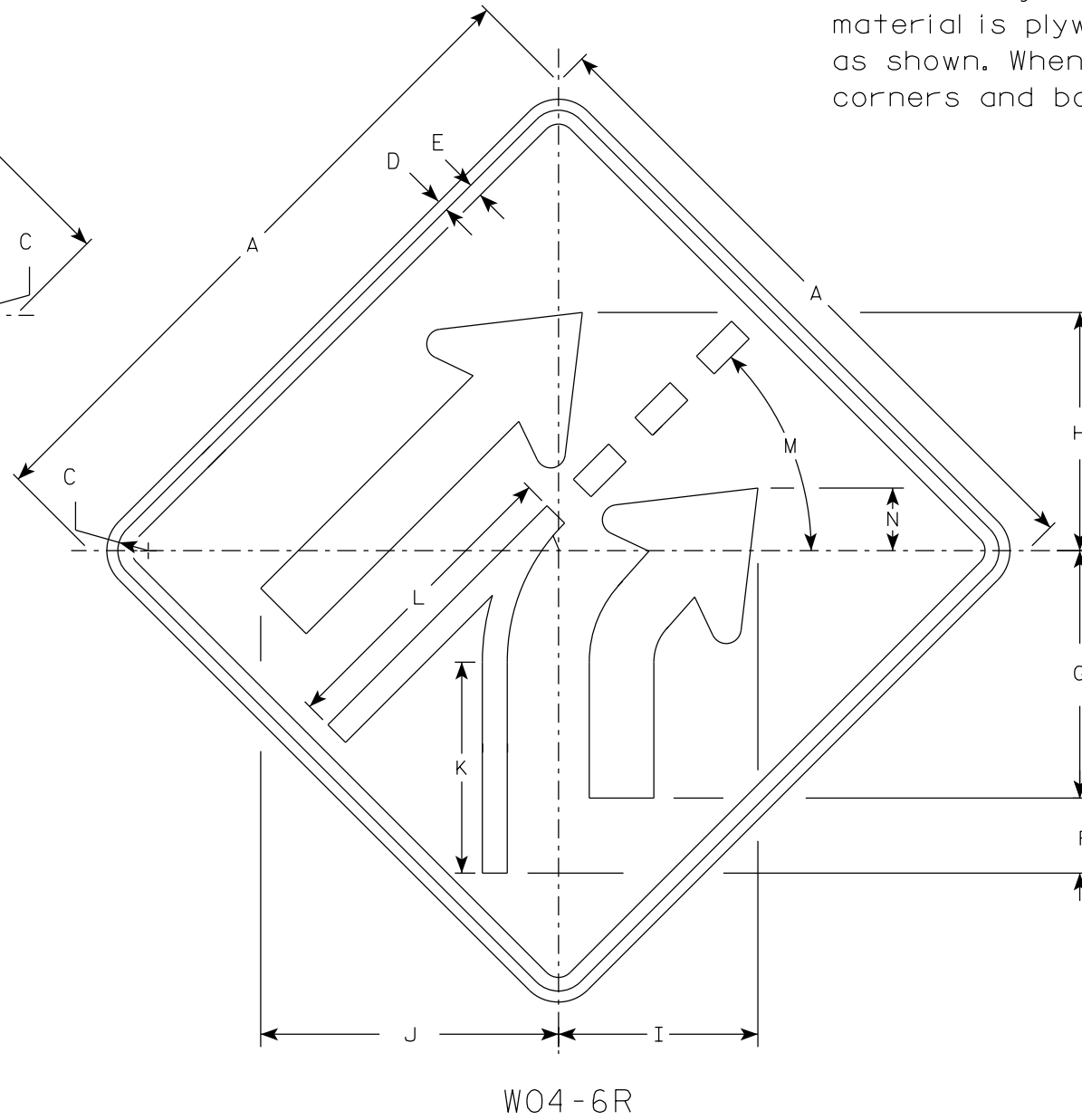
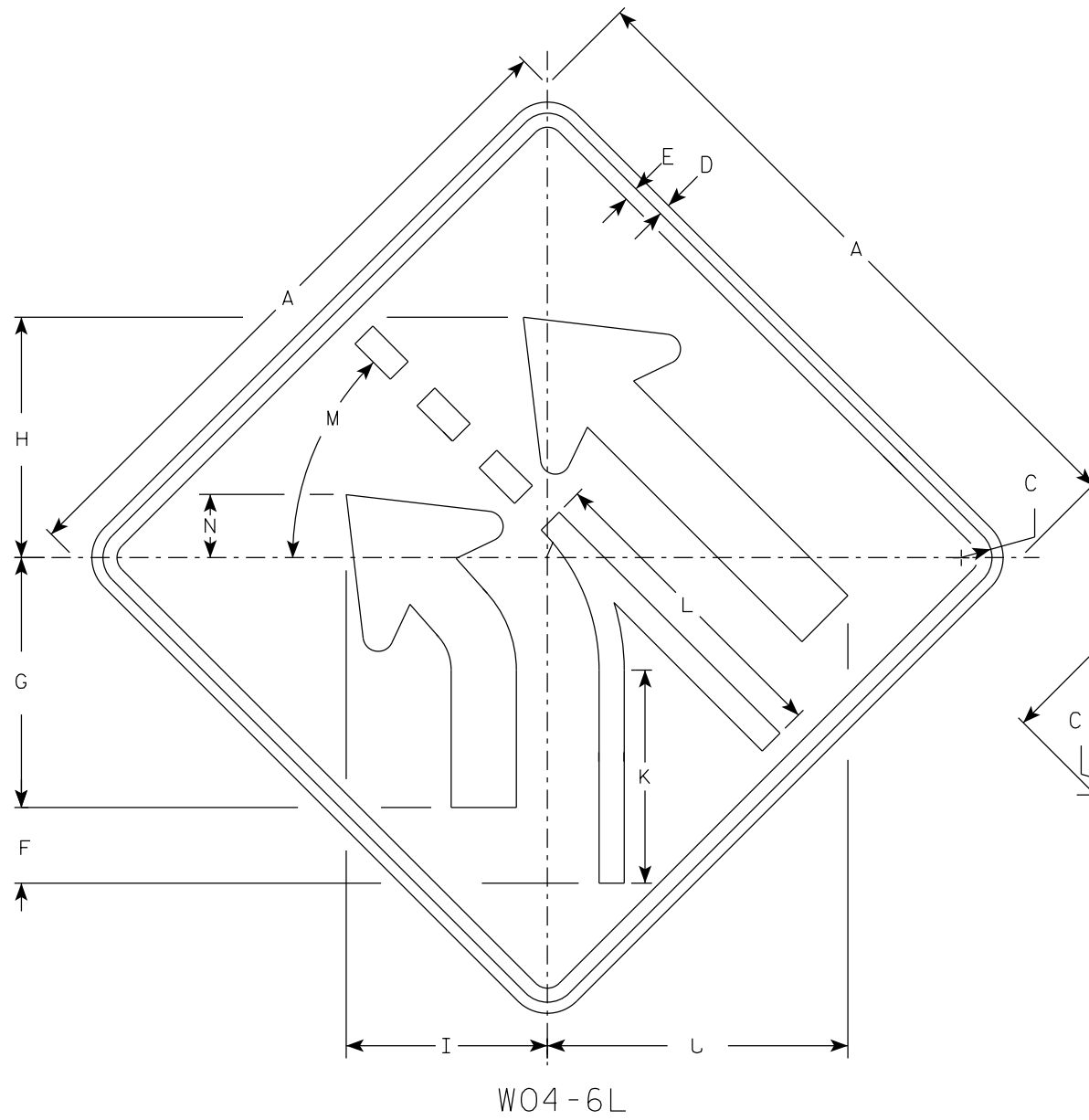
APPROVED *Matthew R. Rauch*
For State Traffic Engineer

DATE 3/31/2021 PLATE NO. W04-1.2

PROJECT NO: _____ HWY: _____ COUNTY: _____ SHEET NO: _____ **E**

NOTES

1. Sign is Type II - Type F Reflective
2. Color:
Background - ORANGE
Message - BLACK
3. Corners may be square or rounded when base material is plywood but borders shall be rounded as shown. When base material is metal, the corners and borders shall be rounded.



* Scale and Rotate W04-3 and make modifications.

SIZE	A	B	C	D	E	F	G	H	I	J	K	L	M	N	O	P	Q	R	S	T	U	V	W	X	Y	Z	Area sq. ft.
1	36		1 5/8	5/8	3/4	4	13 1/2	13	10 7/8	16 1/4	11 1/2	16 7/8	45°	3 3/8													9.0
2S	48		2 1/4	3/4	1	5 3/8	18	17 1/4	14 1/2	21 5/8	15 1/4	22 1/2	45°	4 1/2													16.0
2M	48		2 1/4	3/4	1	5 3/8	18	17 1/4	14 1/2	21 5/8	15 1/4	22 1/2	45°	4 1/2													16.0
3	48		2 1/4	3/4	1	5 3/8	18	17 1/4	14 1/2	21 5/8	15 1/4	22 1/2	45°	4 1/2													16.0
4	48		2 1/4	3/4	1	5 3/8	18	17 1/4	14 1/2	21 5/8	15 1/4	22 1/2	45°	4 1/2													16.0
5	48		2 1/4	3/4	1	5 3/8	18	17 1/4	14 1/2	21 5/8	15 1/4	22 1/2	45°	4 1/2													16.0

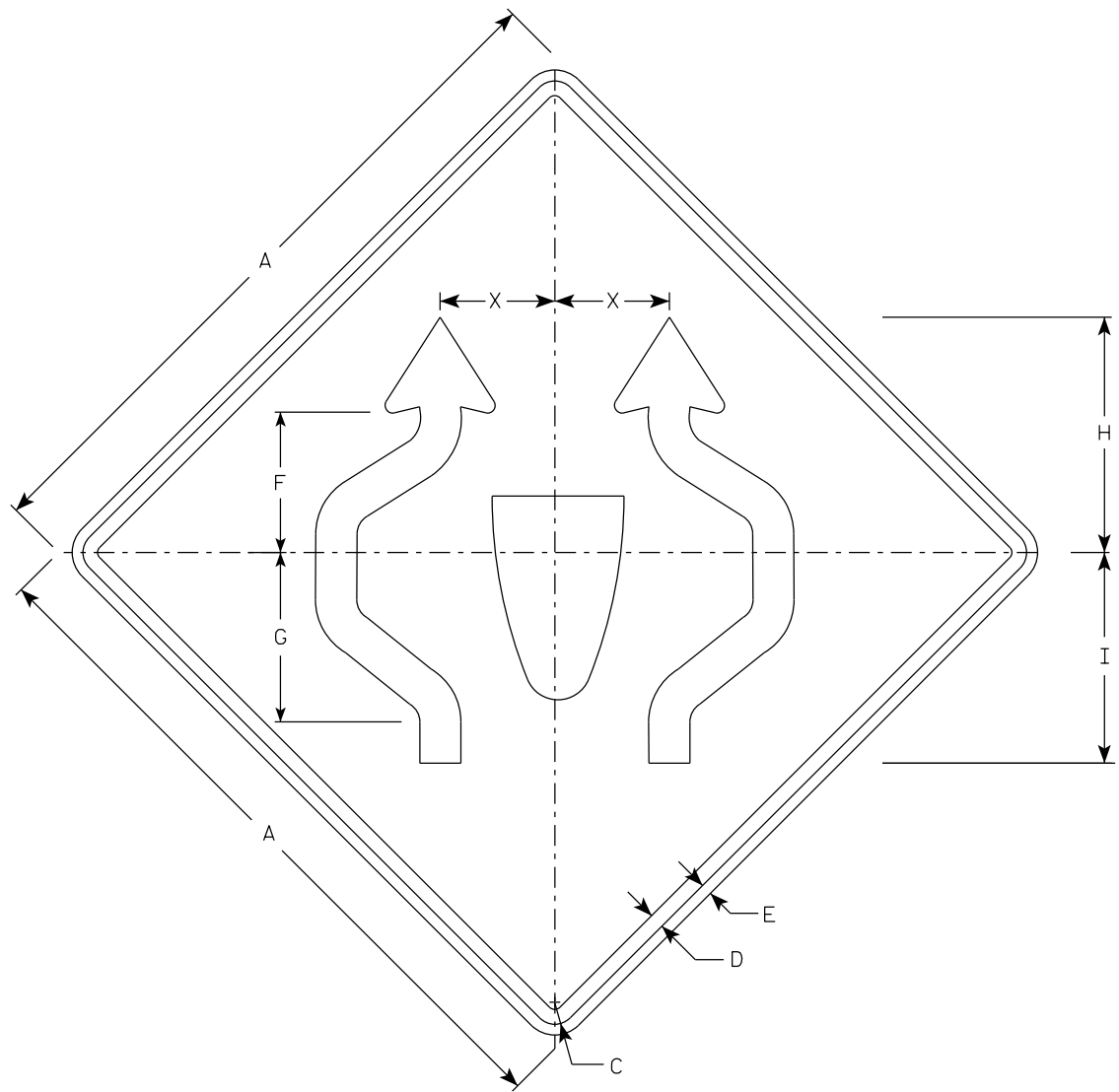
STANDARD SIGN
W04-6

WISCONSIN DEPT OF TRANSPORTATION
APPROVED *Matthew R. Rauch*
For State Traffic Engineer
DATE 3/30/2021 PLATE NO. W04-6.1

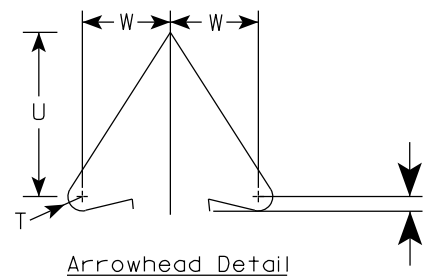
PROJECT NO:

SHEET NO:

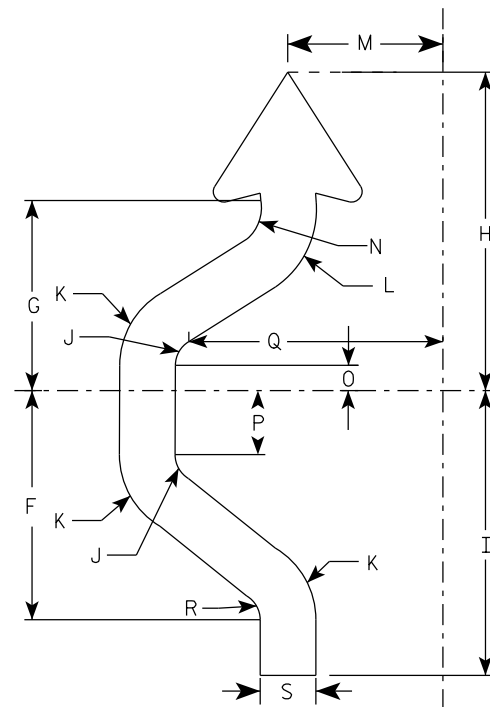
E



W06-50

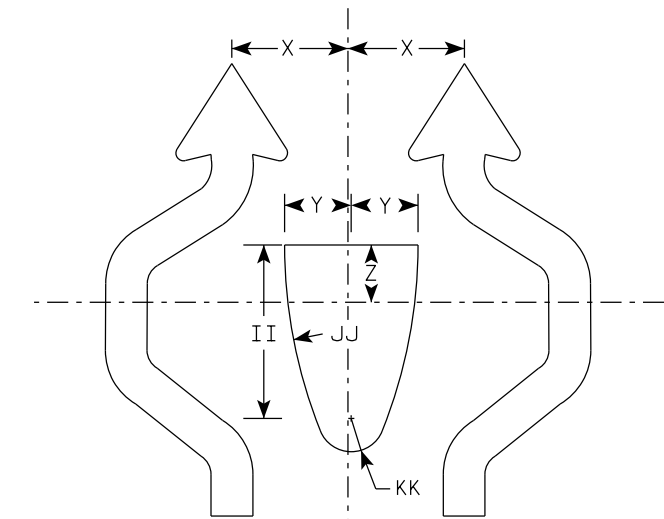


Arrowhead Detail

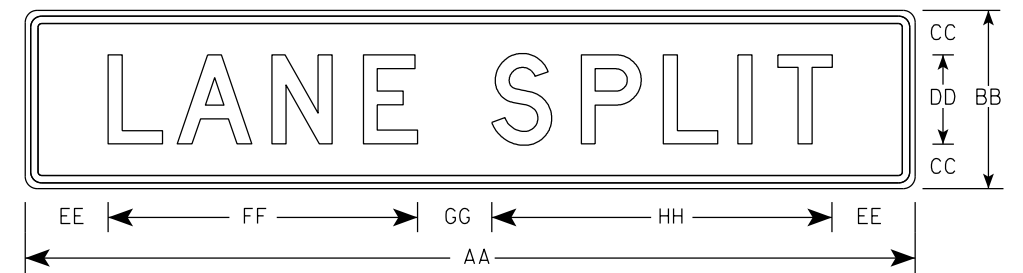


Arrow Detail

- NOTES**
1. Sign is Type II - Type F Reflective
 2. Color:
Background - Orange
Message - Black
 3. Message Series - D
 4. Corners may be square or rounded when base material is plywood but borders shall be rounded as shown. When base material is metal, the corners and borders shall be rounded.



Median Detail



W06-50P

SIZE	A	B	C	D	E	F	G	H	I	J	K	L	M	N	O	P	Q	R	S	T	U	V	W	X	Y	Z	W06-50 Area sq. ft.	W06-50P Area sq. ft.
1																												
2S	48		2 1/4	1	3/4	9 5/8	11 5/8	16 3/8	14 3/8	1 3/8	4 1/4	4 3/4	7 7/8	2 1/8	1 1/4	3 1/4	12 7/8	1 3/8	2 3/4	1/2	5 3/4	1/2	3 1/4	7 7/8	4 1/2	3 7/8	9.0	5.0
2M	48		2 1/4	1	3/4	9 5/8	11 5/8	16 3/8	14 3/8	1 3/8	4 1/4	4 3/4	7 7/8	2 1/8	1 1/4	3 1/4	12 7/8	1 3/8	2 3/4	1/2	5 3/4	1/2	3 1/4	7 7/8	4 1/2	3 7/8	9.0	5.0
3	48		2 1/4	1	3/4	9 5/8	11 5/8	16 3/8	14 3/8	1 3/8	4 1/4	4 3/4	7 7/8	2 1/8	1 1/4	3 1/4	12 7/8	1 3/8	2 3/4	1/2	5 3/4	1/2	3 1/4	7 7/8	4 1/2	3 7/8	9.0	5.0
4	48		2 1/4	1	3/4	9 5/8	11 5/8	16 3/8	14 3/8	1 3/8	4 1/4	4 3/4	7 7/8	2 1/8	1 1/4	3 1/4	12 7/8	1 3/8	2 3/4	1/2	5 3/4	1/2	3 1/4	7 7/8	4 1/2	3 7/8	9.0	5.0
5	48		2 1/4	1	3/4	9 5/8	11 5/8	16 3/8	14 3/8	1 3/8	4 1/4	4 3/4	7 7/8	2 1/8	1 1/4	3 1/4	12 7/8	1 3/8	2 3/4	1/2	5 3/4	1/2	3 1/4	7 7/8	4 1/2	3 7/8	9.0	5.0

SIZE	AA	BB	CC	DD	EE	FF	GG	HH	II	JJ	KK	LL	MM	NN	OO	PP	QQ	RR	SS	TT	UU	VV	WW	XX	YY	ZZ
1																										
2S	60	12	3	6	5 5/8	20 7/8	5	22 7/8	11 3/4	33 3/4	2 1/4															
2M	60	12	3	6	5 5/8	20 7/8	5	22 7/8	11 3/4	33 3/4	2 1/4															
3	60	12	3	6	5 5/8	20 7/8	5	22 7/8	11 3/4	33 3/4	2 1/4															
4	60	12	3	6	5 5/8	20 7/8	5	22 7/8	11 3/4	33 3/4	2 1/4															
5	60	12	3	6	5 5/8	20 7/8	5	22 7/8	11 3/4	33 3/4	2 1/4															

STANDARD SIGN
W06-50

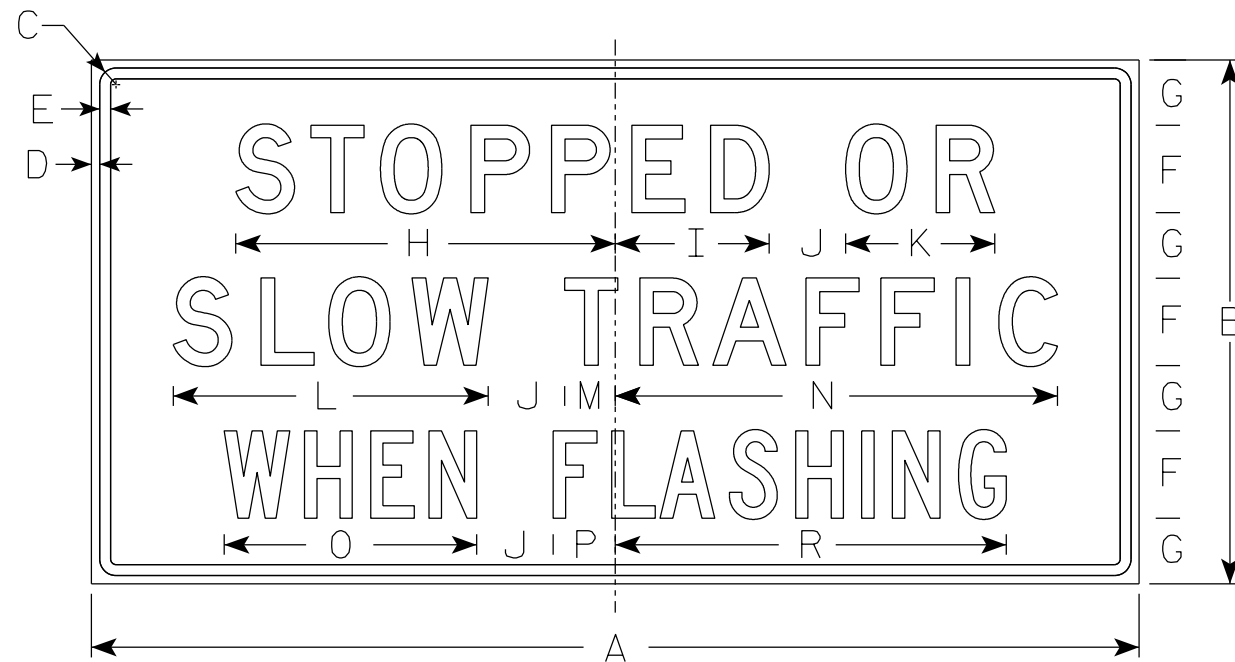
WISCONSIN DEPT OF TRANSPORTATION

APPROVED *Matthew R Rauch*
for State Traffic Engineer

DATE 4/20/2021 PLATE NO. W06-50.1

NOTES

1. Sign is Type II - Type F Reflective
2. Color:
Background - Orange
Message - Black
3. Message Series - Lines 1 and 2 are series D
Line 3 is series C
4. Corners may be square or rounded when base material is plywood but borders shall be rounded as shown. When base material is metal, the corners and borders shall be rounded.



W08-76

7

7

SIZE	A	B	C	D	E	F	G	H	I	J	K	L	M	N	O	P	Q	R	S	T	U	V	W	X	Y	Z	Area sq. ft.
1																											
2																											
3																											
4	96	48	2 1/4	3/4	1	8	6	34 3/4	14 1/8	7	13 5/8	28 7/8	4 5/8	40 1/2	23 1/8	5 3/4		35 7/8									32.0
5																											

STANDARD SIGN
W08-76

WISCONSIN DEPT OF TRANSPORTATION

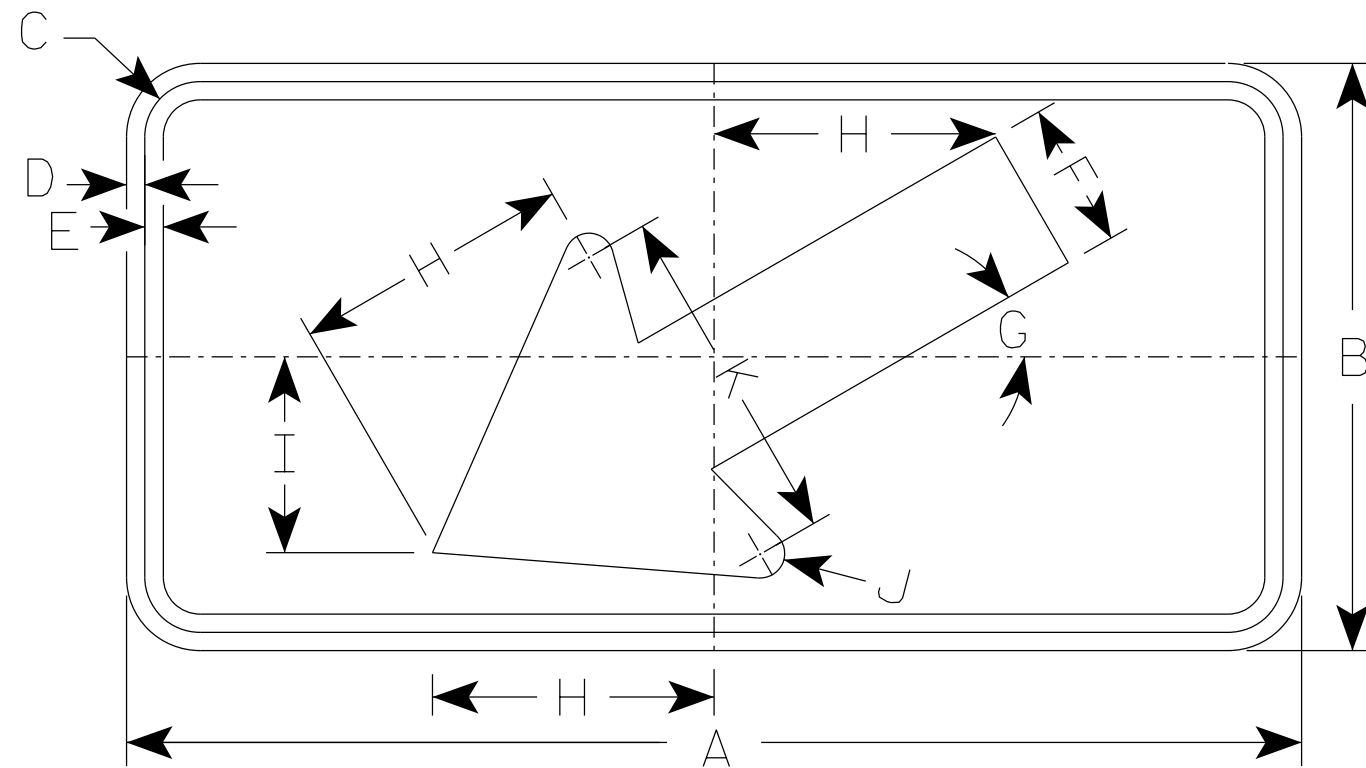
APPROVED *Matthew R Rauch*
For State Traffic Engineer

DATE 4/8/2021 PLATE NO. W08-76.2

PROJECT NO: _____ HWY: _____ COUNTY: _____ SHEET NO: **E**

NOTES

1. Sign is Type II - Type F Reflective
2. Color:
Background - Orange
Message - Black
3. Corners may be square or rounded but corners shall be rounded when base material is metal.
4. W016-7R is the same as W016-L except the arrow is reversed along the vertical centerline.



W016-7L

7

7

SIZE	A	B	C	D	E	F	G	H	I	J	K	L	M	N	O	P	Q	R	S	T	U	V	W	X	Y	Z	Area sq. ft.
1	30	18	1 1/8	3/8	1/2	4 1/2	30°	8 1/2	6	5/8	10 1/4																3.75
2S	48	24	1 3/8	1/2	5/8	6	30°	11 1/2	8	1	14																8.0
2M	48	24	1 3/8	1/2	5/8	6	30°	11 1/2	8	1	14																8.0
3	48	24	1 3/8	1/2	5/8	6	30°	11 1/2	8	1	14																8.0
4	48	24	1 3/8	1/2	5/8	6	30°	11 1/2	8	1	14																8.0
5	48	24	1 3/8	1/2	5/8	6	30°	11 1/2	8	1	14																8.0

STANDARD SIGN
W016-7

WISCONSIN DEPT OF TRANSPORTATION

APPROVED *Matthew R Rauch*
for State Traffic Engineer

DATE 3/16/2021 PLATE NO. W016-7.2

PROJECT NO: _____ HWY: _____ COUNTY: _____ SHEET NO: _____ **E**