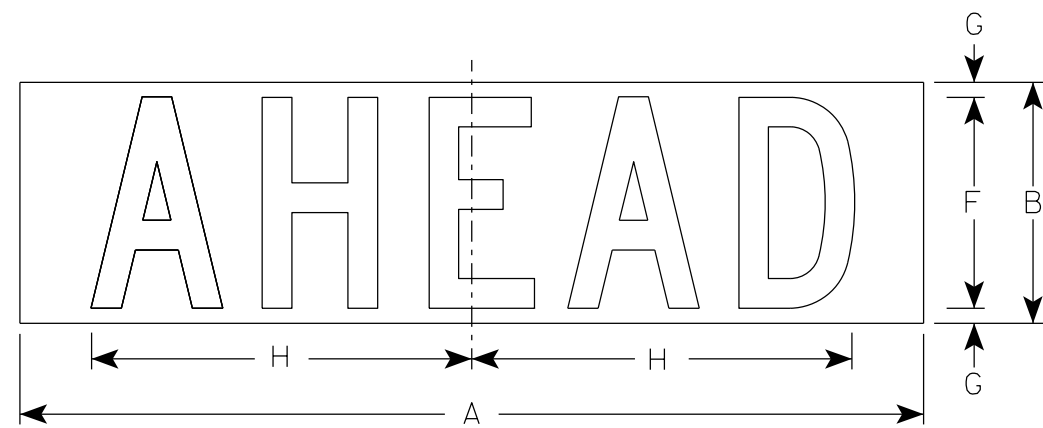
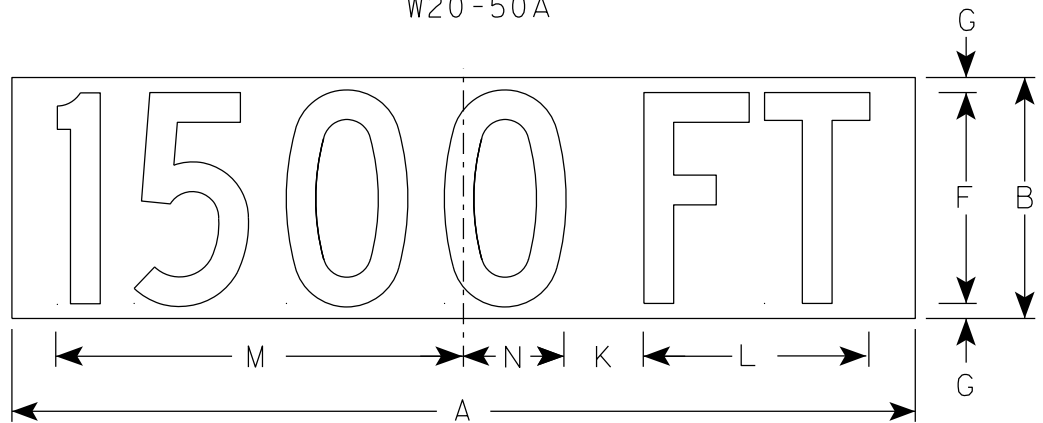


NOTES

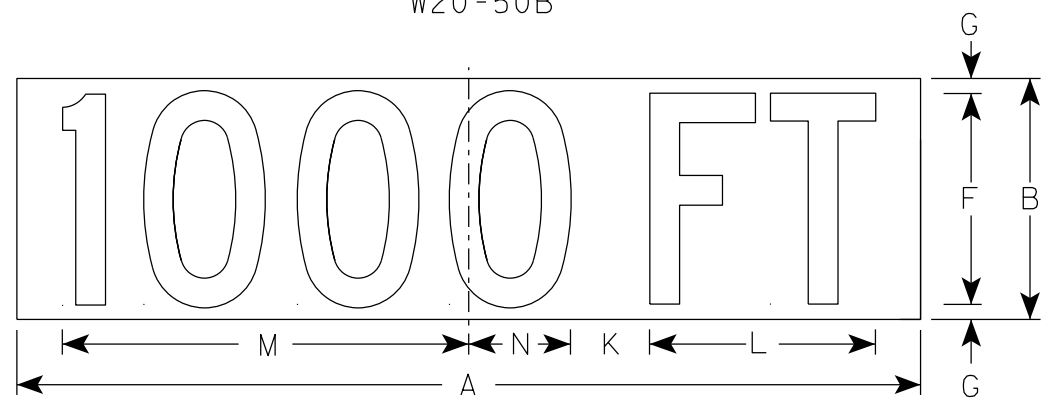
1. All Signs Type II - Type F Reflective
2. Color:
Background - Orange
Message - Black
3. Message Series - C
4. These plaques are for changing the distance shown on signs W20 series of signs.



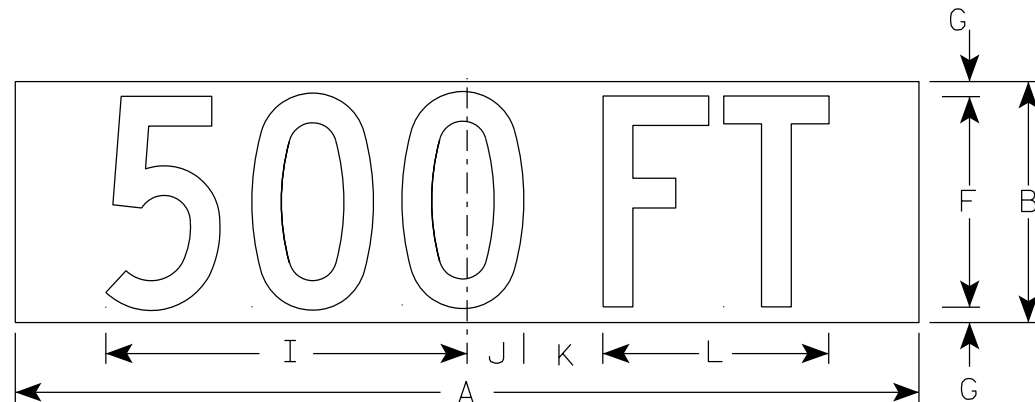
W20-50A



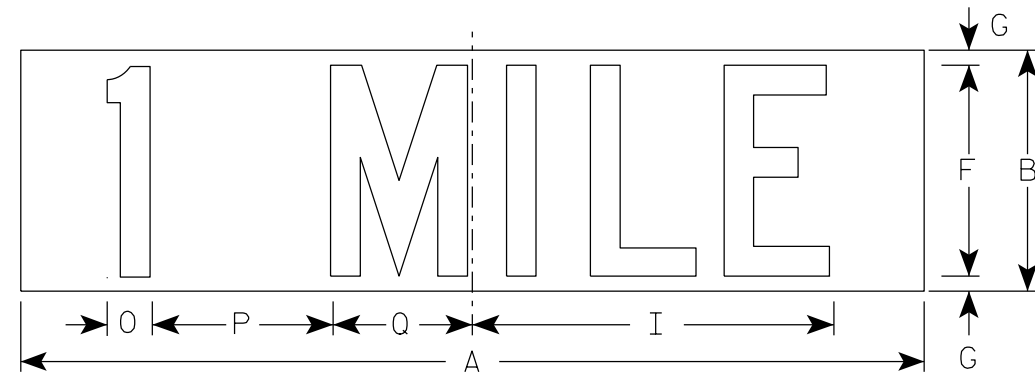
W20-50B



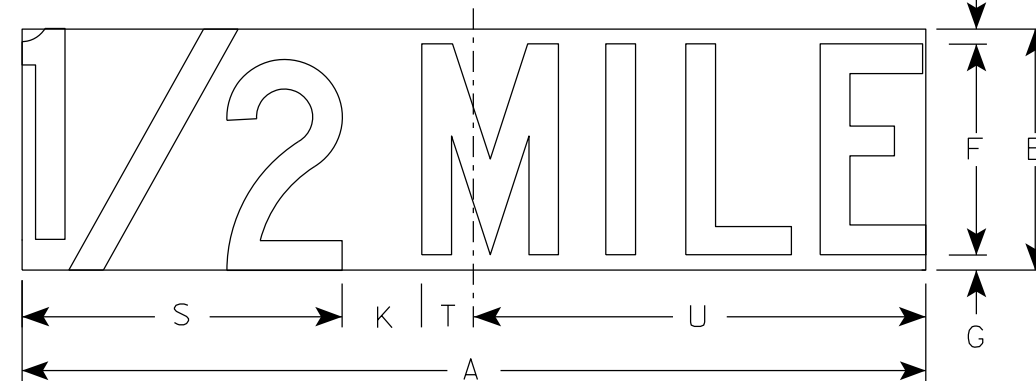
W20-50C



W20-50D



W20-50F



W20-50G

SIZE	A	B	C	D	E	F	G	H	I	J	K	L	M	N	O	P	Q	R	S	T	U	V	W	X	Y	Z	Area sq. ft.
1	22	6				5	1/2	9 1/2	9	1 3/8	1 7/8	5 5/8	10 1/8	2 1/2	1 1/8	4 1/2	3 1/2		8	1 3/4	10 3/4						0.92
2S	30	8				7	1/2	12 5/8	12	1 7/8	2 5/8	7 1/2	13 1/2	3 3/8	1 1/2	6	4 5/8		10 5/8	2 3/8	14 3/8						1.67
2M	30	8				7	1/2	12 5/8	12	1 7/8	2 5/8	7 1/2	13 1/2	3 3/8	1 1/2	6	4 5/8		10 5/8	2 3/8	14 3/8						1.67
3	30	8				7	1/2	12 5/8	12	1 7/8	2 5/8	7 1/2	13 1/2	3 3/8	1 1/2	6	4 5/8		10 5/8	2 3/8	14 3/8						1.67
4	30	8				7	1/2	12 5/8	12	1 7/8	2 5/8	7 1/2	13 1/2	3 3/8	1 1/2	6	4 5/8		10 5/8	2 3/8	14 3/8						1.67
5	30	8				7	1/2	12 5/8	12	1 7/8	2 5/8	7 1/2	13 1/2	3 3/8	1 1/2	6	4 5/8		10 5/8	2 3/8	14 3/8						1.67

SUPPLEMENTARY MESSAGES
W20-50A, B, C, D, F, & G

WISCONSIN DEPT OF TRANSPORTATION

APPROVED *Matthew R Rauch*
For State Traffic Engineer

DATE 3/12/2024 PLATE NO. W20-50.7