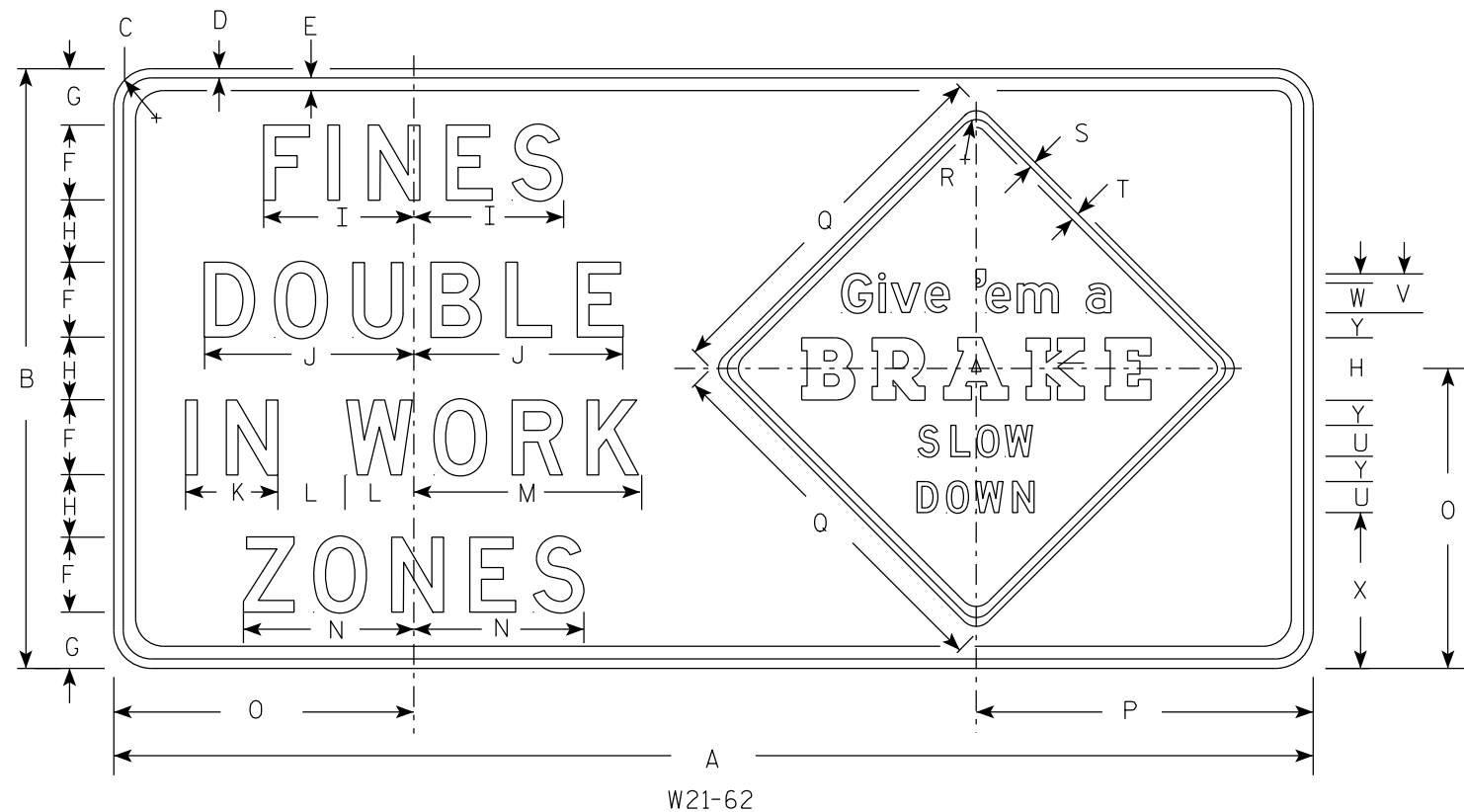
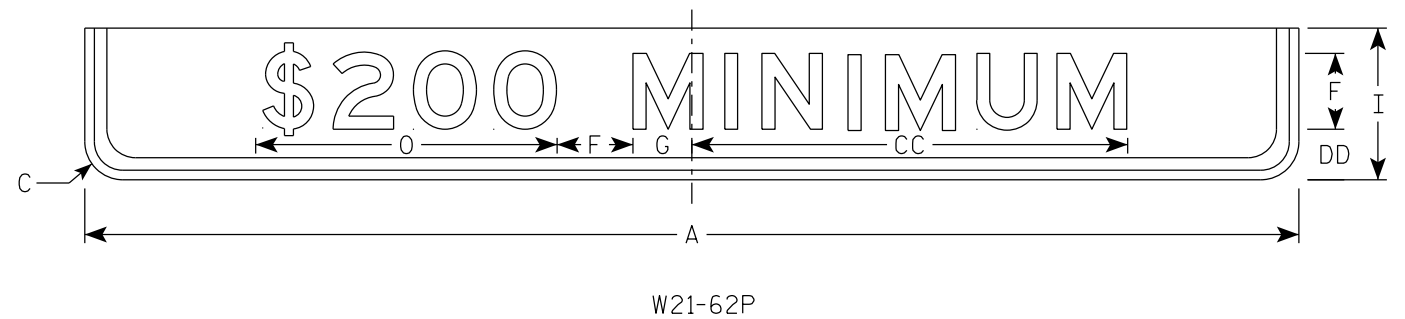



NOTES

1. Sign is Type II - Type H Reflective
2. Color:
Background - White - (See Note 5)
Message - Black
3. Message Series -
Fines Double Message - All lines are Series D
Give 'em a Brake -
Line one is Series E, line two is a Special Graphic Series and lines three and four are Series D.
4. The base material shall be plywood. Corners may be square or rounded, but borders shall be rounded as shown. The base material for Give 'em a Brake sign can be a separate sheet of aluminum with the corners and borders rounded as shown. This separate panel shall then be attached to the plywood with aluminum or stainless steel sheet metal screws.
5. Background for the Give 'em a Brake sign shall be Type F reflective orange.



W21-62



W21-62P

SIZE	A	B	C	D	E	F	G	H	I	J	K	L	M	N	O	P	Q	R	S	T	U	V	W	X	Y	Z	AA	BB	CC	DD	Area sq. ft.		
1																																	
2S																																	
2M																																	
3	96	48	3	3/4	1	6	4 1/2	5	12	16 3/4	7 3/8	5 1/2	18 1/4	13 5/8	24	27	30	1 3/8	1/2	5/8	2 1/2	3 1/8	2 3/8	12 1/2	2	10 3/4	14	4 5/8	34 1/2	4	32.0		
4																																	
5																																	

STANDARD SIGN
W21-62

WISCONSIN DEPT OF TRANSPORTATION

APPROVED *Matthew R Rauch*
for State Traffic Engineer

DATE 3/12/2024 PLATE NO. W21-62.6

PROJECT NO: _____ HWY: _____ COUNTY: _____ SHEET NO: **E**