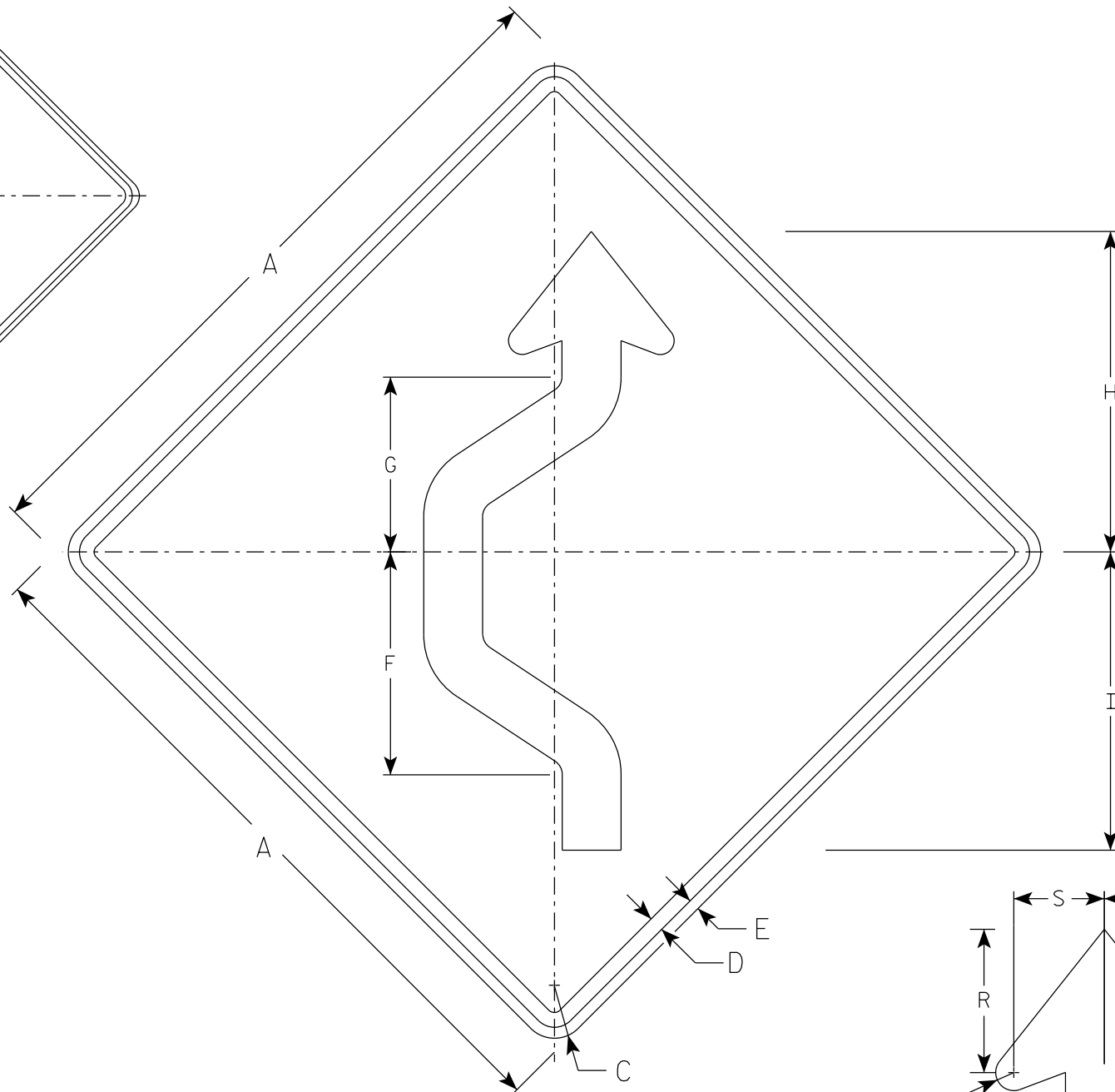
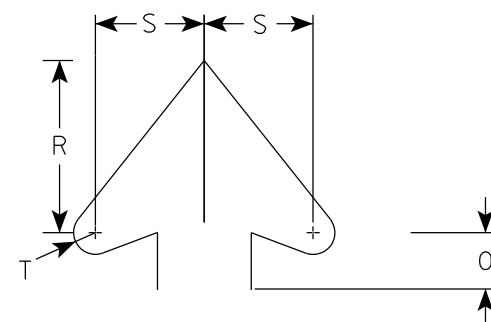


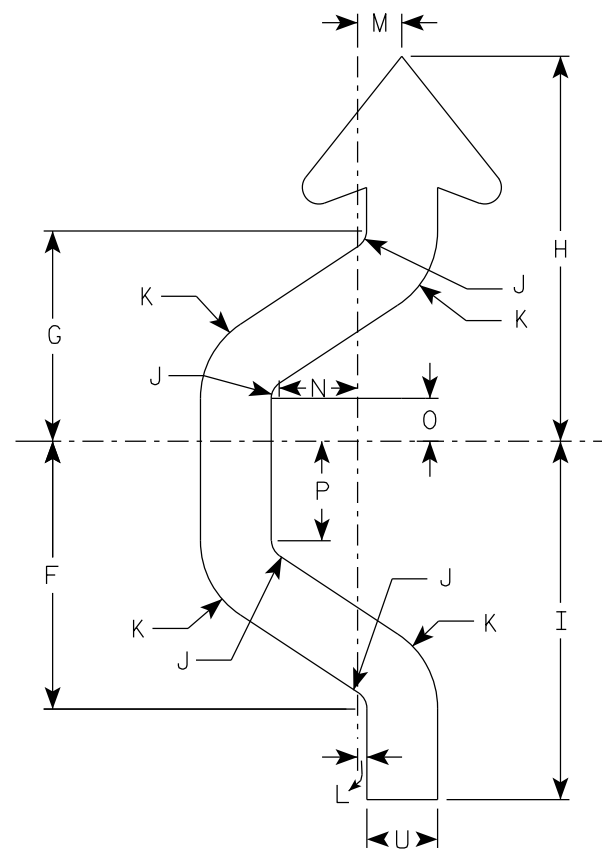
W24-1R



W24-1L



Arrowhead Detail



Arrow Detail

NOTES

1. Sign is Type II - Type F Reflective
2. Color:
Background - Yellow
Message - Black
3. W24-1R is the same as W24-1L except reversed along the vertical centerline.

7

7

SIZE	A	B	C	D	E	F	G	H	I	J	K	L	M	N	O	P	Q	R	S	T	U	V	W	X	Y	Z	Area sq. ft.
1																											
2S	36		2 1/4	5/8	1/2	11 3/8	8 7/8	16 3/8	15 1/4	3/4	3 3/4	3/8	2	3 3/8	1 7/8	4 1/4		5 1/2	3 1/2	5/8	3						9.0
2M	36		2 1/4	5/8	1/2	11 3/8	8 7/8	16 3/8	15 1/4	3/4	3 3/4	3/8	2	3 3/8	1 7/8	4 1/4		5 1/2	3 1/2	5/8	3						9.0
3																											
4																											
5																											

STANDARD SIGN
W24-1L & R

WISCONSIN DEPT OF TRANSPORTATION

APPROVED *Matthew R Rauch*
For State Traffic Engineer

DATE 1/22/2024 PLATE NO. W24-1.4

PROJECT NO:

HWY:

COUNTY:

SHEET NO:

E