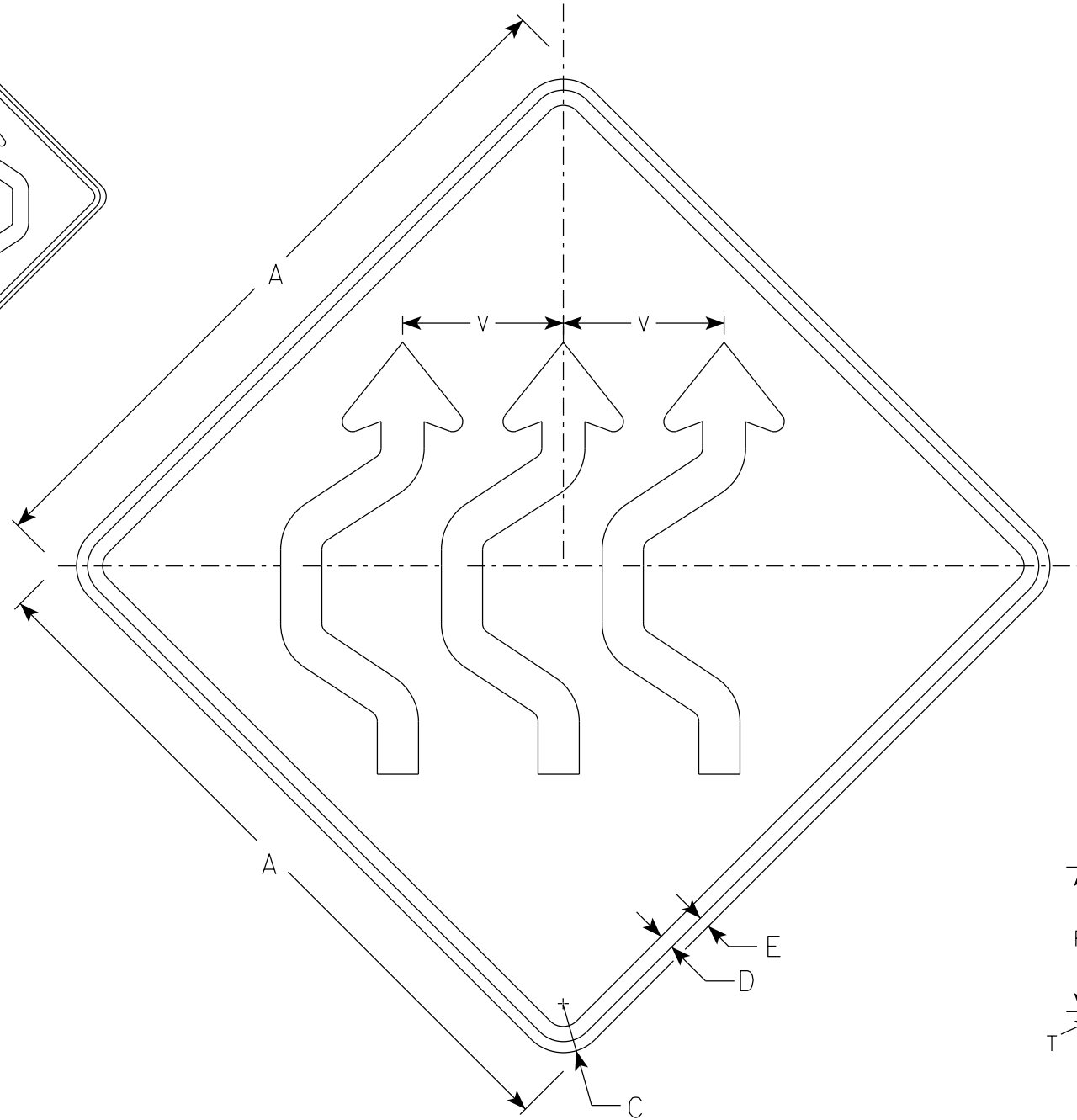


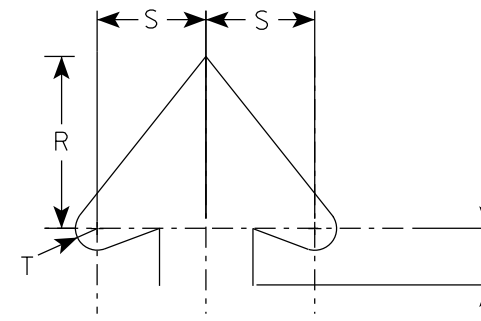
W24-1BR



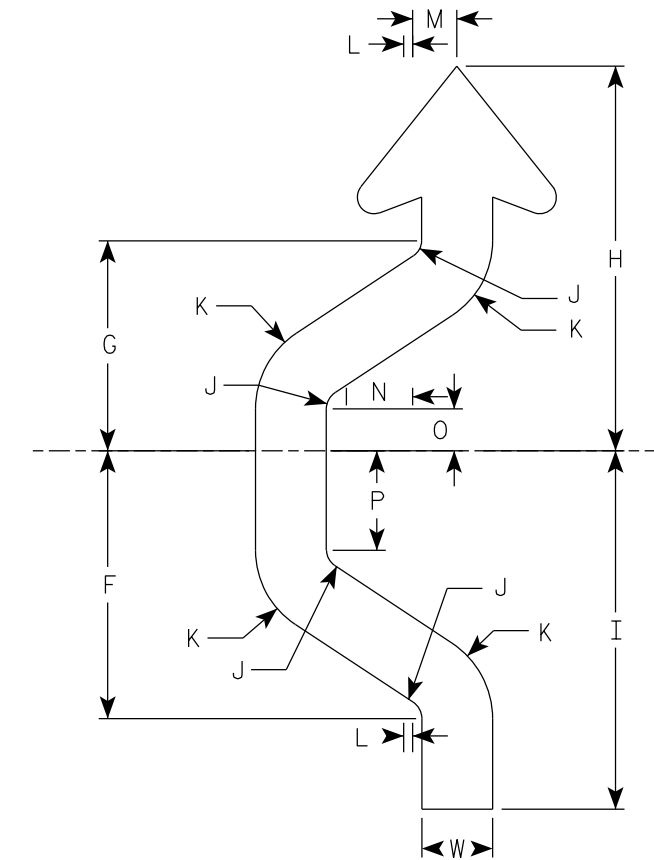
W24-1BL

NOTES

1. Sign is Type II - Type F Reflective
2. Color:  
Background - Orange  
Message - Black
3. W24-1BR is the same as W24-1BL except reversed along the vertical centerline.



Arrow Detail



Arrow Detail

SIZE	A	B	C	D	E	F	G	H	I	J	K	L	M	N	O	P	Q	R	S	T	U	v	W	X	Y	Z	Area sq. ft.
1	36		2 1/4	5/8	1/2	7 7/8	6 1/4	11 3/8	10 5/8	1/2	2 5/8	1/4	1 1/4	2	1 1/4	3		4	2 1/2	1/2	1 1/4	8 1/8	2 1/8				9.0
2S	48		3	1	3/4	10 1/2	8 1/4	15	14	3/4	3 1/2	3/8	1 3/4	2 5/8	1 5/8	3 7/8		5 3/8	3 3/8	5/8	1 3/4	10 3/4	2 3/4				16.0
2M	48		3	1	3/4	10 1/2	8 1/4	15	14	3/4	3 1/2	3/8	1 3/4	2 5/8	1 5/8	3 7/8		5 3/8	3 3/8	5/8	1 3/4	10 3/4	2 3/4				16.0
3	48		3	1	3/4	10 1/2	8 1/4	15	14	3/4	3 1/2	3/8	1 3/4	2 5/8	1 5/8	3 7/8		5 3/8	3 3/8	5/8	1 3/4	10 3/4	2 3/4				16.0
4	48		3	1	3/4	10 1/2	8 1/4	15	14	3/4	3 1/2	3/8	1 3/4	2 5/8	1 5/8	3 7/8		5 3/8	3 3/8	5/8	1 3/4	10 3/4	2 3/4				16.0
5	48		3	1	3/4	10 1/2	8 1/4	15	14	3/4	3 1/2	3/8	1 3/4	2 5/8	1 5/8	3 7/8		5 3/8	3 3/8	5/8	1 3/4	10 3/4	2 3/4				16.0

STANDARD SIGN  
W24-1BL

WISCONSIN DEPT OF TRANSPORTATION

APPROVED *Matthew R. Rauch*  
For State Traffic Engineer

DATE 1/22/2024 PLATE NO. W24-1BL.3

PROJECT NO: \_\_\_\_\_ HWY: \_\_\_\_\_ COUNTY: \_\_\_\_\_ SHEET NO: **E**