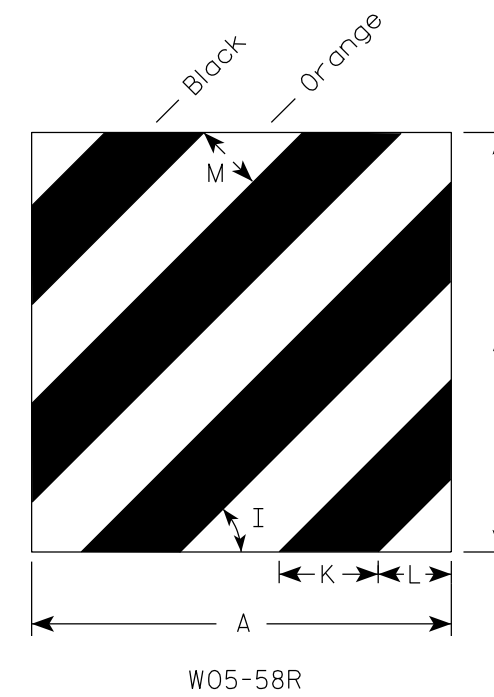
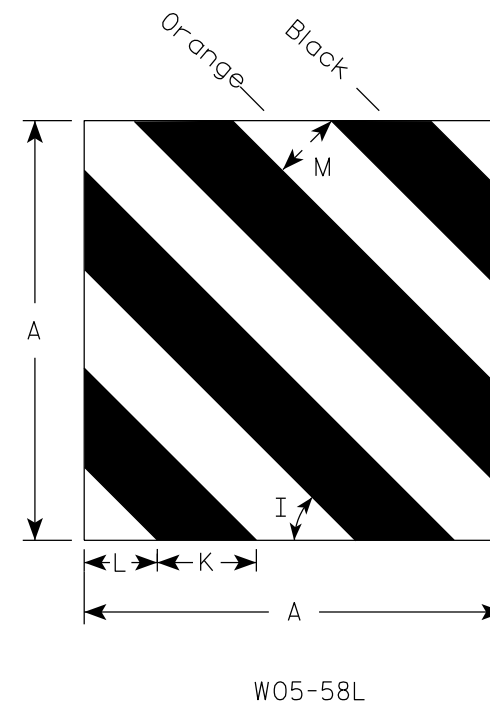
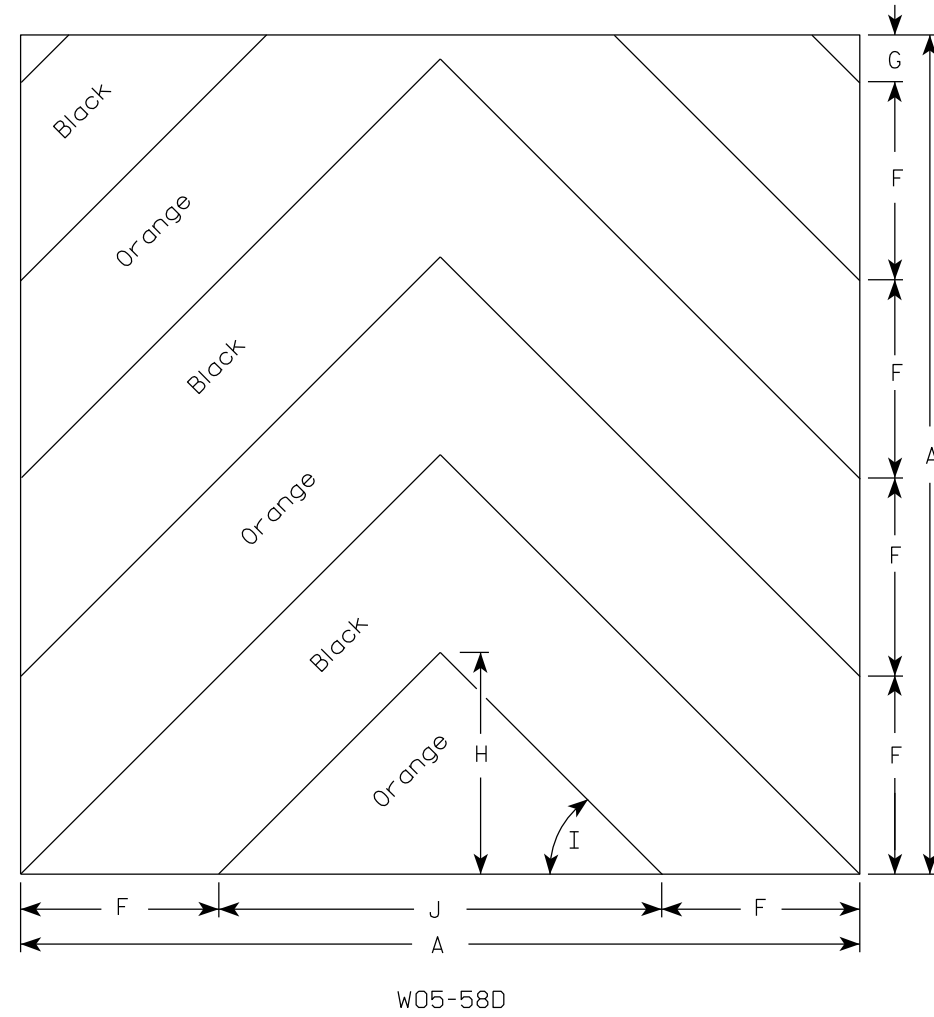


NOTES

1. Sign is Type II - Type F Reflective
2. Color:
Background - Orange
Message - Black
3. Sign shall be a sheeting overlay no aluminum base material
4. Overall sign size varies depending upon manufacturer of crash cushion.



7

7

SIZE	A	B	C	D	E	F	G	H	I	J	K	L	M	N	O	P	Q	R	S	T	U	V	W	X	Y	Z	Area sq. ft.
1																											
2S	36					8 1/2	2	9 1/2	45°	19	8 1/2	6 1/4	6														9.0
2M	36					8 1/2	2	9 1/2	45°	19	8 1/2	6 1/4	6														9.0
3																											
4																											
5																											

STANDARD SIGN
W05-58-D & W05-58L&R
WISCONSIN DEPT OF TRANSPORTATION
APPROVED *Matthew R. Rauch*
For State Traffic Engineer
DATE 3/27/24 PLATE NO. W05-58.2

PROJECT NO: _____ HWY: _____ COUNTY: _____ SHEET NO: **E**